

Quick Reference

Advanced

Easy Access to Valuable Information

Selecting a Source

Using Short Names (library;file names)

If you are familiar with library and file searching with LexisNexis™ Research Software, you can use the Short Name to select a source in either of two ways.

Find a Source

1. Enter the short name (e.g. GENFED;COURTS) in the Find a Source box.
2. Select Short Name.
3. Click Find.

Using Command Searching

1. Enter the short name (e.g., genfed;courts) in the Command Searching box, followed by your search request. Use a semi-colon to separate the short name from the search request, e.g., genfed;courts;election 15 certify
2. Click Go to submit your search.
3. Note: When you first sign on to *lexis.com*®, the Command Searching box will display at the bottom of the screen. To move the box up to the top, click Move Up.

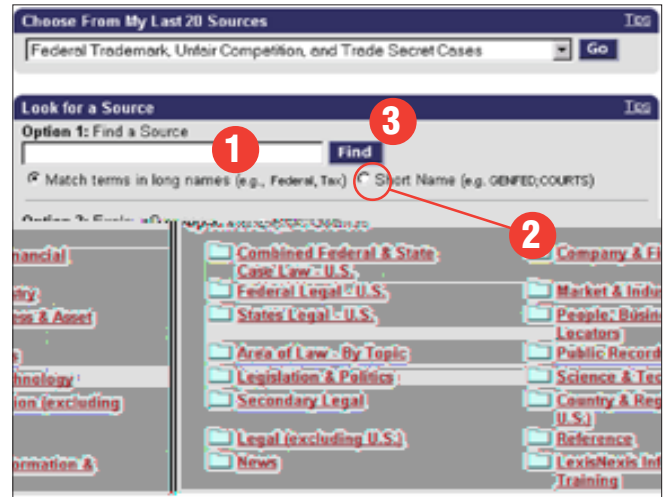
Using Dynamic Source Selection

You can combine multiple sources in a single search. For example, you might want to search in several Circuit courts or several newspapers at the same time.

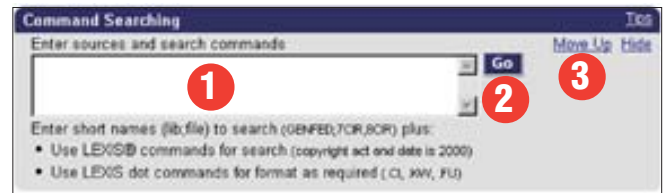
To combine sources:

1. At the initial source selection screen, click on one of the source folders. Continue clicking until you reach a searchable source.
2. As soon as you reach sources that can be combined, a choice for “Show checkboxes for combining sources” will appear at the top of the list. Click on this choice and a checkbox will appear next to each source that can be combined with one of the others.
3. Click the box next to each source in which you want to search.
4. Click **Combine Checked Sources** at the bottom of the screen.

USING SHORT NAMES



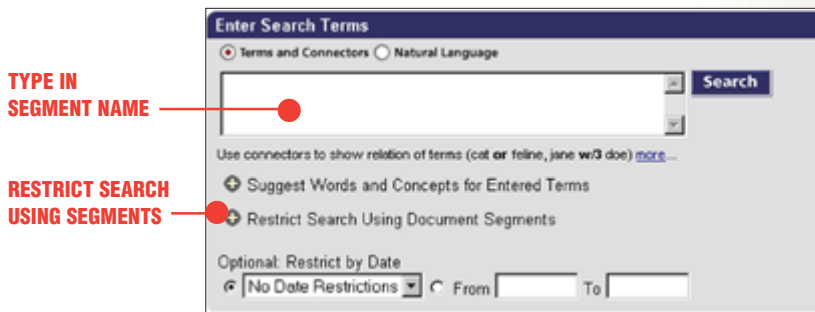
USING COMMAND SEARCHING



USING DYNAMIC SOURCE SELECTION



Searching—Using Segments



**TYPE IN
SEGMENT NAME**

**RESTRICT SEARCH
USING SEGMENTS**

There are two ways to do a segment search.

1. Click **Restrict Search Using Document Segments** under the Enter Search Terms box. Select the segment in which you want to search from the drop-down list.
2. If you are already familiar with the segment in which you want to search, type the segment name, then type your search words enclosed in parentheses and press ENTER.

For example, to find cases when you know the name of the parties:

ENTER: *name (dickerson AND united states)*

To find all opinions written by a particular judge:

ENTER: *writtenby (scalia)*

To find cases in which a particular law firm participated:

ENTER: *counsel (marbury AND madison)*

To find cases decided on, before or after a particular date:

ENTER: *date is 2/14/00 OR date bef 2/14/00 OR date aft 2/14/00*

To retrieve all sections in Title 18, Chapter 96 of the U.S. Code dealing with Racketeer Influenced and Corrupt Organizations:

ENTER: *heading (18 AND 96 AND racketeer)*

Searching— Precision Search Commands

Use these commands to make your searches more precise.

Capitalization

To specify that search terms have all capital letters:

ENTER: *allcaps (aids)*

To specify that search terms have no capital letters:

ENTER: *nocaps (aid)*

To specify that search terms have one or more capital letters:

ENTER: *caps (aid)*

Pluralization

To limit your search to the plural form of a term:

ENTER: *steven /3 plural (job)*

To limit your search to the singular form of a term:

ENTER: *singular (job) /5
discrimination*

At Least

To find documents that contain an in-depth discussion of a term:

ENTER: *atleast10 (cercla)*

Display Formats

Cite—displays a bibliographic list of the citations in your answer set.

KWIC™—displays 25 words of text around your search terms

KWIC + 25—lets you vary the KWIC display format from as few as one word around your search terms to as many as 999.

Full—displays the complete text of each document.

Custom—lets you display a particular segment or segments in each document.

Viewing Results

Lexis® Case Summaries

Concise, targeted synopses of cases. Each case summary contains three sections:

- **Procedural Posture** describes the case's procedural history—how the case arrived before the court.
- **Overview** provides a brief review of the court's holding on the legal issues raised.
- **Outcome** reviews the procedural disposition of the case.

Lexis® Core Concepts

The key legal points of a case, selected by a team of LexisNexis™ legal editors, and drawn directly from the language of the court. Core Concepts lets you link to relevant text within your case, to other relevant documents, and to Lexis® Search Advisor for a more in-depth search on your topic.

Lexis® Core Terms

Core Terms are representative and important words and phrases that actually appear in the text of a case. They offer you a quick snapshot of the content based on the Court's own language.

DISPLAY FORMATS

CASE SUMMARY

CORE TERMS

Full Format

The screenshot shows a LexisNexis case summary. Red annotations point to various features: 'DISPLAY FORMATS' points to the top navigation bar; 'CASE SUMMARY' points to the main text area; 'CORE TERMS' points to a list of terms at the bottom; 'Full Format' points to the right-hand side of the page. A red circle highlights the case title and citation information.

CORE CONCEPTS

DISPLAY SPECIFIC DOCUMENT

DISPLAY SPECIFIC TERM

CASE SUMMARY OVERVIEW

CORE TERMS

Powerful Cite Format

The screenshot shows a LexisNexis case summary. Red annotations point to 'SHOW HITS' (a list of search results), 'CHECK DOCUMENT FOR LATER PRINT OR DOWNLOAD' (a button), and 'SHEPARD'S SIGNAL™' (a circular icon). The case title and citation are highlighted with a red box.

SHOW HITS

CHECK DOCUMENT FOR LATER PRINT OR DOWNLOAD

SHEPARD'S SIGNAL™

Shepardizing™

To *Shepardize*® a document:

1. Click Check A Citation.
2. Enter the citation for the document you want to check, e.g., *800 f2d 111*.
3. Click Check.

SHEPARD'S SIGNAL

PRIOR HISTORY

SUBSEQUENT HISTORY

CITING DECISIONS

**KWIC FOR VALIDATION
FULL FOR RESEARCH**

**SEARCH IN CITING
DOCUMENTS**

**RESTRICT RESULTS BY TREATMENT
CODE OR JURISDICTION**

LexisNexis Search Results: Get a Document - Check a Citation

View: Full

800 F.2d 111

Warning: Negative treatment indicated

800 F.2d 111

800 F.2d 111, 1986 U.S. App. LEXIS 29174, 42 Empl. Prac. Dec. (COH) P36492, 41 Far Empl. Prac. Cas. (BNA) 1799 (7th Cir. 11/19/86)

PRIOR HISTORY (2 citing references) = [Hide Prior History](#)

Mulder v. Economics Laboratory, Inc., 1985 U.S. Dist. LEXIS 18850, 41 Far Empl. Prac. Cas. (BNA) 1774 (N.D. Ill. Jan. 30, 1985)

Later proceeding at:
Mulder v. Economics Laboratory, Inc., 1985 U.S. Dist. LEXIS 18850, 41 Far Empl. Prac. Cas. (BNA) 1779 (N.D. Ill. June 17, 1985)

Also cited by (CITATION YOU ENTERED):
Mulder v. Economics Laboratory, Inc., 800 F.2d 111, 1986 U.S. App. LEXIS 29174, 42 Empl. Prac. Dec. (COH) P36492, 41 Far Empl. Prac. Cas. (BNA) 1799 (7th Cir. 11/19/86)

SUBSEQUENT APPELLATE HISTORY (2 citing references) = [Hide Subsequent Appellate History](#)

Writ of certiorari denied:
Mulder v. Economics Laboratory, Inc., 491 U.S. 1241, 95 L. Ed. 2d 922, 107 S.Ct. 1992, 1997 U.S. LEXIS 3022, 55 U.S.L.W. 3748, 42 Empl. Prac. Dec. (COH) P36984, 49 Far Empl. Prac. Cas. (BNA) 1326 (1997)

Cases and laws proceeding at:
Mulder v. Economics Laboratory, Inc., 1988 U.S. Dist. LEXIS 18892, 48 Far Empl. Prac. Cas. (BNA) 1432 (N.D. Ill. Nov. 4, 1988)

CITING DECISIONS (99 citing decisions)

2ND CIRCUIT - U.S. DISTRICT COURTS

Cited by:
Sudeten v. Fagood, Inc., 726 F. Supp. 1257, 2790 U.S. Dist. LEXIS 4222, 53 Empl. Prac. Dec. (COH) P39905, 62 Far Empl. Prac. Cas. (BNA) 425 (S.D.N.Y. 1990)

Cited by:
726 F. Supp. 1267 p.1270

Cited by:
Culpe v. South Island Medical Center, 715 F. Supp. 870, 1989 U.S. Dist. LEXIS 8687, 50 Empl. Prac. Dec. (COH) P36492, 55 Far Empl. Prac. Cas. (BNA) 1531 (S.D.N.Y. 1989)

Cited by:
715 F. Supp. 870 p.1272

REVIEWING RESULTS — FULL FORMAT

Custom Restrictions

To customize your results to a particular type of analysis, jurisdiction, or headnote:

1. Click Custom Restrictions.
2. Select the restrictions.
3. Click Show Restrictions.

RESTRICT BY TYPE OF ANALYSIS

RESTRICT BY JURISDICTION

RESTRICT BY HEADNOTE

RESTRICT BY DATE

Custom Restrictions

Citation: 800 F.2d 111

Type: [Analysis](#), [Jurisdictions](#), [Headnotes](#), [Date](#) [Show Restrictions](#) [Undo](#)

Analyses available in FULL:

Negative:

Distinguished Overruled

Positive:

Followed

Other:

Concurring Opinion Dissenting Op. Explained

Jurisdictions available in FULL:

Federal:

2nd Circuit 6th Circuit 10th Circuit

4th Circuit 7th Circuit 11th Circuit

5th Circuit 8th Circuit D.C. Circuit

State:

California Delaware Minnesota Wisconsin

Colorado Iowa Ohio

Connecticut Illinois Tennessee

Others:

Law Reviews Statutes American Law Rpts/Lawyer's Edition Annos

Headnotes available in FULL:

F.2d: All

1 5 7 9 11 13

3 6 8 10 12 14

Dates: No additional date restrictions (4-digit year)

From: To: (4-digit years)

[Show Restrictions](#) [Undo](#)

SHOW RESTRICTIONS

LexisNexis, the Knowledge Burst logo, Kwic, *Shepard's Signal* and *Shepardizing* are trademarks, and Lexis, *lexis.com*, *Shepard's* and *Shepardize* are registered trademarks of Reed Elsevier Properties Inc., used under license.
© 2001 LexisNexis, a division of Reed Elsevier Inc.
All rights reserved. L010600-1 0701