

Perfecting performance starts with data.

A majority of production print service providers (PSPs) identify decreasing production costs and increasing efficiency as top strategic imperatives. But how do you know what needs to be changed to best achieve these goals? It comes down to accessing the right fleet performance data, which is a cumbersome – and endless – task when done manually.

79%

of PSPs list rising costs as a top business challenge

Only
43%

of PSPs own a commercial intelligence dashboard

20%

use homegrown or spreadsheet-driven solutions

Get instant access to essential fleet performance data.

Xerox FreeFlow Vision Software unlocks the data you need to achieve more “perfect production”.

It automates the process of monitoring and measuring vital print operation data across an entire fleet, in real time. Armed with Vision’s powerful data and insights, operations can immediately pinpoint and manage a wide range of key performance indicators (KPIs), including the performance, availability and quality metrics that drive Overall Equipment Effectiveness (OEE).

Xerox® FreeFlow® Vision provides breakthrough visibility of key production efficiency metrics:



Waste



Bottlenecks



Operator
performance



Press performance



Cycle time



Print volume

+ enables industry-standard Overall Equipment Effectiveness management

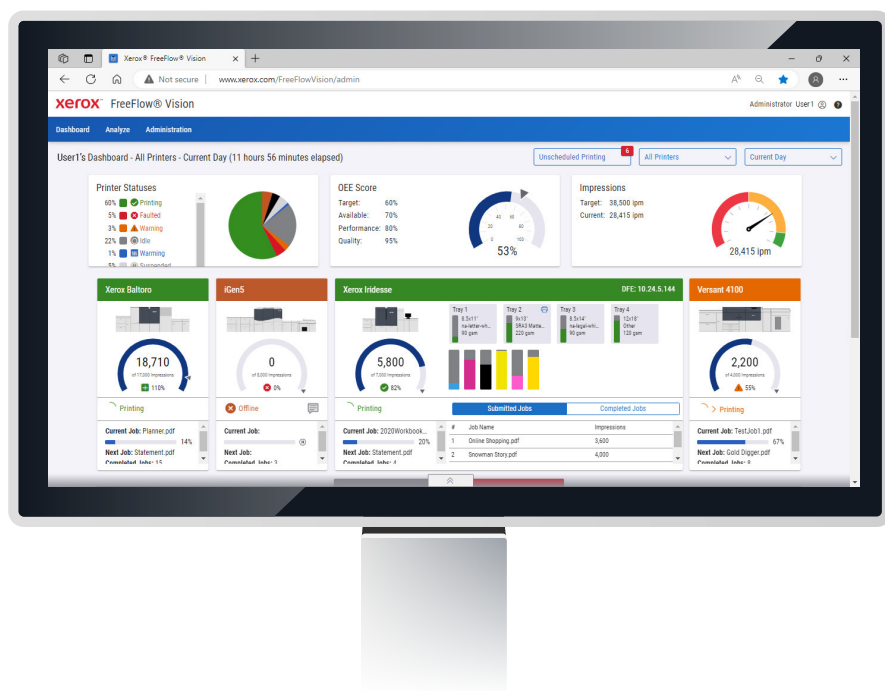
Accelerate performance – and profit.

Performance improvement means different things to different parts of the business. Vision's elegantly interactive web-based dashboards make it easy for each user to get the accurate, up-to-date print operation data that matters most to them – at any time – in real time.

Monitor your entire fleet in real time.

- Highly intuitive, customisable interface
- Fleet-wide, real-time data collection
- View the entire fleet, printer groups or by printer

Get an “as it happens” view of productivity, problems and printer-by-printer performance.



Measure true performance instantly.

- Real time – by shift, day, week, month, quarter and year
- View the entire fleet, printer groups or by printer

Track data over time to evaluate overall productivity and other critical metrics.

ALWAYS ON

FreeFlow Vision runs whenever you do, collecting data across your fleet using powerful automation that lets you benchmark performance against goals then adjust if needed.

ALWAYS ACCESSIBLE

A highly visual, browser-based interface makes it easy to understand your fleet data so you can better manage the metrics most important to your operation.

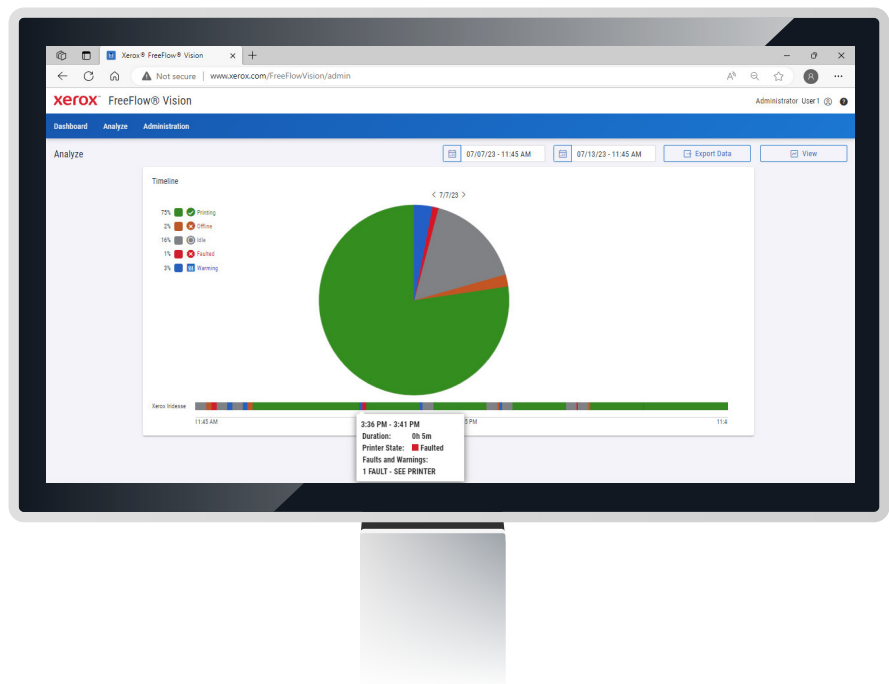
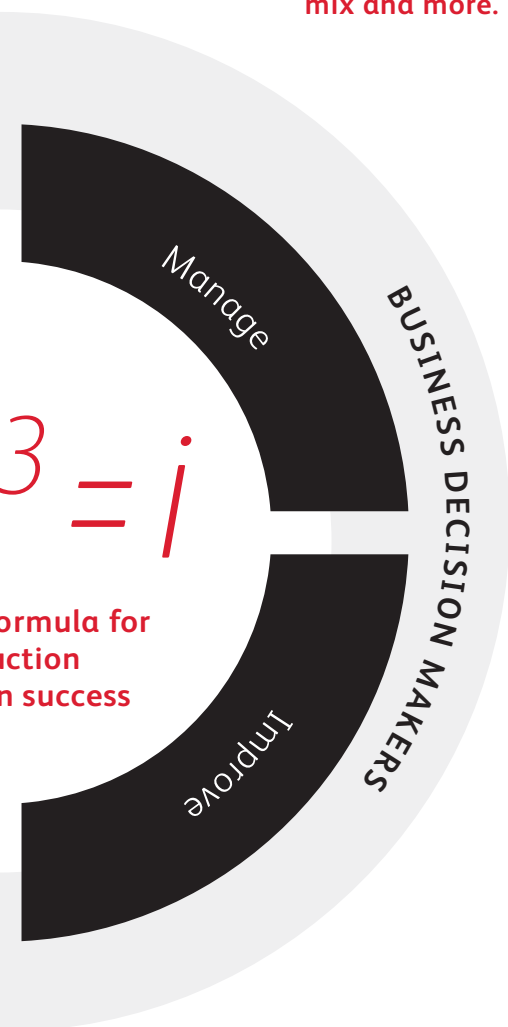
ALWAYS A TEAM PLAYER

FreeFlow Vision is built on an industry-standard protocol – SNMP – making it ideal for multi-vendor fleets.* Unlimited users can track unlimited devices – enabling limitless improvements.

Take control of the data with administrator-only abilities that adjust parameters, press mix and more.

Manage better outcomes.

- Historical tracking and comparisons with customisable dates
- Data drill downs for more granular insights
- Export data easily to integrate with MIS, ERP, scheduling and other workflow solutions



Calculate Overall Equipment Effectiveness (OEE) – the industry standard for performance measurement.

Improve efficiency – and ROI.

- Use actionable intelligence to evaluate and improve the effectiveness of your production processes
- Ensure every press is used to its full potential

Unlock a higher-performing OEE score.

Overall Equipment Effectiveness (OEE) is a business indicator that measures percentages of manufacturing time that are truly productive by assessing press availability, performance and output quality. The resulting score is the industry-standard way to calculate the impact your equipment has on profitability.

Availability X Performance X Quality

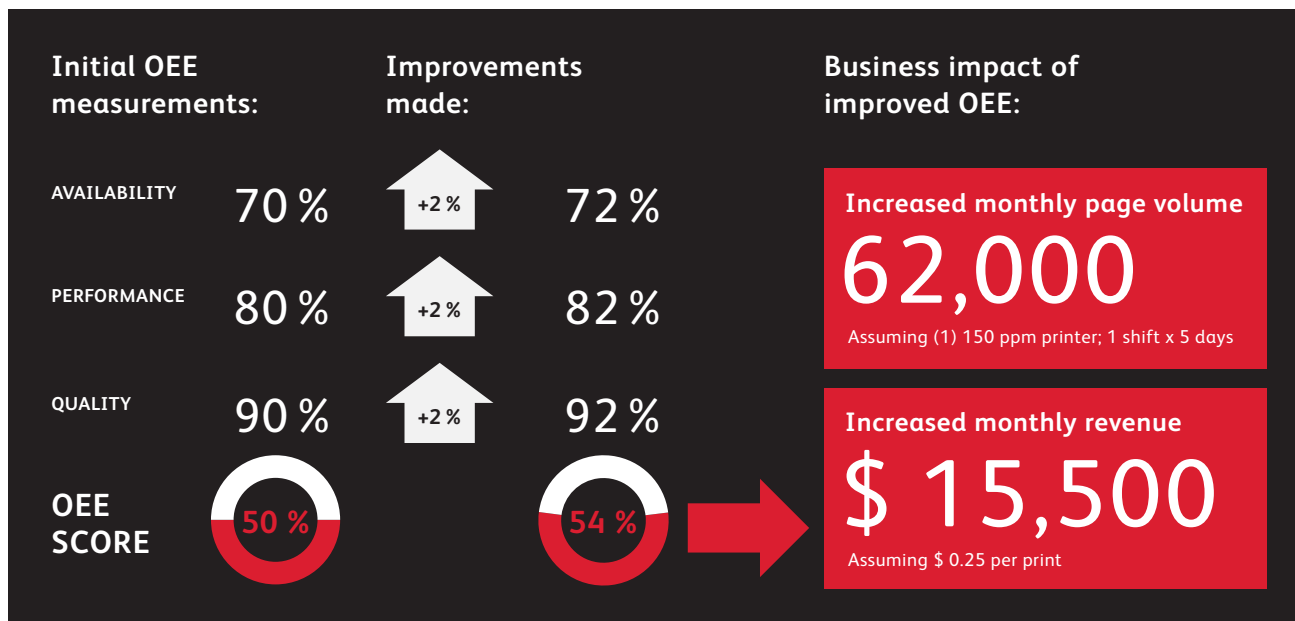
The proportion of expected vs actual run time that each press is available for production, including unplanned/planned stops.

The actual running speed of the equipment against its specified, or maximum operating speed.

The proportion of actual production output which meets your clients' specifications – or good prints vs waste prints.

Real-time OEE calculations enable real-time improvement.

The losses reflected in your OEE score can have an out-sized impact on profitability – even when individual measurements seem acceptable. That's why having access to this data is critical to operational improvement and profitability. For example:



Contact your Xerox Representative or visit xerox.com/vision to learn more.