

**BY ORDER OF THE
SECRETARY OF THE AIR FORCE**

**DEPARTMENT OF THE AIR FORCE
INSTRUCTION 36-2903**



**29 FEBRUARY 2024
Corrective Actions Applied on
13 March 2024**

Personnel

**DRESS AND PERSONAL APPEARANCE
OF DEPARTMENT OF THE AIR
FORCE PERSONNEL**

COMPLIANCE WITH THIS PUBLICATION IS MANDATORY

ACCESSIBILITY: Publications and forms are available on the e-Publishing website at www.e-Publishing.af.mil for downloading or ordering.

RELEASABILITY: There are no releasability restrictions on this publication.

OPR: AF/A1PA

Certified by: SAF/MR

Supersedes: DAFI 36-2903, 7 February 2020

Pages: 150

This instruction implements Department of the Air Force Policy Directive (DAFPD) 36-29, *Military Standards*. It provides responsibilities and standards for dress and personal appearance of all Department of the Air Force personnel and, consistent with Department of Defense Instruction (DoDI) 1300.17, *Religious Liberty in the Military Services*, provides guidance for religious accommodation requests. This publication applies to Department of the Air Force civilian and contract employees and uniformed members of the United States Space Force (USSF), the Regular Air Force (RegAF), the Air Force Reserve (ResAF), and the Air National Guard (ANG) and retired and separated personnel. In collaboration with the Chief of Air Force Reserve (AF/RE), Director of the Air National Guard (NGB/CF), Deputy Chief of Space Operations for Human Capital (SF/S1), the Deputy Chief of Staff for Manpower, Personnel, and Services (AF/A1) develops personnel guidance for dress and personal appearance programs. This instruction applies to USSF members unless and until separate service guidance is published. In this event, USSF guidance shall prevail in application to the USSF. **Note:** All references to United States Air Force (USAF) terminology, units, grades, and positions will also apply to the equivalent in the USSF, as appropriate. For example, references to Airmen will also apply to Guardians. (**Exception:** Allowance Standard 016, documented amount and type of organizational clothing and equipment items authorized for an organization by applicable commander). This instruction requires the collection and or maintenance of information protected by the Privacy Act of 1974 authorized by Department of Defense Directive (DoDI) 5400.11, *DoD Privacy and Civil Liberties Program*. The applicable System of Record Notice (SORN) F036 AF PC C, *Military Personnel Records System*,

is available at <http://dpclo.defense.gov/Privacy/SORNs.aspx>. Vigilance is required to protect Controlled Unclassified Information (CUI) when submitting or sending nominations, applications, or other documents to DoD agencies through government internet, software applications, systems, e-mail, postal, faxing or scanning. Ensure all records generated as a result of processes prescribed in this publication adhere to Air Force Instruction 33-322, *Records Management and Information Governance Program*, and are disposed in accordance with the Air Force Records Disposition Schedule, which is located in the Air Force Records Information Management System. Refer recommended changes and questions about this publication to the OPR using DAF Form 847, *Recommendation for Change of Publication*; route DAF Forms 847 from the field through the appropriate functional chain of command. This publication may be supplemented at any level, but all supplements that directly implement this publication must be routed to the Office of Primary Responsibility (OPR) for coordination, and all MAJCOM-level supplements must be approved by the Human Resource Management Strategic Board (HSB) prior to certification and approval. The authorities to waive wing/unit level requirements in this publication are identified with a tier (e.g., “T-0, T-1, T-2, T-3”) number following the compliance statement. See DAFMAN 90-161, *Publishing Processes and Procedures*, for a description of the authorities associated with the tier numbers. Submit requests for waivers through the chain of command to the appropriate tier waiver approval authority, or alternately, to AF/A1 or SF/S1 as appropriate for non-tiered compliance items. The use of the name or mark of any specific manufacturer, commercial product, commodity, or service in this publication does not imply endorsement by the Department of the Air Force. Failure to comply with the publication is punishable as a violation of Article 92 of the Uniform Code of Military Justice (UCMJ).

SUMMARY OF CORRECTIVE ACTIONS

1.) Corrected figure 4.4., rotated the Capt and Lt ranks 90 degrees and added the general officer rank spacing markers, 2.) Corrected paragraph 9.2.1, removed AFSCs, 43A, and 4M0 that no longer exist and changed to reflect “Non-rated and non-Career Enlisted Aviator AFSCs: 13HX and 1H0X1” due to transition of Aerospace Physiology career fields from the Air Force Medical Service to the Line of the Air Force.

SUMMARY OF CHANGES

This instruction is substantially revised and must be completely reviewed. Policy language updated for clarity, simplification and to reduce redundancies. Graphics were updated to improve visualization and amplify existing policy. It also incorporates policy changes from the 102nd Air Force Uniform Board and out-of-cycle policy memoranda including updates to tattoo/brands/body markings, mustache wear, the religious accommodation request process, no-hat, no-salute areas, specialized nametag, two-piece flight duty uniform, gym bag, backpack, handbag, and flight duty uniform policy. It authorizes female wear of mess dress trousers or slacks, wear of caps for baldness or hair loss due to medical conditions, permanent wear of EPME badge, Security Forces shield on the OCP uniform, beverage consumption while walking in uniform, wear of cold weather headbands, the purchase of commercial cold weather outerwear, wing commander delegation to approve religious regalia, organizational emblems on the back of morale shirt and heritage morale patches on the flight duty uniform. It clarifies sister service and Joint unit patch wear and graduate patch criteria and added guidance for duty identifiers and tabs process. Removes references to

Airman Battle Uniforms and authorization for color morale shirts to be worn with the flight duty uniform.

Chapter 1—GENERAL INFORMATION	10
1.1. Basic Philosophy.....	10
1.2. When to Wear the Air Force Uniform.	10
1.3. Optional Wear of the Air Force Uniform.....	11
1.4. When NOT to Wear the Air Force Uniform.	12
1.5. Acquiring Uniform Items.....	13
Chapter 2—ROLES AND RESPONSIBILITIES	14
2.1. Chief of Staff of the Air Force (CSAF) (AF/CC).	14
2.2. Chief Master Sergeant of the Air Force (CMSAF) (AF/CCC).	14
2.3. Deputy Chief of Staff of the Air Force for Manpower, Personnel and Services (AF/A1).....	14
2.4. Military Compensation Policy Division, Headquarters Air Force (AF/A1PA).	14
2.5. Air Force Director of Training and Readiness (AF/A3T).....	14
2.6. Air Force Personnel Center Special Programs Branch (AFPC/DP3SA).	14
2.7. Air Force Materiel Command Logistics, Civil Engineering, and Nuclear Integration Directorate (AFMC/A4/10).....	14
2.8. MAJCOM, CCMD and Theater Commanders.	14
2.9. Army and Air Force Exchange Service (AAFES).	15
2.10. Defense Logistics Agency (DLA).	15
2.11. Numbered Air Force (NAF), DRU and FOA Commanders.	15
2.12. Wing Commanders or Equivalent.....	15
2.13. Force Support Squadron.	15
2.14. Commander (on G-Series Orders) or Equivalent.....	15
2.15. First Sergeant.	16
2.16. Supervisor.	16
2.17. Airmen/Individual Responsibilities.	16
Chapter 3—GROOMING AND APPEARANCE STANDARDS	18
3.1. Personal Grooming Standards.....	18
Figure 3.1. Male – Unauthorized Hair Examples.....	19
Figure 3.2. Female – Unauthorized Hair Examples.	19
Figure 3.3. How to Measure Hair Bulk.	20

Figure 3.4.	Male Hair Standards Examples.....	20
Figure 3.5.	Cut, Clipped, or Shaved Part.....	21
Figure 3.6.	Mustache.....	21
Figure 3.7.	Shaving Waiver Example.	22
Figure 3.8.	Female Hair Examples.....	23
Figure 3.9.	Female Hair Accessories.....	23
Figure 3.10.	Authorized Female Hair Styles Examples of Locs, Braids, and Cornrows.	24
Figure 3.11.	Authorized Ponytails/Equivalent and Long braid(s) Hair Styles Examples.	24
Figure 3.12.	Ponytail/Braid Length.....	24
Figure 3.13.	Unauthorized Ponytails.....	25
Figure 3.14.	Authorized and Unauthorized Nail Polish Colors (Not All-Inclusive).....	26
Figure 3.15.	Authorized and Unauthorized Eyelash Extension Examples.....	27
3.2.	Tattoos/Brands/Body Markings.....	27
Figure 3.16.	Neck Tattoo Approved Location.	29
3.3.	Body Piercing/Ornamentation.	30
3.4.	Alteration/Modification.	30
Chapter 4—DRESS UNIFORMS		31
4.1.	Formal and Mess Dress Uniforms.	31
4.2.	Formal and Mess Dress Uniform Accoutrements (Male and Female).	33
4.3.	Semi-Formal Dress Uniform (enlisted Only).	33
4.4.	Semi-Formal Dress Uniform Accoutrements (Male and Female).	34
Figure 4.1.	Male and Female Semi-Formal Dress Uniform.....	35
Figure 4.2.	Male Mess Dress Uniform.	35
Figure 4.3.	Female Mess Dress Uniform.	36
4.5.	Service Dress Uniform (Class A and B – Male and Female).	36
Figure 4.4.	Officer Rank Insignia Placement on Epaulet.....	37
Figure 4.5.	Enlisted Rank Placement.	37
Figure 4.6.	Male Service Dress Uniform (Example Configurations).....	38
Figure 4.7.	Female Service Dress Uniform (Example Configurations).....	39
4.6.	Male Blue Shirt and Female Blouse (Class A and B).....	39
4.7.	Male Blue Shirt and Female Blouse Accoutrements.	40
4.8.	Trousers, Slacks, Skirt (Class A and B).....	41
Figure 4.8.	Male Long Sleeve Blue Shirt.....	41

Figure 4.9.	Male Short Sleeve Shirt.	42
Figure 4.10.	Female Long Sleeve Blue Blouse.	42
Figure 4.11.	Female Short Sleeve Blue Blouse.	43
Figure 4.12.	Officer Rank Insignia.	43
Figure 4.13.	Enlisted Rank Insignia.	43
Chapter 5—OCP UNIFORMS		44
5.1.	The Operational Camouflage Pattern (OCP), Male and Female.	44
Figure 5.1.	Wear of Three Subdued Badges	45
Figure 5.2.	Wear of Four Subdued Badges.	46
Table 5.1.	Authorized Duty Identifier Patches/Tabs (Left Sleeve).....	50
Figure 5.3.	OCP Configuration.	58
Chapter 6—MATERNITY UNIFORMS		60
6.1.	Maternity Mess Dress (Figure 6.1) and Semi-Formal Dress Uniform (Figure 6.2).	60
6.2.	Maternity Mess Dress and Semi-Formal Dress Accoutrements.	60
6.3.	Maternity Service Dress Uniform (Class A and Class B).....	60
6.4.	Maternity Service Dress Uniform (Class A and Class B) Accoutrements.....	61
Figure 6.1.	Maternity Mess Dress Uniform.	62
Figure 6.2.	Maternity Semi-Formal Dress Uniform.....	62
Figure 6.3.	Maternity Service Dress Uniform (Jumper) Class A (long sleeve) and Class B (short sleeve with jumper).	63
Figure 6.4.	Maternity Service Dress Uniform (without Jumper) Class B.	63
6.5.	Maternity OCP Uniforms.....	63
Figure 6.5.	Maternity Operational Camouflage Pattern Uniform.	64
6.6.	Physical Training Gear.	65
Chapter 7—OUTER GARMENTS, HEADGEAR, RANK INSIGNIA AND ACCESSORIES		66
7.1.	Outer Garments.....	66
Figure 7.1.	Pullover Sweater.	66
Figure 7.2.	Cardigan (blue) Sweater.	67
Figure 7.3.	Lightweight Blue Jacket (Male and Female).	68
Figure 7.4.	Gen III, Level VI OCP Jacket and Level VII Parka.	69
Figure 7.5.	Coyote Brown Fleece Jacket.....	70
Figure 7.6.	N3B Cold Weather Parka.....	71
Figure 7.7.	Gen III, Level VII Parka.	71

7.2.	Headgear.	72
Figure 7.8.	Service Cap and Insignia.	73
Figure 7.9.	Service Cap Visor Insignia.	73
Figure 7.10.	Rank Placement Example Men and Women Flight Caps.	74
Figure 7.11.	Rank Placement on OCP Cap.	75
7.3.	Jewelry, Eyewear, Electronic Devices, Bags, Backpacks, Cold Weather and Other Accessories.	75
7.4.	Footwear.	79
7.5.	Undergarments (Mandatory).....	80
Chapter 8—PHYSICAL TRAINING GEAR		81
8.1.	Physical Training Gear (PTG).	81
Figure 8.1.	Physical Training Gear (PTG) and PTG Running Suit.....	81
Figure 8.2.	PTG Optional Items (Long Sleeve T-Shirt and Long Sleeve Sweatshirt).	83
Chapter 9—FLIGHT DUTY UNIFORM		87
9.1.	Flight Duty Uniform (FDU) and Desert Flight Duty Uniform (DFDU) Wear Guidance.	87
Figure 9.1.	Flight Duty and Desert Flight Duty Uniforms.	87
9.2.	Authorized FDU/DFDU Wear.	88
9.3.	Restrictions.	88
9.4.	Flight Clothing Accoutrements.....	89
Figure 9.2.	Flight Duty Uniform with Accoutrements.....	90
9.5.	Over Garments.....	91
Figure 9.3.	Flight Jacket.....	92
Figure 9.4.	Leather A-2 Flying Jacket.....	93
9.6.	Headgear.	94
9.7.	Undergarments.....	94
9.8.	Socks.....	94
9.9.	Footwear (Male and Female Flight Boots).	94
9.10.	Gloves.	94
9.11.	Cell phone, Pager, and Personal Digital Assistant.....	94
9.12.	Two Piece Flight Duty Uniform (2PFDU).	95
Figure 9.5.	2PFDU with Accouterments.	95

Chapter 10—DISTINCTIVE UNIFORMS, ITEMS AND EQUIPMENT	102
10.1. Organizational Clothing and Equipment.	102
10.2. Informal Uniform.....	102
Figure 10.1. Informal Uniform.....	103
10.3. Security Forces.	103
10.4. Flight Attendant Uniforms.....	105
10.5. Medical Scrubs.	107
10.6. Equestrian Competition Service Dress Configuration.	107
10.7. Miscellaneous Uniforms.	108
Chapter 11—RELIGIOUS ACCOMMODATION	112
11.1. See DAFI 52-201, Religious Freedom In The Department of The Air Force for guidance on how to make a religious accommodation request from Grooming and Personal Appearance standards.....	112
11.2. Dress and Appearance Waivers.	112
11.3. Airman and Guardian’s home station wing or garrison commanders or headquarters Air Force (HAF), MAJCOM, Field Command, Numbered Air Force (NAF), Field Operating Agency (FOA) and Direct Reporting Unit (DRU) Directors (O-6/GS-15 and above) are the approval authority for only the following dress and appearance religious accommodation requests:	112
11.4. All approved religious accommodations should be worn in a neat and conservative manner (defined as, discreet, tidy, and not dissonant or showy in style, size, design, brightness, or color).	112
Figure 11.1. Hijab.	113
Figure 11.2. Beard.....	114
Figure 11.3. Turban/Under Turban.	115
Chapter 12—BADGES AND SPECIALTY INSIGNIAS	116
12.1. Badges.....	116
12.2. Placement of Badges.....	116
12.3. Placement of Duty and Miscellaneous Badges.....	117
Figure 12.1. Male Service Dress Duty Badge Configuration Examples	120
Figure 12.2. Female Service Dress Duty Badge Configuration Examples	121
12.4. Duty Badges and Special Insignias.....	123
Figure 12.3. Gold Star Lapel Button and Next of Kin Lapel Button.	127
Figure 12.4. Gold Star Lapel Button on Service and Mess Dress Coat Lapel.	127
12.5. Occupational, Qualification or Skill Badges.....	127

12.6.	Additional Badge Information.	127
12.7.	Establishing a New Occupational Badge, Patch or Tab.....	128
12.8.	Duty Identifier Patches/Tabs.....	129
Chapter 13—AWARDS AND DECORATIONS		130
13.1.	Wear Instructions.....	130
13.2.	Foreign Decorations.....	130
13.3.	Non-Air Force Service Awards.	130
13.4.	Wear of Awards and Decorations by Retirees and Honorably Discharged Veterans.	131
Figure 13.1.	Ribbon Arrangement of Ribbons (Other arrangements authorized as needed).	131
13.5.	Description of Medals and Ribbons.....	131
13.6.	Devices on Medals and Ribbons.....	131
Figure 13.2.	Example of “V”, “C” and “R” Devices Color and Wreath Design Denotes Multiple Occurrences of Award.....	132
Figure 13.3.	Placement of Devices on Medals and Ribbons.....	133
13.7.	Placement of Medals on Civilian Dress Coat or Jacket.	133
Chapter 14—RESERVE, AIR NATIONAL GUARD, RETIRED AND SEPARATED PERSONNEL		134
14.1.	Reserve Personnel.....	134
14.2.	Air National Guard (ANG) Personnel.	134
14.3.	Retired Personnel.....	135
14.4.	Medal of Honor Recipients.....	135
14.5.	Separated Personnel.....	136
Chapter 15—UNIFORM POLICY CHANGES		137
15.1.	Supplements.....	137
15.2.	Air Force Uniform Board (AFUB).	137
15.3.	Out-of-Cycle Request.	138
15.4.	Functional Clothing Items.....	138
15.5.	Exception to Policy.....	138
15.6.	Air Force Academy Uniform Board.	139
15.7.	Test Uniforms.	140
Attachment 1—GLOSSARY OF REFERENCES AND SUPPORTING INFORMATION		141

**Attachment 2—SAMPLE EXCEPTION TO POLICY REQUEST MEMORANDUM FOR
ROUTING TO IMMEDIATE COMMANDER**

148

**Attachment 3—PAST, PRESENT AND FUTURE PHASEOUT DATES FOR UNIFORM
ITEMS**

149

Chapter 1

GENERAL INFORMATION

1.1. Basic Philosophy.

1.1.1. The Air Force philosophy is that the uniform will be plain, distinctive, and standardized. This standardization includes a minimum and maximum number of authorized badges, insignia, and devices. Dress and personal appearance standards that are not listed as authorized in the publication are unauthorized.

1.1.2. Pride in an Airman's personal appearance and uniform wear greatly enhances the esprit-de-corps essential to an effective military force. Therefore, Airmen must maintain a high standard of dress and personal appearance through adherence to the five elements of this standard: neatness, cleanliness, safety, uniformity, and military image. The first four are absolute, objective criteria needed for the efficiency and well-being of the Air Force; the fifth, military image, is subjective, but still necessary. Appearance in uniform exemplifies one's military image. The American public and its elected representatives draw certain conclusions on military effectiveness based on the image Airmen present. The image of a disciplined and committed Airman instills public confidence that Airmen live by a common standard and respond to military order and discipline. Every Airman has a responsibility to maintain a professional military image as identified in this DAFI, as well as the right, within limits, to express individuality through his or her appearance without lessening the standards.

1.1.3. Members have a responsibility to keep their uniform clean, pressed (see instructions for Operational Camouflage Pattern (OCP) Uniforms) and in good repair. Members are responsible for knowing authorized uniform combinations and correct placement of ribbons, insignia, badges, and other uniform items.

1.1.4. Commanders do not have the authority to waive grooming and appearance standards except as identified within this instruction.

1.1.5. It is every Airman's responsibility, regardless of position or rank, to respectfully enforce the standards prescribed in this instruction.

1.2. When to Wear the Air Force Uniform.

1.2.1. Except when authorized to wear civilian clothes, Airmen will wear the appropriate Air Force uniform while performing military duties. Name tapes/tags will reflect the member's legal last name as spelled on the military identification card and may include diacritical accents and hyphens. If a diacritical accent is used, all letters should be the same height (e.g., PEÑA SANCHEZ, LEWIS-MILES, or MÜLLER).

1.2.2. Airmen assigned to non-Air Force organizations will wear the Air Force equivalent of the order of dress prescribed. For example, if the non-Air Force organization prescribes a utility uniform as the uniform of the day, assigned Airmen will wear the OCP uniform.

1.2.3. Airmen attending a military event, either social or official, must wear the appropriate uniform or civilian attire as requested by the host/hostess or directed by the commander.

1.2.4. Commanders will not direct the wear of optional items unless they are provided at no cost to Airmen. Commanders will not prohibit the wear of optional items, except when uniformity is required as identified in [paragraph 2.14.5](#) of this instruction.

1.2.5. While portraying a member of the Air Force, an actor in a theatrical or motion-picture production may wear the uniform of the Air Force if the portrayal does not tend to discredit the Armed Forces. Refer to Title 10 USC Section 772, *When wearing by persons not on active duty authorized*.

1.2.6. While attending a course of military instruction conducted by the Army, Navy, Air Force, Space Force, or Marine Corps, a civilian, in accordance with Title 10 USC Section 772 (h), may wear the Air Force uniform equivalent to the uniform prescribed by that armed force if the wear of such uniform is authorized by the Air Education and Training Command Commander or sister service equivalent. If worn, civilians will conform to the same standards of appearance, practices, and conduct in uniform prescribed for active members.

1.2.7. An instructor or member of the organized cadet corps of a university or college, a public high school, or an educational institution having a regular course of military instruction in military science and tactics from a member of the Air Force may prescribe wear of an Air Force uniform if it includes distinctive insignia prescribed by the Secretary of the Air Force (SecAF) to distinguish it from the uniform worn by Regular Air Force (RegAF), Air National Guard (ANG), and Air Force Reserve (AFR) Airmen. The uniform prescribed will not include insignia of rank the same as, or similar to, those prescribed for officers in the Army, Navy, Air Force, or Marine Corps.

1.2.8. Frocking. Officers may wear the rank insignia of the next higher rank if frocked to that rank. Refer to Title 10 United States Code Section 777 for details on being frocked to the next higher rank. For ANG State Adjutant Generals, see [paragraph 14.2.5](#). Chief Master Sergeant selects may wear rank insignia of the higher grade if frocked” to that rank. Refer to DAFI 36-2502, *Enlisted Airman Promotion and Demotion Programs* for details on frocking Chief Master Sergeants. All other Airmen in a “Title 10” status will wear their federally recognized rank at all times.

1.2.9. Authorized headgear will be worn while outdoors unless in an area designated as a “no hat” area by the Installation Commander. Headgear should also be worn indoors by armed Security Forces personnel or others bearing arms while performing duties. **Note:** All DAF Child and Youth Program facilities to include Child Development Centers, School Age Care facilities and Youth Development Center areas are designated as “no-hat, no-salute” areas. Reference AFI 34-1201, Protocol regarding customs and courtesies, when a salute is or is not required.

1.3. Optional Wear of the Air Force Uniform.

1.3.1. During Travel. When traveling in an official or unofficial capacity on commercial air, in Continental United States (to include Alaska and Hawaii), the service dress uniform (Class A), blues uniform (Class B), and OCP uniform may be worn, as appropriate. Wear of the flight duty uniform is not authorized.

1.3.1.1. When traveling in an official capacity on commercial air overseas, Airmen should first consult the Department of Defense Foreign Clearance Guide before traveling in uniform.

1.3.1.2. If departing from and arriving at a military airfield via government aircraft or contracted United States government commercial flights, any authorized combination of the uniform is appropriate.

1.3.1.3. Those choosing to wear civilian clothing in lieu of a uniform during official travel will ensure it is neat, clean, and appropriate for the mode of travel and destination. Examples of inappropriate clothing include ripped, torn, frayed, or patched clothing, tank tops, extremely short shorts/skirts, undergarments worn as outer garments, bathing suits, and any garments which are revealing or contain obscene, profane, or lewd words or drawings.

1.3.2. Any uniform is authorized while attending off duty education conducted off a military installation.

1.4. When NOT to Wear the Air Force Uniform.

1.4.1. At a meeting of, or sponsored by, an organization, association, movement, or group that:

1.4.1.1. The Attorney General of the United States has named as totalitarian, fascist, communist or subversive.

1.4.1.2. Advocates for or approves acts of force or violence to deny others their rights under the Constitution of the United States.

1.4.1.3. Seeks to change the United States Government by unconstitutional means.

1.4.2. Except when authorized by the AF/A1, when participating in activities such as unofficial public speeches, interviews, picket lines, marches, rallies, or any public demonstration which may imply Air Force sanction of the cause for which the demonstration or activity is conducted.

1.4.3. At any public meeting, demonstration, march, rally, or interview if the purpose may be to advocate, express or approve opposition to the Armed Forces of the United States.

1.4.4. When it would discredit the Armed Forces.

1.4.5. When discharged for bad conduct, undesirability, unsuitability, inaptitude, or other than honorably, Airmen will not wear the Air Force uniform upon discharge.

1.4.6. While furthering political activities, private employment, or commercial interest.

1.4.7. While working in an off-duty, civilian capacity.

1.4.8. While participating in civilian court proceedings when the conviction would bring discredit to the Air Force.

1.4.9. While in civilian attire. Unless prescribed in this instruction, do not combine civilian and military clothing or unique uniform items e.g., rank insignia, cap devices, badges, and other United States or Air Force insignia, devices, buttons, etc. **Exception:** Tie tacks and lapel pins are authorized when wearing business attire.

1.4.10. When wearing combinations of uniform items not specifically prescribed in this Department of the Air Force instruction.

1.4.11. When uniform items do not meet Department of the Air Force (DAF) specifications.

1.4.12. Do not wear the OCP or the Flight Duty Uniform when eating at off base eating where most diners wear business attire or at establishments that operate primarily to serve alcohol.

1.4.13. DAF personnel may not wear their military uniforms when using frequent flyer miles to upgrade to business or first class, even when an upgrade is legitimate.

1.5. Acquiring Uniform Items. Purchase clothing items from the Army and Air Force Exchange Service (AAFES) Military Clothing Sales Stores (MCSS) and/or AAFES online. Items may also be issued through Individual Equipment Elements or contract equivalent as applicable. No other suppliers are approved for organizational/unit purchases unless otherwise authorized by this instruction. For optional items such as backpacks, briefcases, pumps, purses, etc., commercial vendors may be used.

1.5.1. Officer Personnel. Procure and maintain all items necessary to meet standards of dress for assigned duties and mission requirements.

1.5.2. Enlisted Personnel. Procure and maintain all mandatory clothing items listed in DAFI 36-3012, *Military Entitlements*.

1.5.3. Officer and Enlisted Personnel. Request a civilian clothing allowance as outlined in DAFI 36-3012, when required by competent authority to wear civilian clothes (for reasons such as safety or security) while performing assigned duties.

Chapter 2

ROLES AND RESPONSIBILITIES

2.1. Chief of Staff of the Air Force (CSAF) (AF/CC). The final approval authority for new Air Force uniform designs, major changes to current Air Force uniforms and Air Force Uniform Board (AFUB) recommendations.

2.2. Chief Master Sergeant of the Air Force (CMSAF) (AF/CCC). The Senior Enlisted Advisor to the CSAF for dress and personal appearance matters affecting enlisted Airmen; Serves as Vice Chairman of the AFUB.

2.3. Deputy Chief of Staff of the Air Force for Manpower, Personnel and Services (AF/A1). Establishes dress and personal appearance policy; serves as Chairman of the AFUB or appoints a designee; decision authority on all dress and appearance religious accommodation requests as outlined DAFI 52-201 and [Chapter 11](#) of this instruction, non-tiered requirements and exception to policy or waiver requests for this instruction. (**Note:** DAFI 90-160, commander's approval of non-tiered requirements does not apply to this DAFI.)

2.4. Military Compensation Policy Division, Headquarters Air Force (AF/A1PA). Office of Primary Responsibility (OPR) for applicable exceptions to policy, waivers, religious accommodation requests, and policy change requests; OPR for the AFUB and clothing allowances for Air Force Personnel.

2.5. Air Force Director of Training and Readiness (AF/A3T). Serves as the OPR for flight duty uniforms dress and appearance policies and acts as exception policy decision authority for all flight duty uniforms.

2.6. Air Force Personnel Center Special Programs Branch (AFPC/DP3SA). Provides dress and personal appearance guidance to Major Commands (MAJCOM), Combatant Commands (CCMD), Headquarters Air Force (HAF), Direct Reporting Units (DRU) and Field Operating Agency (FOA) Directors of Personnel and Airmen. Responsible for administrative change (via DAF Form 847) requests to this instruction.

2.7. Air Force Materiel Command Logistics, Civil Engineering, and Nuclear Integration Directorate (AFMC/A4/10). Acquires new uniform items for the inventory, monitors the supply and provides a HQ AFMC focal point to manage the acquisition process of new and altered uniform items.

2.8. MAJCOM, CCMD and Theater Commanders. May supplement this instruction with dress and personal appearance guidance specific to the command (supplements must be approved by AF/A1PA prior to being published). **Note:** For the purpose of this DAFI the National Guard Bureau and Air Force District of Washington are considered MAJCOMs.

2.8.1. Theater commander prescribes the dress and personal appearance standards in the theater of operations.

2.8.2. Authorizes wear of functional clothing with service uniforms (Class B).

2.8.3. Authorizes wear of civilian clothing on-duty and standardizes clothing by activity.

2.8.4. Prescribes wear of rank insignia, unit emblems, etc. on organizational or functional clothing.

2.8.5. Determines acceptable off-base wear for all uniforms.

2.8.6. Provides at no cost to members, optional and/or Allowance Standard 016 organizational clothing and equipment items directed to wear.

2.8.7. Specifies motorcycle and bicycle patrol uniforms for security forces personnel.

2.9. Army and Air Force Exchange Service (AAFES). Distributes uniform clothing apparel and accessories through local Military Clothing Sales Stores. AAFES and AF/A4L will establish a memorandum of understanding to document uniform clothing procurement and sales policies.

2.10. Defense Logistics Agency (DLA). Troop Support, as part of the Defense Logistics Agency, procures, stores, and supplies wholesale stocks of clothing and textile materials.

2.11. Numbered Air Force (NAF), DRU and FOA Commanders. May supplement the MAJCOM, CCMD, or if appropriate, this DAFI (e.g., Air Force Office of Special Investigations), with guidance specific to the NAF, DRU, or FOA.

2.12. Wing Commanders or Equivalent. May supplement the NAF dress and personal appearance instruction with guidance specific to the installation. If a NAF instruction does not exist, the wing commander or equivalent may supplement the MAJCOM instruction. Supplements must be approved by the NAF, or if appropriate, the MAJCOM. Consults with servicing legal office prior to implementing such policy.

2.12.1. Further authorizes specific guidance on wear of functional clothing with service uniforms (Class B) that have previously been approved by the NAF or MAJCOM commander.

2.12.2. Coordinates guidance with tenant wings or units.

2.12.3. Prohibits offensive civilian clothes and offensive personal grooming based on legal, safety, or sanitary grounds.

2.12.4. Requires protective or reflective items when appropriate due to safety considerations.

2.12.5. Authorizes wear of standard organizational clothing approved for Operational Safety, Suitability and Effectiveness by Air Force Material Command.

2.12.6. Provides required organizational or functional items directed for wear at no cost to enlisted members.

2.12.7. Processes requests for authorized allowance organizational or functional clothing items according to AFI 23-101, *Material Management Policy*. Provides optional items directed for wear at no cost to officers.

2.12.8. Prescribes wear of uniform during sporting events.

2.12.9. Serves as delegated approval authority for dress and appearance religious accommodation requests as outlined in [paragraph 11.3](#) of this instruction.

2.13. Force Support Squadron. Base-level OPR for this instruction and all applicable supplements. Assists commanders or designated representatives in interpreting this instruction and all applicable supplements. Assists members with exception to policy requests.

2.14. Commander (on G-Series Orders) or Equivalent. All references to commander authority, throughout this instruction, includes civilian leaders as authorized by public law and the Uniform Code of Military Justice (UCMJ).

2.14.1. Enforces dress and personal appearance standards in accordance with Department of Defense and Air Force instruction for wear of military uniforms or civilian clothes when authorized to be worn on-duty. Commander's discretion will be used to determine if individuals are within standards of this instruction and provide guidance when standards are reasonably unclear. Commanders are responsible for setting the dress and appearance standards not outlined in this instruction without lessening established standards.

2.14.2. Ensures uniform items are consistent and standardized throughout the organization. To maintain uniformity and good order, commanders determine their members' compliance and understanding of this instruction.

2.14.3. May authorize wear of civilian clothing on-duty per DAFI 36-3012.

2.14.4. Prohibits wear of offensive civilian clothing on a military installation or while the member is off the installation and is representing the DAF or the Department of Defense in an official capacity; may be more restrictive for tattoos, body ornaments and/or personal grooming based on legal, safety, sanitary, and/or host nation agreements. Consults with the serving legal office prior to implementing such policy.

2.14.5. May prohibit wear of optional items during formations, ceremonies, or other events when uniformity is required.

2.14.6. May mandate wear of optional clothing if provided at no cost to the member.

2.14.7. Will not waive personal grooming standards.

2.14.7.1. Will ensure Airmen who receive a Duty Limiting Condition (AF Form 422 or 469) are counseled and/or provided written instructions on duties and responsibilities as outlined in AFI 48-133, *Duty Limiting Conditions*.

2.14.7.2. For AF Form 469 actions which do not limit mobility, the commander is not required to sign the form and may delegate these requirements to the unit first sergeant.

2.14.7.3. For AF Form 469 actions which limit mobility, the commander must sign the AF Form 469 prior to release to the Airman.

2.15. First Sergeant. Will be knowledgeable on all dress and personal appearance standards outlined in this publication and all applicable supplements. Advises commanders and supervisors to ensure all Airmen comply. Sets the example and enforces dress and appearance standards.

2.16. Supervisor. Will set the example of acceptable standards and be knowledgeable of uniform and personal grooming and appearance standards. Supervisors may perform random uniform inspections to ensure subordinate Airmen comply with this instruction and all applicable supplements. Supervisors at all levels must ensure subordinate Airmen comply with this instruction and take appropriate corrective action when they do not meet standards.

2.17. Airmen/Individual Responsibilities. It is each Airman's individual duty and personal obligation to maintain a neat, clean appearance and professional military image while wearing the uniform.

2.17.1. Procures and maintains all mandatory clothing items per DAFI 36-3012.

2.17.2. Must always adhere to this instruction and supplement(s), unless authorized an approved waiver, exception to policy, or accommodation. While assigned to another military

service's installation and when standards are more restrictive than DAF, Airmen will comply with local order of dress. Temporary duty personnel will comply with local policies established at each temporary duty location, within DAF standards.

2.17.3. Ensures uniform items and civilian clothing (in official capacity) are maintained, clean, and in serviceable condition (that is, not frayed, worn out, torn, faded, patched, etc.), correct in design and specifications, and fit properly. Zip, snap, or button all uniform items unless otherwise defined in this instruction. Airmen may alter uniform clothing to improve fit.

2.17.4. Complies with personal grooming standards while in uniform and when authorized and/or directed to wear civilian clothing in an official capacity in lieu of uniform.

2.17.5. Addresses violations of uniform and appearance standards by other DAF members in a professional manner.

2.17.6. When in uniform or civilian clothes (in an official capacity), Airmen will not engage in public displays of affection including, but not limited to, holding hands (except when holding a young child's hand), walking arm-in-arm, embracing, caressing, and kissing. Public displays of affection are inappropriate as they violate a long-standing custom of the service and may be service discrediting since indiscriminate displays of affection detract from the professional military image the DAF intends to project to the public. Brief displays of affection, such as a modest kiss or embrace, may be permitted in situations where physical contact is commonly accepted etiquette such as weddings, graduations, promotions, or retirement ceremonies; and upon departure for or return from deployments.

2.17.7. When in uniform or civilian clothes (in an official capacity) the following actions are *prohibited* while walking or in a formation, including organized or unit physical training. **Note:** Members should also consult AFI 34-1201, *Protocol*, for protocol, customs, and courtesies.

2.17.7.1. Will not smoke or use smokeless products in other than designated smoking areas.

2.17.7.2. Will not consume food while walking in uniform. Beverage consumption is authorized. Commanders may authorize food consumption while walking in uniform during special functions. Military customs and courtesies take precedence.

Chapter 3

GROOMING AND APPEARANCE STANDARDS

3.1. Personal Grooming Standards. This chapter outlines personal grooming standards while wearing any Air Force uniform or civilian clothing in an official capacity. Commander's discretion will be used to determine if individual's personal grooming is within standards of this instruction. The personal grooming standards listed are minimum standards that represent common appearance issues and are not all-inclusive. Although Airmen have the right, within established limits, to express their individuality through their appearance, the Air Force defines what is and what is not an acceptable, professional military image for Airmen. Except for minor variations based on gender differences, all Air Force personnel must comply with the same personal grooming standards. Supervisors have the responsibility to determine compliance with this DAFI and to correct the obvious violations regardless of whether the situation identified is clearly written in this DAFI.

3.1.1. Hair (**General**). Will be conservative, clean, well-groomed, present a professional appearance. Regardless of hairstyle, hair must not exceed length and bulk standard, and ensure proper wear of headgear, helmet, or chemical mask to conform to safety requirements. Will *not* contain excessive amounts of grooming aids (e.g., gel, mousse, pomade, or moisturizer), appear lopsided, touch either eyebrow (**Exception:** female bangs), or end below an imaginary line across the forehead at the top of the eyebrows that is parallel to the ground. If applied, dyes, tints, bleaches, and frostings must result in natural hair colors, present a natural appearance and be complementary to facial hair e.g., eyebrows, lashes, beards (if authorized for medical or religious reasons), etc. Examples of natural hair colors are brown, blonde, brunette, natural red, gray, or black. All Airmen are authorized to wear natural color hair regardless of their natural born hair color, but when highlighted or frosted, the colors must blend as to naturally. **Example:** Hair colors may be displayed as a "salt-and-pepper" look as this presents a naturally blended hair color and is, therefore, authorized.

3.1.1.1. Wigs/Hairpieces/Extensions. Are authorized and will meet the same standards required for natural hair, be of good quality, fit properly, and comply with safety, functionality, and professional military standards. If synthetic hair or extensions are added to hair, they will be natural hair colors, and must blend with Airmen's hair, as to not create an unnatural appearance (**Note:** Extensions are prohibited for males). Wigs/Hairpieces/Extensions will *not* be used to cover unauthorized hair styles. Synthetic hair or other materials are *not* authorized when prohibited by safety and mission requirements. Commanders may authorize Airmen to wear plain (single color, without additional ornamentation, frills/ruffles, excess fabric that extends down the back) caps (black, navy, or tan) while indoors due to a medical condition (e.g., Alopecia, radiation and/or chemotherapy). Airmen are still required to wear appropriate headgear while outdoors. **Note:** Head scarves are not authorized.

3.1.1.2. Hairnets. Worn as required for health or safety reasons. Made of natural or a synthetic material; must be conservative (plain and moderate, being within reasonable limits; not excessive or extreme), solid color similar to the member's hair color, also strong enough to support and control hair and contain no metal fasteners. Hairnets are only authorized when performing related duties as determined by applicable commander.

3.1.1.3. Unauthorized Hair Colors. Hair will not be burgundy, purple, orange, fluorescent, or neon (not all inclusive). Ombre (a gradual lightening or darkening along the lengths of the hair) or black hair with blonde highlights and blonde hair with black are unnatural in appearance and not authorized for wear. Other unauthorized examples include instances where hair and facial hair drastically contrast.

3.1.1.4. Unauthorized Styles: Mohawk, mullet, or etched design. Other cultural or societal trends that reasonably appear unnatural or that display vastly different shades of natural colors, regardless of the universally applied name. Males only: dreadlocks, coils, braids, twists, designs, and/or hair extensions are not authorized; see [Figure 3.1](#) for examples. Females only: Partially shaved sides and/or back of the head with long hair on the top (requiring the wear of a ponytail, bun, or braid) is prohibited. See [Figure 3.2](#) for examples of unauthorized hairstyles.

Figure 3.1. Male – Unauthorized Hair Examples.




Figure 3.2. Female – Unauthorized Hair Examples.



3.1.2. Hair (**Male**). Tapered appearance on both sides and the back of the head, both with and without headgear so that when viewed from any angle the member's hair conforms to the shape of the head, curving inward to the natural termination point without eccentric directional flow, twists, or spiking. A block-cut is permitted with tapered appearance. Hair will not exceed 2 ½ inches in bulk, regardless of length and 1/4-inch at natural termination point; allowing only closely cut or shaved hair on the back of the neck to touch the collar (see [Figure 3.3](#)). Hair will not protrude under the front band of headgear. Cleanly shaven heads, military high-and-tight or flattop cuts are authorized. Airmen may have one (cut, clipped, or shaved) front to back, straight-line part, not slanted or curved, on either side of their head, above the temple. Part will not exceed 4-inches length or 1/4-inch width (See [Figure 3.5](#)). See [Figure 3.4](#) for examples of appropriate sideburns, mustache, and male hair standards.

Figure 3.3. How to Measure Hair Bulk.



Bulk is the distance that the mass of hair protrudes from the scalp. It is measured starting at the scalp and outward at a 90 degree angle.

Figure 3.4. Male Hair Standards Examples.

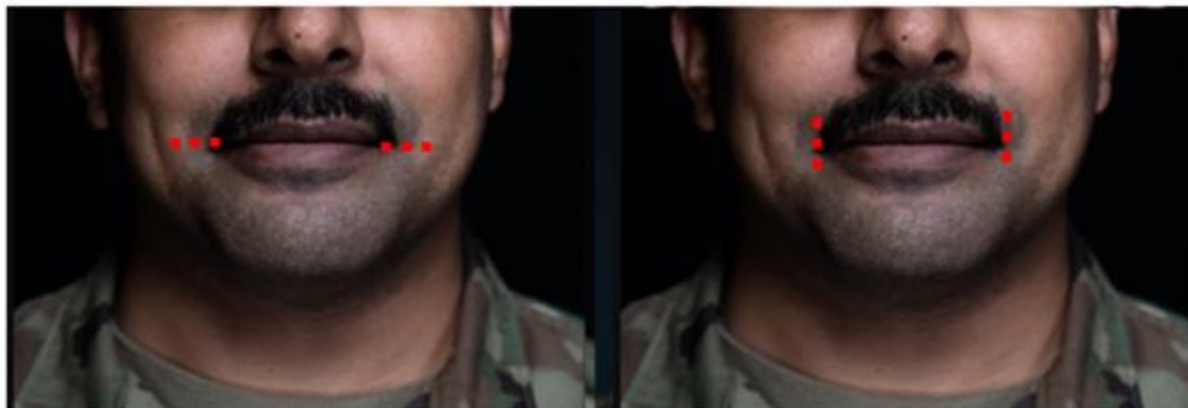


Figure 3.5. Cut, Clipped, or Shaved Part.

Part will not exceed 4 inches in length or 1/4 inch in width.

3.1.2.1. Sideburns. If worn, sideburns will be straight and even width (not flared) and will not extend below the bottom of the orifice of the ear opening. Sideburns will end in a clean-shaven horizontal line. See [Figure 3.4](#).

3.1.2.2. Mustaches. Male members may have mustaches; No portion of the mustache will extend below the lip line of the upper lip. The mustache will not go beyond a horizontal line extending across the corners of the mouth and no more than 1/4-inch beyond a vertical line drawn from the corner of the mouth ([Figure 3.4 and 3.6](#)). Mustaches must present a natural appearance to the Airman's hair color of the head. Mustache handlebars, twist, curls, and goatee are prohibited.

Figure 3.6. Mustache.

✓ Does not go beyond a horizontal line extending across the corners of the mouth

✓ No more than 1/4-inch beyond vertical line drawn from corner of mouth

3.1.2.3. Beards. Beards are not authorized unless for medical reasons, when authorized by a medical official, or as authorized pursuant to a request for a religious accommodation. When authorized for medical reasons, members will keep all facial hair trimmed to the same length and it may not to exceed 1/4-inch in length. Individuals granted a shaving profile may shave or trim their facial hair to present a neat, clean, professional military image ([Figure 3.7](#)). Members may not overly shave, shape, or taper beard to achieve

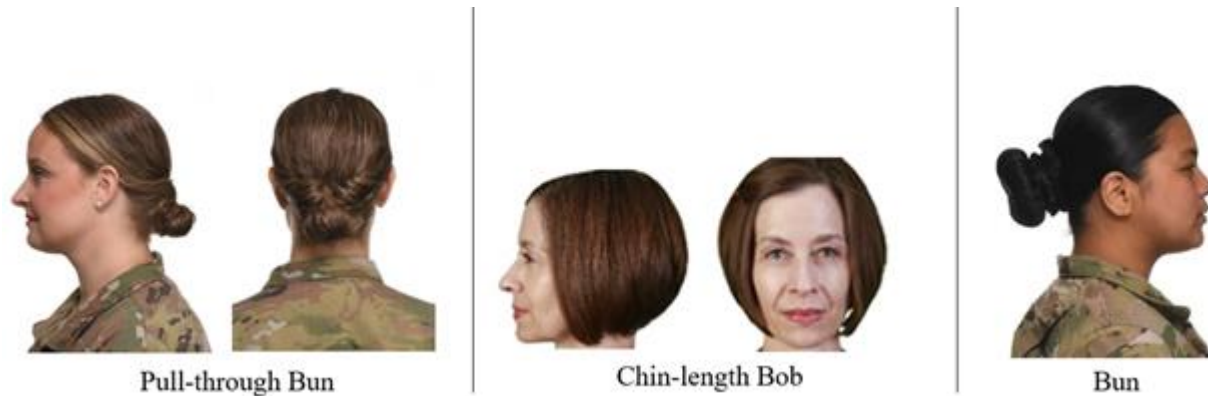
different styles of beard (e.g., goatees, faded beards, etc. are not authorized). Beards must present a natural appearance to the Airman's hair color of the head. Beards are not authorized to be bleached or dyed. Beard wear authorized for religious reasons are governed by [Chapter 11](#) of this instruction.

Figure 3.7. Shaving Waiver Example.



Facial Hair neatly trimmed to present neat, clean, professional image.

3.1.3. Hair (**Female and Male with approved unshorn hair religious accommodations**). No minimum hair length, to a maximum bulk of 4-inches from scalp and allows proper wear of headgear. Minimum hair standards must present a symmetric (around the axis of the head) or tapered appearance when viewed from all angles. Hair will end above the bottom edge of collar and will not extend below an invisible line drawn parallel to the ground, both front to back and side to side unless pulled back and secured or worn in an authorized ponytail or equivalent or long braid(s). When hair is pulled back and secured behind the head (will not be gathered at the crown or worn on the top of the head), radius will not exceed 6-inches to the left or right from the point where the hair is gathered for a total of 12-inches in width, 6-inches in bulk and must allow for proper wear of headgear. One or two braids or a single ponytail or equivalent may be worn down the member's back with length not extending below a horizontal line running between the top of each sleeve inseam at the under arm through the shoulder blades. The braid(s), ponytail or equivalent shall extend down the member's back and cannot be worn over the shoulder or pulled in front of the body. Bangs, or side-swiped hair, may touch eyebrows but will not touch or cover eyes. When in doubt, assess the correct length of hair with the Airman standing in the position of attention. See [Figure 3.8.](#), [Figure 3.10](#), and [Figure 3.11](#) for examples of female hair standards. **Exception:** While wearing the Physical Training Gear (PTG), long hair will be secured but may have loose ends and may extend below a horizontal line running between the top of each sleeve inseam at the under arm through the shoulder blades.

Figure 3.8. Female Hair Examples.

3.1.3.1. Pinned-up hair should be styled in a manner that prevents loose ends from extending upward on the head and may not start at the crown of the head or be worn on the top of the head. When hair is in a bun, the bun must be a single bun; all loose ends must be tucked in and secured. Hair must allow for proper wear of headgear.

3.1.3.2. Hair accessories. If worn, hair accessories (e.g., fabric scrunches, hairpins, combs, clips, headbands, elastic bands, barrettes, etc.) must be black or match hair color. Invisible hairnets and hairnets that match hair color are authorized. Headbands or fabric scrunches will not exceed 2-inches in width. Ornaments are *not* authorized (i.e., ribbons, beads, jeweled pins). See [Figure 3.9](#).

Figure 3.9. Female Hair Accessories.

3.1.3.3. Locs, braids, twists, micro-braids, french braids, dutch braids, and cornrows are authorized. A braid or twist is two or more portions of interwoven hair. If adding additional hair, it must be a natural-looking color, matching the individual's hair color. Multiple locs, braids, twists or cornrows may come together down the back in one or two braids, or a single ponytail as described in [paragraph 3.1.3](#). All locs, braids and twists, when worn will be of uniform dimension, no wider than one-inch, with natural spacing between the locs, braids, and twists and must be tightly interwoven to present a neat, professional, and well-groomed appearance. When worn, multiple locs, braids, or twists shall be of uniform dimension, no larger than a 1/4 in diameter, show no more than 1/4-inch of scalp between the locs, braids, or twists and must be tightly interwoven to present a neat appearance.

3.1.3.4. A braid/twist must continue to the end of the hair without design and following the contour of the head and may be worn loose or in a secured style within hair standards

in [paragraph 3.1.3](#) above. *Exception:* Micro-braids or twists are not required to continue to the end of the hair. See [Figure 3.10](#) for examples of braids, twists, micro-braids.

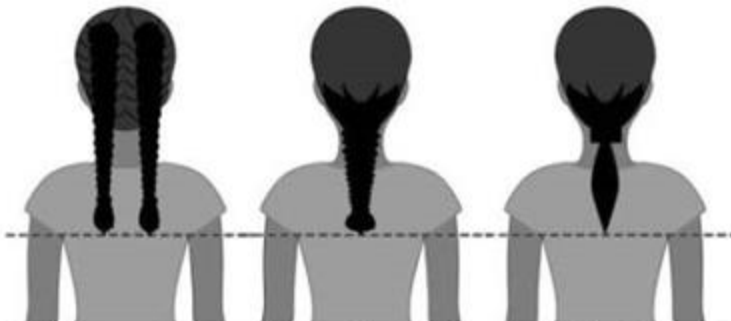
Figure 3.10. Authorized Female Hair Styles Examples of Locs, Braids, and Cornrows.



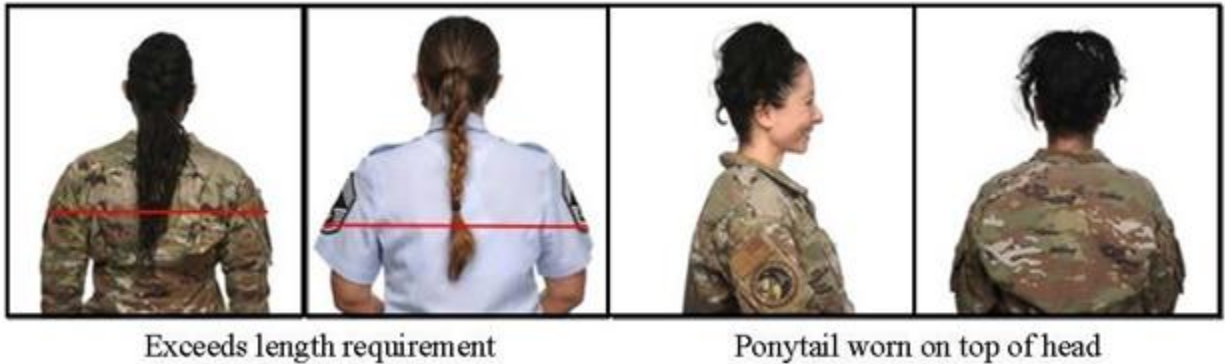
Figure 3.11. Authorized Ponytails/Equivalent and Long braid(s) Hair Styles Examples.



Figure 3.12. Ponytail/Braid Length.

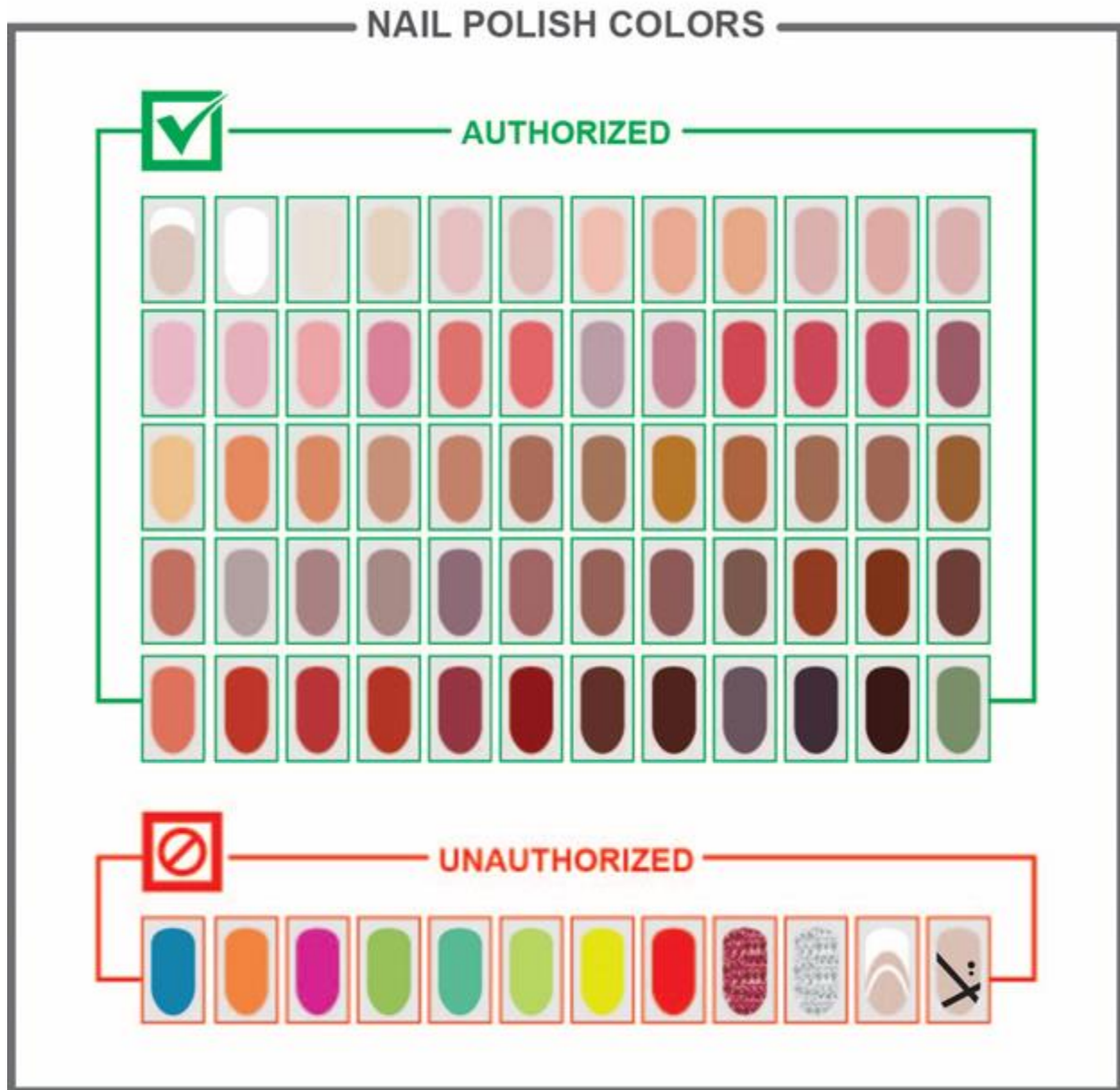


Hair may not extend below line below a running between the top of each sleeve inseam at the under arm through the shoulder blades.

Figure 3.13. Unauthorized Ponytails.

3.1.4. Fingernails. Fingernails must not exceed 1/4-inch in length beyond the tip of the finger and must be clean and well groomed. Fingernails must not interfere with the performance of assigned duties or hinder proper fit of prescribed safety equipment or uniform items. Male Airmen are not authorized to wear nail polish. If worn by females, nail polish will be a single conservative color that does not detract from the uniform. Do not apply designs to nails or apply two-tone or multi-tone colors; **Exception:** white-tip French manicures are authorized. See [Figure 3.14](#) for examples of authorized and unauthorized nail colors.

Figure 3.14. Authorized and Unauthorized Nail Polish Colors (Not All-Inclusive).



3.1.5. Cosmetics. Male Airmen are not authorized to wear cosmetics. Female Airmen may wear conservatively styled cosmetics. Eyelash extensions, if worn, will be female Airman's natural eyelash color, will not exceed 14 millimeters in total length or touch the member's eyebrow, and must present a natural appearance. Eyelash extensions will not hinder wear of protective eye wear or any type of headgear. Lipstick, if worn by female Airmen, will be a conservative shade that does not detract from the uniform. Eyeliner, if worn by female Airmen, cannot extend past the corners of eye opening (i.e., winged liner not authorized). Cosmetics will not be worn during field conditions.

Figure 3.15. Authorized and Unauthorized Eyelash Extension Examples.

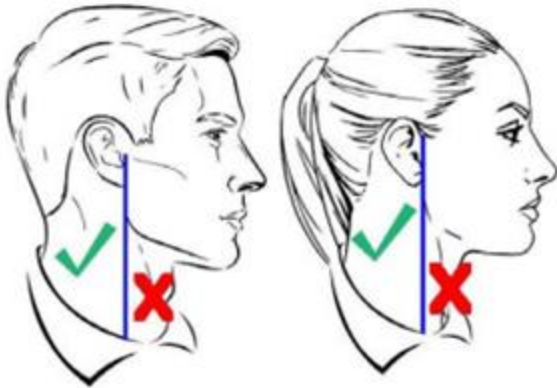
3.2. Tattoos/Brands/Body Markings. For purposes of this instruction, a tattoo is defined as a picture, design, or marking made on the skin or other areas of the body by staining it with an indelible dye, or by any other method, including pictures, designs, or markings only detectible or visible under certain conditions (such as ultraviolet or invisible ink tattoos). A brand is defined as a picture, design, or other marking that is burned into the skin or other areas of the body. Body markings are pictures, designs, or other markings as a result of using means other than burning to permanently scar or mark the skin. Failure to obey the mandatory provisions in paragraphs [3.2.1](#), [3.2.1.1](#), and [3.2.2](#) constitutes a violation of Article 92(1), UCMJ—failure to obey lawful general order or regulation. Article 92(1) of the UCMJ does not apply to members while in Title 32 status (that is, activated for state duty under state command), but ANG members may be subject to an equivalent article under a state military justice code. Violations may also result in administrative disciplinary action without regard to otherwise applicable criminal or civil sanctions for violations of related laws.

3.2.1. Unauthorized content/locations. Tattoos/brands/body markings will not be on the head, face, tongue, lips, eyes, and scalp. Tattoos/brands/body markings anywhere on the body that are obscene, commonly associated with gangs, extremist, and/or supremacist organizations, or that advocate sexual, racial, ethnic, or religious discrimination are prohibited in and out of uniform. Indecent tattoos/brands/body markings are grossly offensive to modesty, decency, or propriety, or shocks the moral sense, because of its vulgar, filthy, or disgusting nature, or its tendency to incite lustful thought. It is indecent if it tends reasonably to corrupt morals or incite libidinous thoughts. It must not violate community standards. Commanders should contact their servicing Air Force Office of Special Investigations (AFOSI) unit for additional information on potential identification of gang/hate group, tattoos/brands/body markings.

Extremist tattoos/brands/body markings are those affiliated with, depicting, or symbolizing extremist philosophies, organizations, or activities. Sexually discriminative tattoos/brands/body markings are those that advocate a philosophy that degrades or demeans a person based on gender. Racially discriminative tattoos/brands/body markings are those that advocate a philosophy that degrades or demeans a person based on race, ethnicity, or national origin. Religiously discriminative tattoos/brands/body markings are those that advocate a philosophy that degrades or demeans a person based on religion. Tattoos/brands/body markings with unauthorized content that are prejudicial to good order and discipline, or the content is of a nature that tends to bring discredit upon the DAF are prohibited both in and out of uniform. Airmen and Guardians may not cover up tattoos, brands, and/or body markings with bandages or make-up in order to comply with unauthorized content tattoo policy.

3.2.1.1. Members who have or receive unauthorized content tattoos/brands/body markings are required to initiate tattoo/brand/body marking removal/alteration. At the commander's discretion, members may be seen, on a space and resource available basis, in a Department of Defense (DoD) medical treatment facility for voluntary tattoo/brand/body marking removal. When DoD resources are not available, members may have the tattoo/brand removed/altered at their own expense outside of DoD medical treatment facilities. Permissive Temporary Duty is not authorized for this purpose.

3.2.2. Authorized content/locations. Tattoos are authorized on the chest and back (below the open collar uniform), arms, legs, feet, hands, and neck. One tattoo on the neck is authorized and will not exceed 1-inch in measurement in any direction. The neck tattoo will only be placed behind a vertical line at the opening of the ear orifice around the back to a vertical line at the opening of the other ear orifice and includes behind the ear (See [Figure 3.16](#)). Ring tattoos are limited to a single band on one finger of each hand, no more than 3/8-inch in width below the knuckle and above the finger joint (portion closest to the palm). In addition to the ring tattoo, a single tattoo is authorized on each hand; the tattoo will not exceed the size of 1-inch measured in any direction. Hand, arm, leg, neck, and ring tattoos can be exposed and visible while wearing any uniform combination(s). Chest and back tattoos will not be visible through any uniform combination(s) or visible while wearing an open collar uniform. Members may request an exception to policy (ETP) for location or size of tattoos in accordance with [paragraph 15.5](#) prior to receiving applicable tattoo. Approved tattoo ETPs will be documented on the DAF Form 4428, *Tattoo/Brand/Body Marking Screening/Verification*. An ETP request for tattoos with unauthorized content will not be considered.

Figure 3.16. Neck Tattoo Approved Location.

3.2.3. Cosmetic tattooing. Tattooing for cosmetic purposes is authorized when directed by licensed, qualified medical personnel to correct a medical condition, illness, or injury for both men and women. When not medically directed, cosmetic tattooing is permitted for women if done to apply permanent facial makeup (i.e., eyebrows, eyeliner) and for men if for permanent cosmetics for scalp only (micropigmentation) to create a natural hair appearance. The cosmetic tattooing must have a natural and conservative appearance.

3.2.4. Individuals who are initially accessed must disclose any tattoos or brands not meeting the above criteria and receive appropriate Air Force Component Recruiting Service review (AFRS, AFRCRS, ANG) to determine eligibility when questionable for enlistment or appointment. Complete removal or alteration of unauthorized content and/or excessive tattoos/brands/body markings is otherwise required prior to being accepted in the Air Force.

3.2.4.1. Each component's senior waiver authority as defined by the Air Force Accessions and Training Division (AF/AIPT), per [paragraph 3.2.4](#), may allow for individual exceptions to policy to potential Air Force applicants with hand tattoos (anywhere on the hand) that are no more than 25% of the hand. The hand is defined as the end part of a person's arm beyond the wrist, including the palm, fingers, and thumb. All content tattoo restrictions still apply. This authority may be further delegated at the discretion of the Senior Waiver Authority but no lower than Recruiting Squadron Commanders (RCS/CCs) (RegAF/Reserve) and Recruiting & Retention Chiefs (ANG). This authority will only be used for exceptionally qualified applicants as determined by the Waiver Authority and is limited to undermanned critical career fields/specialties unable to fill shortages with applicants unless an ETP is granted to the applicant. Exceptionally qualified applicants include those with critical skill sets, degrees, certifications, or experience directly related to the specialty for which they are being considered.

3.2.4.2. Approved hand tattoo ETPs will be documented on the DAF Form 4428, *Tattoo/Brand/Body Marking Screening/Verification*.

3.2.5. Commanders will use these provisions in determining the acceptability of tattoos, brands, and body markings displayed by members in uniform.

Chapter 4

DRESS UNIFORMS

4.1. Formal and Mess Dress Uniforms. The formal and mess dress uniforms are worn for official formal evening functions and state occasions where a white and black-tie tuxedo or evening gown is the civilian equivalent. A name tag is not worn on the formal or mess dress uniforms. **Note:** The formal dress uniform is worn by officers only. The mess dress uniform is mandatory for officers and optional for enlisted. Enlisted may wear the semi-formal service dress uniform if they do not have a mess dress. Saluting is not required when wearing the formal or mess dress uniforms.

4.1.1. Male Formal and Mess Dress Uniforms (Figure 4.2.).

4.1.1.1. Coat. Officers will wear the mess dress coat. The coat will be blue, single-breasted, with a straight back and three “wing and star” buttons on each side of the front of the coat. The coat will have a satin shawl collar and lapels. With arms hanging naturally, semi-fitted sleeves will end 1/4 to 1/2-inch below the wrist. The center of the back of the coat will extend 3 1/2 to 4-inches below the natural waistline. Officers will wear the formal dress coat without silver chain fasteners.

4.1.1.2. Shoulder Boards. Officers will wear shoulder board rank as close to the shoulder seam as possible. General officers will wear a 3/4-inch wide silver sleeve braid, 3-inches from the end of the sleeve. All other officers will wear a 1/2-inch silver sleeve braid, 3-inches from the end of the sleeve.

4.1.1.3. Rank (Mess Dress only). Enlisted will wear either 3 1/2 or 4-inch, white chevron rank centered on the outer arm halfway between the shoulder seam and elbow when bent at a 90-degree angle.

4.1.1.4. Shirt. The shirt will be a commercial design, plain, white, and long-sleeved. The shirt will not have military creases. A white V-neck or tank top undershirt will be worn under the shirt. Both shirts will be tucked into the trousers. The Formal Dress shirt will have a wing collar. The Mess Dress shirt will have turn down collar, pleats, and French cuffs.

4.1.1.5. Bow Tie. The bow tie is mandatory and will be white with square ends for Formal Dress Uniform and blue-satin for Mess Dress Uniform.

4.1.1.6. Vest/Cummerbund. The vest is worn with the Formal Dress Uniform in place of the cummerbund; it will be white, single-breasted, low-cut, rolled collar vest with pointed collar. The vest will not be visible below the mess dress coat. The cummerbund is worn with the Mess Dress Uniform and will be plain blue-satin, worn half-way between the shirt and trousers, with the open edge of the pleats facing upward.

4.1.1.7. Suspenders (Mess Dress). Suspenders will be either solid white, dark blue or black and will be attached to the trousers and will not be visible.

4.1.1.8. Trousers (Formal and Mess Dress). Trousers will be blue, without pleats and cuffs. They will have a high-rise with side pockets and 7/8-inch blue striping down pant legs with no bunching at the waist or bagging at the seat.

4.1.1.9. Footwear. For wear and description see [paragraph 7.4](#).

4.1.2. Female Formal and Mess Dress Uniforms ([Figure 4.3](#)).

4.1.2.1. Coat. Officers will wear the mess dress coat. The mess dress coat will be blue, single-breasted, loose fitting at the waist with three “wing and star” buttons on each side of the front of the coat. The coat will have a satin shawl collar and lapels. With arms hanging naturally, semi-fitted sleeves will end 1/4 to 1/2-inch below the wrist. The center of the back of the coat will extend 2 1/2 to 3-inches below the natural waistline. The front opening will gap approximately 2 to 3-inches at bottom.

4.1.2.2. Shoulder Boards. Officers will wear shoulder board rank as close to the shoulder seam as possible. General officers will wear a 3/4-inch wide silver sleeve braid, 2 1/2-inches from the end of the sleeve. All other officers will wear a 1/2-inch silver sleeve braid, 2 1/2-inches from the end of the sleeve.

4.1.2.3. Rank (Mess Dress only). Enlisted will wear either 3 1/2 or 4-inch, white chevron rank centered on the outer arm halfway between the shoulder seam and elbow when bent at a 90-degree angle.

4.1.2.4. Blouse. The mess dress blouse will be worn with the female formal dress uniform. The blouse will not have military creases. White undershirts may be worn in the V-neck, tank top or crew-neck and if worn, must be tucked into the skirt.

4.1.2.5. Tie Tab. The tie tab is mandatory and will be a 1-inch crescent-shaped silver metallic cloth, lamé tie tab for Formal Dress Uniform and a blue satin inverted-V tie tab with self-fastening tails for Mess Dress Uniform.

4.1.2.6. Cummerbund. The cummerbund for Formal Dress Uniform will be plain silver satin, cummerbund for the Mess Dress Uniform will be plain blue satin. Cummerbunds will be worn halfway between the shirt and skirt with open edge of pleat facing upward.

4.1.2.7. Skirt. The mess dress skirt will be used for the female formal dress uniform. There are two types of blue mess dress skirts authorized. The primary mess dress skirt is the A-line style without the split. The optional straight hanging skirt with the side-split to the top of the knee is available through AAFES or MCSS as a special order. Both will be ankle length (no higher than ankle, no longer than the bottom of the heel).

4.1.2.8. Trousers/slacks. Mess dress trouser or slacks will be blue, without pleats and cuffs. They will have a high-rise with side pockets and inch blue striping down pant legs. Trousers/slacks will fit naturally over the hips with no bunching at the waist or bagging at the seat. The bottom front of the pant legs will rest on the front of the shoe or on top of the foot if wearing pumps, with a slight break in the crease. The back of the pant legs will be approximately 7/8-inch longer than the front. The trousers/slacks will be tailored, straight hanging, with no flare at the bottom or additional alterations to further taper the leg. The trouser material will match the mess dress coat fabric and shade. Suspenders are optional for women and will be either solid white, dark blue or black and will be attached to the trousers and will not be visible if worn.

4.1.2.9. Footwear. For wear and description see the applicable paragraphs [7.4.1.1](#), [7.4.1.2](#), [7.4.1.5](#), [7.4.1.6](#).

4.2. Formal and Mess Dress Uniform Accoutrements (Male and Female).

4.2.1. Medals. Wear all medals, in miniature, on the formal and mess dress uniform. Anodized medals are authorized. Miniature medals will be centered on the wearer's left between the lapel and arm seam and midway between the top shoulder seam and top button of the coat. Wear of foreign badges and decorations or medals on the mess dress uniform is authorized, however, members must request and receive permission to wear foreign decorations they accept (refer to DAFMAN 36-2806, *Military Awards: Criteria and Procedures* regarding acceptance). Wear criteria depends on the type of device the decoration represents. When wearing more than one foreign decoration (miniature medal), wear them in the order earned.

4.2.2. Duty Badges and Command Insignia Pin. For wear and description see applicable paragraphs [12.2](#) and [12.4](#).

4.2.3. Cuff Links (Optional for females and mandatory for males). They will either be silver, satin finish or highly polished with the "wing and star" design; silver, highly polished with the AF symbol; or plain silver, highly polished, commercial design with dimensions and shape similar to the "wing and star" cuff links. When worn, must be worn as a set.

4.2.4. Studs (Optional for females and mandatory for males). Studs can be either pearl centered, silver rimmed, highly polished or satin finished or plain silver, highly polished, commercial design with dimensions and shape similar to the pearl centered studs. The finish must match cuff links. When worn, must be worn as a set.

4.2.5. Headgear. The only authorized headgear is the blue winter cap. The blue winter cap will only be worn with a full-length outer garment. For wear and description see applicable [paragraph 7.2.6](#).

4.2.6. Outer Garments. For wear and description see applicable [paragraph 7.1.5](#).

4.2.7. Accessories. Garment accessories will be conservative and plain without design or ornamentation. For wear and description see applicable [paragraph 7.3](#).

4.2.8. Footwear. For wear and description see the applicable [paragraphs 7.4](#).

4.3. Semi-Formal Dress Uniform (enlisted Only). The male and female semi-formal dress uniform is worn for social functions of a semi-formal and/or official nature as prescribed by the commander or equivalent. The enlisted semi-formal dress uniform coat is the service dress uniform coat without a name tag. Semi-formal is the same term used when describing the civilian equivalent. When in semi-formal dress, saluting is not required. See [Figure 4.1](#).

4.3.1. Male Semi-Formal Dress Uniform.

4.3.1.1. White Long-Sleeve Shirt. The white long-sleeve shirt will be plain, knit, or woven, commercial type with a short or medium point collar, with button or French cuffs. Military creases are not authorized. A white V-neck or athletic style tank top undershirt will be worn under the shirt. Both shirts will be tucked into the trousers.

4.3.1.2. Ties are mandatory wear in accordance with [paragraph 4.6.1.2](#).

4.3.1.3. Trousers. The enlisted semi-formal dress uniform trousers are the same as the service dress uniform trousers.

4.3.2. Female Semi-Formal Dress Uniform.

4.3.2.1. Blouse. The semi-form fitting white blouse will be polyester or cotton, princess line, button front, with small-pointed collar. Military creases are not authorized. A white V-neck or, tank top undershirt may be worn under the shirt. If either style of undershirt is worn, the undershirt will be tucked into the skirt.

4.3.2.2. Tie Tab. The blue satin inverted-V tie tab with self-fastening tails is mandatory.

4.3.2.3. Skirt or Slacks. The enlisted semi-formal dress uniform skirt or slacks are the same as the service dress uniform skirt or slacks.

4.4. Semi-Formal Dress Uniform Accoutrements (Male and Female).

4.4.1. Ribbons. For wear description see [paragraph 4.5.2](#).

4.4.2. Duty Badges. For wear and description see applicable paragraphs [12.3.4](#) through [12.3.6](#), and [12.4](#).

4.4.3. Cuff Links. Cuff links are optional with the semi-formal dress uniform. They will either be silver, satin finish or highly polished with the "wing and star" design; silver, highly polished with the AF symbol; or plain silver, highly polished, commercial design with dimensions and shape similar to the "wing and star" cuff links. When worn, must be worn as a set.

4.4.4. Belt and Buckle. The enlisted semi-formal dress uniform belt and buckle are the same as the service dress belt and buckle.

4.4.5. Headgear. The only authorized headgear is the blue winter cap. The blue winter cap will only be worn with a full-length outer garment. For wear and description see applicable [paragraph 7.2.6](#).

4.4.6. Outer Garments. For wear and description see applicable [paragraph 7.1.5](#).

4.4.7. Accessories. Garment accessories will be conservative and plain without design or ornamentation. For wear and description see applicable [paragraph 7.3](#).

Figure 4.1. Male and Female Semi-Formal Dress Uniform.



Figure 4.2. Male Mess Dress Uniform.



Figure 4.3. Female Mess Dress Uniform.



4.5. Service Dress Uniform (Class A and B – Male and Female).

4.5.1. The service dress uniform is worn as Class A and the service blue uniform as Class B. The Class A uniform is worn with the service dress coat. The Class B uniform is worn without the service dress coat.

4.5.1.1. Coat (Class A). The service dress coat will be polyester and wool-blend, serge weave; semi-drape, single-breasted with three buttons and will have one welt pocket on the upper left side and two lower pocket flaps. Officer coats will have epaulets; enlisted coats will not. General officers will wear a 1 1/2-inch-wide blue sleeve braid, 3-inches from the end of the sleeve. All other officers will wear a 1/2-inch wide blue sleeve braid 3-inches from the end of the sleeve. With arms hanging naturally, sleeves will end 1/4 to 1/2-inch below the wrist. The bottom of the coat will extend 3 to 3 1/2-inches below the top of the thigh. The sleeves and lapel will be roll-pressed.

4.5.1.1.1. Officer Rank Insignia. Officers will center regular size rank insignia 5/8-inch from end of the epaulet and parallel with the sleeve seam, when applicable. See [Figure 4.4](#).

4.5.1.1.2. General officers will wear 1-inch stars point-to-center; 3/4-inch stars are optional, if unable to wear the 1-inch stars.

4.5.1.1.2.1. Generals will evenly space all four stars between the button securing the epaulet and the sleeve seam.

4.5.1.1.2.2. Lieutenant Generals will place one star on the center point of the epaulet and center the two remaining stars between the first star and the button securing the epaulet and the sleeve seam.

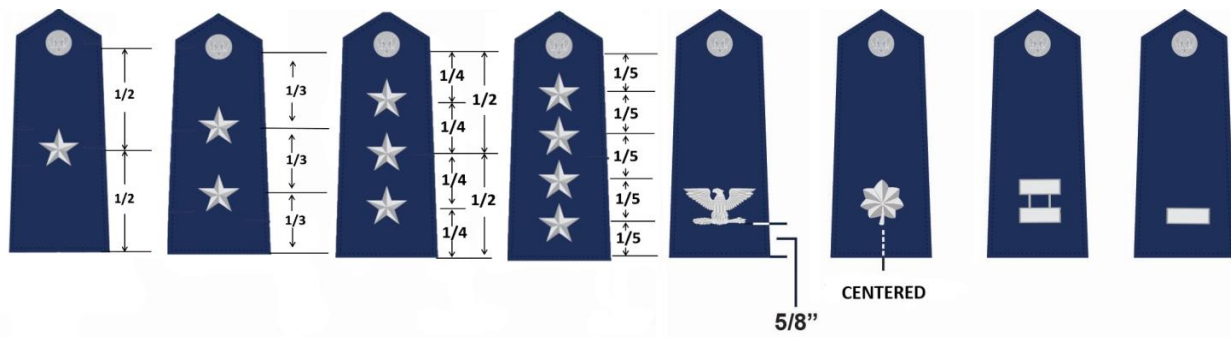
4.5.1.1.2.3. Major Generals will evenly space their stars between the center point of the epaulet and the button securing the epaulet and the sleeve seam.

4.5.1.1.2.4. Brigadier Generals will center their star between the button securing the epaulet and the sleeve seam.

4.5.1.1.3. Colonel rank insignia is worn with the eagle’s beak facing forward.

4.5.1.1.4. The stem on the Lieutenant Colonel and Major rank insignia will point away from the collar.

Figure 4.4. Officer Rank Insignia Placement on Epaulet.



4.5.1.1.5. Enlisted Insignia. Enlisted will wear 3 1/2 or 4-inch, chevron rank centered on the outer arm halfway between the shoulder seam and elbow when bent at a 90-degree angle. See [Figure 4.5](#).

Figure 4.5. Enlisted Rank Placement.



4.5.2. Service Dress Coat Accoutrements (Class A) (See [Figure 4.6](#) and [Figure 4.7](#)).

4.5.2.1. US Lapel Insignia. The US lapel insignia is placed halfway up the seam, resting on but not over it. The “US” letters in the insignia are parallel with the ground. “US” insignias for officers do not have circles. Circles are worn around the US insignias for enlisted personnel only.

4.5.2.2. Nametag. The name tag is metal engraved, brushed satin silver finish with the last name engraved in blue lettering. The name tag will be centered on the wearer’s right between the sleeve seam and top of the lapel. The bottom of name tag will be parallel with bottom of ribbons.

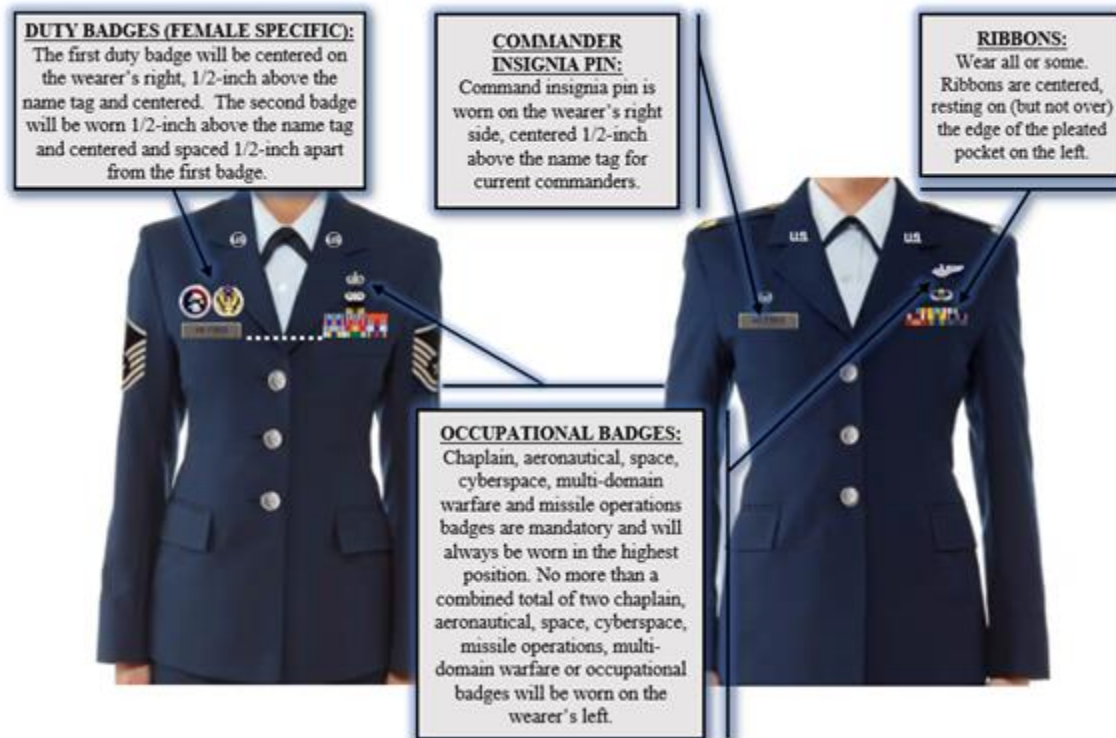
4.5.2.3. Ribbons. All or some ribbons and devices will be worn on the service dress coat. Wear ribbons centered, resting on (but not over) the edge of the pleated pocket on the wearers left. Wear of foreign badges and decorations/medals on the service dress uniform is authorized; however, members must request/receive permission to wear foreign decorations they accept (refer to DAFMAN 36-2806, *Military Awards: Criteria and Procedures* regarding acceptance). Wear foreign medals and ribbons on service dress uniform when they are the same size as Air Force medals and ribbons. Wear criteria depends on the type of device the decoration represents.

4.5.2.4. Duty Badges and Command Insignia Pin. For wear and description see applicable paragraphs [12.2.4](#), and [12.3.7](#) through [12.3.9](#).

Figure 4.6. Male Service Dress Uniform (Example Configurations).



Figure 4.7. Female Service Dress Uniform (Example Configurations)



4.6. Male Blue Shirt and Female Blouse (Class A and B).

4.6.1. Long-Sleeve/Short-Sleeve Blue Shirt (**Male**). The long-sleeve and short-sleeve blue shirt will be light blue in color with two pleated pockets, convertible cuffs (long-sleeve only), and epaulets. The collar of the shirt will be visible 1/4 to 1/2-inch above the service dress coat collar. With arms hanging naturally, sleeves will end 1/4 to 1/2-inch below the wrist, but not be visible below the sleeves of the service coat. The blue shirt will be neatly tucked into the trousers. The shirt may be altered for a tapered fit. A white V-neck or tank top, or crew neck (long sleeve blue shirt only) undershirt will be worn under the shirt.

4.6.1.1. Nametag. The name tag will be blue plastic with the last name engraved in white lettering. The name tag will be centered, resting on, but not over the edge of the pleated pocket on the wearer's right.

4.6.1.2. Tie. A tie will be worn with the service dress uniform and/or service blue uniform, long-sleeve blue shirt. The tie will be either blue polyester or silk, herringbone twill. The tip of the tie must cover a portion of the belt buckle but cannot extend below the bottom of the belt buckle. A tie tack or clasp may be worn with the tie. If worn, the tie tack or clasp will be the "wing and star" design, Air Force symbol, or rank insignia. The tie tack or clasp will be centered between the bottom edge of the knot and bottom tip of the tie. A tie is required to be worn with the long-sleeve blue shirt however, it is optional with the short-sleeve blue shirt unless worn with service dress.

4.6.2. Blouse (Long and Short-sleeved) (**Female**). The pointed-end collar of the shirt must show 1/4 to 1/2-inch above the service dress coat collar with arms hanging naturally. It will not have military creases and will have epaulets. With arms hanging naturally, long-sleeves will end 1/4 to 1/2-inch below the wrist, but not be visible below the sleeves of the service coat. The long-sleeved blouse will have rounded cuffs with buttonhole closures on each cuff. The blouse may be modified at the Airman's expense to accommodate cuff links. White, V-neck, tank top or crew neck (long sleeve blouse only) undershirts are optional. If worn, they will be tucked into the skirt or slacks.

4.6.2.1. Tuck-in Style Blouse (Long or Short-Sleeved). The blue blouse will have a tapered fit and will be tucked into the slacks or skirt.

4.6.2.2. Semi-Form Fitting Blouse (Long or Short-Sleeved). The blue blouse will be a semi-form fitting princess line.

4.6.2.3. Nametag. The name tag will be blue plastic with the last name engraved in white lettering. The name tag will be centered, even within 1 1/2-inches higher or lower than the first exposed button on the wearer's right.

4.6.2.4. Tie Tab. An inverted-V tie tab will be worn with the service dress uniform and/or long-sleeve blue shirt. The tie tab will be blue polyester herringbone with self-fastening tails when worn with the tuck-in style blouse and with or without self-fasteners with the semi-form fitting blouse. A tie tab is required to be worn with long-sleeved blouse however, it is optional with the short-sleeved blouse unless worn with service dress.

4.7. Male Blue Shirt and Female Blouse Accoutrements.

4.7.1. Officer Rank Insignia. Officers wear shoulder mark insignia.

4.7.2. Enlisted Insignia. Enlisted will wear 3 1/2 or 4-inch chevron rank centered on the outer arm halfway between the shoulder seam and elbow when bent at a 90-degree angle (long sleeved-shirt) or bottom edge of the sleeve (short sleeved-shirt).

4.7.3. Ribbons. Wear all, some, or no ribbons and devices. If worn, center ribbons on wearer's left, parallel with ground. Align bottom of the ribbons with the bottom of the name tag.

4.7.4. Cuff Links. Cuff links are optional with the service dress uniform. They will either be silver, satin finish or highly polished with the "wing and star" design; silver, highly polished with the AF symbol; or plain silver, highly polished, commercial design with dimensions and shape similar to the "wing and star" cuff links.

4.7.5. Belt and Buckle. The belt will be blue, cotton web or elastic, solid or woven. The belt will have a silver (chrome finish) tip and a buckle. The silver tip of the belt will extend beyond the buckle facing the wearer's left for men and wearer's right for women; however, no blue fabric will be visible between the silver tip and silver buckle. General officers may wear the "wing and star" design, silver belt buckle.

4.7.6. Footwear. For wear and description see applicable [paragraph 7.4](#).

4.7.7. Headgear. For wear and description see applicable paragraphs [7.2](#) through [7.2.7](#).

4.7.8. Outer Garments. For wear and description see applicable paragraphs [7.1](#) through [7.1.5](#).

4.7.9. Accessories. For wear and description see applicable [paragraph 7.3](#).

4.8. Trousers, Slacks, Skirt (Class A and B).

4.8.1. Trousers (**Male**). Trousers will be blue and trim-fitted with no bunching at the waist or bagging at the seat. The trousers will be full cut, straight hanging and without cuffs or additional alterations to further taper the leg. The front of the trouser legs will rest on the front of the shoe or boot with a slight break in the crease. The back of the trouser legs will be $\frac{7}{8}$ -inch longer than the front. The trouser material will match the service dress coat in both fabric and shade.

4.8.2. Slacks (**Female**). Slacks will be blue and fit naturally over the hips with no bunching at the waist or bagging at the seat. The bottom front of the slack legs will rest on the front of the shoe, boot or on top of the foot if wearing pumps, with a slight break in the crease. The back of the slack legs will be approximately $\frac{7}{8}$ -inch longer than the front. The slacks will be tailored, straight hanging, with no flare at the bottom or additional alterations to further taper the leg. They will have a center fly-front opening and front and back waist darts, two $\frac{1}{4}$ top side pockets, and a waistband with five belt loops. The slacks material will match the service dress coat in both fabric and shade.

4.8.3. Skirt (**Female**). The skirt will be polyester or poly-wool, blue and hang naturally over the hips with a slight flare. The skirt will be no shorter than the top of the kneecap and no longer than the bottom of the kneecap when standing at attention. The skirt will be straight style with belt loops, a kick pleat in the back, two pockets, and a darted front. Skirts will have a back zipper and lining attached to the waist. Skirt material will match the service dress coat in both fabric and shade.

Figure 4.8. Male Long Sleeve Blue Shirt.



Figure 4.9. Male Short Sleeve Shirt.



Figure 4.10. Female Long Sleeve Blue Blouse.



Figure 4.11. Female Short Sleeve Blue Blouse.



Figure 4.12. Officer Rank Insignia.



Figure 4.13. Enlisted Rank Insignia.



Chapter 5

OCP UNIFORMS

5.1. The Operational Camouflage Pattern (OCP), Male and Female. The OCP may be worn off base for short convenience stops and when eating at restaurants where people wear comparable civilian attire. Do not wear OCPs off base to eat in restaurants where most diners wear business attire or at establishments that operate primarily to serve alcohol. Do not starch or hot press the OCP; Light ironing is authorized; however, repeated hot pressing or heavy ironing will accelerate the overall wear of the fabric. OCPs purchased by Air Force personnel through the Army Air Force Exchange Service (AAFES) Military Clothing Sales Stores (MCSS), or issued through Individual Equipment Elements or contract equivalent, are certified as fully compliant with all specifications. No other suppliers are approved for organizational/unit purchases, or any appropriated, or overseas contingency operation funds expenditures. If personnel choose to use personal funds to purchase from non-AAFES suppliers, the Air Force is not responsible if the uniform is not fully compliant. The non-fire-retardant and improved hot weather combat OCP uniforms are the only OCP uniforms authorized to be worn by all Airmen. (**Exception:** Airmen in jobs that have occupational safety and health administration (OSHA) requirements for wear of the 100% cotton fire-retardant OCP (e.g., deployed members operating in outside the wire mission sets) will be authorized to wear this distinctive uniform/equipment item.) Additionally, firefighters and explosive ordnance disposal (EOD) personnel are authorized to wear the two-piece flight duty uniform and their uniform will be worn in the same configuration and manner as instructed in [paragraph 9.12](#) within this instruction. (**Exception:** The firefighter badge will be worn in-lieu of the higher headquarters patch on the left sleeve.)

5.1.1. OCP Coat (Shirt). The coat is worn outside the trousers. **Note:** Commanders may authorize the coat to be tucked in for duty (e.g., Security Forces Airmen) if necessary. The coat will not extend below the top of the cargo pocket on the trousers and will not be higher than the bottom of the opening of the side (hip) pocket on the trousers. Airmen may roll up sleeves on the OCP coat; however, the cuffs will remain visible, and the sleeve will rest at, or within 1-inch of, the forearm when the arm is bent at a 90-degree angle. When sleeves are not rolled up, cuffs may remain visible or be folded inward twice. Commanders may prohibit rolling of sleeves and folding of cuffs. Patches or badges will not be affixed to the front pockets. Alterations that affect the functionality of the uniform are not authorized, (e.g., sewing down collars, or pockets). The OCP coat may be removed in the immediate work area as determined appropriate by local leadership, however, the OCP coat will be worn while interacting with customers or clients.

5.1.2. Accoutrements. Airmen will wear a basic configuration consisting of name and USAF tapes, subdued U.S. Flag, and subdued rank. The Institute of Heraldry will develop or convert only organizational emblems to the spice brown color criteria. When authorized by Higher Headquarters (HHQ), Commanders and non-unit organizational entities as defined in AFI 38-101, *Manpower and Organization*, such as Directorates, Air Force Elements, Detachments, Commanders Support Staff) will develop or convert patches using the spice brown color criteria. Airmen may sew-on or use Velcro® backing for nametape, USAF tape, and rank. Tapes and rank must be either all sewn-on or all Velcro®; Airmen are not authorized to mix sewn-on and Velcro® tapes or rank. **Note:** Occupational badges may be either sewn-on or Velcro® (metal pin on type badges not authorized on OCP), if more than one is worn you must

sew or Velcro® all badges. Only Velcro® patches are authorized on the left and right sleeves of the OCP coat. An OCP Velcro® sleeve pen/pencil holder may be worn on either sleeve but will not impede the proper wear of required patches and/or duty badges.

5.1.3. Spice brown rank insignia is mandatory for all personnel. (**Exceptions:** No rank required for airmen basic rank). First lieutenant and lieutenant colonel rank insignia will be black. (**Note:** GOs wear 3/4-inch diameter stars).

5.1.4. Name and USAF tapes are mandatory for all Air Force personnel and will be spice brown block lettering embroidery on the OCP background.

5.1.5. Badges and Commander's Insignia Pin.

5.1.5.1. A maximum of four occupational, qualification and/or skill badges may be worn centered above the USAF tape using spice brown embroidery on the OCP background. If earned and authorized, sister services' badges will maintain their subdued color(s) when worn as not to lose their distinction as being awarded from a sister service. Wear of current Air Force occupational badge(s) are mandatory if sister services' badges are worn.

5.1.5.1.1. When one badge is worn, it is centered 1/2-inch above the U.S. Air Force Tape.

5.1.5.1.2. When two badges are worn, the first is centered 1/2-inch above the U.S. Air Force tape, the second badge will be centered 1/2-inch above the first badge.

5.1.5.1.3. When three badges are worn, they are centered 1/8-inch above the U.S. Air Force tape either in a single vertical column with 1/4-inch between badges; or two badges are worn side by side, 1/8-inch above and centered on the U.S. Air Force tape with 1/2-inch between badges horizontally, and the third badge is centered on the U.S. Air Force tape 1/4-inch above the lower two badges (see [Figure 5.1](#)).

Figure 5.1. Wear of Three Subdued Badges





5.1.5.1.4. When four badges are worn, they are centered 1/8-inch above the U.S. Air Force tape and worn either vertically and side by side in stacks of two with 1/4-inch between the badges vertically and 1/2-inch between the badges horizontally; or two badges are worn side by side, 1/8-inch above and centered on the U.S. Air Force tape with 1/2-inch between badges horizontally, and the remaining two badges are centered on the U.S. Air Force tape and stacked vertically 1/4-inch above the lower two badges with 1/4-inch between badges. Badges stacked one on top of the other are centered on each other with the smaller badge centered above or below (according to precedence) the larger badge. Vertical spacing is measured between the larger badges (see [Figure 5.2.](#)).

Figure 5.2. Wear of Four Subdued Badges.





5.1.5.1.5. Occupational, qualification or skill badge order of precedence:

5.1.5.1.5.1. Group 1 (mandatory badges). Chaplain, aeronautical, space, cyberspace, multi-domain warfare and missile operations badges. When more than one aeronautical, space, cyberspace, multi-domain warfare or missile operations badge is authorized, the badge representing the current position will be worn and the second and subsequent aeronautical, space, cyberspace, multi-domain warfare or missile operations badges become optional.

5.1.5.1.5.2. Group 2 (optional badges). Parachutist wings, all other Air Force occupational and qualification badges, sister services' qualification badges, or skill badges. Wear sister service badges according to the applicable Service order of precedence however, all Air Force badges take precedence over sister service badges and should be in the wearer's highest position, from the viewer's left to right.

5.1.5.1.5.3. Foreign badges. Aviation, medical insignia, and parachutist badges are the only foreign badges authorized to be worn on Air Force uniforms, CONUS or OCONUS. Do not wear foreign aviation badges unless wearing an aeronautical badge.

5.1.5.2. Airmen may wear the large or small version of the missile badge. When worn, the top of the missile badge must not exceed the OCP coat shoulder seam.

5.1.5.3. Commander's insignia patch may be worn for officers in the rank of Colonel (O-6) and below when currently in command. The patch will be centered 1/2-inch above the name tape, on 1-inch x 1-inch subdued cloth patch using the spice brown color criteria on the OCP pattern background. Graduated Commander's pin may be worn on a small Velcro® patch on top of the left sleeve either centered horizontally and vertically on the flag-sized pocket flap, or (if no pocket flap) centered horizontally and 1/2-inch from the top of the Velcro® area, depending on uniform configuration. The second authorized left-sleeve patch (e.g., HHQ) will be centered vertically and horizontally in any remaining Velcro® area to present a balanced appearance.

5.1.5.4. The Inter-American Air Forces Academy (IAAFA) badge may be worn by members who receive Special Experience Identifier (SEI) HJ (officer) or 450 (enlisted) as applicable during and after assignment to IAAFA. The badge will be centered 1/2-inch above the nametape, subdued cloth patch using the spice brown color criteria on OCP background.

5.1.6. Patches. Patches will not extend past the boundary of the Velcro®. Airmen will comply with the shoulder patch placement configuration found in paragraphs 5.1.6.1.1 through 5.1.6.1.2 and paragraphs 5.1.6.2 through 5.1.6.2.4 of this instruction. Airmen assigned, attached, detailed, or activated in support of sister service units or joint organizations may wear the sister service's or joint organization's organizational badges/patches in accordance with their respective wear instructions. Sister service and joint organization badges/patches can be worn in their current color configuration and will not be converted to the spice brown color criteria. Additionally, Airmen assigned to Department of Air Force organizations that support both Air and Space Force are permitted to wear both Air Force spice brown and Space Force full color organization patches. Award criteria for other Services' qualification badges will be in accordance with awarding Service's directives. Temporary qualification badges are not authorized for wear on the uniform. **Note:** The Airborne tab is a temporary tab and is only authorized to be worn while assigned to an organization that prescribes wear as part of the organizations shoulder sleeve insignia. This instruction will take precedence if joint or sister service wear instructions will cause a conflict in Air Force patch configuration guidance (i.e., changes the location of the U.S. flag or Duty Identifier patch, switches a patch designated as a "left sleeve" patch to the right sleeve, etc.).

5.1.6.1. Right Sleeve. A maximum of two patches may be worn.

5.1.6.1.1. The U.S. flag patch is mandatory and will be subdued using the spice brown color criteria (cloth) centered at the top of Velcro® and worn while in-garrison and deployed. Infra-red U.S. flags are not authorized.

5.1.6.1.2. Organizational unit of assignment subdued spice brown color criteria patches are mandatory upon availability (non-unit entities such as Directorates, AF Elements are optional) and will be centered in the middle of the Velcro® area under the U.S. Flag. (**Exception:** For accessions and while in initial training (e.g., USAFA, ROTC, OTS, BMT) the unit patch may be worn as directed by applicable commanders.) Current subdued version of unit patch or no patch may be worn until the patch color conversion has been completed by the Institute of Heraldry. **Note:** Airmen performing duties in control Air Force Specialty Codes 31PX or 3P0XX are authorized permanent wear of the Security Force shield on the OCP uniform in-lieu of the organizational unit of assignment patch worn on the right sleeve. Airmen performing duties in control Air Force Specialty Codes 3P0XXA (Military Working Dog Handler) or 3P0XXB (Combat Arms Instructor) are authorized permanent wear of the K-9 Guardians of the Night (GOTN) Patch or DAF Combat Arms Instructor Patch on the OCP uniform in-lieu of the organizational unit of assignment patch worn on the right sleeve. Commanders retain the authority to direct standardized wear of either the unit of assignment patch or the shield, the K-9 GOTN patch, or DAF Combat Arms patch, but not all. Wing commanders may authorize the wear of morale patches in the subdued spice brown color scheme on Fridays or during special events. AFR and ANG commanders may authorize wear during weekend drills on Friday, Saturday, or

Sunday or during special events. Wing commanders will maintain a list of approved morale patches authorized to be worn within their wing.

5.1.6.2. Left Sleeve. A maximum of two patches may be worn. **Exception:** Awarded joint qualification tabs (subdued) may be worn above the HHQ patch as a third patch (e.g., Army Ranger, Sapper, Special Forces, Air Advisor, etc.). The graduated commander's insignia does not count as one of two patches (i.e., it may be worn in addition to two patches.)

5.1.6.2.1. The HHQ patch in the subdued spice brown color scheme is mandatory except as provided in [paragraph 5.1.6.2.4](#) and worn centered in the middle of the Velcro® area. Higher Headquarters include but are not limited to the following organizations: Headquarters Air Force, Direct Reporting Units, Field Operating Agencies and MAJCOMs. Members of the ANG may wear the approved ANG patch, or the approved gaining MAJCOM patch as authorized by their respective Adjutant General.

5.1.6.2.2. Spice brown duty shields such as Inspector General and Security Forces (see note in [paragraph 5.1.6.1.2](#) regarding Security Forces shield) are authorized on the left sleeve and will be centered at the top of the Velcro® area. The HHQ patch will be centered in the remaining Velcro® area. Air Force duty arches such as Survival, Evasion, Resistance and Escape (SERE) will also be centered at the top of the Velcro® area on left sleeve and utilize the spice brown color scheme.

5.1.6.2.3. Career Field Identifier Patch. While performing their duties certain Air Force Specialty Codes, as determined by career field managers, and authorized by AF/A1, may wear a spice brown subdued cloth patch centered at the top of the Velcro® area. Identifier patches will be a max of five letters e.g., Joint Air Component Coordination Element (JACCE), and maintain standard spice brown subdued color scheme. Additionally, height will not exceed the size of the U.S. tactical flag patch, 3-1/4" W x 1-13/16"H. Air Force Specialty Codes (AFSCs) identified in [Table 5.1](#) are authorized wear of applicable duty identifier. Patches with black borders differentiate first responders or career fields who require quick identification. General officers may wear the duty identifier that is representative of the organization's mission they are leading. (**Note:** The "FIRE" duty identifier (with black border) will only be worn on the two-piece flight duty uniform. Wear of a duty identifier on the OCP uniform is not authorized.)

Table 5.1. Authorized Duty Identifier Patches/Tabs (Left Sleeve).

CURRENT DUTY	APPROVED PATCH/TAB
Structural	3E3
Multi-Domain Command and Control	130
First Sergeant	1SGT
Missile & Space System Elect Maintenance, Missile & Space Systems Maintenance, Missile & Space Facilities	2M0
Air Battle Manager	ABM
Airman Dorm Leader	ADL
Administration (Military Postal Service (MPS) only for personnel performing any part of postal or official mail)	ADMIN or MPS
Aircrew Flight Equipment	AFE
Airfield Management	AFLD
Aerospace Ground Equipment	AGE
Air Advisor (Note: With documented classification identifier (SEI/SDI), authorized for permanent wear (POC AF/A3TM))	Air Advisor or Advanced Air Advisor (tab)
Avionics Test Station and Components	AIS
Airborne Intelligence, Surveillance and Reconnaissance (Airborne Cryptologic Language Analyst, Airborne ISR Operator)	A-ISR
Air Launched Cruise Missile Maintenance	ALCM
Special Warfare Tactical Call Sign	Alpha-numeric call sign, e.g., A01 or HR44
Air Mobility Liaison Officer	AMLO
Munitions Systems	AMMO
Tactical Aircraft Maintenance, Airlift/Special Mission Aircraft Maintenance, Refuel/Bomber Aircraft Maintenance	APG
Arctic Domain and Security (Note: Completion of Arctic Defense Security Orientation and awarded applicable SEI)	ARCTIC (tab)
Aircraft Structural Maintenance	ASM

Air Traffic Control	ATC
Avionics (SOF/PR Integrated Comm/Nav/Mission System, SOF/PR Integrated Instrument & Flight Control System, SOF/PR Integrated Electronic Warfare System, Fighter Aircraft Integrated Avionics, Mobility Air Forces Integrated Comm/Nav/Mission System, Mobility Air Forces Integrated Instrument & Flt Control System, Bomber/Special Integrated Comm/Nav/Mission System, Bomber/Special Integrated Instrument & Flight Control System, Bomber/Special Electronic Warfare & Radar Surveillance Integrated Avionics)	AVI
Aviation Resource Management (Aviation Management)	AVMGT
Base Defense Group	BDG
USAF Installation Honor Guard (Base Honor Guard)	BASE HONOR GUARD (tab)
Command and Control Battle Management Operations	C2BMO
Command and Control Operations	C2OPS
Career Assistance Advisor	CA
Combat Aviation Advisor (SOF) (Note: With documented classification identifier (SEI/SDI), authorized for permanent wear (POC AF/A3TM))	CAA
Emergency Management (Chemical, Biological, Radiological, Nuclear)	CBRN
Contingency Contracting Officer	CCO
Combat Controller	CCT
Civil Engineer	CE
Career Enlisted Aviator (In-flight Refueling, Flight Engineer, Aircraft Loadmaster, Airborne Mission Systems, Flight Attendant, Special Missions Aviation, Remotely Piloted Aircraft Sensor Operator, Enlisted Remotely Piloted Aircraft Pilot)	CEA
Courier	COURIER (tab)
Contingency Response	CR
Combat Rescue Officer	CRO

Mobility Combat Systems Officer,	CSO
Cyber Space Warfare, Cyber Warfare Operations, Knowledge Management, Cyber Systems Operations, Cyber Transport Systems, Cyber Surety, Computer Systems Programming, Client Systems, RF Transmission Systems, Spectrum Operations, Cable and Antenna Systems, Software Development Specialist (Note: Performing and qualified in Expeditionary Warfighting Communications through award of an approved Special Experience Identifier, or Combat Mission Ready Qualification)	CYBER or XCOMM (w/Black Border see note.)
Development and Training	D&T
Deployable Aircraft Ground Response Element	DAGRE
Pavement & Construction Equipment	DIRT
Aircraft Electric & Environmental Systems	E⚡E
Expeditionary Air Ground Liaison Element	EAGLE
Aircrew Egress Systems	EJECT
Electrical Systems	ELEC
Developmental Engineering Utilization Field	EN
Aerospace Propulsion	ENGS
Engineering	ENGR
Pest Management	ENTO
Equal Opportunity	EO
Explosive Ordnance Disposal	EOD
Emergency Preparedness Liaison Officer	EPLO
Enlisted Professional Military Education (Instructor)	United States Air Force Professional Military Education
Evaluator	EVALUATOR (tab)
Recce/Surv/Electronic Warfare Officer,	EWO
Director/Commander/Command Chief Executive Assistants	EXEC
Foreign Area Officer	FAO

Forward Area Refueling Point	FARP
Financial Management & Comptroller	FM
Force Protection (approved for OCN escorts)	FP
Aircraft Fuel Systems	FUELS
Contracting (SOCOM GHOST Intern Program Completion)	GHOST
Ground Transportation	GT
Chaplains, Religious Affairs	HC
High-Frequency Global Communications System	HFGCS
Heating, Ventilation, Air-condition & Refrigeration	HVACR
Aircraft Hydraulic Systems	HYDRO
Nuclear and Missile Operations, Intercontinental Ballistic Missile Maintenance	ICBM
Independent Duty Medical Technician (4N0X1C)	IDMT
International Enlisted Engagements Manager	IEEM
Instructor	INSTRUCTOR (tab)
Intelligence Surveillance Reconnaissance (All Source Intelligence Analyst, Geospatial Analysis, Signals Intelligence, Cryptologic Language Analyst, Cyber, Intelligence Analysis, Cryptologic Analysis and Reporting, Human Intelligence Specialist, Targeting Analyst, Scientific Applications Specialist, Intelligence)	ISR
Joint Air Component Coordination Element	JACCE
Judge Advocate General Corps	JAGC
Liquid Fuels Maintenance	LFM
Low Observable Aircraft Structural Maintenance	LO
Logistics Readiness	LRO
Master Instructor	MASTER INSTRUCTOR (tab)
Multicapable Airman	MCA

Tactical Aircraft Maintenance (5th Generation) Helicopter/Tiltrotor Aircraft Maintenance, Remotely Piloted Aircraft Maintenance	MECH
Any provider, provider extender, nurse, or 4NXXX. In addition, any other medical AFSCs certified in NAEMT-Medical Personnel or DHA TCCC tier II or higher	MED (w/Black Border)
Missile Alert Facility Manager	MAFM
Manpower	MNPWR
Master Resilience Trainers (Note: Resilience Trainers are authorized continuous wear with concurrence/approval of the local program manager.)	MRT
Aircraft Metals Technology	MTECH
Munitions and Missile Maintenance	MUNS
Aircraft Maintenance	MX
Maintenance Management Analysis, Maintenance Management Production	MXMGR
Navigator	NAV
Nondestructive Inspection	NDI
Nuclear Weapons	NUKES, NUCMX or 2W2X1
Operations Management	OPSMG
Operation Research Analyst	OR
Office of Special Investigations	OSI
Public Affairs (Public Affairs and Combat Camera)	PA or CTCS (Combat Camera)
Aerospace Physiology Enterprise (13HX and 1H0X1)	PHYS
Recce/Surv/Electronic Warfare Pilot, Mobility Pilot	PILOT
Pararescue	PJ
Contracting Utilization Field	PK
Logistics Plans	PLNR

Senior Material-Upper Echelon, Acquisition Utilization Field	PM
Precision Measurement Equipment Laboratory	PMEL
Backshop Avionics PODs	PODS
Fuel (Petroleum)	POL
Air Transportation	PORT
Electric Power Production	POWER
Personnel (Home-station and/or deployed and not performing as PERSCO), Personnel Support for Contingency Operations (Deployed in a PERSCO capacity)	PRSNL or PRSCO
Information Operations, (Psychological Operations, coincide with award of the 9Q SEI for Military Information Support Operations (MISO) Capability Specialist)	PSYOP
Quality Assurance	QA
Raven	RAVEN (tab)
Radar, Airfield, Weather Systems (Airfield and Radar Systems, Radar Systems, Airfield Systems)	RAWS
Recruiter	RECRUITER (tab)
Services (Readiness In Base Services) (Note To be worn at home station when working in the Readiness office or R-coded and all deployed Services member may wear.)	RIBS
Airmen and Family Readiness Center/Readiness NCO	RNCO
Resilience Training Assistants (Note Resilience Trainers are authorized continuous wear with concurrence/approval of the local program manager.)	RTA
Sexual Assault Response Coordinator	SARC
Scientific Utilization Field	SCI
Senior Contracting Official	SCO
Survival, Evasion, Resistance and Escape	SERE (tab)
Security Forces	SF (w/ Black Border)
Safety	SFTY

Space Launch Maintenance/Mission Assurance Oversight	SPACE
Special Reconnaissance	SR
Special Tactics Officer	STO
Materiel Management	SUP
Services (Note Home Station or Deployed)	SVS
Air Force Special Warfare Mission Support	SWMS
Staff Weather Officer	SWO
Tactical Air Control Party	TACP
Advanced Fighter Aircraft Integrated Avionics	TECH
Test and Evaluation	TEST
Traffic Management	TMO
Education and Training	TRNG
Unit Deployment Manager	UDM
Unlimited Warrant Contracting Officer	UNLTD
USAF Honor Guard	USAF HONOR GUARD (tab)
Verification and Checkout Equipment Maintenance	VACE
Vehicle Management (Mission Generation Vehicular Equipment Maintenance, Fleet Management and Analysis)	VM
Weather and Environmental Sciences Officer	WESO
Water & Fuel Systems Maintenance	WFSM
Aircraft Armament Systems	WPNS
Weapons System Evaluation Program	WSEP
Weather	WX

5.1.6.2.4. USAF Graduate Patches. USAF Weapons School Graduate Patch (graduate or instructor), USAF (or joint/international equivalent) Test Pilot School graduate patches, service level advanced studies groups patches (e.g., School of Advanced Air and Space Studies (SAASS), School of Advanced Military Studies (SAMS), Maritime Advanced Warfighting School (MAWS), School of Advanced Warfighting (SAW), etc.), and Critical Care Air Transport Team patch are authorized on the left sleeve using

subdued spice brown color criteria. Additional patches may be authorized as outlined by criteria in [paragraph 5.1.6.2.4.1](#). Patches may be worn in-lieu of the HHQ patch. If both HHQ and graduate patches are worn (fit on Velcro® without hanging off the edges) the graduate patch will be worn in the top position.

5.1.6.2.4.1. Additional graduate patches may be authorized for courses if they meet at least one of the following: 1) functionally aligned graduate-level courses identified in the career field's continuum of learning or career field education and training plans, 2) are development team competitively-boarded courses, or 3) otherwise identified by career field as a critical developmental education milestone in the Airmen's career progression resulting in a subject matter expertise that distinguishes them from their peers. Request for new patches should follow guidance outlined in [paragraph 12.7](#). Do not request graduate patches for initial and intermediate skills training courses, skill-level upgrade courses, or other mandatory functional courses.

5.1.7. T-Shirt. T-Shirt will be Coyote Brown (Tan 499) and tucked into OCP trousers. Additionally, wing or squadron commanders may approve display of organizational emblems, as officially and currently approved, not to exceed 5-inches in diameter, in cloth or silk screen on morale undershirts. If displayed, organizational emblems will be worn on the left side of chest of the Coyote Brown (Tan 499) Friday morale undershirts. The morale undershirts may also display the organizational emblem on the back of the undershirt in a larger diameter as authorized by commanders.

5.1.8. OCP Trouser. The trouser waistband will rest on the Airman's waist. Secure pockets so that items stowed in pockets are not visible. **Exception:** OCP patrol cap or beret may extend outside when placed in the OCP trouser cargo pocket. Airmen may wear the trousers tucked into the top of the boots, bloused using the draw strings at the bottom of the trousers or commercial blousing devices. Airmen will not wrap the trouser leg around the leg tightly enough to present a pegged appearance or insert any items inside the trouser leg to create a round appearance at the bottom of the trouser leg. When bloused, the trousers will not extend below the third eyelet from the top of the boot.

5.1.9. Belt. Wear a one-piece Tan 499 rigger style, nylon, web belt with OCP trousers. **Exception:** Maternity trousers. Belt may extend past buckle.

5.1.10. Tactical and Patrol OCP Caps. A cap will be worn outdoors at all times, unless in a designated "no hat" area. Airmen will wear a cap straight on the head so that the cap band creates a straight line around the head, parallel to the ground. Cap will fit snugly and comfortably around the largest part of the head without bulging or distortion from the intended shape of the headgear and without excessive gaps. No hair will be visible on the forehead beneath the cap. Airmen are authorized to block the patrol cap. The Velcro® or sew-on spice brown nametape will be worn centered on the back of the cap. Tactical caps may be solid OCP material or OCP with coyote brown mesh back. No other colors or combinations are authorized. Berets, when authorized, will be worn by designated personnel, see [paragraph 7.2.5](#). **Note:** Females are authorized to pull their bun or ponytail/equivalent through the back of the tactical cap. Upon acquisition of an Air Force tactical cap all other tactical caps will be unauthorized.

5.1.10.1. Officers will wear either pinned, sewn or Velcro® spice brown rank insignia centered 1/2-inch on front of caps (**Exception:** First Lieutenants and Lieutenant Colonels will wear black rank on OCP background). Velcro® on hat should not exceed size of insignia. The General Officer rank will be positioned horizontally with a point of each star pointing upward. General officers will wear 1-inch stars. General officers unable to wear 1-inch stars will wear 3/4-inch stars. The Colonel rank insignia is worn with the eagle's beak pointed towards the wearer's right shoulder (indicates the eagle is facing forward) and will be centered horizontally. The stem of the Major and Lieutenant Colonel rank will point toward the ground. The long end of the Lieutenant and Captain bars will be positioned vertically. Chaplains may wear the chaplain occupational badge sewn-on and centered 1/2-inch above the visor.

5.1.10.2. Enlisted members will not wear rank insignia or a subdued flag on the patrol or tactical cap. The front of the cap must not have any Velcro® or other items.

Figure 5.3. OCP Configuration.



5.1.11. Socks. Colors will be DLA-issued Green or Coyote Brown.

5.1.12. Cold Weather Accessories. Cold weather accessories may be worn without wearing authorized outer garments. Except for functional items, cold weather accessories are only worn while outdoors. Authorized cold weather accessories for the OCP are:

5.1.12.1. Coyote Brown or black scarves, earmuffs, cold weather headbands, watch caps and sage green, black or coyote brown gloves.

5.1.12.2. Coyote Brown fleece may be worn, see [paragraph 7.1.7](#), for additional guidance.

5.1.12.3. Sleep Shirt. The sleep shirt may be worn under the OCP coat. The sleep shirt will not be worn as an outer garment. The sleep shirt will not be visible under the OCP coat except at the neck. The sleep shirt will be coyote brown/tan 499 in color.

5.1.12.4. Thermal Underwear. Coyote brown/tan 499 thermal underwear may be worn under the OCP. Thermal underwear will not be worn as an outer garment. Thermal underwear will not be visible under the OCP trouser and coat except at the neck.

5.1.12.5. The Extended Cold Weather Clothing System (ECWCS) jackets (fleece, wind, soft shell, wet weather, or extreme cold weather) may be worn without the pants; however, the pants must not be worn without the jacket. The Level 7 (Parka Jacket) of the ECWCS can be worn with OCP utility uniform, wear OCP nametapes/insignia.

5.1.13. Non-Permethrin treated OCPs. Available for special ordering through MCSS.

Chapter 6

MATERNITY UNIFORMS

6.1. Maternity Mess Dress (Figure 6.1) and Semi-Formal Dress Uniform (Figure 6.2). The maternity mess dress uniform is worn for social functions of a formal and/or official nature (e.g., black tie affairs). The evening gown is the civilian equivalent. The maternity semi-formal dress uniform is worn for social functions of a semi-formal and/or official nature as prescribed by the commander or equivalent. Semi-formal is the same term used when describing the civilian equivalent. Enlisted may wear the semi-formal service dress uniform if they do not have a mess dress. Saluting is not required when wearing the mess dress and semi-formal dress uniforms.

6.1.1. The mess dress jumper is the dark blue jumper, and the semi-formal jumper is the service dress uniform jumper. The mess dress and semi-formal dress jumper is worn over the white maternity blouse. Military creases are not authorized. The maternity jumper will be no shorter than the top of the kneecap or longer than the bottom of the kneecap.

6.1.2. Officers will wear shoulder mark insignia as close to the shoulder seam as possible and button blouse epaulets over jumper.

6.1.3. Enlisted Airmen will wear 3 1/2-inch, or 4-inch chevrons centered halfway between shoulder seam and elbow bent at 90-degree angle.

6.2. Maternity Mess Dress and Semi-Formal Dress Accoutrements.

6.2.1. Name Tag. Do not wear a name tag on the maternity mess dress or semi-formal dress uniform.

6.2.2. Medals (Mess Dress). For wear description see [paragraph 4.2.1](#).

6.2.3. Ribbons (Semi-Formal Dress). For wear description see [paragraph 6.4.3](#).

6.2.4. Duty Badges, and Command Insignia Pin. For wear and description see applicable paragraphs [12.3.3](#) and [12.3.6](#).

6.2.5. Tie Tab. For wear and description see applicable [paragraph 4.1.2.5](#).

6.2.6. Studs. For wear and description see applicable [paragraph 4.2.4](#).

6.2.7. Cuff Links. For wear and description see applicable [paragraph 4.2.3](#).

6.2.8. Headgear. For wear and description see applicable [paragraph 7.2.6](#).

6.2.9. Outer garments. The only authorized headgear is the blue winter cap. The blue winter cap will only be worn with a full-length outer garment. For wear and description see applicable [paragraph 7.1.5](#).

6.2.10. Accessories. Garment accessories will be conservative and plain without design or ornamentation. For wear and description see applicable [paragraph 7.3](#).

6.2.11. Footwear. For wear and description see paragraphs [7.4.1.2](#), [7.4.1.4](#) through [7.4.1.7](#).

6.3. Maternity Service Dress Uniform (Class A and Class B). The Class A maternity service dress uniform will be worn with the blue long sleeved maternity blouse (military creases not authorized). The maternity jumper can be worn as the Class B uniform ([Figure 6.3](#)). If the maternity service dress jumper is worn as the Class B uniform, it will be worn with the blue short

sleeved maternity blouse. The maternity jumper is configured the same as the maternity service dress uniform jumper. The blue maternity service dress jumper will be no shorter than the top of the kneecap or longer than the bottom of the kneecap.

6.3.1. Maternity Slacks (Class B). Slacks will be dark blue with expansion panel.

6.3.2. Maternity Skirt (Class B). Dark blue (polyester serge) skirt with expansion panel.

6.3.3. Footwear. For wear and description see applicable paragraphs [7.4.1.2](#), [7.4.1.4](#) through [7.4.1.7](#).

6.4. Maternity Service Dress Uniform (Class A and Class B) Accoutrements.

6.4.1. Nametag. The Class A name tag is metal engraved, brushed satin silver finish with the last name engraved in blue lettering. The Class B name tag will be blue plastic with the last name engraved in white lettering. The name tag will be centered on the wearer's right even within 1 1/2-inches higher or lower than the bottom of the V-neck of the jumper. If ribbons are worn, the bottom of name tag will be parallel with bottom of ribbons. If ribbons are not worn, the name tag will be centered on the wearer's right within 1 1/2 inches above or below the first exposed button. An optional epoxy blue name tag may be worn with the Class B service dress uniform.

6.4.2. Duty Badges and Command Insignia Pin. For wear and description see applicable [12.3.9](#).

6.4.3. Ribbons. Airmen may wear all, some, or no ribbons and devices. If worn, center ribbons on the wearer's left, parallel with the ground. Align bottom of ribbons with the bottom of the name tag. Foreign badges and decorations or medals on the maternity service dress uniform are authorized, however, members must request/receive permission to wear foreign decorations they accept (refer to DAFMAN 36-2806, *Military Awards: Criteria and Procedures*, regarding acceptance). Wear criteria depends on the type of device the decoration represents. Foreign ribbons may be worn on the service (Class B) uniform if they are the same size as Air Force ribbons.

6.4.4. Tie Tab. The blue satin inverted-V tie tab with self-fastening tails is mandatory.

6.4.5. Cuff Links. Cuff links are optional with the maternity service dress uniform. If worn, they will either be silver, satin finish or highly polished with the "wing and star" design; silver, highly polished with the AF symbol; or plain silver, highly polished, commercial design with dimensions and shape similar to the "wing and star" cuff links.

6.4.6. Officer Rank Insignia. Officers wear shoulder mark insignia. Place shoulder mark insignia as close as possible to shoulder seam. Button blouse epaulets over jumper.

6.4.7. Enlisted Insignia. Enlisted will wear either 3 1/2-inch or 4-inch chevron rank centered on the outer arm halfway between the shoulder seam and elbow when bent at a 90-degree angle (long sleeved-shirt) or bottom edge of the sleeve (short sleeved-shirt).

6.4.8. Headgear. The only authorized headgear is the blue winter cap. The blue winter cap will only be worn with a full-length outer garment. For wear and description see applicable [paragraph 7.2.6](#).

6.4.9. Outer Garments. For wear and description see applicable [paragraph 7.1.5](#).

6.4.10. Accessories. Garment accessories will be conservative and plain without design or ornamentation. For wear and description see applicable [paragraph 7.3](#).

6.4.11. Footwear. For wear and description see paragraphs [7.4.1.2](#), [7.4.1.4](#) through [7.4.1.7](#).

Figure 6.1. Maternity Mess Dress Uniform.



Figure 6.2. Maternity Semi-Formal Dress Uniform.



Figure 6.3. Maternity Service Dress Uniform (Jumper) Class A (long sleeve) and Class B (short sleeve with jumper).



Figure 6.4. Maternity Service Dress Uniform (without Jumper) Class B.



6.5. Maternity OCP Uniforms.

6.5.1. For general OCP wear, care and procurement guidance see [paragraph 5.1](#).

6.5.2. Coat. Maternity Coats will be 50% nylon and 50% cotton. The coat is worn outside the trousers. The coat will not extend below the top of the cargo pocket on the trousers and will not be higher than the bottom of the opening of the side pocket on the trousers.

Commanders may prohibit or authorize rolling sleeves or folding cuffs on the OCP coat. If rolled up, the cuffs will remain visible, and the sleeve will rest at, or within 1-inch of the forearm when the arm is bent at a 90-degree angle. When sleeves are not rolled up, cuffs will remain visible or be folded inward twice. Do not affix patches or badges to the front pockets. Alterations that affect the functionality of the uniform are not authorized, e.g., sewing down collars or pockets. The OCP coat may be removed in the immediate work area as determined appropriate by local leadership, however, the OCP coat will be worn while interacting with customers/clients.

6.5.3. T-shirt. Airmen may purchase and wear a long or short sleeve breastfeeding T-shirt with their utility uniform. The T-shirt will be Coyote Brown (Tan 499) in color when worn with the OCP. The breastfeeding T-shirt will be tucked in unless worn with the maternity uniform. (**Note:** during flight operations t-shirts must be cotton or fire-retardant material due to added protection. T-shirts made of 100% nylon or polyester are not authorized during flight.)

6.5.4. Accoutrements. For wear description for the OCP refer to paragraphs [5.1.2](#) through [5.1.6.2.4](#).

6.5.5. Trousers. Trousers will be 50% nylon and 50% cotton. Maternity trousers will have a front stretch panel, covered by the OCP coat, and an elastic waistband. Maternity trousers are not required to be bloused during advanced stages of pregnancy. If not bloused, the draw string will be removed and trousers will be ankle length and hang naturally, barely resting on the boot without a break in the crease. Pockets will be secured, and items stowed in pockets will not be visible except pens stowed in the pen pocket. **Exception:** OCP patrol cap or beret may extend outside when placed in the OCP trouser cargo pocket.

6.5.6. All authorized maternity uniform combinations may be worn for up to six months after delivery

Figure 6.5. Maternity Operational Camouflage Pattern Uniform.



6.6. Physical Training Gear. DAF does not mandate maternity PTG. Pregnant members participating in unit PT may wear civilian clothing in the colors of blue, black, white, or grey. Commanders determine the required PTG configuration during organized PT events.

Chapter 7

OUTER GARMENTS, HEADGEAR, RANK INSIGNIA AND ACCESSORIES

7.1. Outer Garments. All outer garments (except Leather A-2 Flying Jacket) without name, insignia, AF symbol, accoutrements etc. may be worn with civilian attire.

7.1.1. 50/50 Acrylic Wool Pullover Sweater. Can only be worn with the Class B uniform. It can be worn under the lightweight blue jacket, the topcoat, and the all-weather coat. The dark blue, V-neck, with cuffed sleeves, 50% wool and 50% acrylic blend sweater is authorized as an indoor or outdoor garment. Tie/tab is optional. Member may wear collar of shirt inside or outside sweater. Do not expose the sweater when wearing another outer garment. Do not push up sleeves. Do not wear a name tag on the light weight, flat knit, pullover sweater. **Note:** Wing Commanders may require the wear of a tie/tab with all uniform combinations based on specific circumstances.

7.1.1.1. Officer Rank Insignia. Officers will wear shoulder mark rank insignia on the epaulets.

7.1.1.2. Enlisted Rank Insignia. Enlisted Airmen will wear metal rank insignia 5/8-inch from the shoulder/sleeve seam of the epaulet. The bottom of the rank insignia will face the sleeve seam with the metal rank positioned parallel to the edges of the epaulet. SNCOs may wear shoulder mark insignia.

Figure 7.1. Pullover Sweater.



7.1.2. Cardigan Sweater (blue). Can only be worn with the Class B uniform. It can be worn under the lightweight blue jacket, the topcoat, and the all-weather coat. The cardigan sweater will be 50% acrylic and 50% non-irritation wool blend. It can be worn with sleeves cuffed or uncuffed and is authorized as an indoor or outdoor garment. The sweater will be buttoned while outdoors and may be unbuttoned while indoors. **Exception:** Members may wear unbuttoned outdoors when worn with maternity uniforms. When buttoned, the sweater will be completely buttoned. The collar of the shirt may be worn inside or outside of the sweater.

Tie/tab is optional. Do not wear sleeves pushed up. Do not expose the sweater when wearing another outer garment. Do not wear a name tag on the cardigan sweater. Hospital personnel do not wear with white uniforms.

7.1.2.1. Officer Rank Insignia. Officers will wear shoulder mark rank insignia on the epaulets.

7.1.2.2. Enlisted Rank Insignia. Enlisted Airmen will wear metal rank insignia 5/8-inch from the shoulder/sleeve seam of the epaulet. The bottom of the rank insignia will face the sleeve seam with the metal rank positioned parallel to the edges of the epaulet. SNCOs may wear shoulder mark insignia.

Figure 7.2. Cardigan (blue) Sweater.



7.1.3. Lightweight Blue Jacket. Can only be worn with the Class B uniform and can be worn over the pullover or cardigan sweater. Females may wear the male version of the lightweight blue jacket. Blouses, if not tucked in, cannot be visible around the bottom of the lightweight blue jacket. It will be partially lined, water repellent and is authorized for wear inside and outside. It has a zipper front, two slanted pockets, knitted cuffs, and waistband. The jacket will be waist length with the zipper worn no lower than halfway between the collar and the waistband. The Air Force symbol may be embroidered on the jacket at the Airman's expense (<http://www.trademark.af.mil/symbol/embroidery/index.asp>). The jacket may be worn with or without an insulated liner. If worn, the liner will not be visible.

7.1.3.1. Officer Rank Insignia. Officers will center regular size rank insignia 5/8-inch from end of the epaulet and parallel with the sleeve seam, when applicable.

7.1.3.1.1. Colonel rank insignia is worn with the eagle's beak facing forward.

7.1.3.1.2. The stem on the Lieutenant Colonel and Major rank insignia will point away from the collar.

7.1.3.2. Enlisted Insignia. Enlisted Airmen may wear either 3 1/2-inch or 4-inch chevron rank centered on the outer arm halfway between the shoulder seam and elbow when bent at a 90-degree angle.

Figure 7.3. Lightweight Blue Jacket (Male and Female).



7.1.4. General Officer Lightweight Blue Jacket. The General Officer lightweight blue jacket mirrors the Air Force lightweight jacket in design with the following **Exceptions:** an elasticized crew-style collar, slash-style pockets with a snap down flap, and a tab with snap at the elasticized waistband. It may be worn inside or outside .

7.1.4.1. General officers will wear 1-inch stars point-to-center; 3/4-inch stars are optional, if unable to wear the 1-inch stars.

7.1.4.2. Generals will evenly space all four stars between the button securing the epaulet and the sleeve seam.

7.1.4.3. Lieutenant Generals will place one star on the center point of the epaulet and center the two remaining stars between the first star and the button securing the epaulet and the sleeve seam.

7.1.4.4. Major Generals will evenly space their stars between the center point of the epaulet and the button securing the epaulet and the sleeve seam.

7.1.4.5. Brigadier Generals will center their star between the button securing the epaulet and the sleeve seam.

7.1.5. Topcoat and the All-Weather Coat. The topcoat and all-weather coats will be blue. The length of the topcoat and all-weather coat will end between the bottom of the kneecap and the mid-calf. Can only be worn with the formal dress, mess dress, Class A, semi-formal dress, and Class B uniforms. Also, can be worn over the pullover and cardigan sweaters. Coats may be modified from double-breasted to single-breasted when wearing the maternity uniforms; remove all buttons from the front of the garment and instead attach 3 buttons to the left side front as follows: position the buttons approximately 1 1/2 inches from the left edge of the coat; align the top button with the first buttonhole and sew the other two buttons to align vertically with the top button; belt the coat in the back. Return buttons to original positions following pregnancy. For outdoor use only.

7.1.5.1. Officer Rank Insignia. Officers wear shoulder mark insignia. Center 1-inch metal rank insignia 5/8-inch from end of epaulet. All Generals wear 1-inch stars. 3/4-inch stars are optional if unable to wear the 1-inch stars.

7.1.5.2. Enlisted Insignia. Metal rank insignia is worn centered 1-inch up from the bottom of the collar and parallel to the outer edge of the collar. Alternatively, enlisted Airmen may wear 3 1/2 or 4-inch chevrons centered on the outer arm halfway between the shoulder seam and elbow when bent at a 90-degree angle.

7.1.6. Gen III, level VI OCP Jacket. The OCP jacket may only be worn with the OCP uniform and flight duty uniforms (see [Chapter 9](#) for flight duty uniform guidance). For outdoor use only. The OCP jacket will have a spice brown slip-on rank worn on the rank tab. Jacket will be always zipped no lower than mid-point on the rank tab when worn. **Exception:** When worn with OCP maternity uniform, members may wear jacket unzipped. A coyote brown fleece liner may be worn under the OCP jacket; however, the fleece liner will not be visible. **Note:** Nametapes cannot be placed on the OCP jacket without affecting the jacket's performance or protection level. It is the only OCP jacket without nametapes.

Figure 7.4. Gen III, Level VI OCP Jacket and Level VII Parka.



Gen III, Level VI OCP Jacket

7.1.7. Coyote Brown Fleece (OCP). May be worn indoors or outdoors. The coyote brown fleece is authorized for wear as an outer garment with the OCP only and over the OCP coat. It will have a Velcro® OCP nametape with spice brown lettering centered between the zipper and sleeve seam on the wearer's right chest. It will also have a 2-inch squared Velcro® subdued cloth rank with OCP background flushed and centered above the nametape on the wearer's right chest. **Exception:** Lieutenant General and General rank will be a 3 1/4-inch by 2-inch Velcro® subdued cloth rank. A Velcro® OCP U.S. Air Force tape with spice brown, block lettering will be even with the nametape and centered between the zipper and sleeve seam on the wearer's left chest. **Note:** Airmen may sew-on or use Velcro® backing for nametape, USAF tape, and rank but will not mix sewn-on and Velcro® tapes or rank. Security Forces personnel and Fire Protection personnel (officer & enlisted) may wear the applicable Security Forces or Fire Protection shield (must be OCP cloth shields; metal shields are not authorized) on the left side of the fleece, centered below and flushed up to the USAF tape. The shield may be sewn-on or attached with Velcro®. The fleece will be zipped no lower than the top of the nametape. The collar will be folded over and resting on the shoulder, chest, and back when the zipper is not completely zipped. **Exception:** When worn with OCP maternity uniform, members may wear the fleece unzipped. The bottom length of the fleece will match as closely as possible to the bottom length of the OCP coat. Do not roll or push up the sleeves.

Figure 7.5. Coyote Brown Fleece Jacket.



7.1.8. N3B Cold-Weather Parka. Can be worn with all uniform combinations. For outdoor use only. The cold weather parka will be green with a fur-edged hood. When worn, the parka will be zipped at all times, rest the hood neatly on the upper back when not in use. Do not wear rank insignia on the cold-weather parka.

Figure 7.6. N3B Cold Weather Parka

7.1.9. Gen III, Level VII. Provides protection similar to the N3B cold-weather parka with the fur lined hood and may be worn with all uniform combinations. For outdoor use only. MAJCOM and wing commanders that issue the cold-weather climate gear will determine Gen III, Level VII wear policy for their MAJCOM or installations and should mirror the N3B cold-weather parka wear policy. Wear OCP nametapes on the Gen III, Level VII coat.

Figure 7.7. Gen III, Level VII Parka.

7.1.10. Commercial Cold-Weather Outerwear. Commercial cold-weather OCP outerwear may be worn with the OCP uniform, for outdoor use only. If worn, commercial outerwear must be OCP pattern or coyote brown. Wear nametape, USAF tape, rank, and patches in the same configuration as the OCP uniform. **Exception:** Commercially procured maternity cold-weather outerwear may be worn without nametapes, USAF tape, rank, and patches if outerwear does not have Velcro spots for those items to be worn. Maternity cold-weather outerwear should be either OCP-patterned or solid black, dark blue, dark green, dark brown, or coyote brown in color (**Note:** Solid black and dark blue are the only colors that may be worn with service dress options).

7.2. Headgear.

7.2.1. The Male Service Cap (Wheel Cap). Will only be worn with the service dress (Class A) and service uniforms (Class B). For placement of appropriate clouds, darts, and cap insignia, see Figures 7.7 and 7.8. The visor-type service cap is banded with dark blue 1 3/4-inch braid and has a front black chin strap. An optional version has a braid of an open mesh construction and an optional black leather back strap. The cap sits squarely on the head with no hair protruding in front of the cap. Officers wear the service cap insignia without a circle and with the appropriate clouds and darts (based on rank) centered on the front of the cap. Enlisted wear the service cap insignia with a circle, centered on the front of the cap. Service cap is mandatory for Majors and above to maintain and optional for all others.

7.2.2. The Female Service Cap (Bucket Cap). Will only be worn with the Class A and B service dress uniforms. Women are authorized to wear the male service cap. For placement of appropriate clouds, darts, and cap insignia, see Figures 7.7 and 7.8. Rounded design, sides form a front brim, with a solid blue hat cover. The cap sits squarely on the head. Clear plastic rain scarf or white net wind scarf is optional. Scarf will have a helmet-type designed to cover headgear and tie under chin. Officers wear the service cap insignia without a circle and with the appropriate rank-based clouds and darts centered on the front of the cap. Enlisted wear the service cap insignia with a circle, centered on the front of the cap. Service cap is mandatory for Majors and above to maintain and optional for all others.

7.2.3. Service Cap Rank Indicators and Insignia.

7.2.3.1. General Officer Service Cap. The visor will have three clouds and darts on each side and the insignia will not have a circle.

7.2.3.2. Field Grade Officer Service Cap. The visor will have two clouds and darts on each side and the insignia will not have a circle.

7.2.3.3. Company Grade Officer Service Cap. The visor will be plain black (female service cap visor will be blue) and the insignia will not have a circle.

7.2.3.4. Enlisted Service Cap. The visor will be plain black (female service cap visor will be blue) and the insignia will have a circle.

Figure 7.8. Service Cap and Insignia.**Figure 7.9. Service Cap Visor Insignia.**

7.2.4. Flight Cap. Will only be worn with the service dress, service, Air Force food services, and flight duty uniforms. All shades and material are authorized with service dress, service, and flight duty uniforms. Do not tuck cap under epaulets. Women may wear the men's flight cap. For placement of appropriate rank insignia, see [Figure 7.10](#).

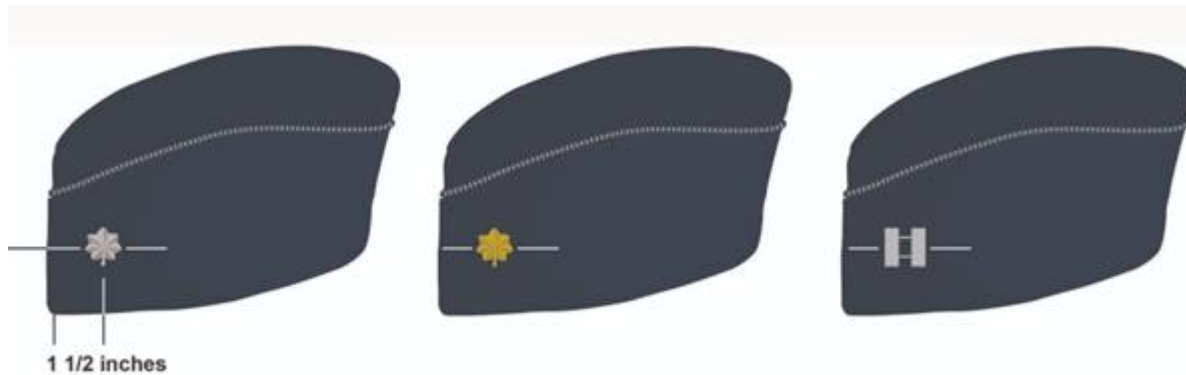
7.2.4.1. Male and Female. The flight cap will be worn slightly to the wearer's right with vertical creases of the cap in line with the center of the forehead and in a straight line with the nose. The cap extends approximately 1-inch from the eyebrows in the front and the opening of cap is to the rear. If not worn, tuck under the belt on wearer's left side, between the first and second belt loops; cap will not fold over belt or be visible below service coat.

7.2.4.2. General Officer Flight Cap. The flight cap will be blue with a solid silver braid along the overlapping edge of the flight cap. Rank insignia will be worn on the wearer's left with the first star 1 1/2-inches from the front edge of the flight cap. The bottom two points of the stars will be parallel with the bottom of the flight cap. Stars will be lined up one immediately after the other. General officers will wear 1-inch stars or 3/4-inch stars if unable to wear the 1-inch stars.

7.2.4.3. Field Grade and Company Grade Officer Flight Cap. The flight cap will be blue with a silver and blue braid along the overlapping edge of the flight cap. Regular sized rank insignia will be worn on the wearer's left side, 1 1/2-inch from the front edge flight cap. Colonel rank insignia is worn with the eagle's beak pointed forward. The stem of the Major and Lieutenant Colonel oak leaf will point toward the ground.

7.2.4.4. Enlisted Flight Cap. The enlisted flight cap will be plain blue.

Figure 7.10. Rank Placement Example Men and Women Flight Caps.



7.2.5. Beret. Worn only by designated Airmen and will only be worn with the Class A and B service dress, OCP and flight duty uniforms. Position headband straight across the forehead, 1-inch above the eyebrows. Drape the top over the right ear and the stiffener. Align cloth flash above the left eye. Adjust ribbon for comfort, tie in a knot, and tuck inside or cut-off. The cloth flash will be sewn to the center of the stiffener, with hook and loop backing for ease of change out for cleanliness of the flash, 1/4-inch above and parallel to the headband.

7.2.6. Blue Winter Cap. Cap will only be worn with a full-length outer garment, while wearing the formal dress, mess dress, semi-formal, Class A and B uniforms. It should not be worn with light-weight blue jacket, pullover sweater or blue cardigan sweaters. The blue winter cap will be commercial design with ear and neck flaps, ribbon tie or strap with a covered metal snap fastener. The blue winter cap will be wool and polyester serge mouton and have a snap fastener cover. Rank insignia will not be worn on the winter cap.

7.2.7. Watch Cap. Watch cap may be worn when approved by the Installation Commander. When worn, the watch cap will be pulled down snugly on the head; the bottom edge (all) of the cap may be folded to allow proper fit, but not rolled. The back of the cap should run across the nape of the neck and the front of cap should not be touching eyebrows nor higher than center of forehead; hair will not protrude from front of cap. No bunching or sagging. It will be commercially designed, plain, solid black, sage green, or coyote brown knit or fleece/microfiber material. Do not wear rank insignia.

7.2.7.1. Black Watch Cap. When permitted, may be worn with Class A and B uniforms, OCP or PTG.

7.2.7.2. Sage Green Watch Cap. When permitted, may be worn with the PTG.

7.2.7.3. Coyote Brown Watch Cap. When permitted, may be worn with the OCP uniform or PTG.

7.2.8. Organizational Cap. May be worn with the OCP by the following personnel/units. For placement of appropriate rank insignia, see [Figure 7.11](#).

7.2.8.1. Red Horse Squadrons may wear a red baseball cap with the RED HORSE emblem centered on the cap front. The unit numerical designation will be printed on the dozer blade in black print. Officers will center subdued metal rank on the front of the cap. For placement of appropriate rank insignia, see [paragraph 5.1.10.1](#). Red Horse squadron caps will not be worn with the all-weather coat.

7.2.8.2. Combat Arms Training and Maintenance (CATM) personnel are authorized to wear a red baseball type cap with the letters CATM embossed with 1-inch black letters while performing duties on the range complex. Previous issued COMBAT ARMS caps remain authorized until replaced through attrition. The combat arms or CATMs cap is only to be worn while performing duties on the range complex and will not be worn outside the range complex.

7.2.8.3. The Air Force Honor Guard may wear a black ball cap with 5/8-inch tall USAF HONOR GUARD silver letters centered on the front of the cap. Ball cap may only be worn with the OCP utility uniform.

Figure 7.11. Rank Placement on OCP Cap.



7.3. Jewelry, Eyewear, Electronic Devices, Bags, Backpacks, Cold Weather and Other Accessories. Personal accessories not listed in this instruction are not authorized for wear.

7.3.1. Jewelry. Jewelry will be plain and conservative (moderate, being within reasonable limits; not excessive or extreme) as determined by the local commander.

7.3.1.1. Earrings. Male Airmen are not authorized to wear earrings while in uniform or in civilian attire for official duty but are authorized to wear earrings in civilian attire while off duty on a military installation. Female Airmen may wear small (not exceeding six mm in diameter) conservative round or square white diamond, gold, white pearl, or silver earrings as a set with any uniform combination. If member has multiple earring holes, only one set of earrings is authorized for wear in uniform and will be worn in the lower earlobes. Earrings will match and fit tightly without extending below the earlobe unless the piece extending is the connecting band on clip earrings. When not wearing earrings, male and female Airmen are authorized to wear transparent piercing spacer(s) in lower earlobes while in uniform. Transparent spacers are not allowed in ear holes outside of the lower earlobes or any other piercing holes visible in uniform (nose, lip, eyebrow, etc.). Piercing holes will not be large enough to permit light to shine through.

7.3.1.2. Bracelets. Airmen may wear one bracelet around their wrist. If worn, the bracelet will be conservative in design, no wider than ½-inch, black, gold or silver in color, and will not contain inappropriate pictures or writing. Medical alert/identification bracelets are authorized; if worn, medical alert/identification bracelets will be conservative and moderate. Gemstones/tennis bracelets may only be worn with the mess dress uniform. Bracelets espousing support for cause, philosophy, individual or group are not authorized. **Exception:** Traditional metal POW/MIA/KIA bracelets, which come in colors besides silver, bronze, or gold, remain authorized. Ankle bracelets are not authorized.

7.3.1.3. Watches/Smart watches. Must be conservative and only one can be worn around the wrist while in uniform, PTG, or civilian attire in an official capacity. Conservative examples, not all inclusive, are solid color black, brown, silver or gold. Prohibited examples include diamond-covered, neon, bright colors, and bands that exceed 1-inch width. **Exception:** For smart watches or fitness trackers - color and band width (may be up to 1 1/2-inch width in physical training gear) restrictions do not apply when worn with physical training gear.

7.3.1.4. Rings. Service members may wear a total of no more than three rings; wedding sets count as one ring when worn as a set. Rings will be worn at the base of the finger and may be worn on the thumb.

7.3.1.5. Necklaces. Will not be visible at any time. If worn, will be concealed under a collar or undershirt.

7.3.2. Eyeglasses/Sunglasses. Eyeglasses and sunglasses will not be worn around the neck or on top/back of head or exposed hanging on the uniform. Eyeglasses and sunglasses may have conservative ornamentation on non-prescription sunglasses or eyeglasses, frames will be a conservative color: black, brown, white, dark blue, gray, or transparent material, or gold or silver wire. Brand name glasses may be worn with small logo on frames or lenses. Logo may contrast with frame color or lenses in conservative colors such as black, brown, matte silver/gold). Conservative wrap-around sunglasses may be worn. Conservative, clear, slightly tinted, mirrored, or photosensitive lenses are authorized. Sunglasses, to include darkened photosensitive lenses, are not authorized in formation. **Exception:** Sunglasses are authorized for medical reasons such as PRK/Lasik surgery and when authorized by a commander or commandant on the advice of a medical official.

7.3.3. Contact Lenses. Contact lenses will be natural looking in shape and design. They will be clear in color and not change the color of the member's natural eye color.

7.3.4. Electronic Devices. Electronic devices are small electronic equipment such as personal or official cellular phones, hands-free devices, Fitbits™ and other small, conservative size fitness trackers. One handheld electronic device may be attached to a belt/waistband on either side or clipped to a purse. Handheld electronic devices, if worn on the belt/waistband or clipped to a purse, will be plain black, silver, dark blue, or gray. Holster and other storage devices used to attach handheld electronic devices to the uniform or purse will be plain black, silver, dark blue, or gray. Handheld electronic devices not worn on the belt/waistband or clipped to a purse can be any color. Pedometers are allowed to be worn on boots or shoes while in uniform but must be dark blue or black in color and attach without interfering with the work area or causing a safety hazard.

7.3.4.1. Wear and use of an earpiece, any Bluetooth® wireless technology, or headphones, while in uniform, indoors or outdoors, is authorized for official duties or as determined by Installation Commanders, delegable no lower than squadron commanders. **Exception:** Headphones and earphones are authorized during travel on public transportation (i.e., bus, train, or air travel) and/or while wearing the Physical Training Gear (PTG) during individual or personal PT in the fitness center or on designated running areas unless prohibited by the Installation Commander. Use of a hands-free device is authorized while in uniform operating a motor vehicle if local policy permits.

7.3.4.2. Use of personal electronic media devices, including cellular phones, earpieces, speaker phones or text messaging while walking in uniform is authorized. Military customs and courtesies take precedence. **Note:** Authorized colors of earpieces worn while in uniform are white, black, brown, dark blue or gray.

7.3.5. Attaché Cases/Gym/Messenger/Computer/Lunch Bags/Back Packs/Handbags/Clutch-Style Purses/Wallets, etc.

7.3.5.1. Attaché Cases/Messenger/Computer/Lunch Bags. Items will be solid black, brown, gray, or dark blue in color and carried in the left hand or shoulder if using a shoulder strap. Bags will be without design. Small logos are authorized.

7.3.5.2. Gym Bags. Gym bags will be solid black, brown, gray, dark blue, olive drab green, tan, sage green, or OCP-patterned with matching stitching and carried in the left hand. Bags will be without design unless OCP patterned. Use of a shoulder strap is authorized on either shoulder, or the strap may cross the body so long as it does not interfere with rendering the proper salute. Logos of any size are authorized on the bag.

7.3.5.3. Backpacks. Solid black, brown, gray, or dark blue back packs may be worn with any uniform combination. Backpacks will be a single color, without design unless OCP patterned. Olive drab green, tan, sage green, or OCP-patterned back packs may be worn with the OCP. Small logos are authorized. Airmen may wear either a sling style backpack or two-strap backpacks. Sling backpacks will be worn across the chest, if carried on shoulder wear on the left shoulder. Two-strap backpacks will be worn on the left shoulder or both shoulders as long as it does not interfere with rendering the proper salute. Backpacks will not have ornamentation, high-gloss, designs, or hanging/dangling objects. Small gold or silver clasp authorized but chains are not authorized.

7.3.5.4. Handbags. Handbags for all uniform combinations will be solid black, brown, gray, dark blue leather, or vinyl. Bag will be without design and without ornamentation however, a single small logo not to exceed 1-inch in diameter is authorized. Bag may be with or without plain fold-over flap, with or without single-placed silver or gold-colored clasp. Stitching will be black, white, or the same color as handbag. Handbags may have up to two adjustable shoulder straps with or without buckles on the straps.

7.3.5.5. Clutch-Style Purses/Wallets. Hand carried clutch-style purses/wallets for all uniform combinations will be solid black, brown, gray, or dark blue smooth or scotch-grain leather, patent leather, high-gloss, or manmade material without design and without ornamentation. Stitching will be black or white or the same color as purse/wallet. Fabric, suede, and patent leather may be carried with the mess dress, formal dress, and ceremonial dress uniforms. Hand carried clutch-style purses/wallets will be no larger than 6½ (H) x 11(W)-inches or no smaller than 5(H) x 9(W)-inches. Hand carried clutch-style purses/wallets will have a concealed closure and may have a wrist strap.

7.3.6. Lanyards/Access Passes/Identification Badges/Common Access Cards. Lanyards will be conservative in nature, dark colors, silver small conservative chains, or clear plastic. Access passes, identification badges, and common access cards are only authorized for wear when required within the confines of the location for which they were issued. When worn, they will be worn on the front of the body above the waist and below the neck and must not present a safety hazard.

7.3.7. Umbrella. Umbrellas will be plain, solid black, gray, brown or dark blue and carried in the left hand.

7.3.8. Cold Weather Accessories. Cold weather accessories may be worn without wearing authorized outer garments. Except for functional items, cold weather accessories are only worn while outdoors.

7.3.8.1. Gloves. Gloves may be worn with all uniforms or authorized outer garments and must be one solid color. They will be leather, knitted, tricot or suede, or a combination of leather, knitted, tricot, and suede. Coyote brown or black gloves may be worn with OCP uniform. Black or sage green gloves may be worn with the Flight Duty Uniform (FDU) or all authorized outer garments to the FDU. Only black gloves may be worn with the service dress uniform and all approved outer garments worn with the dress uniforms.

7.3.8.2. Scarf. A black scarf may be worn with all uniforms and authorized outer garments. A black or coyote brown scarf may be worn with OCP uniform. The scarf must be tucked in when worn with outer garments. The scarf will not exceed 10-inches in width and can be knit, all wool or cotton simplex, with or without a napped surface.

7.3.8.3. Earmuffs and Cold Weather Headbands. Black earmuffs or headbands may be worn with all uniform combinations and all authorized outer garments. Earmuffs may wrap around either the top or rear of the head.

7.3.8.4. Neckgaiter. A black neckgaiter may be worn with all uniforms or authorized outer garments. A black or coyote brown scarf may be worn with OCP uniform. It may be worn as a neck warmer or balaclava (may cover the nose).

7.4. Footwear.

7.4.1. Footwear (Males/Females). Footwear is required when wearing all uniforms. Athletic shoes will only be worn with the physical training gear unless medically necessary as determined by appropriate medical authorities and approved by the commander.

7.4.1.1. Black Socks (Male/Females). Socks will be plain without design, clean, and serviceable. Wear with low quarters, dress boots and black jungle/combat boots. Additional socks may be worn under the black socks as long as they are not visible. See [paragraph 5.1.11](#) for OCP guidance.

7.4.1.2. Low Quarters (Males/Females). Wear black low-quarters with the formal dress, mess dress (optional for females - trousers and slacks only), semi-formal , service dress (Class A) and service uniforms (Class B) (authorized with all maternity Class A & Class B uniforms). Black combat boots and dress boots are also an option with the Class A & Class B uniforms. Shoes will be low quarter, oxford-style, lace-up with a plain rounded toe or a plain rounded-capped toe. Soles will not exceed 1/2-inch in thickness and the heel will not exceed 1-inch in height (measured from the inside front of the heel); however, the sole may have a low wedge heel. Airmen may wear taps on their shoes to preserve the heels as long as the taps do not change the intended appearance of the shoes. They will be plain, clean, and serviceable, and without ornamentation such as buckles, bows, or straps. Shoes will be smooth or scotch-grained leather or manmade material. Shoes will be shined; high gloss or patent finish is optional.

7.4.1.3. Dress Boot (Males). May wear with the Class A and Class B uniforms. If worn, the dress boot sole will be black plain rounded toe or rounded capped toe. A zipper or elastic inserts may be worn; however, if worn they will be without design. The sole will not exceed 1/2-inch in thickness and heel will not exceed 1-inch in height (measured from the inside front of the heel). High-gloss or patent finish is optional.

7.4.1.4. Dress Boots (Females). May wear with the Class A, Class B, and all blue maternity uniforms. During inclement weather, boots may be worn with skirt or slacks; however, if worn with skirt, remove boots while in the workplace and wear pumps, slip-on shoes, or low quarters. Heels will be no higher than 2½-inches measured from the inside sole of the boot to the end of the heel lift. The tip of the heel must exceed 1/2-inch in diameter or larger than the body of the boot. Pointed or squared toes and extreme heel shapes are not authorized. They will be plain, clean, and serviceable, without ornamentation such as buckles, bows, or straps. The material will be smooth, scotch-grained leather or a manmade material. They may be high-gloss or patent finish.

7.4.1.5. Hosiery (Female). Hosiery may be worn with the formal dress, mess dress, semi-formal dress, and service dress uniform (skirt). If worn, hosiery will be plain, sheer, or nylon in neutral, dark brown, black, or dark blue shades. Do not wear patterned hosiery with any uniform. If not wearing hosiery with slacks, plain (not patterned) black socks may be worn.

7.4.1.6. Pumps (Females). Will be worn with the formal dress. Optional with the mess dress, service dress Class A, Class B, semi-formal uniforms, and all blue maternity uniforms. Black pumps will be low cut and rounded throat (the top opening) with a raised heel no higher than 3-inches measured from the inside sole of the shoe to the end of the

heel lift. The tip of the heel must exceed 1/2-inch in diameter or larger than the body of the shoe. Pointed or squared toes and extreme heel shapes are not authorized. They will be plain, clean, and serviceable without ornamentation such as buckles, bows, or straps. The material will be smooth, scotch-grained leather or a manmade material. They may be high-gloss or patent finish.

7.4.1.7. Slip-on Shoes (Females). Can be worn (optional) with the Class A, Class B, and all blue maternity uniforms. Commercially designed step-in shoes where the top of the shoe goes over the top of the foot, with rounded toe or plain rounded capped toe and must have a back. Pointed or squared toes and extreme heel shapes are not authorized. They will be plain, clean, and serviceable without ornamentation such as buckles, bows, or straps. The material will be smooth, scotch-grained leather or a manmade material. They may be high-gloss or patent finish.

7.4.2. Footwear Combat Boots (Males/Females).

7.4.2.1. Coyote Brown Combat Boots. Wear Coyote Brown combat boots only with the OCP. Athletic shoes may be worn if medically necessary, as determined by competent medical authorities at a civilian or military treatment facility and approved by the commander. **Exception:** Commanders may authorize wear of black combat boots in some situations. See [paragraph 7.4.2.3](#). The soling material will not exceed 2-inches in height. Airmen may wear taps on their boots to preserve the heels as long as the taps do not change the intended appearance of the boots. Boots will be laced up with plain rounded toe or rounded capped toe with or without a perforated seam. Laces will either be tied and tucked in the boot or tied and wrapped around the boot. A zipper or elastic inserts may be worn; however, if worn, they will be without design. Boots can be either with or without a safety toe. Logos will be the same color as the boot. Designs are not authorized.

7.4.2.2. Black Combat Boots. Airmen may wear with the Class A and B uniforms.

Exception: Not authorized when wearing the skirt or maternity jumper. When worn, laces will either be tied and tucked in the boot or tied and wrapped around the boot. Logos will be the same color as the boot. Designs are not authorized. **Note:** Blousing is authorized for the following: Pararescue, Combat Rescue Officers, Survival, Evasion, Resistance, and Escape Specialists, Combat Control, Special Tactics Officers, Air-Weather Service Parachutists, Tactical Air Control Party Officers, and Tactical Air Control Party.

7.4.2.3. Installation Commanders may authorize the wear of black combat boots with the utility uniform on their installation where they deem necessary. This exception is not specifically restricted to flightline activities; it may be applied where industrial products or processes cause irreparable damage to the coyote brown combat boots. Coyote brown uniform boots must be worn when departing the installation and other areas not designated for wear by the Installation Commander.

7.5. Undergarments (Mandatory). Appropriate undergarments are required to be worn with all uniform combinations. Males will wear undershirt and underpants with all uniforms. Females will wear bra and underpants with all uniforms. If worn, undershirts will not have pockets.

Chapter 8

PHYSICAL TRAINING GEAR

8.1. Physical Training Gear (PTG). PTG is authorized for wear by Air Force military personnel (including retired personnel) and the Secretary and Under Secretary of the Air Force.

Figure 8.1. Physical Training Gear (PTG) and PTG Running Suit.



8.1.1. Installation commanders may temporarily adjust wear policy to address immediate safety or mission/operation concerns and may be more restrictive with wear policy (e.g., no hats or sunglasses during organized fitness events, no head or earphones due to safety concerns, etc.) to support unit cohesion and present a standardized image.

8.1.2. Airmen must wear the PTG during physical fitness assessments and while participating in organized PT events as designated by the commander. **(T-2)** Squadron Commanders may authorize the wear of the morale undershirt with all PTG on Fridays. The AFR and ANG commanders may authorize morale undershirt wear with all PTG during weekend drills on Fridays, Saturdays, or Sundays. In addition, if PTG items are worn during individual or personal PT, the following guidelines apply (exceptions noted):

8.1.3. PTG Jacket. If worn, the jacket will be zipped at least halfway between the waistband and collar. Sleeves will end within 1-inch of the wrist.

8.1.4. T-shirt.

8.1.4.1. Short-sleeved PTG shirt. Wear the short-sleeve shirt tucked or untucked into shorts or running pants. If untucked, shirt must extend to the bottom of the side pocket on the shorts and pants but will not cover the shorts reflective material. Do not remove or cut sleeves. Short and long-sleeved white, black, or light gray form fitting undershirts, (i.e., spandex, Lycra® or elastic material) to include those with a mock neck may be worn and visible under the short-sleeved PTG shirt. Undershirt must not extend lower or be longer than untucked PTG shirt. Commanders may standardize whether shirts will be worn tucked or untucked in formations or organized unit physical training.

8.1.4.2. Optional long-sleeved PTG shirt. Wear the long-sleeve shirt tucked or untucked into shorts or running pants; if untucked, shirt must extend to the bottom of the side pocket on the shorts and pants but will not cover the shorts reflective material. Do not push up, remove, or cut sleeves. Short and long sleeved form fitting undershirts, (i.e., spandex, Lycra® or elastic material) to include those with a mock neck may be worn and visible (at neck only) under the long-sleeved PTG shirt. Undershirt must not extend lower or be longer than untucked long-sleeved PTG shirt. There is no color restriction on the form fitting undershirt unless visible; if visible, form fitting undershirts will be white, black, or light grey. Undershirt may have a visible small trademark logo. Commanders may standardize whether shirts will be worn tucked or untucked in formations or organized unit physical training.

Figure 8.2. PTG Optional Items (Long Sleeve T-Shirt and Long Sleeve Sweatshirt).





8.1.4.3. Optional PTG sweatshirt. The sweatshirt will extend no lower than six inches below the natural waistline. Do not push up, remove, or cut sleeves. Short and long sleeved form fitting undershirts, (i.e., spandex, Lycra® or elastic material) to include those with a mock neck may be worn and visible (at neck only) under the PTG sweatshirt. Undershirt must be tucked in. There is no color restriction on the form fitting undershirt; if visible, form fitting undershirts will be white, black, or light grey; undershirt may have visible small trademark logo.

8.1.5. Shorts/Running Pants.

8.1.5.1. PTG running pants. The waistband will rest at or within 2-inches of the natural waistline. Both pant legs will extend below the ankles and will be zipped to within 1-inch of the bottom.

8.1.5.2. PTG shorts (with reflective material) and optional PTG running shorts (without reflective material). The PTG shorts waistband will rest at or within 2-inches of the natural waistline. The lining in the PTG shorts may be removed. Short, mid, and full-length solid black, white, or dark blue form fitting sportswear (i.e., spandex, Lycra, or elastic) may be worn and visible under both the PTG and optional PTG running shorts.

8.1.6. Footwear.

8.1.6.1. Socks. Socks are mandatory. Socks will be a solid color black, white, dark blue, gray, desert sand, tan, DLA-issued green, or coyote brown) color and may have small trademark logos. Local commanders may implement policies for standardization within units.

8.1.6.2. Athletic style shoes. Athletic style shoes are mandatory. There are no restrictions on the color of the athletic shoes.

8.1.7. Headgear.

8.1.7.1. Installation commanders may authorize wear of an optional solid black, white, or dark blue baseball/sport cap and/or sweatband with the Air Force symbol or U.S. Air Force printed/embroidered on the front during organized PT. This is also authorized during individual PT. If authorized, wear caps outdoors only.

8.1.7.2. Commanders may authorize wear of an embroidered" solid black, white, or dark blue baseball/sports cap for PT excellence. If worn, the baseball/sport cap will have the words "Excellence for PT", "Excellence in PT" or a combination of the two, in small, embroidered letters, no more than 1/2-inch in height. Patches, large logos, and multi-patterned caps are not authorized. Other unit or organizational issued hats are not authorized with the PTG. Headgear may be worn during individual PT, outdoors only.

8.1.7.3. Do not wear bandanas and other similar headscarves or headgear. **Exception:** Airmen with an approved medical waiver.

8.1.8. Undergarments. Appropriate undergarments are required to be worn with all PTG combinations.

8.1.9. Cold Weather Accessories. Cold weather accessories may be worn outdoors only.

8.1.9.1. Watch Cap. If worn, will be plain, solid black, dark blue, sage green, or coyote brown without logos.

8.1.9.2. Gloves. Gloves will be black or dark blue, small logos are authorized not to exceed 1 square inch.

8.1.9.3. Scarf. The scarf will be black or dark blue, all wool or cotton simplex, with or without napped surface, and less than 10-inches in width.

8.1.9.4. Balaclava. A solid black balaclava made of any material may be worn with PTG while performing physical fitness activities outdoors. Tuck excess neck material into the PTG shirt.

8.1.9.5. Earmuffs and Cold Weather Headbands. Solid black or dark blue earmuffs or headbands made of any material may be worn with PTG outdoors. They may wrap around either the top or rear of the head.

8.1.9.6. Do not wear fleece outerwear with the PTG.

8.1.10. Airmen may wear PTG items with conservative civilian or personal attire during individual or personal PT or while off-duty (e.g., PT shirt with personal shorts/pants, PT jacket with personal shirt/pants/shorts, etc.). Do not wear PTG with civilian or personal items that contain offensive wording, graphics, or photos.

8.1.11. Headphones and earphones are authorized while in the fitness center or on designated running areas unless prohibited by the Installation Commander.

8.1.12. Long hair must be secured and may extend below the shoulder blades.

8.1.13. Proper military customs and courtesies honoring the flag during reveille/retreat will apply. Saluting due to rank recognition is not required when wearing the PTG.

8.1.14. For accessions, Professional Military Education (PME) and academic training environments such as the United States Air Force Academy, Squadron Officer School, or Basic Military Training, commanders, or equivalent, will determine which PT events are organized. In these environments, students and staff may wear unit-specific PT gear to meet necessary training requirements to include staff and student distinction or student squadron affiliation.

Chapter 9

FLIGHT DUTY UNIFORM

9.1. Flight Duty Uniform (FDU) and Desert Flight Duty Uniform (DFDU) Wear Guidance. The FDU and DFDU meet unique organizational and functional work requirements and are comprised of both distinctive and functional clothing items. Members will sew Velcro® on FDU/DFDU and equipment so they can remove any patches/accoutrements during contingencies. (T-1)

Figure 9.1. Flight Duty and Desert Flight Duty Uniforms.



9.1.1. Distinctive clothing. For guidance on those items that are unique to the uniform and are worn only when performing the duties for which they are issued see [Chapter 10](#).

9.1.2. Functional clothing items such as parkas, protective footwear, and specialized winter flight clothing will be issued as required. MAJCOM or Installation Commanders will prescribe wear instructions in supplements to this instruction.

9.1.3. Exceptions. Organizations requiring exception to FDU/DFDU wear policy should submit an Exception to Policy request through their MAJCOM/A3 or equivalent channels to HAF Total Force Aircrew Management (AF/A3T).

9.1.4. Maintain the FDU/DFDU and Flight Jacket in accordance with Technical Order (T.O.) 14P3-1- 112, *Maintenance Instructions Nomex Flight Gear, Coveralls, Gloves, Jacket*.

9.2. Authorized FDU/DFDU Wear. Personnel authorized wear of the FDU/DFDU will comply with this instruction, as well as applicable MAJCOM supplements, regardless of AFSC or unit of assignment.

9.2.1. The FDU/DFDU is authorized for wear for ground and flight duties by individuals who perform flying, parachutist, space, and missile crew duties: flight duty includes preparation, preflight, in-flight, post-flight, and other flight related duties associated with aircraft operations. It is authorized for wear by personnel with an Aircrew Position Identifier 1 thru 9 and A thru G (Rated Officers, Career Enlisted Aviators 1AXXX, and 1UXXX). Additionally, guidance for Rated Officers assigned to an Aircrew Position Identifier-0 and Career Enlisted Aviators assigned to Aircrew Position Identifier-Z positions that are on active aeronautical orders, or personnel identified as Operations Support/Non-interference flyers currently on active aeronautical orders authorized to perform in-flight aircrew or parachutist duties is outlined in DAFMAN 11-401, *Aviation Management*, Attachment 3. Finally, guidance on the FDU/DFDU wear authorization by personnel in Space/Missile Crew AFSCs: 13N, 13SXA, 13SXB, 13SXC, 13SXD, 13SXE, and 1C6XX; Non-rated and non-Career Enlisted Aviator AFSCs: 13HX and 1H0X1; Aeromedical Evacuation Corps AFSCs: 46F and X4N0; Flying Crew Chiefs is provided in DAFI 21-101, *Aircraft and Equipment Maintenance Management*, and Security Forces Ravens provided in DAFI 31-101, *Integrated Defense (ID)*. Airmen authorized special articles of clothing under an allowance standard will wear the uniform prescribed by the local unit commander and recommended for the type of mission performed. Space and missile crew duties will be defined by MAJCOM supplement to this instruction.

9.2.2. Operations Support/Non-interference flyers. Flight clothing worn by Operations Support/Non-interference flyers is only worn on days when actual flying is planned or anticipated. (The member must be assigned to an aircrew-prefixed manpower position on the Unit Manning Document).

9.2.3. Personnel not on active aeronautical orders are restricted to flight-related and space and missile crew duties only. **Exception:** Space and missile crew FDU/DFDU wear guidance will be outlined in MAJCOM supplements to this instruction.

9.3. Restrictions.

9.3.1. Staff Personnel. For HAF/MAJCOM/NAF/Direct Reporting Unit (DRU)/FOA staff personnel authorized and identified in [paragraph 9.2.1](#), may wear their previously issued FDU when it remains serviceable. HAF/MAJCOM/NAF/DRU/FOA funds will not be expended to issue or replace functional flight clothing. **Exception:** Authorized aircrew members assigned to a flying staff position are exempt from this restriction. HAF staff personnel may wear the FDU/DFDU configured as directed by the Deputy Chief of Staff (DCS) or equivalent. If there is no DCS or equivalent guidance, personnel will follow this instruction. HAF/MAJCOM/NAF/DRU/FOA funds may be used to purchase nametags for the FDU/DFDU.

9.3.2. Off-Base Wear. The FDU/DFDU off-base wear will be in accordance with [paragraph 5.1.](#), OCP guidelines for off-base wear.

9.3.3. The DFDU will not be worn as a day-to-day uniform. MAJCOM commander or Commander Air Force Forces may authorize DFDU to be worn during contingencies,

exercises, deployments, and tactical training operations as appropriate for environmental conditions.

9.3.4. Special Articles of Clothing. Airmen authorized special articles of clothing under an allowance standard will wear the clothing prescribed by the local unit commander and recommended for the type of mission to be performed. **(T-3)**

9.3.5. Limited Wear. Wing commanders or equivalent may prescribe further limits on the wear of FDUs based on mission requirements and in the interest of health and welfare of their personnel.

9.3.6. Sleeves. The FDU/DFDU will have sleeves worn down, cuffed, or tucked under at the wrist when performing aircrew duties in-flight. Sleeves may be rolled under or pulled up if not performing in-flight duties; if rolled under or pulled up (using Velcro® to hold in place), the sleeves will end at, or within 1-inch of, the natural bend in the elbow, when the wearer's arms are hanging naturally at their side.

9.3.7. Zippers. The centerline zipper of the FDU/DFDU will be closed no lower than even with the middle of the nametag. A single knife with clip may be secured inside a leg pocket with the clip exposed provided no more than the clip is exposed and the knife is subdued or matte color. All other zippers will be completely closed. The flight cap may be stored in either lower leg pocket without that pocket being fully zipped. A small portion of the cap may be exposed while in the pocket. However, when the cap is removed, the pocket must be fully zipped.

9.3.8. Pen and Pencil Pocket. The pen and pencil pocket cover located on the left sleeve may be removed unless prohibited by MAJCOM supplement or restricted due to safety of flight concerns.

9.3.9. Spice brown color criteria patches for the OCP are not authorized for wear with the FDU. Airmen are only authorized to wear traditional color unit emblem patches with the FDU. Airmen are authorized to wear spice brown color criteria unit patches on the DFDU. Patches worn on flight jackets will be consistent with the color configuration worn on the FDU/DFDU.

9.3.10. Morale Patches and Tabs. Wing commanders may authorize the wear of morale patches on the shoulder of the FDU on Fridays or during special events. AFR and ANG commanders may authorize wear during weekend drills on Friday, Saturday, or Sundays or during special events. Wing commanders will maintain a list of approved morale patches authorized to be worn within their wing.

9.4. Flight Clothing Accoutrements.

9.4.1. Enlisted rank is included on the nametag of the FDU/DFDU, and flight jackets identified in [paragraph 9.4.3](#).

9.4.2. Both officer and enlisted rank insignia on the Leather A-2 Flying Jacket is on the name tag only (see [paragraph 9.5.2.2](#)).

9.4.3. Nametags. Cloth nametags for FDU/DFDU and flight jackets will be 2 x 4-inches in size and worn over the left breast pocket. At a minimum, the Aeronautical badge, Space, Cyberspace. Multi-Domain Warfare or missile operations badges (if awarded) are mandatory, and nametags will contain individual's first and last name. Rank is mandatory for enlisted personnel and optional for officers. Embroidered nametags will be consistent in color with

MAJCOM approved nametag colors. Nametags for Leather A-2 Flying Jacket will be 2 x 4-inches and made of Brown on Black leather or simulated leather. Emboss with silver wings or badges, first and last name, rank, and USAF.

9.4.3.1. Command Insignia. Commanders authorized to wear the Command Insignia pin will wear the insignia on the left side of the nametag. The insignia will be worn only while performing commander duties.

9.4.3.2. Commanders may authorize the wear of morale nametags on Fridays or during special events. AFR and ANG commanders may authorize wear during weekend drills on Friday, Saturday, or Sundays or during special events. Commanders will determine if, and ensure that, name tags are in good taste and reflect proper military order, discipline, morale, and image. When worn, patches must be consistent in color to patch configuration worn. Enlisted personnel will include, at a minimum, rank, and last name on morale nametags (Example: 'MSgt "Bat" Masterson').

Figure 9.2. Flight Duty Uniform with Accoutrements.



9.4.3.3. Right Breast Pocket. MAJCOM or equivalent emblem (ANG emblem may be worn as a MAJCOM equivalent emblem) will be centered above the right breast pocket. MAJCOM or equivalent emblem for the right breast area of the Leather A-2 Flying Jacket will have Brown on Black leather or simulated leather using color palette patch. Spice brown color criteria patches are not authorized for wear on the FDU. Airmen may wear spice brown color criteria unit emblem patches on the DFDU.

9.4.3.4. Left Sleeve. Normally, wear the US flag, emblem, or appropriate wing, group, or center, positioned no lower than 1-inch from shoulder seam in accordance with MAJCOM supplements to this instruction. If wearing spice brown palette patches, the US flag will also be spice brown palette. The spice brown palette flag will be worn with the DFDU. In lieu of the US Flag, members may wear the USAF Weapons School Graduate Patch (graduate or instructor), USAF (or joint/international) Test Pilot School (TPS) patch (graduate or instructor), School of Advanced Air and Space Studies (SAASS) patch, Critical Care Air Transport Team patch, and other completed equivalent school patches.

9.4.3.5. Right Sleeve. The unit emblem (squadron patch) will be worn as authorized through MAJCOM supplement to this instruction. Organizations are required to contact

their Wing Historian for assistance on development or reconfiguration of organizational emblems. When authorized to fly with another unit, individuals may wear the emblem of the unit they are attached to for flight duties.

9.4.3.6. Add-On Patches. MAJCOMs will publish guidance on wear of add-on patches (i.e., flying hour milestone, instructor, flight examiner scroll, etc.). Campaign or exercise patches are not authorized. MAJCOM commanders must approve all emblems/patches not specifically addressed in this instruction.

9.4.3.7. Neckwear. The wear of scarves will be addressed by MAJCOM supplements. When authorized, scarves will be worn around the neck and tucked in.

9.4.4. General Officer Rank Insignia. General Officer (GO) stars on the FDU/DFDU and flight jackets will be centered on the shoulder halfway between the neck and shoulder seam. Generals wear 1-inch stars on flight duty uniforms; 3/4-inch stars may be used if there is insufficient room for the 1-inch stars. GO rank insignia will be on base cloth identified in [paragraph 9.4.5.](#), GO stars will be Flag Blue cable #67124 and displayed point-to-center.

9.4.5. Rank Insignia (O-1 through O-6). Wear subdued cloth rank insignia on each shoulder of the FDU/DFDU and flight jackets (plastic covered rank insignia is not authorized). Rank will be sewn-on 5/8-inches from the shoulder seam, centered on the shoulder. Officer rank insignia cloth and cable (thread) standards: FDU base cloth is OG 107, Flag Blue cable #67124 except Second Lieutenant and Major which are Brown cable #67136; DFDU base cloth is Khaki 2120, Black cable #67138 except Second Lieutenant and Major which are Brown Cable #67136.

9.5. Over Garments.

9.5.1. Flight Jacket (Flyers, Jacket CWU-36/P & CWU-45/P). The green Flight Jacket may be worn with the FDU. The green or desert Flight Jacket may be worn with the DFDU. Flight Jackets are required to be zipped at least halfway. **Note:** Flight Jackets will not be worn with service uniforms (Class B) or OCPs.

Figure 9.3. Flight Jacket.

9.5.1.1. Configure Velcro® on the Flight Jacket like the FDU/DFDU.

9.5.1.2. Accoutrements on the Flight Jacket include the nametag, MAJCOM, US flag or emblem, unit patch, and rank (officers) and will follow the same guidance as the FDU/DFDU and be consistent in patch color scheme to the FDU/DFDU.

9.5.2. Leather A-2 Flying Jacket. The Leather A-2 Flying Jacket is authorized for ground wear only unless prohibited by MAJCOM supplement. Authorized individuals are listed in [paragraph 9.5.2.3](#) and [paragraph 10.7.6](#). The Leather A-2 Flying Jacket may be worn with service uniform (Class B), flight duty uniform (FDU), two-piece flight duty uniform (2PFDU) or Desert FDU (DFDU) (not service dress uniform). **Note:** With the exception of the Secretary, and the Under Secretary of the Air Force, it is not to be worn with civilian clothes.

9.5.2.1. Configure Leather A-2 Flying Jacket Velcro® with MAJCOM patch and nametag IAW [paragraph 9.5.2.2](#).

9.5.2.2. Leather A-2 Flying Jacket Accoutrements. The nametag is 2 x 4-inches, brown or black leather, simulated leather. Emboss with wings or qualifying badge, first and last name, rank, and USAF. Members may add an inside pocket, at their expense, when it does not detract from the external appearance. The wing and star patch maybe worn by individuals not assigned to a MAJCOM. Gloves if worn will be black leather, knitted, tricot or suede, or a combination of leather, knitted, tricot, and suede. **Note:** Generals (4 Star), regardless of their Air Force Specialty Code are authorized to wear the Leather A-2 Flying Jacket.

Figure 9.4. Leather A-2 Flying Jacket.

9.5.2.3. Authorized Leather A-2 Flying Jacket wear. AFMAN 11-402, *Aviation and Parachutist Service*, outlines wear authorization of the Leather A-2 Flying Jacket. The Secretary, and the Under Secretary of the Air Force, rated officers, Career Enlisted Aviators, and Non-rated Aircrew members who have been permanently awarded an aeronautical badge may wear the Leather A-2 Flying Jacket. The aeronautical order permanently awarding the aeronautical badge constitutes authority to wear the Leather A-2 Flying Jacket. Space and Missile qualified 13SX officers are authorized wear upon completion of qualification training in one of the following AFSC's 13SXA, 13SXB, 13SXC, 13SXD, 13SXE. Space Systems Operations personnel must complete qualification training and be certified as a mission ready crewmember in the 1C6XX AFSC. **(T-1)** The CSAF is the approval/waiver authority for issue of the Leather A-2 Flying Jacket to all other individuals.

9.5.3. All Purpose Environmental Clothing System (APECS), Improved Rain Suit (IRS), and OCP Extended Cold Weather Clothing System (ECWCS) Parka and Pants, or OCP Gortex Jacket and pants may be worn with the FDU and DFDU during non-flying duties. Jacket may be worn without the pants; however, the pants will not be worn without the jacket.

9.5.4. Coyote Brown Fleece Jacket. The Coyote Brown Fleece Jacket may be worn as an over garment with the FDU and DFDU. Fleece Jacket may be worn indoors or outdoors but will not be worn while onboard the aircraft with engines running while occupying a primary crew position. At Remote Pilot Aircraft designated units, commanders may authorize the wear of the fleece jackets inside the ground shelters.

9.5.5. Airmen issued Sage Green commercial Safe-to-Fly outerwear (e.g., Massif or other Cold Weather Aviation System (CWAS) outerwear) may wear these items with the FDU without restriction. Airmen issued OCP commercial Safe-to-Fly outerwear (e.g., Massif or

CWAS) may wear these items with the FDU or DFDU without restriction. Jacket may be worn without the pants; however, the pants will not be worn without the jacket.

9.6. Headgear. The flight cap, OCP patrol cap or tactical cap may be worn with the FDU as described in paragraphs [5.1.10](#) and [7.2.4](#) of this instruction regardless of patch configuration. Applicable cap may be stowed in the left or right lower leg pockets or right upper leg pocket in a zipped or unzipped configuration. A small portion of the cap may be exposed when in the pocket. However, when the cap is removed the pocket must be zipped. The OCP patrol cap or tactical OCP cap will be worn with the DFDU. Deployed Airmen, or Airmen as authorized by MAJCOM, may wear the OCP boonie.

9.6.1. Berets. Individuals authorized to wear berets in paragraphs [10.3.1](#), [10.7.2](#) through [10.7.2.3.6](#) may wear their berets with the FDU/DFDU IAW [paragraph 7.2.5](#).

9.6.2. Watch Cap. Authorized for wear by aircrew personnel subject to prolonged exposure to adverse weather only. Color is restricted to solid black, dark blue, or sage green.

9.6.3. Organizational Caps. Organizational caps (i.e., Baseball style) are not authorized for wear with the FDU/DFDU. **Exception:** When approved by MAJCOM/CC, aerial demonstration teams, and competitive teams may wear organizational caps while engaged in demonstration and competitions see [paragraph 7.2.8](#) for wear guidance.

9.7. Undergarments. Undergarments are required with the FDU and DFDU. During flight operations all undergarments, to include cold weather undergarments, must be cotton or fire-retardant material and must be on the safe to fly list. Undershirts will be Coyote Brown (Tan 499). Additionally, wing or squadron commanders may allow for display on morale undershirts organizational emblems, as officially and currently approved, not to exceed 5-inches in diameter, in cloth or silk screen. If displayed, organizational emblems will be worn on the left side of chest of the Coyote Brown (Tan 499) Friday morale undershirts. The morale undershirts may also display the organizational emblem on the back of the undershirt in a larger diameter as authorized by commanders. Thermal undergarments (i.e., dickies, turtlenecks, or mock necks) will be White, Black, Cream, or Coyote Brown-colored and are authorized with the FDU/DFDU as weather conditions warrant. **Note:** Only items approved as Safe-to-Fly will be worn during flying operations.

9.8. Socks. Socks should be made of cotton or wool. Coyote Brown, or DLA-issued Green socks will be worn with the FDU. Additional socks may be worn underneath colored socks provided they are not showing.

9.9. Footwear (Male and Female Flight Boots). Coyote Brown combat boots will be worn with the FDU and DFDU. Zipper inserts may be worn; however, they will be without design. **Note:** Only items approved as Safe-to-Fly will be worn during flying operations.

9.10. Gloves. In-garrison glove wear is in accordance with [paragraph 7.3.8.1](#). Gloves may be worn with FDU/DFDU without outer garments. Guidance on the wear of flight gloves is provided in AFMAN 11-202V3, *Flight Operations*. **Note:** Flight gloves are a functional wear item and not authorized for wear beyond functional area.

9.11. Cell phone, Pager, and Personal Digital Assistant. These devices will be worn IAW paragraphs [7.3.4](#), [7.3.4.1](#), and [7.3.4.2](#). *Handheld Electronic Devices*.

9.12. Two Piece Flight Duty Uniform (2PFDU). Aircrew are authorized wear of the 2PFDU for ground and flight duties. For flight, use of the 2PFDU is authorized for specific MDSs IAW T.O. 14-1-1 and is used IAW 14P3-1-112 and this publication.

Figure 9.5. 2PFDU with Accouterments.



9.12.1. The 2PFDU consists of coat and trousers. The 2PFDU is considered organizational clothing and meets unique functional work requirements and include both distinctive and functional clothing items. The 2PFDU is intended to be the aviator's direct alternative to the FDU and OCP uniform.

9.12.1.1. The 2PFDU is authorized for wear for ground and flight duties by individuals who perform flying, parachutist, space, and missile crew duties: flight duty includes preparation, preflight, in-flight, post-flight, hypobaric operations, and other flight related duties associated with aircraft operations. It is authorized for wear by personnel with an Aircrew Position Identifier (API) 1 thru 9 and A thru G (Rated Officers, Career Enlisted Aviators 1AXXX, and 1UXXX). Additionally, Rated officers assigned to an Aircrew Position Identifier-0 and Career Enlisted Aviators assigned to Aircrew Position Identifier-Z positions that are on active aeronautical orders, or personnel identified as Operations Support/Non-interference flyers currently on active aeronautical orders authorized to perform in-flight aircrew or parachutist duties IAW DAFMAN 11-401, Attachment 3, are authorized wear of the 2PFDU. Finally, guidance on the 2PFDU wear authorization for wear by personnel in Space/Missile Crew AFSCs: 13N, 13SXA, 13SXB, 13SXC, 13SXD, 13SXE, and 1C6XX; Non-rated and non-Career Enlisted Aviator AFSCs: 13HX and 1H0X1; and Aeromedical Evacuation Corps AFSCs: 46F and X4N0, Flying Crew Chiefs is provided in DAFI 21-101 and Security Forces Ravens provided in DAFI 31-101. Airmen authorized special articles of clothing under an allowance standard will wear the uniform

prescribed by the local unit commander and recommended for the type of mission performed. Space and missile crew duties will be defined by MAJCOM supplement to this instruction.

9.12.1.2. Operations Support/Non-interference flyers. Flight clothing worn by Operations Support/Non-interference flyers is only worn on days when actual flying is planned or anticipated.

9.12.1.3. Personnel not on active aeronautical orders are restricted to wear the 2PFDU during flight-related, space and missile crew duties only. Personnel previously issued the 2PFDU may continue wear during performance of duties. (**Exception:** Space and missile crew 2PFDU wear guidance will be outlined in MAJCOM supplements to this instruction.)

9.12.1.4. 2PFDU will be issued through Individual Equipment Elements or contract equivalent and must be certified as fully compliant with all specifications to include Safe-to-Fly. (**Note:** Other suppliers are approved for organizational/unit purchases, or any appropriated funds expenditures, only when special mission requirements exist, are cleared on the Safe-to-Fly listing and approved by squadron commander or equivalent). (Example: 2PFDU that have accommodations for external knee or elbow pads to protect airmen in unique mission areas.) If units choose to use funds to purchase from non-Individual Equipment Elements, the Air Force is not responsible if the uniform is not fully compliant, and these items will only be worn when directly performing flight related duties.

9.12.1.5. Staff Personnel. HAF/MAJCOM/NAF/DRU/FOA funds will not be spent to issue or replace functional flight clothing. Personnel previously issued the 2PFDU are authorized for wear during performance of staff duties. **Exception:** Authorized aircrew members assigned to a flying staff position are exempt from this restriction.

9.12.2. 2PFDU Wear Guidance:

9.12.2.1. Operational Camouflage Pattern (OCP) is the only color/pattern authorized.

9.12.2.2. No repairs to the 2PFDU are authorized.

9.12.2.3. Nothing will be sewn to the 2PFDU. **Exception:** Additional Velcro® may be added above the existing Velcro®, centered 1/2-inch above the “U.S. Air Force” tape to accommodate the wear of Air Force Aeronautical, Missile, Space, Multi-Domain Warfare, Cyberspace, and EOD badge and/or centered 1/2-inch above the “last name” tape to accommodate the wear of the Commander’s insignia.

9.12.2.4. Alterations or modifications to the 2PFDU are by exception only (OPR HAF/A3T).

9.12.2.5. Users will not press or starch the 2PFDU.

9.12.2.6. The user’s “last name” will be stitched in spice brown block lettering, centered on an OCP background tape, and affixed over the right chest pocket with Velcro® fastener.

9.12.2.7. “U.S. Air Force” will be stitched in spice brown block lettering, centered on an OCP background tape, and affixed over the left chest pocket with Velcro® fastener. (**Note:** civilian or contract personnel authorized to wear this uniform for flight duties, may also wear “Civilian” or “Contractor” if desired.)

9.12.2.8. The user's grade insignia will be spice brown palette sewn grade insignia on an OCP background, approximately 2" tall by 1 3/4" wide and affixed to the center chest Velcro® fastener.

9.12.2.8.1. Officer rank will be spice brown; 1Lt and Lt Col will be Black.

9.12.2.8.2. Enlisted rank will be spice brown. (**Note:** Civilian personnel authorized to wear this uniform for flight duties, may wear spice brown civilian insignia.)

9.12.2.9. Organizational and Unit Patches. Patches will be attached to shoulders using Velcro® fastener. Airmen may wear only nametape, USAF tape, rank, and flag until organizational and unit patches are designed and fielded. Organizations are required to contact Wing Historian for assistance on development or reconfiguration of organizational emblems. No badges or other accoutrements will be affixed to shirt pockets.

9.12.2.9.1. Right Sleeve. A maximum of two patches may be worn. The cloth U.S. flag patch is mandatory and will use the spice brown color criteria centered at the top of Velcro® (or placed on flag-sized upper pocket flap, if equipped) and worn while in-garrison and deployed. Organizational unit of assignment spice brown color criteria patches are mandatory (non-unit entities such as Directorates, AF Elements are optional) and will be centered vertically and horizontally in the remaining Velcro® area under the U.S. flag patch. **Note:** Current subdued version of unit patch or no patch may be worn until the patch color conversion has been completed by the Institute of Heraldry. Wing Commanders may authorize the wear of morale patches on Fridays or during special events. Wing Commanders will maintain a list of approved morale patches authorized to be worn within their wing. Morale patches must adhere to current subdued spice brown color scheme.

9.12.2.9.2. Left Sleeve. A maximum of two patches may be worn.

9.12.2.9.2.1. While performing their duties, certain AFSCs may wear spice brown cloth, or subdued infra-red (IR) Duty Identifier patches centered at the top of the Velcro® area. Authorized Duty Identifier Patches are listed in **Table 5.1** (**Note:** Only patches listed in **Table 5.1** are authorized. The Tactical Call Sign Duty Identifier patch should only be worn for tactical (radio) call signs assigned/ordered by the unit commander. When not required for operations or training, the Tactical Call Sign Duty Identified patch should not be worn; however, it may be replaced by another authorized duty ID patch.)

9.12.2.9.2.2. The HHQ patch is mandatory and will use the spice brown color criteria (cloth) centered under the functional badges or Duty Identifier Tabs if worn, or under the top of Velcro® area reserved for functional badges or duty identifier tabs. Higher Headquarters include, but are not limited to, the following organizations: HAF, DRUs, FOAs, and MAJCOMs. **Note:** Current subdued version of HHQ patch or no patch may be worn until the patch color conversion has been completed by the Institute of Heraldry.

9.12.2.9.2.3. Members may wear the USAF Weapons School Graduate Patch (graduate or instructor), USAF (or joint/international) Test Pilot School (TPS) patch (graduate or instructor), School of Advanced Air and Space Studies (SAASS) patch, Critical Care Air Transport Team patch, or other approved graduate school

patches (as outlined in paragraph 5.1.6.2.4 through 5.1.6.2.4.1) in lieu of the HHQ patch.

9.12.2.9.2.4. An OCP Velcro® sleeve pen/pencil holder may be worn on either sleeve but will not impede the proper wear of required patches and/or duty badges.

9.12.2.10. Commander's Insignia. Commander's Insignia may be worn for officers in the rank of Colonel (O-6) and below when currently in command, as authorized by AFMAN 36-2100, *Military Utilization and Classification*. The insignia will be spice brown and centered 1/2-inch above the name tape, on 1-inch x 1-inch OCP pattern cloth affixed using Velcro® fastener. Graduated Commander's badge may be worn on a small Velcro® patch on top of the left sleeve either centered horizontally and vertically on the flag-sized pocket flap, or (if no pocket flap) centered horizontally and 1/2-inch from the top of the Velcro® area, depending on uniform configuration. The second authorized left-sleeve patch (e.g., HHQ) will be centered vertically and horizontally in any remaining Velcro® area to present a balanced appearance.

9.12.2.11. Airmen performing flight duties in a deployed environment may remove all or some patches in accordance with mission directives.

9.12.2.11.1. Installed gated light intensifier (GLINT) tape will be covered utilizing attached Velcro® covers unless mission or theater directives direct otherwise.

9.12.2.11.2. GLINT US Flags, duty identifier patches and Special Warfare Airman Tactical Call Sign patches may be worn in place of cloth patches in the deployed environment in accordance with mission or theater directives.

9.12.2.12. Footwear. Coyote Brown combat boots are the only authorized colors to be worn with the 2PFDU. Zipper inserts may be worn; however, they will be without design. (**Note:** Only items approved as Safe-to-Fly will be worn during flying operations.)

9.12.2.13. Headgear. Headgear will be worn outdoors at all times unless in a designated "no hat" area. Airmen will wear the OCP patrol cap or tactical OCP cap straight on the head so that the cap band creates a straight line around the head, parallel to the ground. The patrol cap or tactical OCP cap will fit snugly and comfortably around the largest part of the head without bulging or distortion from the intended shape of the headgear and without excessive gaps. Airmen are authorized to block the patrol cap. The cap is worn so that no hair is visible on the forehead beneath the cap. The Velcro® nametape will be worn centered on the back of the patrol cap and tactical OCP cap. Officers will wear rank affixed with sew-on grade insignia centered on the front of the caps. Deployed Airmen, or Airmen as authorized by MAJCOM, may wear the OCP boonie (campaign/floppy) hat when theater conditions dictate. Berets, when authorized, will be worn by designated personnel, see paragraph 10.31, 10.7.2 through 10.7.2.3.6. Headgear may be stowed in any leg pocket, zipped closed, or underneath the trouser belt in the small of the back. Ball caps are not authorized. **Note:** Civilian or contract personnel authorized to wear this uniform for flight duties are not required to wear headgear.

9.12.2.14. Cold Weather Accessories. With the exception of functional items, cold weather accessories are only worn while outdoors. Authorized cold weather accessories for the 2PFDU are:

9.12.2.14.1. Coyote Brown or Black scarves, earmuffs, cold weather headbands, watch caps, and gloves.

9.12.2.14.2. Coyote Brown fleece may be worn indoors or outdoors. This item may not be worn while onboard the aircraft with engines on the aircraft running while occupying a primary crew position. At Remote Pilot Aircraft designated units, commanders may authorize the wear of the fleece jackets inside the ground shelters.

9.12.2.14.3. The ECWCS jackets (fleece, wind, soft shell, wet weather, or extreme cold weather) may be worn without the pants; however, the pants will not be worn without the jacket. APECS, IRS may not be worn for flying duties. These items will only be worn with the 2PFDU in OCP pattern. (**Note:** Only items approved as Safe-to-Fly will be worn during flying operations.)

9.12.2.14.4. Approved commercial CWAS outerwear may be worn. For flight, use these items in accordance with T.O 14P3-1-112 and Safe-To-Fly list. Jacket may be worn without the pants; however, the pants will not be worn without the jacket. (**Note:** Only items approved as Safe-to-Fly will be worn during flying operations.)

9.12.2.14.4.1. For sage green CWAS outerwear configured for aircrew-style Velcro®/patches, members will wear patches IAW [paragraph 9.12.2.9](#), except nametags will contain individual's rank (officers and enlisted), first and last name (e.g., LT COL JAMES BOND or SMSGT JOHN WICK). Rank will not be sewn onto the shoulders for officers. For OCP-colored CWAS outerwear configured for aircrew style Velcro®/patches, members will wear a spice brown MAJCOM (or equivalent emblem) patch on the right breast, and organizational and unit patches and U.S. flag IAW [paragraph 9.12.2.9](#). Cloth name tags will be 2 x 4-inches in size and worn over the left breast. At a minimum, the Aeronautical badge, Space, Cyberspace, or missile operations badges (if awarded) are mandatory, and nametags will contain individual's rank (officers and enlisted), first and last name. Badges, lettering, command insignia (when applicable), and border will be stitched in spice brown on an OCP camouflage background. For OCP-colored CWAS outerwear configured for OCP-style Velcro®/patches, members will configure patches IAW paragraphs [9.12.2.6](#) through [9.12.2.9](#), except rank will be worn over the right breast name tape.

9.12.2.14.4.2. Command Insignia. On CWAS outerwear configured for aircrew-style Velcro®/patches, commanders authorized to wear the Command Insignia pin will wear the insignia on the left side of the nametag. The insignia will be worn only while performing commander duties. On CWAS outerwear configured for OCP-style Velcro®/patches, the insignia will be worn IAW [paragraph 9.12.2.10](#).

9.12.2.14.5. The Leather A-2 Flying Jacket is authorized for wear with the 2PFDU (ground wear only) unless prohibited by MAJCOM supplement. Authorized individuals are listed in [paragraph 9.5.2.3](#) and [paragraph 10.7.6](#). MAJCOM patches will have Brown or Black leather (or simulated leather) background, in the spice brown color configuration, and blouse will be tucked in when worn with the 2PFDU.

9.12.2.15. Off-Base wear. 2PFDU off-base wear will be IAW [paragraph 5.1.](#), OCP guidelines for off-base wear.

9.12.2.16. Sleeves will be worn down, cuffed, or tucked under at the wrist when performing aircrew duties in-flight. Sleeves may be rolled under or pulled up if not performing in-flight duties; if rolled under or pulled up (using Velcro® to hold in place), the sleeves will end at, or within 1-inch, of the natural bend in the elbow, when the wearer's arms are hanging naturally at their side.

9.12.2.17. Belt. A one-piece Coyote Brown web belt will be worn with 2PFDU trousers. Rigger style is also authorized. Belt may extend past buckle.

9.12.2.18. T-Shirt. T-Shirt will be Coyote Brown (Tan 499). Additionally, wing or squadron commanders may allow for display on morale undershirts organizational emblems, as officially and currently approved, not to exceed 5-inches in diameter, in cloth or silk screen. If displayed, organizational emblems will be worn on the left side of chest of the Coyote Brown (Tan 499) Friday morale undershirts. The morale undershirts may also display the organizational emblem on the back of the undershirt in a larger diameter as authorized by commanders. (**Note:** Only items approved as Safe-to-Fly will be worn during flying operations.)

9.12.2.19. Socks. Socks should be made of cotton or wool. Coyote Brown or DLA-issued Green socks will be worn with the 2PFDU. Additional socks may be worn underneath the socks provided they are not showing.

9.12.2.20. The coat should not extend below the top of the cargo pocket on the pants, and it should not extend higher than the bottom of the side (hip) pocket on the pants.

9.12.2.21. Users are not authorized to blouse the trousers unless mission conditions dictate (i.e., chemical environment).

9.12.2.22. Thermal Undergarments. Thermal undergarments (i.e., dickies, turtlenecks, or mock necks) will be Coyote Brown-colored and are authorized with the 2PFDU as weather conditions warrant. (**Note:** Only items approved as Safe-to-Fly will be worn during flying operations.)

9.12.3. When worn in the performance of flight crew duties, aircrew must adhere to the following guidelines to ensure the full protective properties of the uniform are maintained:

9.12.3.1. The 2PFDU will be worn with an undershirt (a cotton undershirt or shirt that is listed on the approved list of undergarments) tucked into the trousers during flight except when mission conditions dictate otherwise. Approved No Melt, No Drip, Next-to-Skin undershirts, and undergarments can be found on the Air Force Uniform Office Portal page.

9.12.3.2. A survival vest, body armor, or restraint harness may be worn over the 2PFDU coat during all flight operations with the coat worn outside the trousers (untucked). If none of these are worn over the coat, the coat will be tucked into the trousers except when theater or mission directives dictate otherwise.

9.12.3.2.1. Combat shirts may be worn when directly performing flight duties. For wear in-flight, a survival vest or body armor must be worn over the combat shirt unless the coat is worn. (**Note:** Only items approved as Safe-to-Fly will be worn during flying operations.)

- 9.12.3.2.2. Follow paragraph [9.12.2.6](#) through [9.12.2.8.2](#) for wear of patches with the combat shirt. (**Note:** Name, rank and badges are not required on the combat shirt if specific Velcro® accommodations do not exist.)
- 9.12.3.3. The sleeves of the combat shirt will be worn IAW [paragraph 9.12.2.9](#).
- 9.12.3.4. Zippers. The centerline zipper of the 2PFDU will be closed no lower than even with the middle of the nametape. A single knife with clip may be secured inside a trouser pocket with the clip exposed provided no more than the clip is exposed and the knife is a subdued or matte color. All other zippers will be completely closed.
- 9.12.3.5. The coat will not extend below the top of the cargo pocket on the pants, and it will not extend higher than the bottom of the side pocket on the pants.
- 9.12.3.6. Users are not authorized to blouse the trousers inside the boots during the execution of flight crew duties.

Chapter 10

DISTINCTIVE UNIFORMS, ITEMS AND EQUIPMENT

10.1. Organizational Clothing and Equipment. Organizations issue items listed in Allowance Standard (AS) 016. The clothing remains the property of the organization. It meets unique functional or work requirements and includes both distinctive and functional clothing items. Members may sew reflective tape on organizational clothing and equipment or use Velcro® on jackets so they can remove it during contingencies. Functional clothing items such as parkas, protective footwear, specialized winter flight clothing will be issued as required. MAJCOM or Installation Commanders will prescribe wear instructions in supplements to this directive.

10.2. Informal Uniform. Members of the Air Force Honor Guard, Base Honor Guard, Air Force Band and the Regional Band, Air Force Recruiters, Air Force Chaplains and Religious Affairs Airmen, Fitness Center Staff, World Class Athletes, and enlisted Aides are authorized to wear an informal uniform if approved by applicable unit commander. Personal grooming and accessory standards apply while wearing an informal uniform.

10.2.1. Shirts. Shirts will be short or long-sleeve, dark blue polo-style, with the officially recognized "US AIR FORCE" contemporary symbol on front upper-left chest. White undershirts will be worn and must be a V-neck or athletic style tank top. With the exception of enlisted aides, functional identification will be monogrammed in white (all capital letters) on the left sleeve, above the elbow, of both the short and long sleeved shirts. The following functional identifications will be used:

- a. "USAF HONOR GUARD" or "BASE HONOR GUARD"
- b. "USAF BAND" or "REGIONAL BAND"
- c. "USAF RECRUITER"
- d. "USAF CHAPLAIN" or "USAF RELIGIOUS AFFAIRS"
- e. "FITNESS CENTER STAFF" or "WORLD-CLASS ATHLETE"

10.2.2. Nametag. Nametags will be brushed silver with rank and last name.

10.2.3. Occupational Badges. Occupational badges are optional for wear. If worn, they will be centered 1/2-inch above the nametag.

10.2.4. Trousers. Trousers will be with or without cuffs and pleats and khaki in color (shorts are not authorized).

10.2.5. Belt. Belt will be black with black or silver buckle.

Figure 10.1. Informal Uniform.

10.2.6. Footwear. Wear solid black socks with plain black business casual low quarters or plain black athletic style shoes.

10.2.7. Headgear. A dark blue watch or baseball cap with "USAF" logo may be worn when outdoors.

10.2.8. Outer Garments. Airmen may wear a dark blue jacket with a removable fleece liner and a small "USAF" logo on the wearer's upper left chest.

10.2.9. Cold Weather Accessories. Cold weather accessories may be worn without wearing authorized outer garments when outdoors.

10.2.9.1. Gloves. If worn, gloves will be black. They will be leather, knitted, tricot or suede, or a combination of leather, knitted, tricot, and suede.

10.2.9.2. Scarf. A black knit scarf may be worn with uniform or outer garments and must be tucked in when worn with outer garments.

10.2.9.3. Earmuffs and Cold Weather headbands. Black earmuffs or headbands may be worn with the uniform and all authorized outer garments. Earmuffs may wrap around either the top or rear of the head.

10.3. Security Forces.

10.3.1. Blue Beret. Defenders must wear the beret when posted at Installation access control points, as a Law Enforcement patrol, or when performing squadron or higher staff functions. Commanders may designate wear of the Blue Beret at all times when in garrison with all authorized uniforms. During inclement or extreme weather, commanders should authorize the

wear of the appropriate head gear based on the current weather conditions (e.g., when temperatures are below 32°F, the coyote brown watch cap is authorized). Position headband straight across the forehead, 1-inch above the eyebrows. Drape the top toward the right ear and the stiffener. Align cloth flash above the left eye. Adjust ribbon for comfort, tie in a knot, and tuck inside or cut-off. The SF full cloth flash will be sewn to the center of the stiffener, 1/4-inch above and parallel to the headband. enlisted personnel wear the SF flash with SF insignia. Officers wear the plain (no insignia) SF flash and affix regular-size bright metal rank insignia centered on the flash. SF berets are worn while performing duties in control AFSC 31PX or 3P0XX billets. Airmen who permanently cross train out of the AFSC 31PX or 3P0XX will not wear the SF shield and beret. **Exception:** Continue to wear SF shield and beret together while attending professional military education and assigned to joint positions, instructor, and recruiting duties, or as approved by the HAF Security Forces Directorate (AF/A4S). Airmen may continue to wear their beret while performing special duty assignments and developmental special duty assignments (DSDs) outside of their primary AFSC. This includes Professional Military Education (PME), joint positions, instructors, recruiters, HAF, MAJCOM, NAF, DRU & FOA staff positions, and command positions (e.g., command chief, wing, group and squadron commanders, superintendents/senior enlisted leaders & First Sergeants).

10.3.1.1. OCP Ball Caps or Patrol Caps. Security Forces commanders may designate the wear of OCP ball cap or Patrol Cap for all other base defense posts not already listed in [paragraph 10.3.1](#), during SF training events, when a subdued appearance is required (e.g., while in the field or deployed, or in extreme hot weather climates where the wear of the beret may result in a heat related injury.)

10.3.1.2. Berets, OCPs ball caps, or Patrol Cap (when authorized) will be worn while posted outdoors unless in an area designated as a “no hat” area. When responding to indoor situations, armed Security Forces (SF) personnel should wear the appropriate headgear based on the overall situation (e.g., Tactical Helmet for hostile situations, and either the Beret or OCP ball cap for situations where hostilities are not expected.)

10.3.2. Daily Uniform. Defenders posted at the Installation access control points wear the uniform of the day; however, during special events or when directed by the Security Forces commander, Defenders posted at the Installation access control points and MAJCOM elite guards may wear the following uniforms and associated items:

10.3.2.1. Dress Uniform. Beret with SF flash, bloused boots with white laces or low quarters, plain white ascot (with or without MAJCOM crest) and the issued nylon web gear or nylon duty belt.

10.3.2.2. OCP. Beret with SF flash, white or OCP patterned ascot (with or without MAJCOM crest) and the standard duty belt or plate carrier.

10.3.2.3. Brassard. When authorized, the following colors will be utilized: blue with gray lettering, black with white lettering, tan with black lettering, or as deemed appropriate for the specific area of responsibility. May be worn by augmentees performing security forces duties when authorized by the Defense Force Commander.

10.3.2.4. Lightweight Blue Jacket. When authorized, defenders may wear the Aircrew Style Name Patch (YACC-89-3) on the left side of the jacket. Officers wear the bright

metal rank insignia on the epaulets of the jacket. Do not wear with service dress, maternity smock, and coat or OCP uniforms.

10.3.2.5. Raincoat, Cap Cover, Rubber Boots. Wear in inclement weather only. Must wear yellow outer garments or reflective safety vest, black boots when performing traffic or pedestrian control.

10.3.2.6. White Gloves. Worn when Security Forces commander authorizes.

10.3.3. Shield. Security Forces shield is worn while performing duties in control AFSC 31PX or 3P0XX billets only. Wear of the shield with the Mess Dress Uniform is optional. **Exception:** Continue to wear SF shield and beret together while attending professional military education and assigned to joint positions, instructor and recruiting duties, or if otherwise approved by AF/A4S.

10.4. Flight Attendant Uniforms. The flight attendant uniform is a conservative, civilian style, dark blue or black suit or dress. All uniform items will have a tailored fit, not exceedingly loose or tight. Uniform fit, to include length, will be in accordance with requirements of similar service uniform (Class B) items contained in this instruction. Uniform items will be worn with like colors only.

10.4.1. Shirt/Blouse. Solid white conservative commercial style, button-down, collared shirt. May wear long or short sleeves. Sleeves may be rolled up only while working in the galley or cargo compartment.

10.4.2. Dress. Dark blue or black commercial style, double or single-breasted coatdress, polyester wool blend. Wear nametag on the wearer's left side.

10.4.3. Skirt. Dark blue or black commercial straight style, polyester, or poly-wool blend. If made with belt loops, belt must be worn.

10.4.4. Slacks/trousers. Dark Blue or black commercial style, polyester, poly-wool blend, full cut, and straight hanging that matches the fabric and shade of the blazer. Trousers will be with a trim-fit, that do not bunch at the waist or bag in the seat. The front of the trouser legs will rest on the front of the shoe or boot with a slight break in the crease. The back of the trouser legs will be 7/8-inch longer than the front.

10.4.5. Cardigan Sweater. Dark blue or black conservative commercial style. Embroider name on wearer's left side or wear nametag. Do not wear as an outer garment away from the airplane. May be worn under the blazer; during flight, wear the blazer, vest or cardigan with slacks or skirt in the passenger cabin.

10.4.6. Blazer. Dark blue or black commercial style double or single-breasted, polyester wool blend. Wear nametag on the wearer's left side. Wear the blazer with slacks or skirt during passengers' arrival and departure; during flight, wear the blazer, vest, or cardigan in the passenger cabin. Blazer may be worn as an outer garment when away from the aircraft.

10.4.7. Vest. Dark blue or black conservative commercial style. Wear nametag on the wearer's left side. Do not wear as an outer garment away from the airplane. May be worn under the blazer; during flight, wear the blazer, vest or cardigan with slacks or skirt in the passenger cabin.

10.4.8. Nametag. 3-inches long and 5/8-inches wide with 1/4-inch lettering. Shiny or brushed brass-colored finish. Worn on the wearer's left side of the blazer, vest, apron, and dress. Will contain the Air Force Logo and individual's first name.

10.4.9. Ties. Must be conservative, plain moderate commercial style; predominate tie color will be red, blue, or gray, but may be conservatively patterned. Purchase through authorized uniform vendors. Males must wear with the collared shirt. Females must wear a tie, scarf, or pearls. Examples of unauthorized patterns include characters, emblems, and holiday themed.

10.4.10. Tie Clasp/Tie Tack (Optional). Must be conservative in style and in good taste.

10.4.11. Shoes/Belt. Will be black, conservative and comply with military dress requirements in this instruction.

10.4.12. Overcoat. Dark blue or black commercial style similar to the topcoat/all-weather coat in [paragraph 7.1.5](#). May be worn anytime required by the climate. Remove rank insignia when wearing the military overcoat with the Flight Attendant uniform.

10.4.13. Utility Shirt (Optional). Dark blue or black polo-styled shirts may be short or long-sleeve. If worn, wear with a white V-neck or an athletic style tank top undershirt. May wear during airplane up/download; make every effort to change prior to passenger arrival. May also wear with khakis as a casual uniform on certain support missions.

10.4.14. Apron (Commercial style). Wear a dark blue or black commercial style bib or tie closure commercial style apron. Airmen may embroider first name on left side (see Chef's Coat [paragraph 10.4.15](#)). For galley wear on single flight attendant crewed airplanes only, may be worn in the cabin during meal service; if worn in cabin, must wear a nametag or embroidered name.

10.4.15. Chef's Coat (Optional). Solid white commercial style double-breasted chef's coat (Long sleeved French cuff or 3/4 sleeve), free of design or colored trim with straight neck collar (mandarin/banded/straight stand-up style). Embroider coat with first name over wearer's left breast pocket in 1/2-inch high, cursive style, dark blue lettering. Only wear in the galley.

10.4.16. 89th Special Airlift Mission. Authorized to wear a distinctive lightweight blue jacket with the words SPECIAL AIR MISSIONS embroidered in white on the wearer's right side arched over the top of a red SAM Fox embroidered insignia. Officers will place rank insignia on epaulet, 5/8-inch from shoulder seam. Enlisted will sew on rank as outlined in [paragraph 7.1.3.2](#). Embroider the first and last name in white on the left side even with the SAM Fox insignia.

10.4.17. Scarves: Scarf color will be uniform for each day of the mission and purchased through authorized uniform vendors. Must be conservative commercial style (20"x20" or 56"x13" size). Predominant colors will be red, blue, or gray, but may be patterned in accordance with tie guidance. Females must wear a tie, scarf, or pearls. Size will be 7mm, 16"-18" long and knotted in between each pearl.

10.5. Medical Scrubs. Surgical Scrubs will not be worn outside except during emergency situations such as fires or evacuations. **Exception:** Ambulance crews when authorized by the Medical Treatment Facility Commander. Surgical Scrubs worn in the surgical theater will meet established infection control procedures. Remove shoe covers, caps and masks when leaving areas where they are required to be worn. Scrubs are a utility uniform, but do not wear to and from work. Members will change out of their duty uniform into scrubs at the start of their duty day and back into their duty uniform at the end of their duty day.

10.5.1. Shirt. Military Treatment Facility Commander authorizes and procures solid conservative color surgical scrub shirts that match the color of the surgical scrub pants. Do not wear the shirt in combination with any military uniform item or with civilian clothing. The shirt may have a left breast pocket. The shirt can be worn tucked in or left out.

10.5.1.1. Rank. Center metal rank insignia 1/2-inch above the nametag.

10.5.1.2. Nametag. Center blue nametag be centered on the right side of the shirt with the bottom edge parallel to the top of the left breast pocket or in the same relative position if no pocket.

10.5.1.3. Hospital/Organizational ID. Display the hospital ID on the upper left pocket or clipped to the shirt.

10.5.2. Pants. Military Treatment Facility Commander authorizes and procures solid conservative color surgical scrub pants that match the color of the surgical scrub shirt. Do not wear the pants in combination with any uniform item or with civilian clothing. The pants may have a drawstring or elastic waist.

10.5.3. Undergarments. Men must wear underpants; women must wear bra and underpants. May be commercially procured. Undershirts will be tucked in, and sleeves will not extend past the scrub shirt.

10.5.4. Footwear. White or Black. Socks must be same color as footwear.

10.5.5. Outer Garments. Airman may wear a lab coat or smock as designated by the Medical Treatment Facility Commander.

10.6. Equestrian Competition Service Dress Configuration. Wear the Equestrian Competition Service Dress configuration during competitions to include Dressage and Jump. The uniform is only authorized for formal competitions where the governing organization specifically authorizes military uniform wear, such as those sponsored within the governance of the United States Equestrian Federation.

10.6.1. Coat. The Service Dress coat is used in full configuration as outlined in **Chapter 4**, with no changes. For wear and description see applicable paragraphs **4.5.1.1** through **4.5.2**. All accessories and medals should be like-new and clean. Any awards presented (medals or ribbons of any kind) may be worn for the duration of the award ceremony and during the time of the competition.

10.6.2. Pants. Wear white riding breeches without design or ornamentation. Jodhpurs are not authorized with uniform configuration.

10.6.3. Belt. The belt must not show under Service Dress.

10.6.4. Footwear. Boots are tall, over the calf riding black leather boots with minimal visible stitching and no metal or decorative ornamentation. Low heel, not to exceed 2-inches. Spurs should be silver and non-ornamental.

10.6.5. Headgear. Wear a plain black or dark blue safety helmet while competing.

10.6.6. Gloves. Black or dark blue, solid color gloves made of any material are authorized.

10.7. Miscellaneous Uniforms.

10.7.1. Campaign hats.

10.7.1.1. Special Operations Units. Campaign (Air Commando) hat, with one edge rolled, may only be worn while at heritage events with a specified time and place designated by the commander. The Air Commando hat may be worn with the OCP, FDU and 2PFDU.

10.7.1.2. *Basic Military Training Instructor*. Campaign (bush) hat worn with service dress (Class A), service uniform (Class B), and OCP.

10.7.1.3. *Defense Language Institute English Language Center Instructors*. Maroon campaign hat.

10.7.2. Berets.

10.7.2.1. Airmen authorized to wear a beret will affix an applicable flash device, blouse trousers and combat boots with all Class A (blues) uniform combinations except semi-formal and mess dress uniforms. Officers will also wear the metal style, miniature military rank centered and immediately below flash device on beret. The lower most edge of the rank will be level with and immediately next to the top edge of the black border trim. The flash device will be positioned centered and no more than 1/8-inches above metal rank. When positioned, flash device will not cover rank and rank will not cover black border trim.

10.7.2.2. Airmen may continue to wear their beret while performing special duty assignments and DSD assignments outside of their primary AFSC. This includes PME, joint positions, instructors, recruiters, HAF, MAJCOM, NAF, DRU & FOA staff positions, and command positions (e.g., command chief, wing, group and squadron commanders, superintendents/senior enlisted leaders & First Sergeants).

10.7.2.3. Beret Colors.

10.7.2.3.1. Pararescue Personnel and Combat Rescue Officers (CRO) wear a maroon beret.

10.7.2.3.2. Survival, Evasion, Resistance, and Escape (SERE) Specialists wear a pewter green beret.

10.7.2.3.3. Combat Control Team (CCT) Personnel and Special Tactics Officers (STO) wear a scarlet beret.

10.7.2.3.4. Weather Parachutist and Special Reconnaissance wear a pewter gray beret.

10.7.2.3.5. Tactical Air Control Party (TACP) wear a black beret with TACP cloth flash, TACP crest, and bloused trousers with combat boots. TACP Officers with a core AFSC of 19ZXB will wear the Black beret with TACP crest and metal style, miniature military rank insignia which will be worn on the black beret centered and immediately below TACP crest on cloth flash. The lower most edge of the rank will be level with the red boarder of the cloth flash. The TACP crest will be positioned centered in the upper 2/3 portion of the cloth flash above metal rank insignia. When positioned, TACP crest will not cover rank and rank will not cover red border trim of cloth flash. Do not wear beret or bloused trousers with combat boots with semi-formal or mess dress uniforms. If the TACP Officer Career Field Manager grants written approval, rated officers serving in a Unit Type Code and assigned to an Air Support Operations Squadron or Air Support Operations Group may wear the black beret with cloth flash and rank.

10.7.2.3.6. Security Forces wear a blue beret. Please reference [paragraph 10.3.1](#) for wear instructions.

10.7.3. 89th Special Airlift Mission. Authorized to wear a distinctive lightweight blue jacket with the words SPECIAL AIR MISSIONS embroidered in white on the wearer's right side arched over the top of a red SAM Fox embroidered insignia. Rank insignia for officers will be placed on epaulet, 5/8-inch from shoulder seam. Sew enlisted rank on the sleeves. Embroider the first and last name in white on the left side even with the SAM Fox insignia.

10.7.4. *Presidential Airlift Group*. Authorized to wear a distinctive lightweight blue jacket. Rank insignia for officers and enlisted will be placed on epaulet, 5/8-inch from edge. Place the presidential patch on front right side of jacket. Embroider "Air Force One" in white above the patch and the first and last name in white on the left side even with the patch.

10.7.5. *Presidential Logistics Squadron (PLS)*. Authorized to wear a navy-blue utility uniform. name and USAF tapes will be navy blue with white embroidered letters. Occupational badges will be navy blue with white embroidering. Center USAF tape immediately above left breast pocket. Center name tape immediately above right breast pocket. Place the presidential patch on right side, 1/2-inch above nametape. The distinctive lightweight blue jacket is authorized for wear with the utility uniform and all service uniform (Class B) combinations. **Note:** A blue Gore-Tex jacket with the presidential patch on the right side shall be worn with the utility uniform only. Wear a blue-cloth, white embroidered rank insignia the front tab of the Gore-Tex jacket. The PLS will wear a navy-blue crew-neck undershirt with the Presidential Logistics logo on the left side of chest.

10.7.6. *Leather A-2 Flying Jacket*. Wear Leather A-2 flying jacket with Class B service uniform (not Class A service dress uniform), hospital whites, or flight duty uniforms. Do not wear with civilian clothes. **Exception:** The Secretary and Under Secretary of the Air Force wear the leather A-2 flying jacket with civilian clothes. Attach MAJCOM patch and nametag with Velcro. Name tape is 2 x 4-inches, brown or black leather or simulated leather. Emboss with wings or qualifying badge, first and last name, rank, and USAF. Members may add an inside pocket, at their expense, when it does not detract from the external appearance. The wing and star patch may be worn by individuals not assigned to a MAJCOM. **Note:** 4-Star Generals, regardless of their Air Force Specialty Code, may wear the leather A-2 flying jacket. For wear and description see applicable paragraph [9.5.2](#) through [9.5.2.3](#).

10.7.7. *Aiguillettes*. Aiguillettes distinguish officer aides and attachés. The aide to the President and Vice President of the US, White House social aides, aides to the Secretary and Deputy Secretary of Defense and aides to foreign heads of state, wear aiguillette on the right; other aides and attachés on the left.

10.7.7.1. *Aiguillette for General Officer Aides*. Ceremonial, silver, single loop, chrome tip with raised “wing and star” emblem. Wear the open-end loop aiguillette under the epaulet, grounded to the left shoulder seam when wearing service dress uniforms. For mess dress: silver, double loop, two chrome tips with raised “wing and star” emblem. Wear the open-end loop aiguillette under the epaulet, grounded to the left shoulder seam. Pin the closed loop under the left lapel even with the second stud on the shirt so that the chrome tips hang naturally along the lapel.

10.7.7.2. *Aiguillette for Enlisted Aides*. Ceremonial, silver, single loop, chrome tip with raised “wing and star” emblem. Wear closed end loop aiguillette on top of epaulet, grounded to left shoulder seam when wearing service uniform (Class A) and grounded to shoulder seam when wearing service dress, semi-formal or mess dress uniforms.

10.7.8. *Chaplains*. Chaplains may wear religious regalia, traditional garments, or civilian attire to conduct chapel-led functions and worship services. The senior Wing/Delta/DRU Chaplain may authorize appropriate civilian attire for Religious Affairs Airmen supporting chapel-led functions and worship services.

10.7.9. *AFOSI Agents*. SPECIAL AGENT tape is worn on the OCP above name in lieu of rank. AFOSI Agents do not wear rank except as directed by AFOSI/CC.

10.7.10. *Chief Master Sergeant of the Air Force (CMSAF)*. Authorized to wear tie tack or clasp with CMSAF grade insignia, tie tack or cuff links with an “eagle and wreath” design. CMSAF will wear “eagle and wreath” design emblem on service cap and “wreath” encircled US insignia on service coat.

10.7.11. The immediate staff of the Secretary of the Air Force, Air Force Chief of Staff, Chief Master Sergeant of the Air Force, Chairman of the Joint Chiefs of Staff (CJCS), Vice Chairman of the Joint Chiefs of Staff (VCJCS), and Senior Enlisted Advisor to the Chairman (SEAC) are authorized to wear specialized nametags containing their respective flag on their blues shirts.

10.7.12. *2X-Series AFSCs Shorts*. Commanders of Airmen in these AFSCs may authorize wear of dark blue shorts in lieu of the Operational Camouflage Pattern (OCP) trousers in industrial areas, such as the flight line, hangars, warehouses, or dock areas outside of climate-controlled environments and when the ambient high temperature is forecast to meet or exceed 80 degrees Fahrenheit. **Note:** The dark blue shorts will not be worn anywhere outside the prescribed duty location to include during transit to and from the duty location; however, short-duration trips into flight line adjacent work centers with the intent of returning to the defined industrial areas is acceptable.

10.7.12.1. The only dark blue shorts authorized for wear will be purchased/issued through the Defense Logistics Agency’s Tailored Logistics Support Program at <https://www.dla.mil/TroopSupport/ConstructionandEquipment/Spec-Ops-marine-lifesaving/>. They are certified as fully compliant with all specifications. No other suppliers are approved for organizational/unit purchases.

10.7.12.2. Shorts will only be worn with coyote brown or Tan 499 T-shirt tucked in. Do not mix with other OCP clothing articles. Wear DLA-issued green socks or coyote brown socks; socks will extend slightly above the boot top.

10.7.12.3. Process additional AFSC's exception to this wear policy requests policy through the applicable HAF career field manager to the AF/A1PA Workflow Box AF.A1PA.workflow@us.af.mil for processing.

10.7.13. Maintenance Duty Uniform (MDU). Commanders of Airmen in these AFSCs 1D, 2A, 2F, 2G, 2M, 2P, 2S, 2T, 2W, 3E, and 1P may authorize Airmen to wear the sage MDU. The sage color MDU will be unit funded as organizational clothing and equipment. MDU will be worn with name tape, service tape and rank along with the higher headquarters patch on the left sleeve and a subdued U.S. flag and organizational patch on the right sleeve. **Note:** Duty identifiers, as applicable may be worn on the left sleeve. The coyote brown t-shirt, OCP patrol or tactical cap, coyote brown or green socks, and coyote brown combat boots, are worn with the uniform. The MDU will not be utilized for office work environments, non-industrial or non-labor taskings. The MDU is authorized for wear when transiting from home to duty location, off base short convenience stops, eating at restaurants where people wear comparable civilian attire and all locations on installations. It must be worn in serviceable condition. Do not wear off base to eat in restaurants where most diners wear business attire or at establishments that operate primarily to serve alcohol. Local coverall variants are still authorized but only in work centers and on the flight line.

Chapter 11

RELIGIOUS ACCOMMODATION

11.1. See DAFI 52-201, *Religious Freedom In The Department of The Air Force* for guidance on how to make a religious accommodation request from Grooming and Personal Appearance standards.

11.2. Dress and Appearance Waivers. Only AF/A1, AF/RE, NGB/CF or USSF/S1 as applicable may grant exception to policy of dress and personal appearance standards for religious accommodation not otherwise delegated to lower commanders. The approval memorandum will outline any conditions or limitations. Religious accommodation and appearance exception to policy waivers extend to temporary duty and subsequent permanent duty assignment locations.


11.3. Airman and Guardian's home station wing or garrison commanders or headquarters Air Force (HAF), MAJCOM, Field Command, Numbered Air Force (NAF), Field Operating Agency (FOA) and Direct Reporting Unit (DRU) Directors (O-6/GS-15 and above) are the approval authority for only the following dress and appearance religious accommodation requests: 1) hijab; 2) beard; 3) indoor/outdoor head coverings; 4) turban or underturban/patka worn with unshorn beard and with unshorn hair and 5) the wear of religious regalia wear for honoree during military ceremonies (e.g. retirements, promotions, re-enlistments) or during community outreach events. All other requests require AF/A1, SF/S1, AF/RE or NGB/CF decision as applicable.

11.4. All approved religious accommodations should be worn in a neat and conservative manner (defined as, discreet, tidy, and not dissonant or showy in style, size, design, brightness, or color). Airmen and Guardians with an accommodation permitting the following faith practices must adhere to the following standards:

11.4.1. Hijab (Head Scarf). An accommodated Airman may wear a hijab (head scarf) made of a subdued material in a color that closely resembles the assigned uniform (generally black, brown, green, tan, or navy blue as appropriate). The material will be free of designs or markings, except that an Airmen wearing the OCP may wear a hijab in a camouflage pattern matching the uniform. When directed by a commander, the Airman may be required to wear a hijab made of fire-resistant material. The hijab will be worn in a neat and conservative manner that presents a professional military image and well-groomed appearance. The hijab must be closely fitted to the contours of the head and neck and may not cover the eyebrows, eyes, cheeks, nose, mouth, or chin. The bottom edges of the hijab will be tucked under the Airman's uniform top and all required headgear will still be worn. Hair underneath the hijab must be worn in a hairstyle authorized for the Airman according to [paragraph 3.1.3](#). The bulk of the Airman's hair and hijab may not impair the ability to wear protective equipment; impede the ability to operate an assigned weapon, military equipment, or machinery; or interfere with the ability to perform the assigned military duties.

Figure 11.1. Hijab.

11.4.2. Beards. An accommodated Airmen or Guardian's beard (which include facial and neck hair) must be maintained to a bulk not to exceed 2-inches when measured from any point on the neck, chin, or cheeks. Beard hair exceeding 2-inches in bulk, when measured from the bottom of the chin, must be rolled and/or tied to achieve the required 2-inch bulk. Beards should follow the natural contours of the face and be groomed in a neat and conservative manner that presents a professional military image and well-groomed appearance (e.g., reduce fly-aways, hairs smoothed in a downward direction). Airmen and Guardians may use styling products to groom or hold the beard in place and may use accessories such as a clear plastic band, hair tie, or bobby pin to roll or tie the beard in place. If used, hair accessories should be clear or match the wearer's beard color, should not be visible when rolled or tied, and present no safety concerns (e.g., Scrunchies are not authorized). Do not use petroleum-based products if wearing a protective mask. The bulk of an Airman or Guardian's beard may not impair the ability to operate an assigned weapon, military equipment, or machinery. A mustache worn with a beard may extend sideways beyond the corners of the mouth to connect with the beard but must be trimmed or groomed to not cover the upper lip.

Figure 11.2. Beard.

11.4.3. Turban and Under-Turban. An accommodated Airman may wear a turban (or under-turban or patka, as appropriate) made of a subdued material in a color that closely resembles the headgear for an assigned uniform. Wing commanders may designate conditions where the under-turban will be worn instead of the turban. The turban or under-turban will be worn in a neat and conservative manner that presents a professional military image and well-groomed appearance. The material will be free of designs or markings. **Exception:** Airmen and Guardians wearing an OCP uniform are authorized to wear a turban or under-turban in a camouflage pattern matching the uniform. When directed by a commander, the Airman may be required to wear an under-turban made of fire-resistant material. Unless duties, position, or assignment require an Airman to wear protective headgear, Airmen granted this accommodation are not required to wear military headgear in addition to the turban or under-turban. For officers only, pin-on rank will be displayed on the turban or under-turban when worn in circumstances where military headgear is customarily worn and removed in circumstances where military headgear is not customarily worn, such as indoors or in no-hat/no-salute designated areas. Hair worn under the turban or under-turban is not subject to [paragraph 3.1.2](#) standards but may not fall over the ears or eyebrows or touch the collar while in uniform. When Airmen wear protective headgear with the under-turban, reposition the bulk of the hair to ensure proper fit.

Figure 11.3. Turban/Under Turban.

11.4.4. Regalia. May be worn in uniform by honoree during military ceremonies, including but not limited to re-enlistments, retirements, special award ceremonies, promotions, and for attendees during community outreach events. If the event is outdoors, accommodated Airmen wearing regalia headgear (e.g., beaded medicine wheel with Eagle Plum, beaded headband, etc.) are not required to wear military headgear if it interferes with the wearing of the regalia.

Chapter 12

BADGES AND SPECIALTY INSIGNIAS

12.1. Badges. The total number of occupational, qualification or skill badges worn will not exceed four in any uniform combination. The commander's pin insignia does not count as one of the four badges. If earned, wear only one foreign badge (see [paragraph 5.1.5.1.3](#) for additional information). No more than a combined total of two chaplain, aeronautical, space, cyberspace, missile operations, multi-domain warfare or occupational badges will be worn on the wearer's left.

12.1.1. Badges for service dress uniforms will be shiny, metallic except the heritage aeronautical wings which may have an oxidized satin finish. OCP badges will be embroidered. Members are highly encouraged to wear their current occupational badge. When awarded, chaplain, aeronautical, space, cyberspace, multi-domain warfare and missile operations badges are mandatory and will always be worn in the highest position. When more than one aeronautical, space, cyberspace, multi-domain warfare or missile operations badge is authorized, wear the badge that reflects the current job or billet in the highest position and the second and subsequent aeronautical, space, multi-domain warfare or cyberspace badges become optional. If the chaplain badge is worn in conjunction with aeronautical, space, multi-domain warfare or cyberspace badge, then the chaplain's badge will be in the higher position.

12.1.2. Aeronautical, space, cyberspace, multi-domain warfare and missile operations badges are equal in precedence. Parachutist wings are optional; however, when worn will be placed above an occupational badge or below a chaplain, aeronautical, space, multi-domain warfare or cyberspace badge. All other occupational badges are optional.

12.1.3. All occupational badges worn will be the same size; miniature, or regular **Exception:** Aeronautical, space, cyberspace, multi-domain warfare and Explosive Ordnance Disposal (EOD) badges may be a different size than an occupational badge; however, multiple aeronautical, space, cyberspace, multi-domain warfare, and EOD badges will be the same size. Additionally, miniature wings may be worn with a regular size occupational badge, or regular size medical badge.

12.2. Placement of Badges.

12.2.1. OCP uniform. A maximum of four occupational, qualification, or skill badges are worn on the left side of the uniform front above the U.S. Air Force tape located above the left breast pocket. Wear authorized embroidered cloth badges on the OCP. Wear of current Air Force occupational badge(s) are mandatory if sister services badges are worn. Do not wear metal pin-on qualification badges of sister services on the OCP uniform.

12.2.2. Formal and Mess Dress uniform (males and females). Center occupational, qualification, or skill badge 1/2-inch above top row of medals or when not authorized medals, midway between shoulder and top button. Wear second badge centered 1/2-inch above first badge, when authorized.

12.2.3. Semi-Formal Dress uniform (males and females). Wear all or some ribbons and devices. The first occupational, qualification, or skill badge will be centered on the wearer's left 1/2-inch above the top row of ribbons. Center additional badge 1/2-inch above the first one.

12.2.4. Service Dress uniform (Class A) (males and females). Wear all or some ribbons and devices. The first occupational, qualification, or skill badge will be centered on the wearer's left 1/2-inch above the top row of ribbons. Center additional badge 1/2-inch above the first one. When not authorized ribbons for wear, center badge parallel to the name tag. Center additional badge 1/2-inch above the first one.

12.2.5. Service uniform (Class B) (males and females). Ribbons are optional; wear all, some or no ribbons and devices. The first occupational, qualification, or skill badge will be centered on the wearer's left 1/2-inch above the top row of ribbons. If no ribbons are worn, females will center badge parallel to the name tag; males will center badge 1/2-inch above the left pocket. Center additional badge 1/2-inch above the first

12.3. Placement of Duty and Miscellaneous Badges. The wear of these badges is optional. **Note:** No more than four total badges will be worn at one time. This does not include the command insignia pin.

12.3.1. Formal and Mess Dress uniform (males). Miniature duty badges will be worn. The first duty badge will be centered on the wearer's left 1/2-inch below the bottom row of medals. The second badge will be worn on the wearer's right in the same relative position as the badge worn on the wearer's left. The third badge will be worn centered on the wearer's right, adjacent to the bottom row of medals. The missile or excellence-in-competition badges are worn on the wearer's left, 1/2-inch below the bottom row of medals. Move any duty badge(s) to the wearer's right side, in the same relative position as the badge worn on the wearer's left. Current commanders wear the command insignia pin on the wearer's right side, centered, adjacent to top of medals. Graduated commanders position insignia on the wearer's right side, adjacent to bottom row of medals. If three duty badges are worn with command insignia pin, place command insignia pin 1/2-inch above third duty badge (current commander) or 1/2-inch below third duty badge (graduated commander). The command insignia pin is mandatory for current commanders and may be worn by all eligible commissioned officers in the rank of Colonel (O-6) and below.

12.3.2. Formal and Mess Dress uniform (females; including maternity). Miniature duty badges will be worn. The first duty badge will be centered on the wearer's right, adjacent to the member's medals on the wearer's left. The second badge will be worn on the wearer's right, adjacent to the medals to the left side, centered and spaced 1/2-inch apart from the first badge. The third duty badge will be worn on the wearer's right, 1/2-inch above and centered on the first two duty badges. The missile or excellence-in-competition badges are worn on the wearer's right, in the same relative position as the member's medals on the wearer's lefts. If a duty badge is being worn on the wearer's right, move the missile or excellence-in-competition badges to the wearer's left, 1/2-inch below the bottom row of medals. Current commanders center command insignia pin on wearer's right side, adjacent to occupational badges worn on wearer's left. Graduated commander's center command insignia pin on wearer's right, in a relative position, adjacent to medals worn to the wearer's left. If duty badges are worn, current commanders center command insignia pin 1/2-inch above a single duty badge. If worn with two duty badges, position command insignia pin 1/2-inch above and centered on the two duty badges, with both duty badges evenly spaced 1/2-inch apart. If worn with three duty badges, position command insignia pin 1/2-inch above and centered on the third duty badge. If member is a graduated commander, center command insignia pin 1/2-inch below a single duty badge or centered 1/2-inch below duty badges, if wearing two or three duty badges. The command

insignia pin is mandatory for current commanders and may be worn by all eligible commissioned officers in the rank of Colonel (O-6) and below.

12.3.3. Semi-Formal uniform (enlisted males). Regular duty badges will be worn. The first duty badge will be on the wearer's left 1 1/2-inch below top of welt pocket and centered. The second badge will be worn on the wearer's right in the same relative position as the badge worn on the wearer's left. The third duty badge will be worn on the wearer's right centered between the arm seam and lapel. The bottom of the third duty badge will be parallel with the bottom row of ribbons. The missile and or excellence-in-competition badges are only worn 1 1/2-inch below top of welt pocket and centered. Move duty badge to wearer's right if authorized to wear a duty badge and the missile and/or excellence-in-competition badge(s).

12.3.4. Semi-Formal uniform (enlisted females). Large duty badges will be worn. The first duty badge will be on the wearer's right, centered between arm seam and lapel, with bottom edge of badge parallel with top of welt pocket. The second badge will be worn on the wearer's right in the same relative position as the member's ribbons on the wearer's left side and centered and spaced 1/2-inch apart from the first badge. The third badge will be worn on the wearer's right, placed 1/2-inch above and centered on first two duty badges. The missile or excellence-in-competition badge(s) are worn on the wearer's right, centered between arm seam and lapel, in the same relative position as the member's ribbons on the wearer's left. If a duty badge is being worn on the wearer's right, move the missile or excellence-in-competition badge to the wearer's left, 1 1/2-inch below top of welt pocket and centered.

12.3.5. Semi-Formal uniform (enlisted maternity). Large duty badges will be worn. The first duty badge will be worn on the wearer's right in the same relative position as the member's ribbons on the wearer's left side. The second badge will be worn on the wearer's right in the same relative position as the member's ribbons on the wearer's left side, centered and spaced 1/2-inch apart from the first badge. The third badge will be worn on the wearer's right, placed 1/2-inch above and centered on first two duty badges. The missile or excellence-in-competition badge(s) are worn on the wearer's right, centered between arm seam and lapel, in the same relative position as the member's ribbons on the wearer's left. If a duty badge is worn on the wearer's right, move the missile or excellence-in-competition badge to the wearer's left, centered 1 1/2-inch below ribbons.

12.3.6. Service Dress uniform (males). Large duty badges will be worn. The first duty badge will be centered on the wearer's left 1 1/2-inch below top of welt pocket and centered. The second badge will be worn on the wearer's right 1 1/2-inch below the name tag. If authorized, center a third badge 1/2-inch above the name tag. The missile badge is only worn 1 1/2-inch below top of welt pocket and centered. Move duty badge to wearer's right if authorized to wear a duty badge and the missile badge. The excellence-in-competition badge is only worn centered on the left welt pocket. Command insignia pin is worn on the wearer's right side, centered 1/2-inch above the name tag for current commanders, centered 1/2-inch below name tag for graduated commanders. If duty badge is worn on the wearer's right side with command insignia pin, center duty badge 1/2-inch above command insignia pin (current commander) or center duty badge 1/2-inch below command insignia pin for graduated commander. The command insignia pin is mandatory for current commanders on all blue uniforms and may be worn by all eligible commissioned officers in the rank of Colonel (O-6) and below. See [Figure 12.1](#).

12.3.7. Service Dress uniform (females). Large duty badges will be worn. The first duty badge will be centered on the wearer's right, 1/2-inch above the name tag and centered. The second badge will be worn 1/2-inch above the name tag and centered and spaced 1/2-inch apart from the first badge. The third duty badge will be centered and spaced 1/2-inch above the first 2 duty badges. If duty badge(s) are worn, the missile or excellence-in-competition badge(s) will only be worn on the wearer's left, 1 1/2-inches below the top of the welt pocket. If no duty badge(s) are worn, the missile badge and/or excellence-in-competition badge is worn on the wearer's right, 1/2-inch above name tag. Command insignia pin is worn on the wearer's right side, centered 1/2-inch above the name tag for current commanders or centered 1/2-inch below name tag for graduated commanders. If wearing one duty badge with command insignia pin, (current commanders) center duty badge 1/2-inch above command insignia pin. If two duty badges and the (current) command insignia pin are worn together, place command insignia pin 1/2-inch above name tag and place both duty badges 1/2-inch above command insignia pin, centered and spaced 1/2-inch apart. If wearing three duty badges with command insignia pin (current commanders), add the third badge 1/2-inch above and centered on the first two duty badges. The command insignia pin is mandatory for current commanders and maybe worn by all eligible commissioned officers in the rank of Colonel (O-6) and below. See [Figure 12.2](#).

Figure 12.1. Male Service Dress Duty Badge Configuration Examples



Single Duty Badge Configuration



Two Duty Badge Configuration



Three Duty Badge Configuration

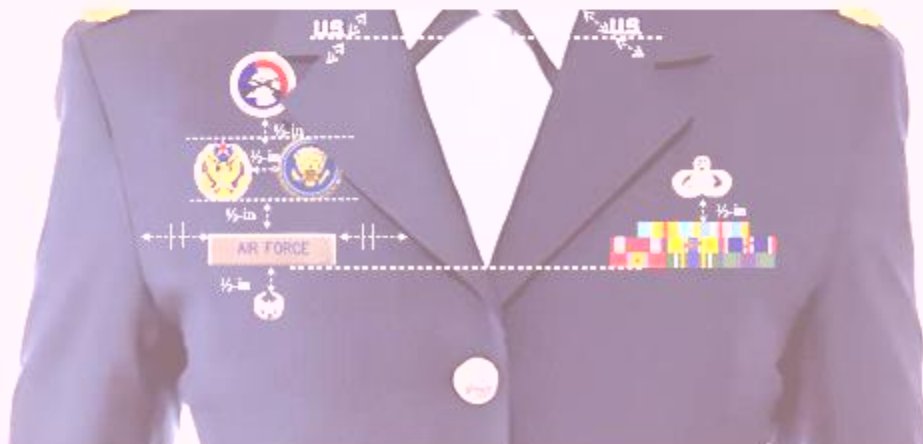
Figure 12.2. Female Service Dress Duty Badge Configuration Examples



Single Duty Badge Configuration



Two Duty Badge Configuration



Three Duty Badge Configuration

12.3.8. Service Dress uniform (maternity). Large duty badges will be worn. The first duty badge will be centered on the wearer's right, 1/2-inch above the name tag and centered. The second badge will be worn 1/2-inch above the name tag and centered and spaced 1/2-inch apart from the first badge. The third duty badge will be placed 1/2-inch above and centered on the first two duty badges. If duty badge(s) are worn, the missile or excellence-in-competition badge(s) will only be worn on the wearer's left, 1 1/2-inches below the bottom row of ribbons. If no duty badge(s) are worn, the missile badge and/or excellence-in-competition badge is worn on the wearer's right, 1/2-inch above name tag. Command insignia pin is worn on the wearer's right side, centered 1/2-inch above the name tag for current commanders or centered 1/2-inch below name tag for graduated commanders. If wearing one duty badge with command insignia pin, (current commanders) center duty badge 1/2-inch above command insignia pin. If two duty badges and the (current) command insignia pin are worn together, place command insignia pin 1/2-inch above name tag and place both duty badges 1/2-inch above command insignia pin, centered and spaced 1/2-inch apart. If wearing three duty badges with command insignia pin (current commanders), add the third badge 1/2-inch above and centered on the first two duty badges. The command insignia pin is mandatory for current commanders on all blue uniforms and may be worn by all eligible commissioned officers in the rank of Colonel (O-6) and below.

12.3.9. Service uniform (Class B) (males). If worn, duty badges will be miniature in size. The first duty badge will be centered on the lower portion of the wearer's left pocket, between the left and right edges and bottom flap and pocket. The second badge will be worn on the wearer's right in the same relative position as the badge worn on the wearer's left, between the left and right edges and bottom flap and pocket. If authorized, center a third badge 1/2-inch above the name tag. If worn, the missile badge will only be worn on the wearer's left, left pocket, between the left and right edges and bottom flap and pocket. Excellence-in-competition badge is worn centered on top edge of left pocket flap. Command insignia pin is worn on the wearer's right side, centered 1/2-inch above the name tag for current commanders, centered below the name tag between the name tag and the button of the right pocket flap for graduated commanders. If duty badge is worn on the wearer's right side with command insignia pin, center duty badge 1/2-inch above command insignia pin (current commander) or center duty badge 1/2-inch below command insignia pin between the left and right edges and the bottom flap and pocket, for graduated commander. The command insignia pin is mandatory for current commanders on all blue uniforms and may be worn by all eligible commissioned officers in the rank of Colonel (O-6) and below.

12.3.10. Service uniform (Class B) (females). If worn, duty badges will be miniature in size. The first duty badge will be centered on the wearer's right 1/2-inch above the name tag. The second badge will be worn 1/2-inch above the name tag and centered and spaced 1/2-inch apart from the first badge. The third duty badge will be 1/2-inch above and centered on the first two duty badges. If duty badge(s) are worn, the missile or excellence-in-competition badge(s) will only be worn on the wearer's left, 1 1/2-inches below the bottom of ribbons (if worn) and centered. If no duty badge(s) are worn, the missile badge and/or excellence-in-competition badge is worn on the wearer's right, 1/2-inch above name tag. Command insignia pin is worn on the wearer's right side, centered 1/2-inch above the name tag for current commanders or centered 1/2-inch below name tag for graduated commanders. If wearing one duty badge with command insignia pin, (current commanders) center duty badge 1/2-inch above command

insignia pin. If two duty badges and the (current) command insignia pin are worn together, place command insignia pin 1/2-inch above name tag and place both duty badges 1/2-inch above command insignia pin, centered and spaced 1/2-inch apart. If wearing three duty badges with command insignia pin (current commanders), add the third badge 1/2-inch above and centered on the first two duty badges., The command insignia pin is mandatory for current commanders and may be worn by all eligible commissioned officers in the rank of Colonel (O-6) and below.

12.3.11. Service uniform (Class B) (maternity). If worn, duty badges will be miniature in size. The first duty badge will be centered on the wearer's right 1/2-inch above the name tag. The second badge will be worn 1/2-inch above the name tag and centered and spaced 1/2-inch apart from the first badge. The third duty badge will be 1/2-inch above and centered on the first two duty badges. If duty badge(s) are worn, the missile or excellence-in-competition badge(s) will only be worn on the wearer's left, 1 1/2-inches below the bottom of ribbons (if worn) and centered. If no duty badge(s) are worn, the missile badge and/or excellence-in-competition badge is worn on the wearer's right, 1/2-inch above name tag. Command insignia pin is worn on the wearer's right side, centered 1/2-inch above the name tag for current commanders or centered 1/2-inch below name tag for graduated commanders. If wearing one duty badge with command insignia pin, current commanders) center duty badge 1/2-inch above command insignia pin. If two duty badges and the (current) command insignia pin are worn together, place command insignia pin 1/2-inch above name tag and place both duty badges 1/2-inch above command insignia pin, centered and spaced 1/2-inch apart. If wearing three duty badges with command insignia pin (current commanders), add the third badge 1/2-inch above and centered on the first two duty badges. The command insignia pin is mandatory for current commanders on all blue uniforms and may be worn by all eligible commissioned officers in the rank of Colonel (O-6) and below.

12.4. Duty Badges and Special Insignias. Duty badges reflect current and previous positions of assignment (e.g., Presidential Service Badge). The wear of these badges are optional; however, when wearing the current duty badge, follow the issuer's wear instructions. When wearing only previously earned duty badges, wear according to the placement configuration found in this instruction for that uniform combination. When wearing both current and previously awarded duty badges, issuing instructions for the current duty badge take precedence. **Note:** Men may attach duty badges to service uniforms (Class B) with a clear plastic tab holder not visible beyond sides or bottom of insignia.

12.4.1. Presidential Service. The Presidential Service badge or Vice-Presidential Service badge is worn during and after an assignment to White House duty. They are only worn on the right side; no other badges will remove the Presidential and Vice-Presidential badges from the right side of the uniform. OPR is the Military Assistant to the President.

12.4.2. Office of the Secretary of Defense (OSD). The OSD badge is worn during and after assignment to specific duty in the OSD. OPR is OSD Deputy Chief Management Officer (OSD/DCMO).

12.4.3. Joint Chiefs of Staff (JCS). JCS badge is worn during and after assignment to specific duty in the JCS. OPR is Joint Chiefs of Staff, Manpower, and Personnel Directorate (JCS/J1).

12.4.4. Headquarters Air Force (HAF). HAF badge is worn during assignment to the HAF staff or SecAF staff within the National Capital Region. Airmen are authorized wear while in

qualifying positions (as determined by applicable DRU/FOA commander) on the HAF or DRU/FOA within the National Capital Region. Permanent wear of the badge is authorized for personnel assigned to a qualifying position for at least 365 consecutive days.

12.4.4.1. Order of precedence. If the OSD, JCS, and HAF badges are all authorized and worn, the OSD and JCS badges have priority over the HAF Badge.

12.4.4.2. Reserve Members. Members of the Reserve Components are eligible to wear the badge if they are assigned to any organization within HAF or Secretariat Staff. Further, recalled reservists are eligible for permanent award of the badge once they have served for a total of 365 days. Reservists assigned to Individual Mobilization Augmentee positions are eligible for permanent award after being assigned for 1 year and performed satisfactorily in the augmentee position.

12.4.5. Air Education and Training Command (AETC).

12.4.5.1. The AETC Instructor badge may be worn with any blues combination. The AETC Instructor/Master badge may be worn during and after an assignment as an AETC instructor.

12.4.5.2. Air Force Junior Reserve Officer Training Corps (AFJROTC/OT) Instructor badge is only worn while performing assigned duties. Continue to wear while attending PME. OPR is AFJROTC/OT.

12.4.5.3. Defense Language Instructor badge is only worn while performing assigned duties. Continue to wear while attending PME. OPR is the Defense Language Institute Foreign Language Center.

12.4.6. Air Force Recruiting Service (AETC/RS). Earned Air Force recruiting service badge is authorized for permanent wear by Airmen with an 8R special duty identifier in their records. Continue to wear while attending PME. OPR is AETC/RS.

12.4.7. Air Force Reserve Command Recruiting Service (AFRC/RS). Earned AFRC recruiting service badge is authorized for permanent wear by Airmen with an 8R special duty identifier in their records. Continue to wear while attending PME. OPR is AFRC/RS.

12.4.8. Air National Guard (ANG) Recruiting Service. Earned ANG recruiting service badge is authorized for permanent wear by Airmen with an 8R special duty identifier in their records. Continue to wear while attending PME. OPR is Air National Guard Recruiting Operations (NGB/A1Y).

12.4.9. Unified Command. Unified Command badge is only worn for the duration of assignment to a Combatant Commander's staff. OPR is the Unified CCMD.

12.4.10. Army Military Personnel Center. Army Staff identification badge is only worn while performing duties for the duration of the assignment. OPR is Army Military Personnel Center.

12.4.11. North Atlantic Treaty Organization (NATO). The NATO badge is only worn while performing duties for the duration of the assignment. OPR is NATO.

12.4.12. United Nations (UN). The UN badge is only worn while performing duties for the duration of the assignment. OPR is the UN.

12.4.13. Security Forces. Security Forces shield is worn while performing duties in control AFSC 31PX or 3P0XX billets only. **Exception:** Continue to wear SF shield and beret together while attending PME and assigned to joint, instructor, and recruiter duties, or if approved by OPR. OPR is HAF Security Forces Directorate (AF/A4S).

12.4.14. Civil Engineering. Fire protection shield is worn while performing fire protection duties. **Exception:** Continue to wear while attending profession military education or assigned to joint, instructor, recruiter duties, or other developmental special duty assignments. OPR is HAF Directorate of Civil Engineers (AF/A4C).

12.4.15. Air Force Office of Special Investigations (AFOSI). AFOSI shield is worn as directed by AFOSI/CC. OPR is AFOSI.

12.4.16. Enlisted Professional Military Education (EPME). Airmen and Guardians, with a Professional Military Education Instructors 8T000 Special Duty Identifier and Joint and Foreign EPME instructors are authorized permanent wear of their awarded Air Force EPME Badge. OPR is AF/A1.

12.4.17. Defense Commissary Agency (DeCA). The Commissary badge is only worn while performing duties for the duration of the assignment. OPR is DECA.

12.4.18. Defense Information Systems Agency (DISA). The DISA command badge is only worn while performing duties for the duration of the assignment. OPR is DISA.

12.4.19. Defense Finance and Accounting Service (DFAS). DFAS identification badge is only worn while performing duties for the duration of the assignment. OPR is DFAS.

12.4.20. Military Postal Service (MPS). MPS identification badge is only worn while performing postal duty. OPR is MPS.

12.4.21. USAF Honor Guard (AF/HG) and USAF Base Honor Guard. Earned USAF HG badge is authorized for permanent wear by Airmen with an 8G000 (enlisted) and 85G0 (officer) special duty identifier in their records. Base Honor Guard badges are only worn while performing honor guard duties. OPR is AF/HG.

12.4.22. National Defense University (NDU). NDU badge is only worn while assigned to the NDU faculty or staff. OPR is NDU.

12.4.23. USAF Academy (USAFA). Wear the Permanent Professor USAFA badge during and after assignment to the specific duty. OPR is USAFA.

12.4.24. Inspector General (IG). The IG badge will be worn on the uniform while performing duties in authorized IG billets. Continue to wear while attending PME. The badge may be worn upon retirement IAW [paragraph 14.3](#). OPR is SAF/IG.

12.4.25. Wear of the Command Chief Master Sergeant, First Sergeant Insignia, and Command Insignia Pin.

12.4.25.1. Command Chief Master Sergeant Insignia. AFI 36-2109, *Chief Master Sergeant of the Air Force, Senior Enlisted Leadership Management and Air Force Association Enlisted Council* outlines wear guidance for the command chief master sergeant insignia.

12.4.25.2. First Sergeant Insignia. AFI 36-2113, *The First Sergeant* outlines wear guidance for the first sergeant insignia.

12.4.25.3. Command Insignia Pin. Air Force Command Insignia Pin is mandatory for current commanders and optional for graduated commanders. This pin is authorized to be worn by all eligible commissioned officers in the rank of Colonel (O-6) and below. Wear guidance is outlined within this DAFI for applicable uniform items. OPR is A1S.

12.4.26. IAAFA. Wear the IAAFA badge after receiving SEI HJ (officer) or 450 (enlisted) as applicable during and after assignment to IAAFA. OPR is IAAFA.

12.4.27. Defense Contract Management Agency (DCMA). The DCMA badge is authorized during and after assignment to a qualifying position. OPR is DCMA.

12.4.28. National Reconnaissance Office (NRO). The NRO badge is only worn while performing duties for the duration of the assignment. OPR is NRO/S1.

12.4.29. Defense Logistics Agency (DLA). The DLA badge is only worn while performing duties for the duration of the assignment. OPR is DLA.

12.4.30. Gold Star Lapel Button. In accordance with Title 10 United States Code Section 1126, Airmen issued a gold star lapel button, as described in the Code of Federal Regulation, Title 32, Chapter V, Section 578.63 are authorized to wear the button on all Air Force dress uniform coats, i.e., formal, semi-formal mess and service dress. Center the lapel button below the U.S. insignia on the widest portion of the left lapel of the service coat. If authorized to wear the retired lapel pin in addition to the gold star lapel button center the gold star lapel button as indicated above, then place the retired lapel pin side-by-side with a 1/4-inch space between the two. The retired lapel pin will be placed to the inside of the gold star lapel button. If authorized the gold star lapel button and the next of kin lapel button they will be worn side by side as indicated above, there is no order of precedence between the buttons. Wear button(s) center on left lapel of the mess dress coat and even with top row of medal(s).

12.4.31. Next of Kin Lapel Button. In accordance with Title 10 USC Section 1126, *Gold star lapel button: eligibility and distribution*, Airmen issued a next of kin lapel button, as described in the Code of Federal Regulation, Title 32, Chapter V, Section 578.63 are authorized to wear the button on all Air Force dress uniform coats, i.e., formal, semi-formal, mess and service dress. Center the lapel button below the U.S. insignia on the widest portion of the left lapel of the service coat. If authorized to wear the retired lapel pin in addition to the next of kin lapel button center the next of kin lapel button as indicated above, then place the retired lapel pin side-by-side with a 1/4-inch space between the two. The retired lapel pin will be placed to the inside of the next of kin lapel button. If authorized the gold star lapel button and the next of kin lapel button they will be worn side by side as indicated above, there is no order of precedence between the buttons. Wear button(s) center on left lapel of the mess dress coat and even with top row of medal(s).

Figure 12.3. Gold Star Lapel Button and Next of Kin Lapel Button.

Gold Star Lapel Button



Next of Kin Lapel Button

Figure 12.4. Gold Star Lapel Button on Service and Mess Dress Coat Lapel.

12.5. Occupational, Qualification or Skill Badges. Defined as earned and permanently awarded accoutrements that reflect special skills that an Airman has demonstrated proficiency or qualification in that complements their primary mission. Wear of Sister services' badges if earned and awarded, is authorized. Temporary badges are not authorized for wear on the uniform.

12.5.1. Badges of military societies of the U.S. that honor wars, campaigns, or expeditions in which the U.S. was engaged. Authorized for wear only if member is a participant in the awarding society and only while attending functions of the awarding society.

12.5.2. United States Air Force Weapons School (USAFWS) Patch. For specific wear criteria USAFWS patch (graduate or instructor), refer to AFMAN 11-415, *Weapons and Tactics Programs*, **paragraph 6.2.**

12.6. Additional Badge Information.

12.6.1. Miniature and regular size occupational badges may not be worn together; A regular size duty badge is not worn with a miniature duty badge **Exception:** Miniature wings may be worn with a regular size occupational badge, or regular size medical badge.

12.6.2. Only highly polished badges are worn. **Exception:** Oxidized/satin finished "Heritage Wings" may be worn.

12.6.3. Duty badges are available in two sizes; regular and miniature.

12.6.4. If authorized, wear only regular sized duty badge(s) on the service dress coat. **Exception:** When a duty badge is only manufactured in one size, wear that size.

12.6.5. If authorized, wear only miniature duty badge(s) on the formal dress coat, mess dress coat and service shirt/blouse. **Exception:** When a duty badge is only manufactured in one size, wear that size. If members wear multiple duty badges, and one or more are only manufactured in one size, members may mix both the miniature and regular sizes.

12.6.6. Badges will not be worn on outer garments e.g., overcoats, sweaters, and jackets.

12.6.7. Order of precedence. The Presidential Service badge has the highest priority of all duty badges. The Vice-Presidential Service badge has the second highest priority.

12.6.8. If awarded, the Presidential and/or Vice-Presidential Service badge(s), it will be worn in the position of honor, on the wearer's right side. No other badges will move the Presidential and/or Vice Presidential badges from the right side of the uniform.

12.6.9. On all uniform combinations, males wear the missile badge or excellence-in-competition badge on the wearer's left side only.

12.6.10. Females have an option to wear the missile badge or excellence-in-competition badge in two locations. If a duty badge is worn, the missile badge or excellence-in-competition badge is worn on the wearer's left, if no duty badge is worn, the missile badge or excellence-in-competition badge is worn on the wearer's right.

12.6.11. All badges are optional unless mandated for wear in this instruction.

12.6.12. The Maintenance badge is the core occupational badge for all 2W and 21M AFSCs. Munitions Systems personnel (2W0) and Munitions and Missile Maintenance officers (21M) can also earn and wear the Munitions occupational badge in addition to the Maintenance badge. Both badges must be worn if the member chooses to wear the Munitions badge. If earned and worn, the Munitions badge takes precedence and will be worn over the Maintenance badge. Award criteria can be referenced in the 2W0 and 21M Career Field Education and Training Plans.

12.7. Establishing a New Occupational Badge, Patch or Tab.

12.7.1. Criteria for authority to wear existing badges is determined by the issuing functional communities.

12.7.2. Modifications to existing functional badges/patches and/or creation of new functional badges/patches are submitted by the functional communities. Modifications to existing, and creation of new badges/patches must be coordinated with the Air Force Military Force Management Directorate (AF/A1P).

12.7.3. Process to propose creation of a new occupational badge, duty badge, or graduate patch. Reference paragraph [5.1.6.2.4](#) through [5.1.6.2.4.1](#) for the justification required to request a new graduate patch.

12.7.3.1. The functional community must submit their preliminary design to the Institute of Heraldry. The Institute of Heraldry will review the proposed design to ensure 1) there is no encroachment on existing designs, 2) conformity with textile or metal manufacturing standards, and 3) develop a cost estimate. The Institute of Heraldry will not provide final design or manufacturing drawings until the insignia concept is approved.

12.7.3.2. After the Institute of Heraldry provides their preliminary review/comments on the proposed design, the responsible functional community prepares a staff summary sheet and coordinates the package with other functional communities who will be authorized to wear the new badge, or patch.

12.7.3.3. Staff package is then coordinated through AF/A1P, AF/A1, CMSAF and the Assistant Secretary of the Air Force for Manpower and Reserve Affairs (SAF/MR), and finally approved by the CSAF.

12.7.3.4. Upon approval, the staff package will be returned to the functional organization requesting the new badge or patch and a copy will be sent to the Institute of Heraldry who will begin the development process.

12.7.4. Funding.

12.7.4.1. The development cost of the new badge, patch or tab will be funded by the organization requesting the applicable item.

12.7.4.2. AF/A1 will fund SecAF and CSAF directed badge, patch or tab development and changes.

12.7.4.3. Functional communities proposing a new occupational badge, duty badge, or graduate patch, or changes to their existing badge or patch will fund all costs associated with proposed design and development. Organizations will submit a DD Form 448, *Military Interdepartmental Purchase Request*, to the Institute of Heraldry for the amount required for initial development.

12.8. Duty Identifier Patches/Tabs

12.8.1. MAJCOMS and/or Functional communities may request the creation of a new duty identifier patch/tab on an annual basis. New patch/tab requests should follow guidance as outlined in para [12.7.3.1](#) through [12.7.3.4](#). **Note:** Identifier tabs differ from patches; a tab's design includes a small arch e.g., "AIR ADVISOR", "RAVEN" signifying a special, unique qualification and/or training.

12.8.2. Request is coordinated through AF/A1P, CMSAF and to AF/A1 for final decision.

12.8.3. Existing duty identifier patches/tabs will be re-validated on an annual basis by CFMs, in coordination with A1PA.

12.8.4. Wear guidance is outlined in [paragraph 5.1.6.2.3](#).

12.8.5. Functional communities proposing new badge, patch or tab development, or changes to their existing badge, patch or tab will fund all costs associated with proposed design and development. Organizations submit a DD Form 448, *Military Interdepartmental Purchase Request*, to the Institute of Heraldry for the amount required for initial development.

Chapter 13

AWARDS AND DECORATIONS

13.1. Wear Instructions. Decorations and service medals and ribbons order of precedence are displayed online at: <https://www.afpc.af.mil/Career-Management/Decorations-and-Ribbons/>.

13.1.1. Wear regular or miniature size medals and ribbons, except for the Medal of Honor (neck decoration). Do not mix sizes. Do not wear medals and ribbons on outer garments (see [Chapter 7](#)). Wear only authorized awards and devices when wearing medals and ribbons.

13.1.2. The lapel of the service coat may cover a portion of the ribbons. [Figure 13.1](#) shows examples of arrangement of ribbons when the lapel of the service dress coat does and does not cover portions of ribbons, other variations are authorized as needed.

13.2. Foreign Decorations. Foreign decorations are those proffered by foreign governments such as ribbons, medal devices, badges, sashes, or neck-type decorations. DAFMAN 36-2806, specifies how to accept foreign decorations, the authority required for award acceptance by Air Force members, and some wear instructions. Upon approval, foreign decoration wear criteria depend on the type of device the decoration represents. **Note:** Also see DAFMAN 36-2806 for wear policy that may apply to Airman's specific decoration.

13.2.1. Wear sash, sunburst, or neck-type foreign decorations with the formal dress uniform only, according to the customs of the awarding nation. Wear only one type at a time.

13.2.2. Wear medals and ribbons on the semi-formal, ceremonial, and service uniforms (Class B) when they are the same size as Air Force medals and ribbons.

13.2.3. Do not wear foreign decorations unless wearing other US military decorations and service medals.

13.2.4. When authorized more than one decoration, wear them in the order earned.

13.2.5. If authorized more than one foreign decoration from the same country, wear them in the order the country prescribes.

13.2.6. On special occasions and as a matter of courtesy to a given country, Airman may wear the decorations of that country ahead of all other foreign decorations.

13.3. Non-Air Force Service Awards.

13.3.1. ANG members wear state decorations when serving in state status, but not while on federal active duty. **(T-0)**

13.3.2. Wear other military service department awards not included in below in the order the awarding Service prescribes.


13.3.3. Air Force awards take precedence over equal awards from other Services.

13.3.4. Wear awards for wars, campaigns and expeditions in the order earned.

13.3.5. The Army Valorous Unit and Meritorious Unit Commendation awards are larger than Air Force ribbons. When members wear these awards (Army version) with their Air Force ribbons, they must purchase ribbons that are the same size as their Air Force ribbons.

13.4. Wear of Awards and Decorations by Retirees and Honorably Discharged Veterans. Retired and honorably discharged Air Force members may wear full-size or miniature medals on civilian suits or equivalent on the appropriate occasions such as Memorial Day and Armed Forces Day. See paragraphs 14.3 and 14.5.

Figure 13.1. Ribbon Arrangement of Ribbons (Other arrangements authorized as needed).



13.5. Description of Medals and Ribbons.

13.5.1. Miniature medals are approximately 1/2 the size of regular medals. **Note:** The Medal of Honor is always regular size. Regular-size ribbons are 1 3/8 x 3/8-inches and miniature ribbons are 11/16 x 3/8-inches.

13.5.2. Affix ribbons to the uniform using a detachable, metal, or plastic clip device. Keep ribbons clean and unfrayed. Ribbons will not have a visible protective coating. There is no space between the rows of ribbons.

13.6. Devices on Medals and Ribbons. Wear a maximum of four devices on each ribbon.

13.6.1. Wear regular devices on regular medals and regular ribbons. Wear miniature devices on miniature medals and miniature ribbons. Wear all the same size devices.

13.6.2. Replace the bronze device with a silver device after receipt of the fifth bronze device.

13.6.3. Place silver devices to the wearer's right of bronze devices.

13.6.4. Place clusters horizontally and tilt slightly downward to the wearer's right to allow maximum number of clusters and other devices on the ribbon. Tilt all or none.

13.6.5. On medals, place clusters vertically with silver clusters and stars above similar bronze devices.

13.6.6. If all authorized devices do not fit on a single ribbon, wear a second ribbon. Wear a minimum of three devices on the first ribbon before wearing a second ribbon. When wearing the second ribbon, place after the initial ribbon (on wearer's left). Both ribbons count for one award. If future awards reduce devices to a single ribbon, remove the second ribbon.

13.6.7. Methods of affixing devices on medals and ribbons.

13.6.7.1. A separate device. When affixing separate devices to a ribbon, center device and space equally.

13.6.7.2. Single-constructed devices (two or more devices manufactured together). If using single-constructed device on one ribbon, use same size device on all ribbons. Separate devices if the combination of devices authorized is not available as a single-constructed device. In this event, place the device close to one another so they give the appearance of a single-constructed device as long as the devices are the same, i.e., bronze cluster and silver cluster.

13.6.7.3. Wear only separate devices on medals. Wear maximum of four unless wearing more prevents adding a second medal. Place silver clusters, stars, etc., above similar bronze devices.

13.6.7.4. Wear ribbons awarded by other Services with appropriate devices that Service authorized.

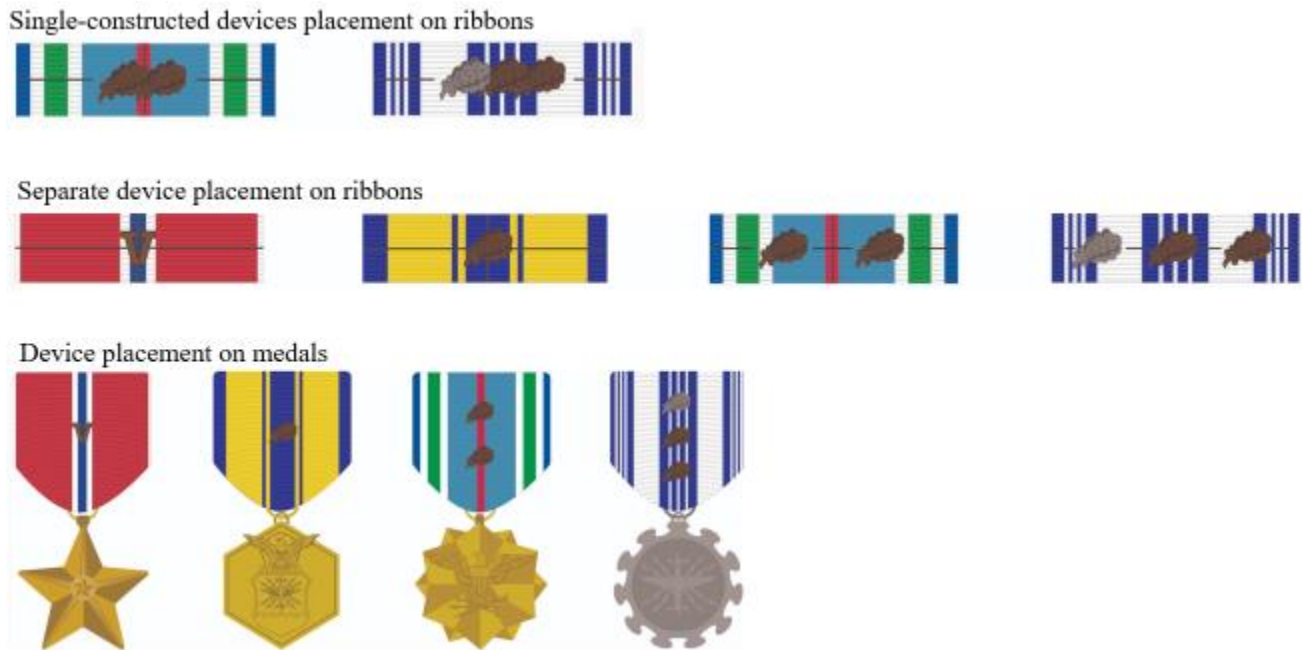
13.6.8. Types of devices. Reference DAFMAN, 36-2806, *Military Awards: Criteria and Procedures*, Attachment 6.

13.6.9. Multiple “V”, “C”, and then “R” Devices. Center multiple devices on the ribbon in order of precedence (“V”, “C”, and then “R”) from the wearer’s right of oak leaf clusters.

Figure 13.2. Example of “V”, “C” and “R” Devices Color and Wreath Design Denotes Multiple Occurrences of Award.

1 ST AWARD - BRONZE V, C, R ONLY	
2 ND AWARD – SILVER V, C, R ONLY	
3 RD AWARD - GOLD V, C, R ONLY	
4 TH AWARD – BRONZE WITH WREATH	
5 TH AWARD – SILVER WITH WREATH	
6 TH AWARD – GOLD WITH WREATH	

Note: If type of award (MSM, AFCEM etc..) changes the device will revert back to bronze.

Figure 13.3. Placement of Devices on Medals and Ribbons.**13.7. Placement of Medals on Civilian Dress Coat or Jacket.**

13.7.1. Civilian Evening Dress Coat/Jacket. Wear miniature medals parallel to the ground on wearer's left side of coat or jacket and align the top of the suspension medal of the top row with (not above) the top of the pocket.

13.7.2. Civilian Black Tie. Wear miniature medals parallel to the ground on wearer's left side of coat or jacket and center the holding bar of the bottom row of medals immediately above the pocket.

13.7.3. Wear of miniature medals is designed for a mounting bar.

13.7.4. Do not wear pocket-handkerchief, when wearing medals above the left pocket.

13.7.5. The Medal of Honor is worn in regular size only, from the neckband ribbon.

13.7.5.1. Place the ribbon around the neck outside the shirt collar and inside the coat or jacket collar.

13.7.5.2. Wear authorized foreign neck decorations beneath the Medal of Honor.

Chapter 14

RESERVE, AIR NATIONAL GUARD, RETIRED AND SEPARATED PERSONNEL

14.1. Reserve Personnel.

14.1.1. Reservists on active duty will conform to the same standards of appearance, military customs, practices and conduct in uniform prescribed for active duty members when participating in short or long (extended) periods of active duty, to include active duty training time.

14.1.2. Reservists not on extended active duty.

14.1.2.1. Residing in the U.S., its territories, or possessions.

14.1.2.1.1. Will wear the uniform when participating in authorized inactive duty training, unit training assemblies or equivalent training.

14.1.2.1.2. Will wear the uniform when engaged in military flying activities, including traveling as a passenger on military aircraft.

14.1.2.1.3. Will wear uniform on occasions of military ceremonies.

14.1.2.1.4. Will wear the uniform to social functions and informal gatherings of a military nature.

14.1.2.1.5. Will wear the uniform when engaged in military instruction.

14.1.2.1.6. Will wear the uniform when responsible for military discipline at an educational institution.

14.1.2.2. Residing outside the U.S., its territories, or possessions.

14.1.2.2.1. Will wear the uniform when authority is granted by the Secretary of the Air Force.

14.1.2.2.2. Will wear the uniform at military ceremonies or other functions of a military nature, provided authority is granted; such authority may be obtained by reporting to the nearest military attaché.

14.1.3. Air Reserve Technician. Will wear the uniform while performing duties in civil service status as an Air Reserve technician.

14.1.4. An Airman with the AFR commission program may wear the uniform of his/her Reserve rank when attending meetings or functions of associations formed for military purposes (membership will be mostly officers or former officers).

14.2. Air National Guard (ANG) Personnel.

14.2.1. ANG members on active duty will conform to the same standards of appearance, military customs, practices and conduct in uniform prescribed for active duty members when participating in short or long (extended) periods of active duty, to include active duty training time.

14.2.2. ANG technicians will wear the uniform appropriate for the member's grade according to ANG regulations while performing duties as a military technician (dual status). Guard members do not receive a uniform allowance for voluntarily wearing the uniform.

14.2.3. State-appointed ANG officers without federal recognition do not wear the uniform or any distinctive uniform item. Newly appointed ANG officers granted temporary recognition by a federal recognition board wear the uniform.

14.2.4. Enlisted ANG members wear the uniform on enlistment.

14.2.5. Upon written request of the governor and the consent of the CSAF, the Chief of the National Guard Bureau authorizes a state adjutant general, who holds a federally commissioned status in the Air Force, to wear the rank insignia of his or her state-appointed rank while occupying the federally recognized position on the state headquarters unit manning documents, provided that rank does not exceed Major General.

14.3. Retired Personnel.

14.3.1. Retirees may wear the authorized uniform prescribed at the date of member's retirement or any of the uniforms authorized for current active duty personnel, including the dress uniforms. Do not mix uniforms.

14.3.2. Retirees who had an assignment prior to retirement that included command at squadron, group or wing level are authorized to wear the Command insignia pin on the left lapel.

14.3.3. If member's last assignment prior to retirement was a First Sergeant and/or Command Chief, the member is authorized to wear appropriate chevrons in all instances the uniform is worn. Retired CMSgts, whose last assignment was not as a Command Chief but who honorably completed a Command Chief tour may request an exception to policy as outlined in AFI 36-2109, to wear the Command Chief Chevron in all instances where the wear of the uniform is appropriate.

14.3.4. Retirees may wear the retired lapel pin on civilian and/or military attire. The retired lapel pin is placed on the left lapel. If member is authorized to wear the Command insignia pin, it is placed on the left lapel of civilian attire, below the retired lapel pin.

14.3.5. May wear full-size or miniature medals on civilian suits or equivalent dresses.

14.3.6. May wear the uniform at occasions of military ceremonies.

14.3.7. May wear the uniform at military funerals, weddings, memorial services, and inaugurals.

14.3.8. May wear the uniform at patriotic parades on national holidays, other military parades, or ceremonies in which any active or Reserve U.S. Military unit is taking part.

14.3.9. May wear the uniform at educational institutions when engaged in giving military instructions or responsible for military discipline.

14.3.10. May wear the uniform at social or other functions when the invitation has been influenced by the member's active military service.

14.4. Medal of Honor Recipients. May wear the uniform at any time **Chapter 1** does not prohibit wear.

14.5. Separated Personnel.

14.5.1. Honorably discharged Air Force personnel (including service with an air component of the Army before the Air Force was established) may wear the authorized uniform prescribed at the date of member's discharge or any of the uniforms authorized for current active duty personnel, including the dress uniforms. Do not mix uniforms.

14.5.1.1. Honorably discharged members who served during World War II wear the Honorable Discharge Emblem on the left lapel.

14.5.1.2. May wear full-size or miniature medals on civilian suits or equivalent dresses.

14.5.1.3. May wear the uniform at military funerals, memorial services, and inaugurations.

14.5.1.4. May wear the uniform at patriotic parades on national holidays, other military parades, or ceremonies in which any active or Reserve U.S. Military unit is taking part.

14.5.1.5. May wear the uniform on any occasion recognized by the Secretary of Defense in DoDI 1334.01, *Wearing of the Uniform* or when authorized by law.

14.5.2. Discharged Air Force personnel may wear the authorized uniform from place of discharge to home, within three months after discharge. The member will wear the highest rank authorized on date of separation. Do not mix uniforms.

14.5.2.1. Installation Commanders authorize such separatees to use military clothing sales stores (MCSS) to purchase uniforms and accessories required for special occasion such as military funerals, parades, or other ceremonies.

14.5.2.2. Separatees purchase only the service dress, semi-formal or mess dress uniforms and accessories.

14.5.2.3. Separatees may not purchase items commonly available from Military Clothing Sales Stores (MCSS). MCSS establish adequate controls over quantities of uniform items each separatee purchases.

14.5.2.4. Commanders ensure separatees present proof of honorable discharge or under honorable conditions and know current uniform and grooming standards.

Chapter 15

UNIFORM POLICY CHANGES

15.1. Supplements. MAJCOMs may supplement this publication. Organizations not reporting to a MAJCOM may supplement this publication. DAFMAN 90-161 outlines guidance supplementation to this publication.

15.2. Air Force Uniform Board (AFUB). Uniform Change Requests (UCRs) will be submitted through the Guardians and Airmen Innovation Network (GAIN). Submissions that are recommended for the AFUB consideration will be reviewed by the AFUB which consists of the following members: AF/A1, CMSAF, representative from each Air Staff Directorate and each MAJCOM. Board recommendations are submitted to the CSAF for final decision. Approved changes will be incorporated into policy via a DAF Guidance Memorandum, an Interim Change or DAFI re-write.

15.2.1. The AFUB Process.

15.2.1.1. UCRs must be submitted via the GAIN platform.

15.2.1.2. Each UCR may only have one uniform proposal. Every proposed change or new item element must be its own individual UCR.

15.2.1.3. Duplicate UCRs will be consolidated into a single the same Uniform Board session.

15.2.1.4. The Air Force Uniform Policy Office (AF/A1PA) will determination eligibility on all UCRs, by eliminating exact duplications.

15.2.1.5. Eligible UCRs, as determined by AF/A1PA, will be forwarded to a group of advisors, consisting of representatives from the Defense Logistics Agency-Troop Support Philadelphia, the Army Air Force Exchange Service (AAFES), Air Force Uniform Office, and the Air Force Materiel Support Division. These advisors are responsible for determining if there is a capability to support a recommendation or to make it a reality over time.

15.2.1.6. After the advisor's initial review and comments, the UCRs and advisor's comments will be consolidated, and quality reviewed prior to forwarding to the AFUB members. The AFUB evaluates each UCR and makes a recommendation to the CSAF.

15.2.2. New UCRs submitted after the cut-off date and/or during an active AFUB will be held over and considered by the next AFUB.

15.2.3. All UCRs are considered outside the submitter(s) job responsibility.

15.2.4. Submitters do not retain ownership rights for UCRs.

15.2.5. General responsibilities and authorities:

15.2.5.1. AF/A1 administers the change process through the AFUB, serves as AFUB chairperson, establishes military dress and appearance policies, and establishes uniform clothing allowance.

15.2.5.1.1. Notifies AFMC/A4/10 of recommendations approved by the Chief of Staff that require follow-up.

15.2.5.1.2. Coordinates with the Institute of Heraldry to design and develop badges and insignia resulting from the AFUB.

15.3. Out-of-Cycle Request. Out-of-cycle requests are requests received from MAJCOM Commanders and 2-digit Air Staff/Secretariat Principals. Requests are submitted via an electronic Staff Summary Sheet to the AF/A1PA Workflow Box, af.a1pa.workflow@af.mil for processing. Changes will either be reviewed by the AF/A1 or CSAF for a final decision. Approved changes will be made via a guidance memorandum until an Interim Change or re-write is published.

15.4. Functional Clothing Items. Changes impacting Air Force uniforms by either removing or replacing a uniform item with a functional clothing item will receive coordination from the AF/A1 prior to approval.

15.5. Exception to Policy. All exception to policy requests will be submitted through MAJCOM/A1 channels (chain of command) for recommendations then to the AF/A1PA Workflow Box AF.A1PA.workflow@us.af.mil for processing (**Exception:** Transgender dress and appearance ETP requests).

15.5.1. Transgender Dress and Appearance ETP Requests: Service members must adhere to applicable dress and appearance standards outlined in this instruction of their gender reflected in the Defense Enrollment Eligibility Reporting System (DEERS). An exception to this policy may be appropriate when altered physical characteristics during gender transition make dress and appearance standard changes appropriate prior to gender marker changes in Military Personnel Data System (MILPDS), which flow to DEERS.”

15.5.1.1. Service members may submit an exception to policy (ETP) request for real life experience (RLE) to their commander to adhere to their preferred gender identity dress and appearance standards prior to their official gender marker change in MilPDS, and in turn, DEERS. See sample ETP request memorandum, [Attachment 2](#).

15.5.1.2. The ETP request package will require 1) a memorandum from the service member requesting to adhere to the preferred gender’s dress and appearance standards, 2) a signed DD Form 2870, *Authorization for Disclosure of Medical or Dental Information* and, 3) a medical treatment plan (MTP) signed by the transgender health medical evaluation unit (THMEU) that shows (a) evidence of a medical diagnosis of gender dysphoria from a military medical provider confirmed by the THMEU (or the diagnosis of a civilian provider validated by a military medical provider and the THMEU), and (b) confirmation that the ETP request is a component of the service member’s gender transition plan, and (c) an estimated gender marker change date that has not yet expired, and (d) unit commander, or equivalent, assessment of dress and appearance that includes information about the service member’s professional military image in current and preferred gender’s dress and appearance standards, fit and/or function of the uniforms, and potential impact on unit cohesion, good order and discipline (if any).

15.5.1.3. For service members who are transitioning and have an approved MTP, authority to approve dress and appearance ETPs is delegated to the wing commander or USSF equivalent.

15.5.1.4. The Service member's immediate commander or equivalent will recommend approval or disapproval and forward the request through the member's chain of command to the wing commander for approval. Upon receiving an ETP request, commander or directors must approve the member's request or forward the disapproval recommendation to the next higher authority within 30 calendar days for regular Service members and no later than 90-calendar days for Guard and Reserve.

15.5.1.5. AF/A1 or SF/S1 as applicable retains the disapproval authority for ETPs. Commanders recommending disapproval, after Staff Judge Advocate review, will forward the request to the appropriate MAJCOM, Field Command (FLDCOM), FOA or DRU A1 or S1. The MAJCOM, FLDCOM, FOA, DRU A1 or S1 will recommend approval or disapproval and forward the request, to the commander or director for approval or to recommend disapproval. MAJCOM/FLDCOM/CC recommending disapproval forwards the request to the service central coordination cell (SCCC) at DAF.Service_Central.Coordination_Cell@us.af.mil to route for AF/A1 or SF/S1 decision.

15.5.1.6. Wing commanders or HAF, MAJCOM, FLDCOM, NAF, FOA and DRU directors or USSF equivalents receiving a request for a dress and appearance ETP will provide a completed, approved request package to SCCC at DAF.Service_Central.Coordination_cell@us.af.mil.

15.5.1.7. Approved exception to policy (ETP) will apply to both the wear of the preferred gender's dress and appearance standards at current and subsequent duty stations, unless modified by the service member's commander. Service members approved for an ETP prior to their gender marker change must ensure they carry a copy of their approved ETP on their person until gender marker is changed in MilPDS. Once the ETP is approved, the member will provide the ETP to the member's medical provider.

15.5.1.8. This guidance applies to Air Reserve Technicians (ARTs) who are required to wear the military uniform while performing civilian duties as an ART as outlined in AFI 36-128, *Pay Setting and Allowances*. ARTs must adhere to applicable dress and appearance standards in accordance with the gender reflected in their military personnel record until the exception to policy request has been approved.

15.5.1.9. Service members attached to a unit belonging to another military department or a joint or combined environment will coordinate with their service senior representative regarding the dress and appearance requirements applicable to personnel attached to that unit.

15.6. Air Force Academy Uniform Board. The Superintendent, United States Air Force Academy (USAFA), appoints an Air Force Academy Cadet Uniform Board to review all proposed changes to Air Force cadet and preparatory school student uniforms. The Superintendent may approve changes regarding USAFA cadet and preparatory student uniform accessories and insignia, but must send other proposed changes to the CSAF, for final approval. Proposed changes to the standard Air Force uniform or wear criteria are submitted directly to the AFUB.

15.7. Test Uniforms. Airmen wear test uniform items as part of an AF/A1 or Air Force Life Cycle Management Center authorized test program. Individuals, units, groups, wings, etc. are not authorized to initiate test programs for uniform items. Unless otherwise directed, Airmen may wear approved test uniform items provided for Air Force use after the test period. AF/A1 determines which individuals, units, or commands will test new uniform items.

ALEX WAGNER
Assistant Secretary
(Manpower and Reserve Affairs)

Attachment 1**GLOSSARY OF REFERENCES AND SUPPORTING INFORMATION*****References***

Title 10 USC Section 772, *When wearing by persons not on active duty authorized.*

Wearing of Insignia of Higher Grade Before Promotion (Frocking): Authority; Restrictions

Title 10 USC Section 1126, *Gold star lapel button: eligibility and distribution*

Technical Order (T.O.) 14P3-1- 112, *Maintenance Instructions Nomex Flight Gear, Coveralls, Gloves, Jacket*

DoDI 1300.17, *Religious Liberty in the Military Services*, 01 September 2020

DoDI 1334.01, *Wearing of the Uniform*, 13 July 2021

DoDI 5400.11, *DoD Privacy and Civil Liberties Programs*, 29 January 2019

DoDM 6025.18, *Implementation of the Health Insurance Portability and Accountability Act (HIPAA) Privacy Rule in DoD Health Care Programs*, 13 March 2019

DSM-V, *Diagnostic and Statistical Manual of Mental Disorders, 5TH Edition*

DAFPD 36-29, *Military Standards*, 24 January 2023

DAFI 21-101, *Aircraft and Equipment Maintenance Management*, 16 January 2020

DAFI 31-101, *Integrated Defense (ID)*, 25 March 2020

DAFI 36-3012, *Military Entitlements*, 06 April 2023

DAFMAN 90-161, *Publishing Processes and Procedures*, 18 October 2023

DAFI 23-101, DAFGM 2023-02, *Materiel Management*, 14 August 2023

AFI 33-322, *Records Management and Information Governance Program*, 28 July 2021

AFI 34-1201, *Protocol*, 18 August 2020

AFI 36-2109, *Chief Master Sergeant of the Air Force, Senior Enlisted Leadership Management and Air Force Association Enlisted Council*, 05 January 2021

AFI 36-2113, *The First Sergeant*, 11 June 2020

AFI 38-101, *Manpower and Organization*, 29 August 2019

AFI 48-133, *Duty Limiting Conditions*, 07 August 2020

AFMAN 36-2100, *Military Utilization and Classification*, 7 April 2021

DAFMAN 11-401, *Aviation Management*, 27 October 2020

DAFMAN 11-415, *Weapons and Tactics Programs*, 01 August 2023

DAFMAN 36-2806, *Military Awards: Criteria and Procedures*, 27 Oct 2022

AFMAN 11-202V3, *Flight Operations*, 10 January 2022

AFMAN 11-402, *Aviation and Parachutist Service*, 24 January 2019

Prescribed Forms

DAF Form 4428, *Tattoo/Brand/Body Marking Screening/Verification*

Adopted Forms

DD Form 448, *Military Interdepartmental Purchase Request*

DD Form 2870, *Authorization for Disclosure of Medical or Dental Information*

DAF Form 847, *Recommendation for Change of Publication*

Acronyms and Abbreviations

2PFDU—2 Piece Flight Duty Uniform

AAFES—Army and Air Force Exchange Services

AETC—Air Education and Training Command

AF—Air Force

AFI—Air Force Instruction

AFMAN—Air Force Manual

AFMC—Air Force Material Command

AFOSI—Air Force Office of Special Investigations

AFPC—Air Force Personnel Center

DAFPD—Department of the Air Force Policy Directive

AFR—Air Force Reserve

AFRC—Air Force Reserve Command

AFSC—Air Force Specialty Code

AFUB—Air Force Uniform Board

ANG—Air National Guard

APECS—All-Purpose Environmental Clothing System

ART—Air Reserve Technician

BMT—Basic Military Training

CC—Commander

CCMD—Combatant Command

CCT—Combat Control Team

CMSAF—Chief Master Sergeant of the Air Force

CONUS—Continental United States

CRO—Combat Rescue Officer

CSAF—Chief of Staff of the Air Force

CWAS—Cold Weather Aviation System
DAFI—Department of the Air Force Instruction
DEERS—Defense Enrollment Eligibility Reporting System
DFDU—Desert Flight Duty Uniform
DoD—Department of Defense
DoDI—Department of Defense Instruction
DRU—Direct Reporting Unit
DSD—Developmental Special Duty
ECWCS—Extended Cold Weather Clothing System
EOD—Explosive Ordnance Disposal
EM—Emergency Management
ETP—Exception to Policy
FDU—Flight Duty Uniform
FLDCOM—Field Command
FOA—Field Operating Agency
GAIN—Guardians and Airmen Innovation Network
GLINT—Gated Light Intensifier
GMC—Gender Marker Change
HAF—Headquarters Air Force
HHQ—Higher Headquarters
IAW—In Accordance With
IRS—Improved Rain Suit
JCS—Joint Chiefs of Staff
MAJCOM—Major Command
MDU—Maintenance Duty Uniform
MILPDS—Military Personnel Data System
MCSS—Military Clothing Sales Store
MPF—Military Personnel Flight
MTP—Medical Treatment Plan
NAF—Numbered Air Force
NATO—North Atlantic Treaty Organization
NGB—National Guard Bureau

OCONUS—Outside the Continental United States
OCP—Operational Camouflage Pattern
OPR—Office of Primary Responsibility
OSD—Office of the Secretary of Defense
OSHA—Occupational Safety and Health Administration
OTS—Officer Training School
PME—Professional Military Education
PTG—Physical Training Gear
RCS/CC—Recruiting Squadron Commander
RegAF—Regular Air Force
RLE—Real Life Experience
ROTC—Reserve Officer Training Corps
SCCC—Service Central Coordination Cell
SecAF—Secretary of the Air Force
SEI—Special Experience Identifier
SERE—Survival, Evasion, Resistance, and Escape
SF—Security Forces
SNCO—Senior Non-Commissioned Officer
STO—Special Tactics Officer
TACP—Tactical Air Control Party
THMEU—Transgender Health Medical Evaluation Unit
T.O.—Technical Order
UCMJ—Uniform Code of Military Justice
UCR—Uniform Change Request
UN—United Nations
US—United States
USAF—United States Air Force
USAFA—United States Air Force Academy
USC—United States Code
USSF—United States Space Force

Office Symbols

AETC/RS—Air Force Recruiting Service

AF/A1—Deputy Chief of Staff for Manpower, Personnel, and Services

AF/A1P—Director of Air Force Military Force Management

AF/A1PA—Military Compensation Policy Division

AF/A1PT—Accessions and Training Division

AF/A1S—Air Force Services Directorate

AF/A4C—Directorate of Civil Engineers

AF/A4S—Security Forces Directorate

AF/CC—Chief of Staff of the Air Force

AF/CCC—Chief Master Sergeant of the Air Force **AF/CV**—Vice Chief of Staff of the Air Force

AF/HG—USAF Honor Guard

AF/JA—Judge Advocate General

AF/RE—Chief of Air Force Reserve

AF/A3T—Air Force Director of Training and Readiness

AFPC/DP3SA—Air Force Personnel Center Special Programs Branch

AFRC/RS—Air Force Reserve Command Recruiting Service

JCS/J1—Joint Chiefs of Staff, Manpower, and Personnel Directorate

AFJROTC/OT—Air Force Junior Reserve Officer Training Corps

NGB/A1Y—Air National Guard Recruiting Operations

NGB/CF—Director of the Air National Guard

OSD—Office of the Secretary of Defense Deputy Chief Management Officer (OSD/DCMO)

SAF/IG—Inspector General

SAF/MR—Assistant Secretary of the Air Force for Manpower and Reserve Affairs

SF/S1—Deputy Chief of Space Operations for Human Capital

Terms

Accouterments—Medals, ribbons, insignia, badges, US insignia, tie tack or clasp, belt buckle and cuff, links, emblems, tags, scarves, gloves, and so forth, authorized for wear on or with any uniforms.

Badge—An accoutrement or award earned by an individual for attaining a special skill or proficiency e.g., occupational badges.

Biological Sex—A person's biological status as male or female based on chromosomes, gonads, hormones, and genitals.

Conservative—Conventional, traditional, and moderate in style and appearance; not extreme, excessive, faddish, or intense

Cosmetics—A product applied to the face for the purposes of altering appearances (ex. foundation, concealer, lipstick, blush, mascara, eye liner, etc.)

Cross-Sex Hormone Therapy—The use of feminizing hormones in an individual with a biological sex of male or the use of masculinizing hormones in an individual with a biological sex of female.

Duty Badge—Accoutrement that reflects current or previous positions of assignment.

Gender Dysphoria—A marked incongruence between one’s experienced or expressed gender and assigned gender of at least 6 months’ duration, as manifested by conditions specified in the American Psychiatric Association’s Diagnostic and Statistical Manual of Mental Disorders: Fifth Edition (DSM-5), page 452, which is associated with clinically significant distress or impairment in social, occupational, or other important areas of functioning.

Gender Identity—An individual’s internal or personal sense of gender, which may or may not match the individual’s biological sex.

Gender Marker—Data element in DEERS that identifies a Service member’s gender.

Gender Transition—Gender transition in the military begins when a Service member receives a diagnosis from a military medical provider (or a civilian medical provider validated by a military medical provider) indicating the Service member’s gender transition is medically necessary and concludes when the Service member’s gender marker in DEERS is changed and the Service member is recognized in the self-identified gender. This process may involve:

Social transition—, also known as “real life experience,” that allows the service member to live and work in their preferred gender with or without any cross-sex hormone treatment, including a legal change of gender, such as changing gender on a passport, birth certificate, or through a court order; **Medical transition** to align secondary sex characteristics with a service member’s preferred gender using any combinations of cross-sex hormone therapy, surgical/cosmetic procedures; or **Surgical transition**, (also known as sex reassignment surgery, gender affirming surgery, or gender confirmation surgery) to make the physical body, both primary and secondary sex characteristics, resemble as closely as possible the service member’s preferred gender.

Graduate Patch—Patch awarded for completion of highly prestigious, competitively-selected course, resulting in a subject matter expertise or enhanced knowledge, skills, or abilities above that of peers.

Insignia—*Accoutrement that reflects a distinguishing mark for an individual service member, e.g., rank, commander’s pin etc.*

Medically Necessary—Those health-care services or supplies necessary to prevent, diagnose, or treat an illness, injury, condition, disease, or its symptoms, and that meet accepted standards of medicine.

Military Creases—Either ironed or sewn; three distinct vertical creases on the back of the shirt and two on the front, one on either side of the buttons.

Patch—A cloth depiction of an emblem or design that can be affixed to a uniform.

Self-identified gender (Preferred Gender)—The gender with which an individual identifies.

Real Life Experience (RLE)—The phase in gender transition process when the individual begins living in accordance with their gender identity. RLE may or may not be preceded by the start of cross-sex hormone therapy, depending on the individualized MTP for in-service gender transition. Full time continuous RLE, daily and across all settings of life, is required before any gender transition surgery that affects fertility. If a service member's MTP identifies gender-affirming surgeries, then an ETP or gender marker change (GMC) is a required to track the duration of full-time continuous RLE. RLE generally encompasses dressing in the preferred gender, as well as using bathrooms, locker rooms, dormitory areas, and showers of the preferred gender.

Regalia—Traditional or sacred clothing, accessories and artifacts having religious significance.

Service Central Coordination Cell (SCCC)—Representatives including, but not limited to: SAF/MR, AF/SG, AF/A1, SF/S1, AF/A3, AF/A4, AFRC, ANG, AF/JA, SAF/GC, and THMEU as subject matter experts who serve as a primary resource for commanders and provide guidance for all inquiries related to service of exempt and non-exempt members with a diagnosis of gender dysphoria.

Short Term Tour/Short-Tour—A tour that does not authorize an accompanied tour or both the accompanied tour is 24 months, and the unaccompanied tour is less than 18 months.

Smart Watch—*A wearable device that closely resembles a wristwatch and provides wearer additional functionality such as fitness tracking and step counting.*

Tab—*Accoutrement that reflects a small arch signifying a special, unique qualification and/or training (e.g., AIR ADVISOR, RAVEN)*

Transgender Health Medical Evaluation Unit (THMEU)—A centrally located medical unit, which is available to service members, MTF providers, and commanders working with transgender service members. Its functions include assuring service members are receiving appropriate treatment in accord with accepted medical practice; service members are evaluated for readiness issues and appropriately profiled; validating all MTPs, surgical requests, and gender marker change requests; and assisting service members, MTF providers, and commanders in DoD and DAF policy and procedures.

Transgender—Individuals who identify with a gender that differs from their biological sex.

Attachment 2

**SAMPLE EXCEPTION TO POLICY REQUEST MEMORANDUM FOR ROUTING TO
IMMEDIATE COMMANDER**

Figure A2.1. Sample Exception To Policy Request.

<p>MEMORANDUM FOR [Grade/Name of Immediate Commander]</p> <p>FROM: [Grade, Name of Requester]</p> <p>SUBJECT: Exception to Policy (ETP) to [military dress and appearance standards]</p> <p>I am a transgender [female/male] Service member in the process of gender transition. Pending my gender marker change in the Defense Enrollment Eligibility Reporting System (DEERS), I request an ETP to allow me to adhere to the requirements of the [insert preferred gender] gender with regard to</p> <p><input checked="" type="checkbox"/> Dress and appearance (DAFI 36-2903, <i>Dress and Personal Appearance</i>),</p> <p>I have enclosed: Medical diagnosis and treatment summary from a military medical provider (or a diagnosis made by a civilian provider and validated by a military medical provider) in consultation with the Transgender Health Medical Evaluation Unit that states gender transition is medically necessary.</p> <p>DD Form 2870, <i>Authorization for Disclosure of Medical or Dental Information</i>, with Section II, number 6 filled out to state that my patient information will be released to my Unit Commander (Name, Rank, Duty Title, Unit Name) and servicing Military Personnel Flight (MPF).</p> <p>Documentation confirming the ETP request is a component of my gender transition plan.</p> <p>The point of contact for this memorandum is the undersigned at (insert telephone number and email address).</p> <p>SERVICE MEMBER SIGNATURE BLOCK</p>

Attachment 3

PAST, PRESENT AND FUTURE PHASEOUT DATES FOR UNIFORM ITEMS

Table A3.1. Past, Present and Future Phaseout Dates for Uniform Items.

Fourrageres	1 January 1993
White Ceremonial Dress Uniform	1 March 1993
Two-line Name Tags	31 October 1993
Blue Ceremonial Dress Uniform	1 August 1994
Blue Beret	30 September 1994
Maternity Smock	30 September 1994
Blue Formal Dress Headgear	30 September 1994
Olive Green T-shirts	1 October 1994
Satin/oxidized US insignia	1 June 1995
US Insignia with Circle (Note Phased back in 1 January 2007 for enlisted only)	1 June 1995
Service Dress Coat, Shade 1549	30 September 1996
Officers Service Dress Coat, Shade 1620 with Officer Sleeve Rank & no Epaulets	30 September 1996
Long- and Short-Sleeved Blouse with Fly-Front Closure With Rounded Collar	1 January 1997
OG 107/507 Field Jacket	1 January 1997
Embroidered Badges and Specialty Insignia Worn on Dress Uniform Combinations	1 October 1997
BDU Aircrew Style Name Patch	1 October 1997
Women's Service Dress Hat (Blue and White)	1 October 1997
Men's and Women's Single-Breasted All-Weather Coat	1 March 1998
Satin and Oxidized finish Belt Tip and Buckle	1 October 1998
Satin and Oxidized Finish Badges and Specialty Insignia, Regular & Miniature	1 October 1998
Service Dress Coat, Shade 1598 (Polyester Double-Knit)	30 September 1999
Service Dress Coat, Shade 1608 (Polyester Wool Tropical)	30 September 1999
Women's Ruffled Mess Dress Blouse	1 January 2000
SNCO shoulder boards on blue shirts (SNCO shoulder boards may only be worn on sweaters; Junior NCO's and Airmen will continue to use pin on rank on sweaters)	1 August 2006
34M and 37F Legacy badges	1 August 2009
Name tag on Pullover Sweater (100% Wool & 50% acrylic/50% wool)	5 October 2009
Metal rank worn by enlisted Airman on light-weight blue jacket	1 January 2010
100% Wool Pullover Sweater	1 October 2010
2EXXX, 3AXXX and 3CXXX Legacy badges	1 October 2010
Green fleece outer garment w/o name, service designator & rank	1 October 2010
Black fleece	1 October 2010

Gray Scarf	31 December 2010
Scarves, Gloves, Mittens, Earmuffs (Gray and Dark Blue)	31 December 2010
White Cardigan Sweater	31 December 2010
33S Legacy badges	1 October 2011
Battle Dress Uniform (BDU)	1 November 2011
Desert Camouflage Uniform	1 November 2011
Black t-shirt	1 November 2011
Black Combat Boots (still authorized w/ blue uniforms)	1 November 2011
Tan boots with ABU (outside Theater of Operations)	1 November 2011
ABU Utility Uniform	1 April 2021