

# Global Optimization

CS143

Lecture 15

Instructor: Fredrik Kjolstad

Slide design by Prof. Alex Aiken, with modifications

# Lecture Outline

---

- Global flow analysis
- Global constant propagation
- Liveness analysis

# Local Optimization

---

Recall the simple basic-block optimizations

- Constant propagation
- Dead code elimination

$X := 3$

$Y := Z * W$

$Q := X + Y$



$X := 3$

$Y := Z * W$

$Q := 3 + Y$



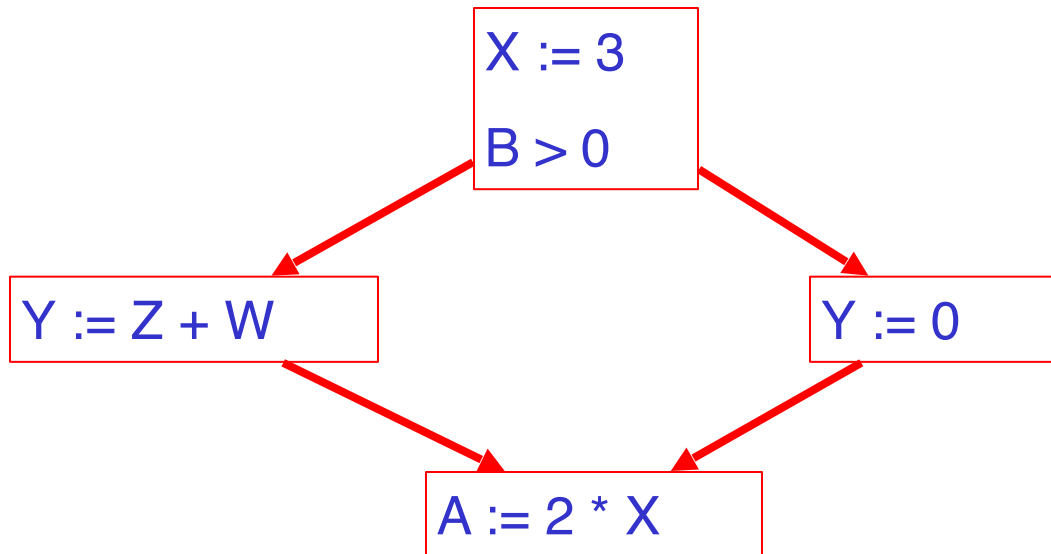
$Y := Z * W$

$Q := 3 + Y$

# Global Optimization

---

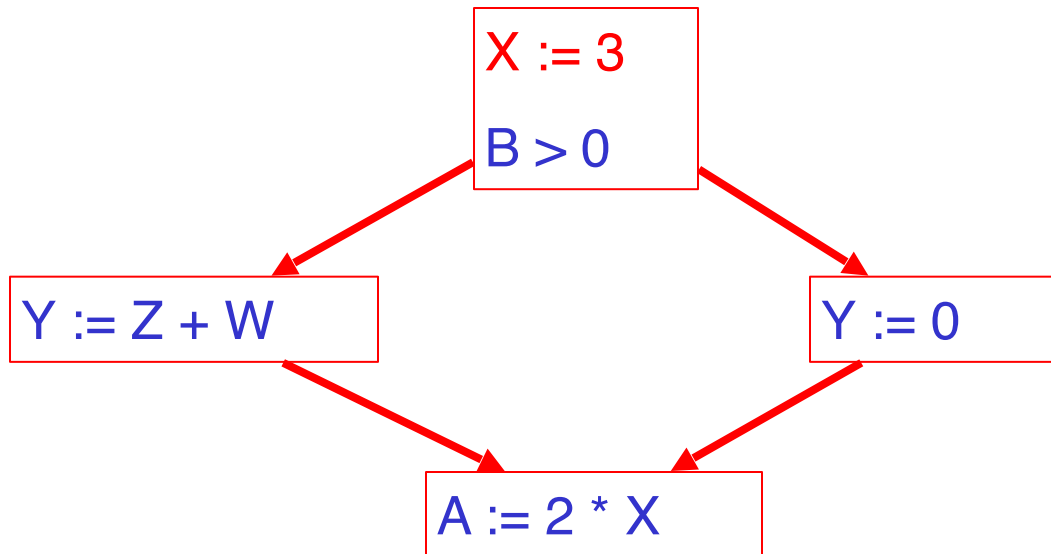
These optimizations can be extended to an entire control-flow graph



# Global Optimization

---

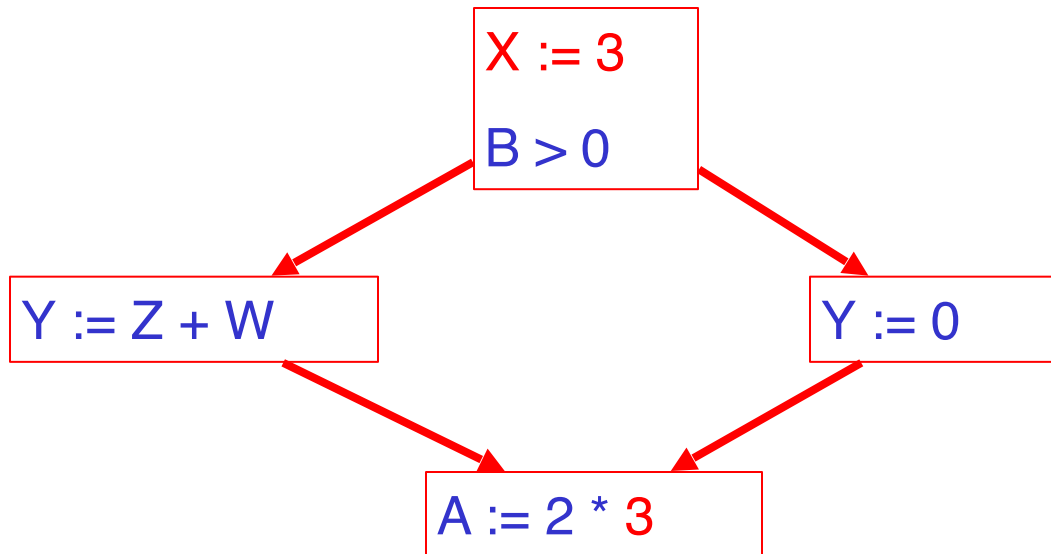
These optimizations can be extended to an entire control-flow graph



# Global Optimization

---

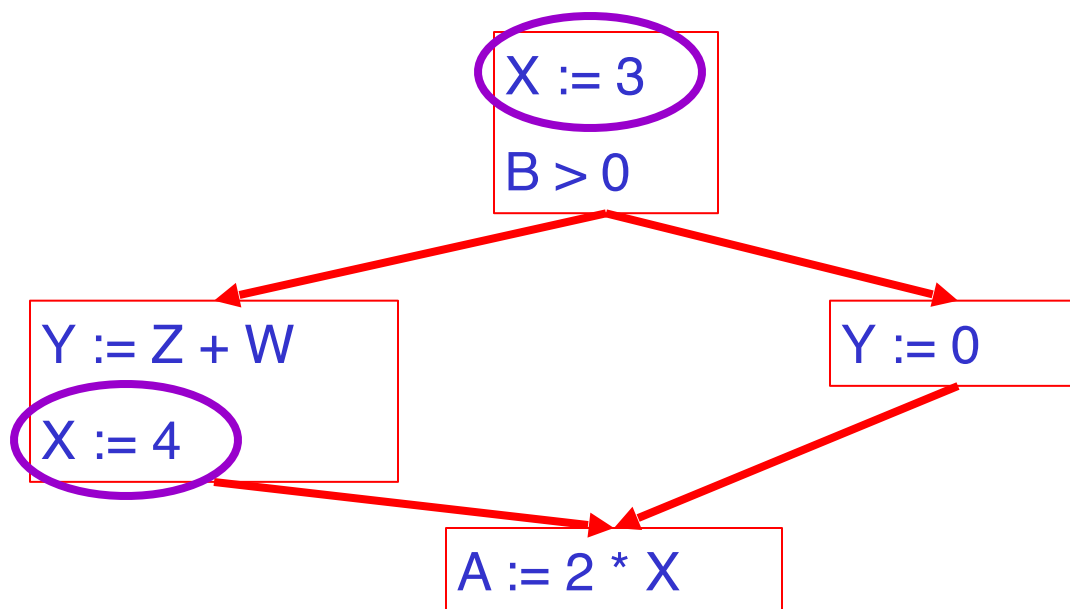
These optimizations can be extended to an entire control-flow graph



# Correctness

---

- How do we know it is OK to globally propagate constants?
- There are situations where it is incorrect:



## Correctness (Cont.)

---

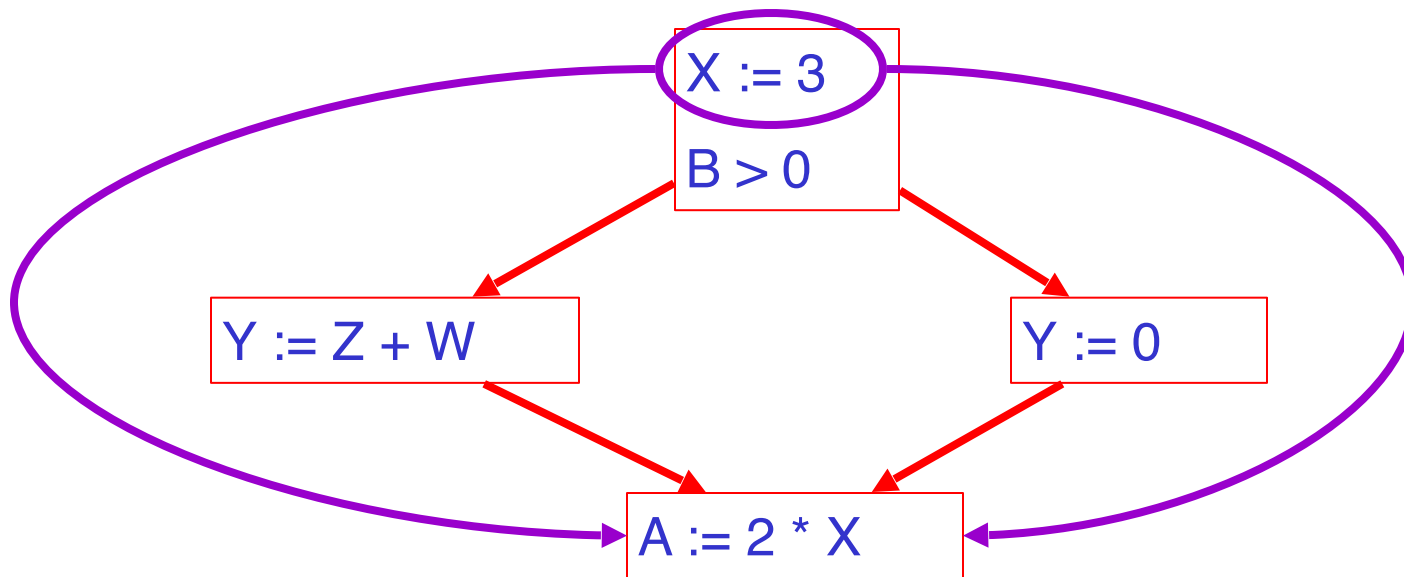
To replace a use of  $x$  by a constant  $k$  we must know that:

On every path to the use of  $x$ , the last assignment to  $x$  is  $x := k$  \*\*



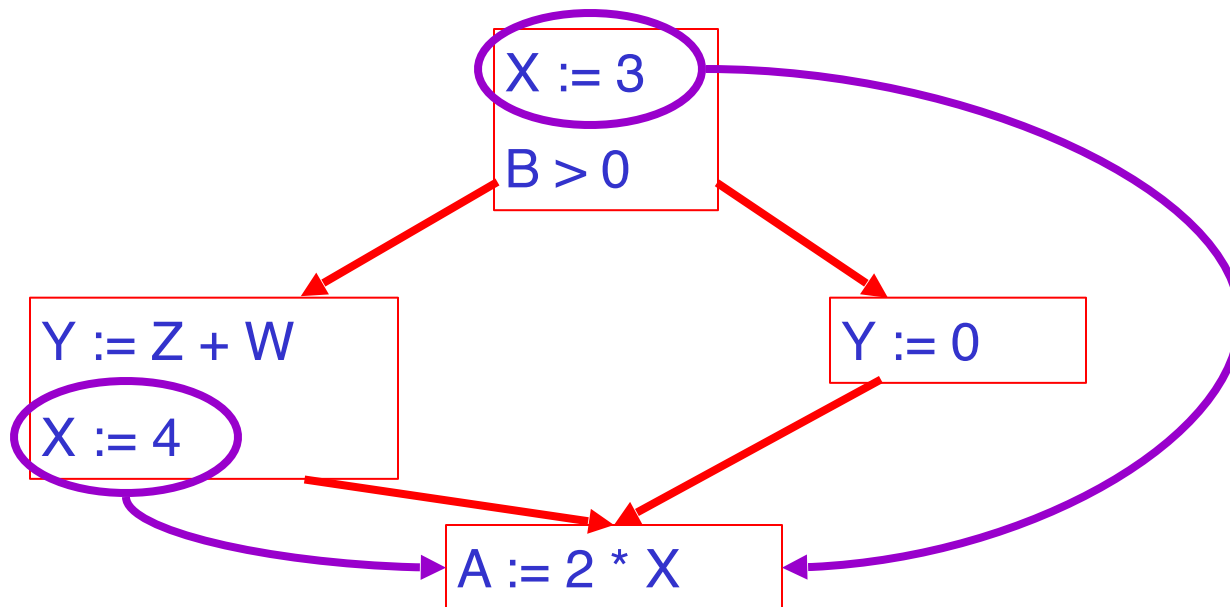
# Example 1 Revisited

---



# Example 2 Revisited

---



# Discussion

---

- The correctness condition is not trivial to check
- “All paths” includes paths around loops and through branches of conditionals
- Checking the condition requires global analysis
  - An analysis of the entire control-flow graph

# Global Analysis

---

Global optimization tasks share several traits:

- The optimization depends on knowing a property  $X$  at a particular point in program execution
- Proving  $X$  at any point requires knowledge of the entire function
- It is OK to be conservative. If the optimization requires  $X$  to be true, then want to know either
  - $X$  is definitely true
  - Don't know if  $X$  is true
- It is always safe to say “don't know”

## Global Analysis (Cont.)

---

- Global dataflow analysis is a standard technique for solving problems with these characteristics
- Global constant propagation is one example of an optimization that requires global dataflow analysis

# Global Constant Propagation

---

- Global constant propagation can be performed at any point where  $**$  holds
- Consider the case of computing  $**$  for a single variable  $X$  at all program points

# Global Constant Propagation (Cont.)

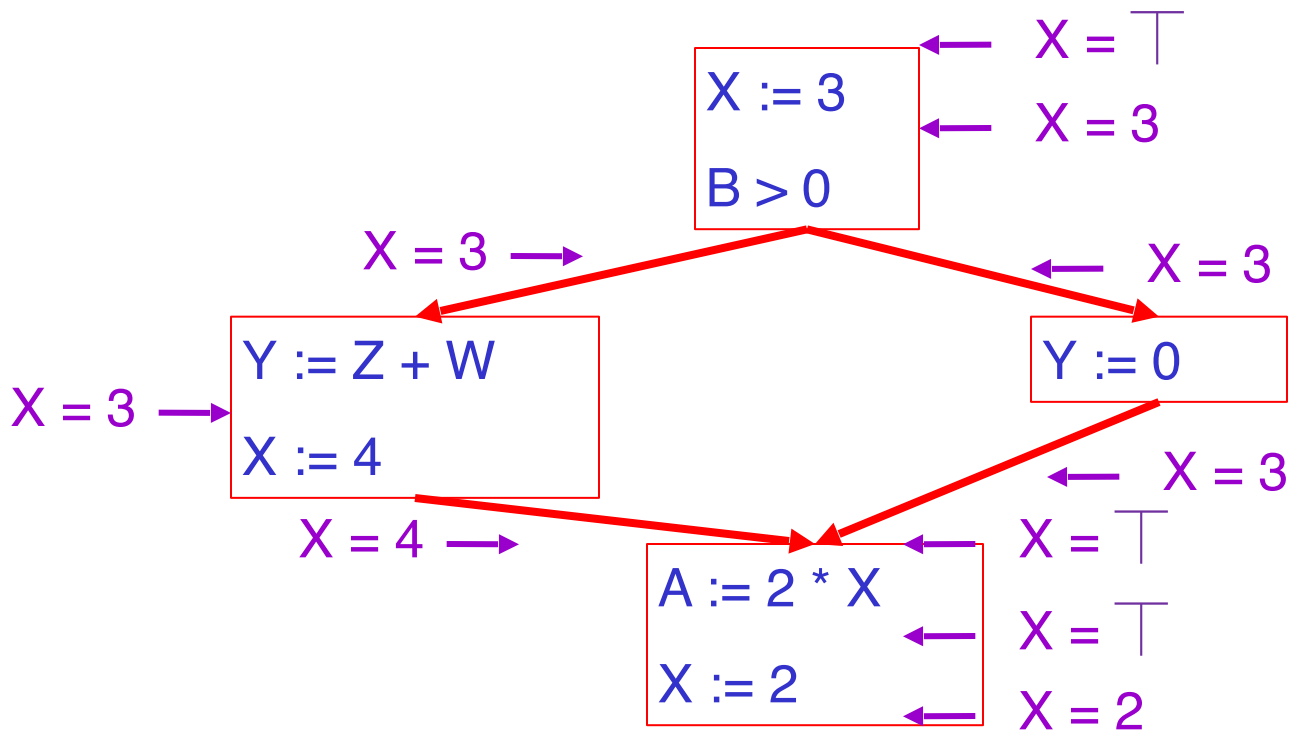
---

- To make the problem precise, we associate one of the following values with  $X$  at every program point

value	interpretation
$\perp$	This statement is unreachable
$c$	$X = \text{constant } c$
$\top$	$X$ is not a constant

# Example

---





# Using the Information

---

- Given global constant information, it is easy to perform the optimization
  - Simply inspect the  $x = ?$  associated with a statement using  $x$
  - If  $x$  is constant at that point replace that use of  $x$  by the constant
- But how do we compute the properties  $x = ?$

# The Idea

---

The analysis of a complicated program can be expressed as a combination of simple rules relating the change in information between adjacent statements

# Explanation

---

- The idea is to “push” or “transfer” information from one statement to the next
- For each statement  $s$ , we compute information about the value of  $x$  immediately before and after  $s$

$C(s,x,in)$  = value of  $x$  before  $s$

$C(s,x,out)$  = value of  $x$  after  $s$

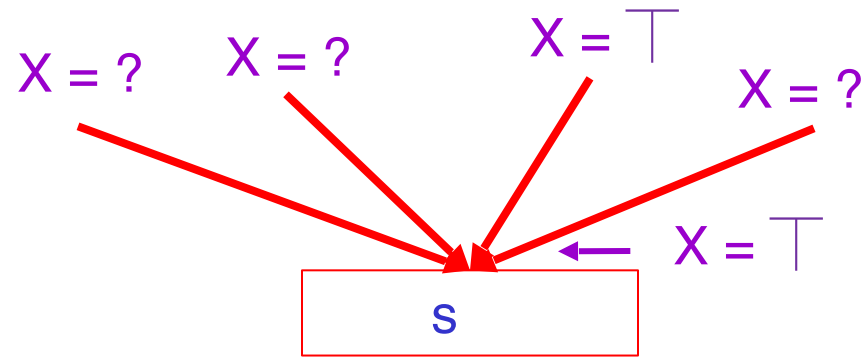
# Transfer Functions

---

- Define a transfer function that transfers information from one statement to another
- In the following rules, let statement  $s$  have immediate predecessor statements  $p_1, \dots, p_n$

# Rule 1

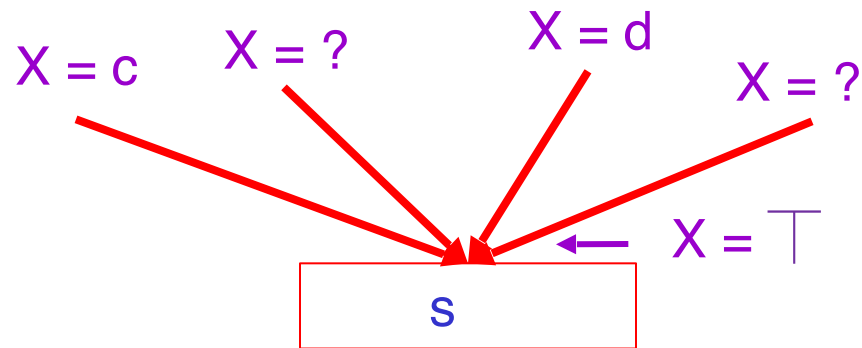
---



if  $C(p_i, x, \text{out}) = \top$  for any  $i$ , then  $C(s, x, \text{in}) = \top$

## Rule 2

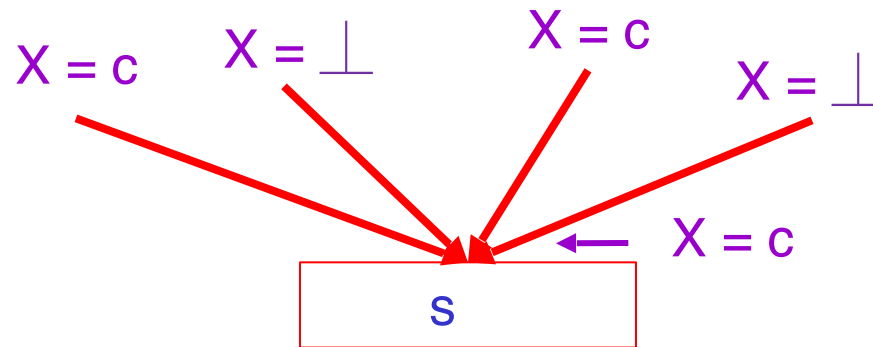
---



$C(p_i, x, \text{out}) = c$  &  $C(p_j, x, \text{out}) = d$  &  $d \diamond c$  then  
 $C(s, x, \text{in}) = \top$

# Rule 3

---

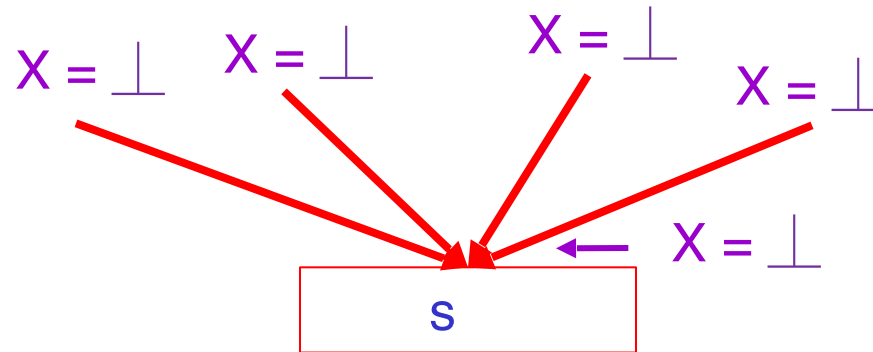


if  $C(p_i, x, \text{out}) = c$  or  $\perp$  for all  $i$ ,

then  $C(s, x, \text{in}) = c$

# Rule 4

---



if  $C(p_i, x, \text{out}) = \perp$  for all  $i$ ,

then  $C(s, x, \text{in}) = \perp$



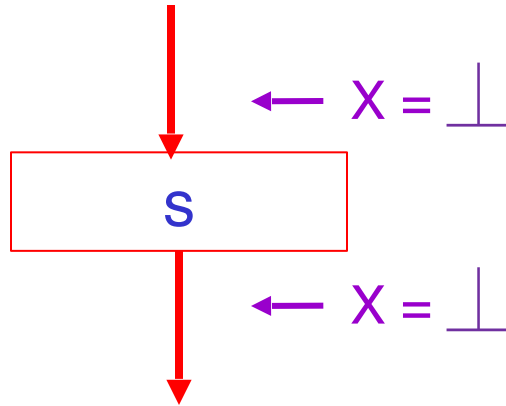
# The Other Half

---

- Rules 1-4 relate the out of one statement to the in of the next statement
- Now we need rules relating the in of a statement to the out of the same statement

# Rule 5

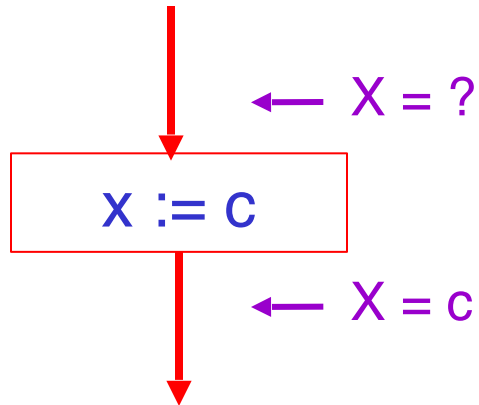
---



$$C(s, x, \text{out}) = \perp \text{ if } C(s, x, \text{in}) = \perp$$

# Rule 6

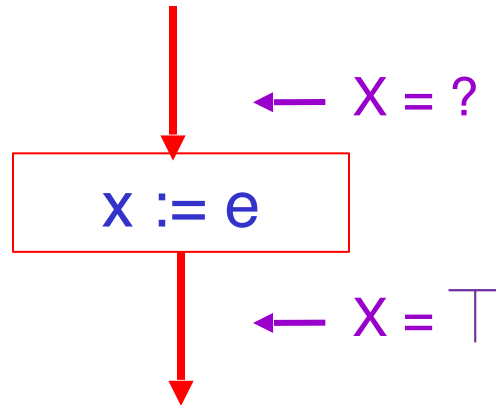
---



$C(x := c, x, \text{out}) = c$  if  $c$  is a constant

# Rule 7

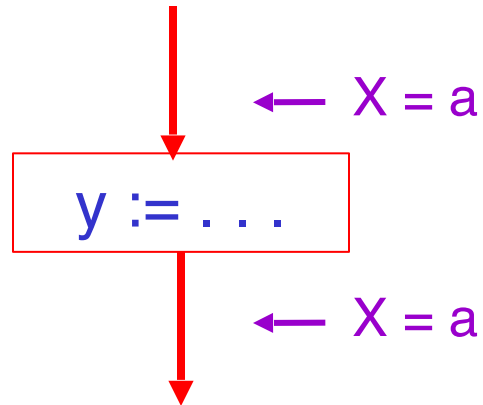
---



$C(x := e, x, \text{out}) = \top$ , where  $e$  is an expression that is not a constant

# Rule 8

---



$$C(y := \dots, x, \text{out}) = C(y := \dots, x, \text{in}) \text{ if } x \diamond y$$

# An Algorithm

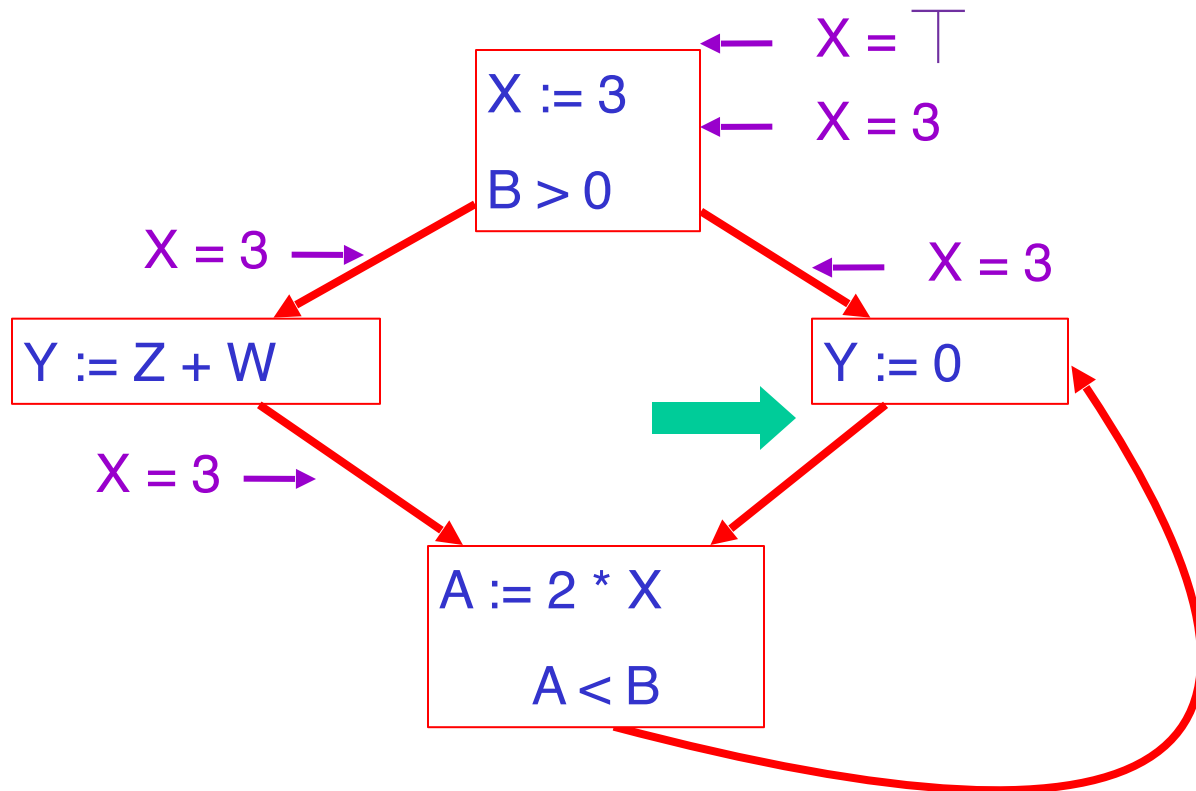
---

1. For every entry  $s$  to the program, set  $C(s, x, \text{in}) = \top$
2. Set  $C(s, x, \text{in}) = C(s, x, \text{out}) = \perp$  everywhere else
3. Repeat until all points satisfy 1-8:  
Pick  $s$  not satisfying 1-8 and update using the appropriate rule

# The Value **Z**

---

- To understand why we need  $\perp$ , look at a loop



# Discussion

---

- Consider the statement  $Y := 0$
- To compute whether  $X$  is constant at this point, we need to know whether  $X$  is constant at the two predecessors
  - $X := 3$
  - $A := 2 * X$
- But info for  $A := 2 * X$  depends on its predecessors, including  $Y := 0$ !



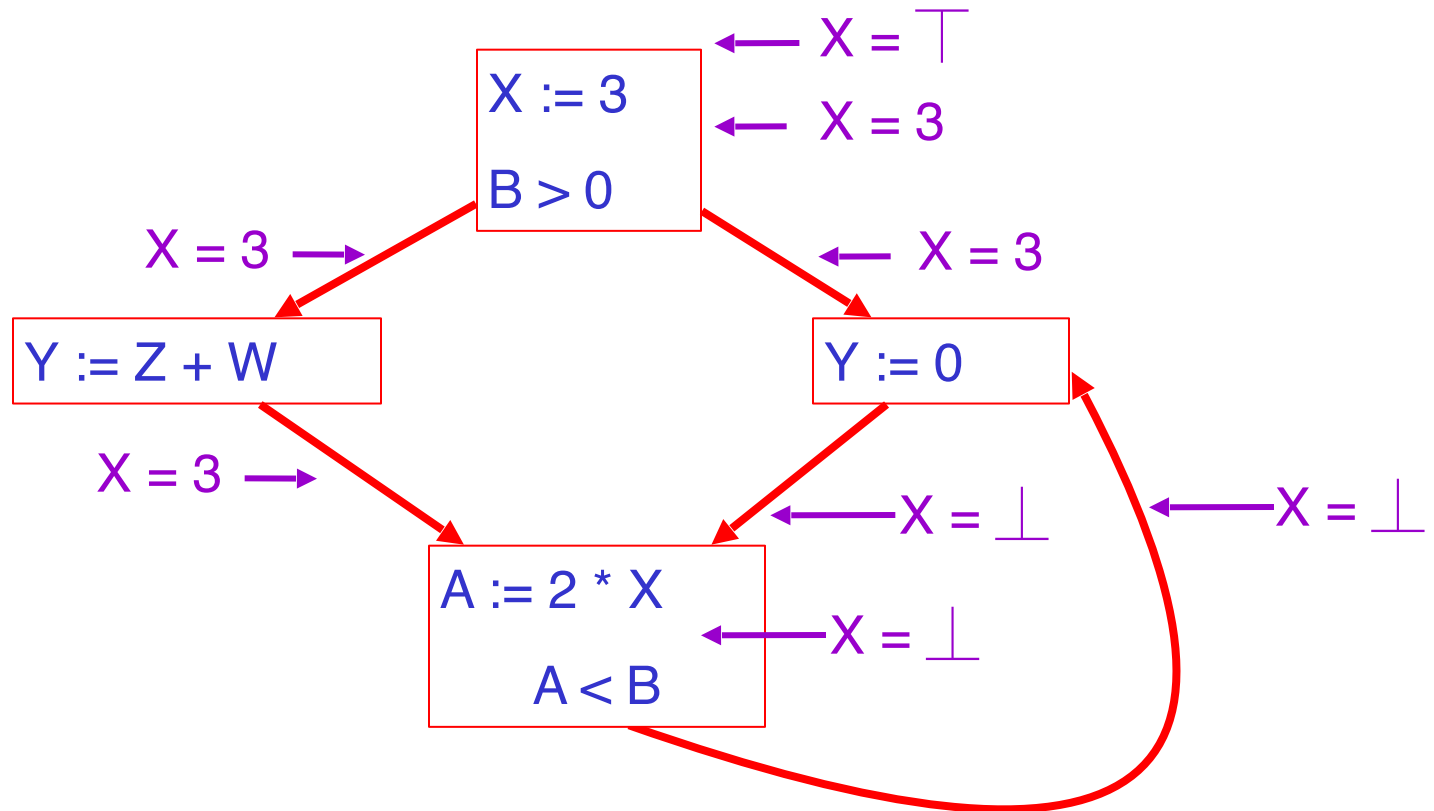
## The Value $Z$ (Cont.)

---

- Because of cycles, all points must have values at all times
- Intuitively, assigning some initial value allows the analysis to break cycles
- The initial value  $\perp$  means “So far as we know so far, control never reaches this point”

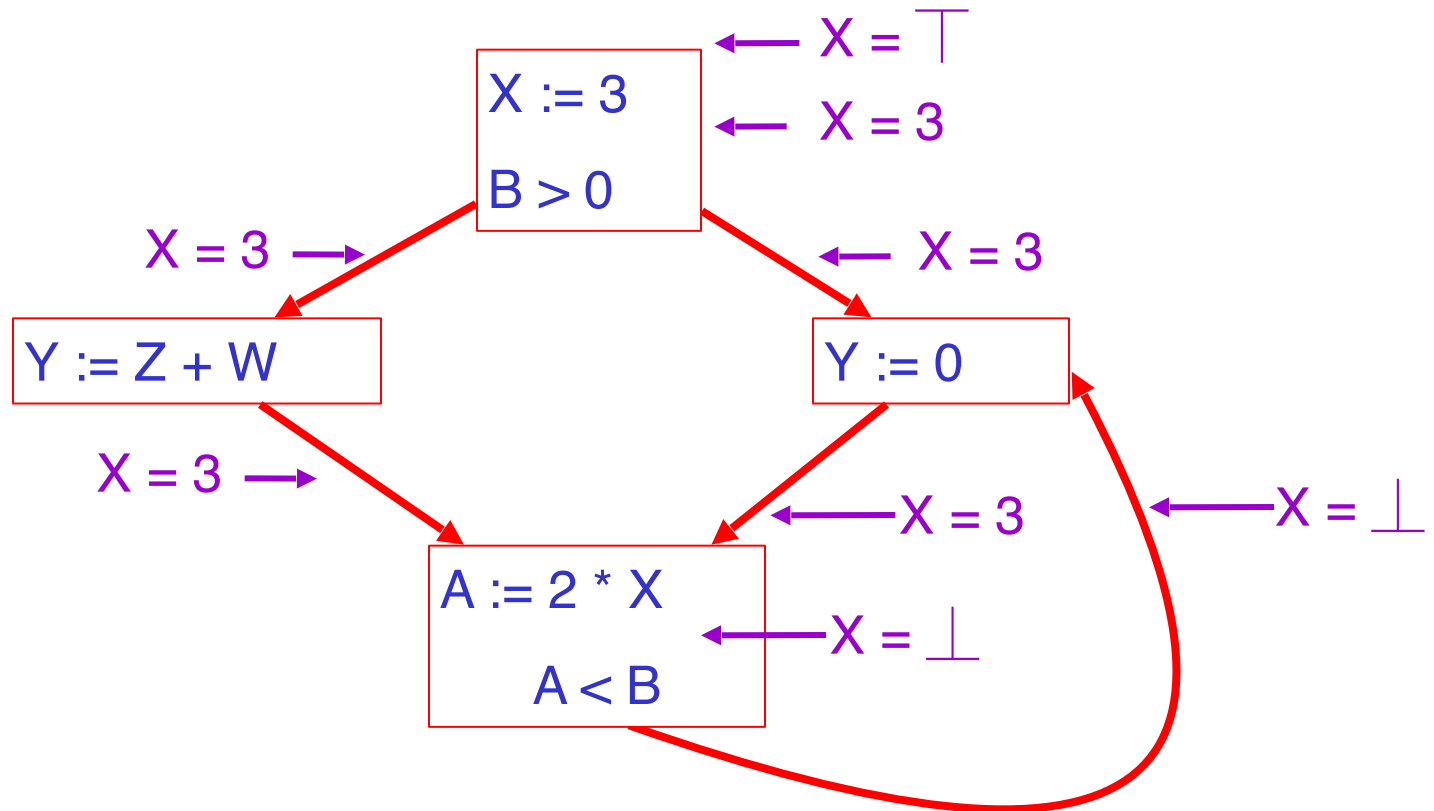
# Example

---



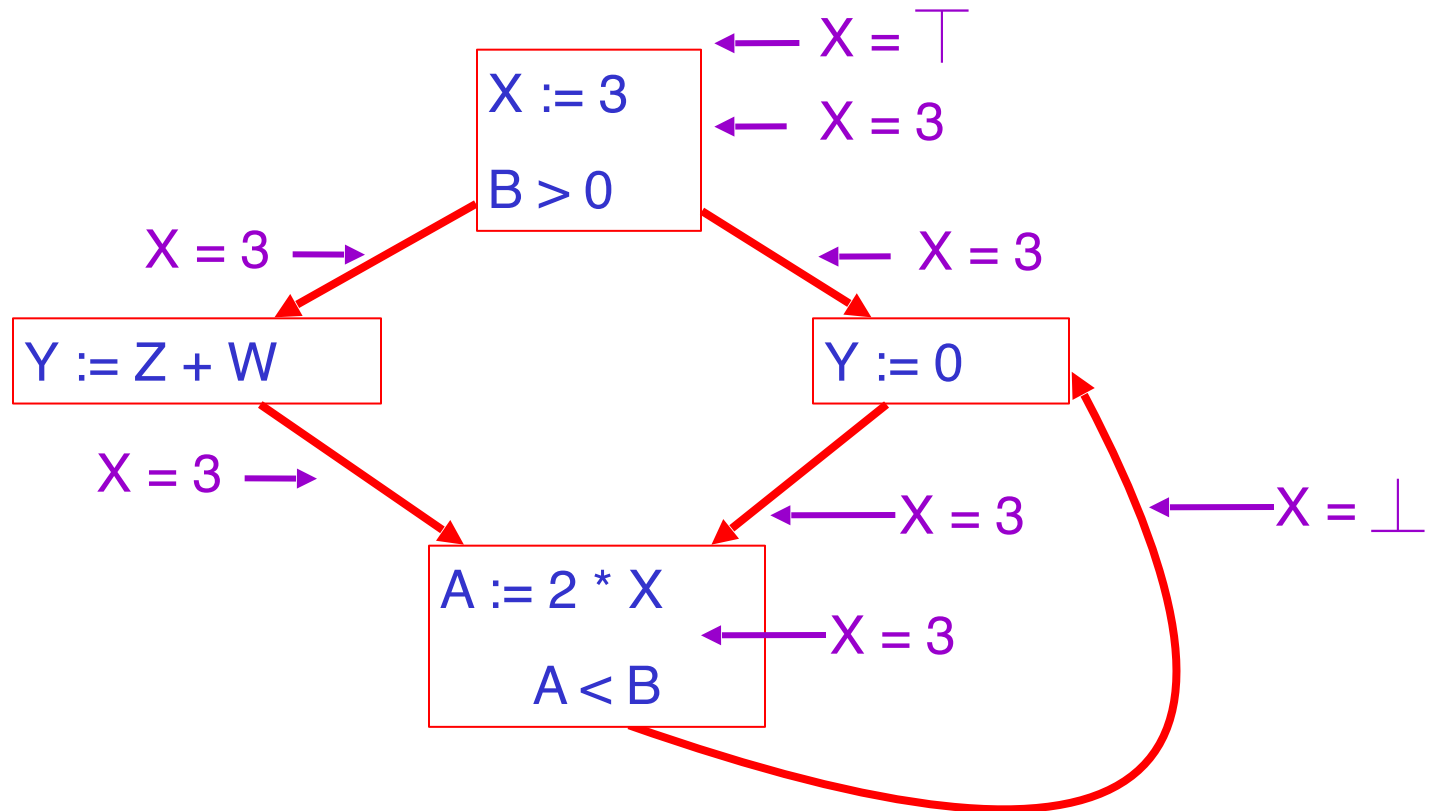
# Example

---



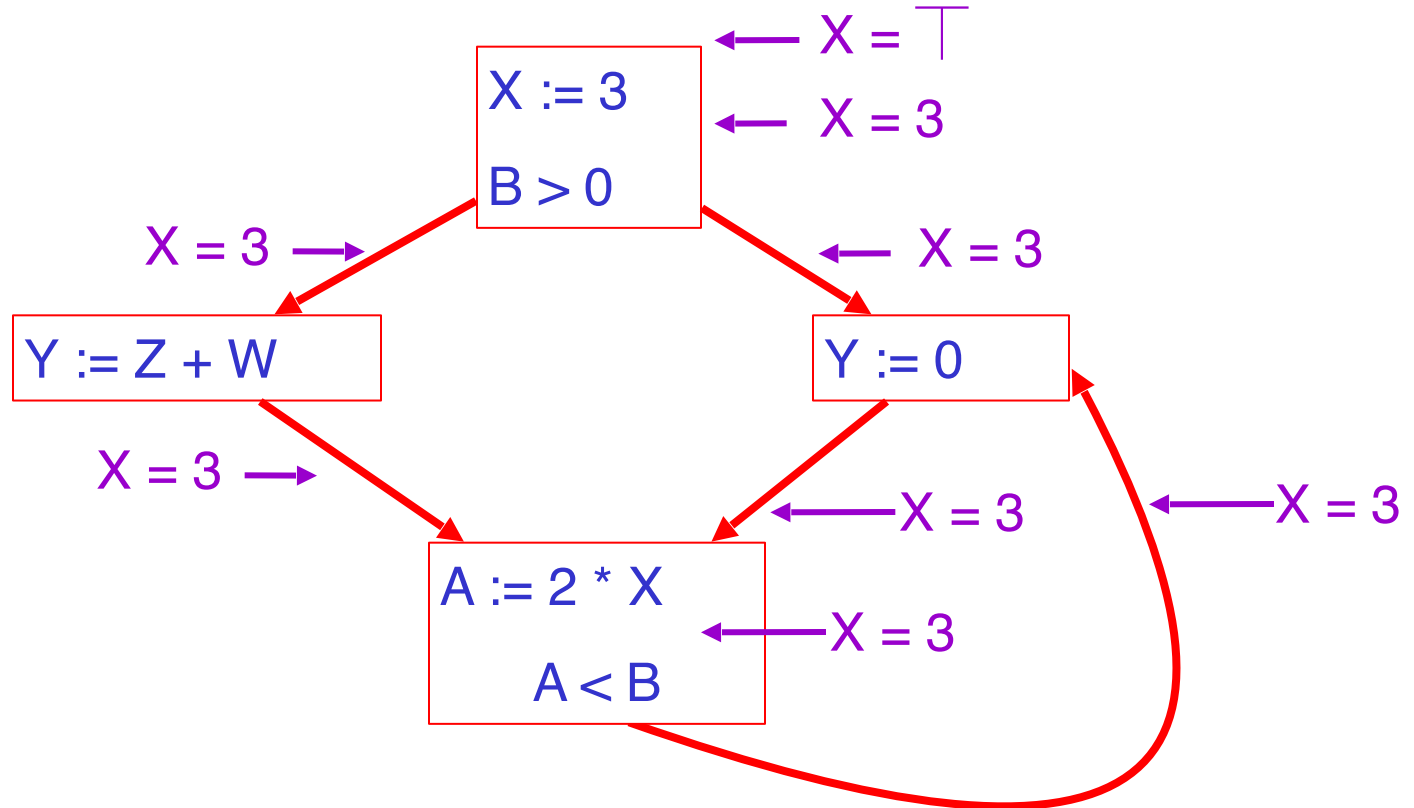
# Example

---



# Example

---



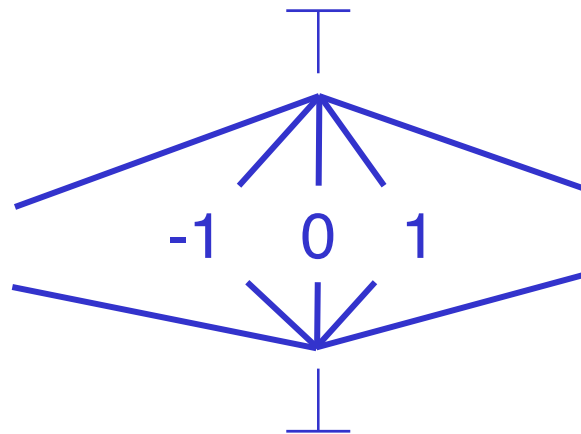
# Orderings

---

- We can simplify the presentation of the analysis by ordering the values

$$\perp < c < \top$$

- Drawing a picture with “lower” values drawn lower, we get



## Orderings (Cont.)

---

- $\top$  is the greatest value,  $\perp$  is the least
  - All constants are in between and incomparable
- Let lub be the least-upper bound in this ordering
- Rules 1-4 can be written using lub:  
$$C(s, x, in) = \text{lub} \{ C(p, x, out) \mid p \text{ is a predecessor of } s \}$$

# Termination

---

- Simply saying “repeat until nothing changes” doesn’t guarantee that eventually nothing changes
- The use of lub explains why the algorithm terminates
  - Values start as  $\perp$  and only increase
  - $\perp$  can change to a constant, and a constant to  $\top$
  - Thus,  $C(s, x, \_)$  can change at most twice



## Termination (Cont.)

---

Thus the algorithm is linear in program size

Number of steps =

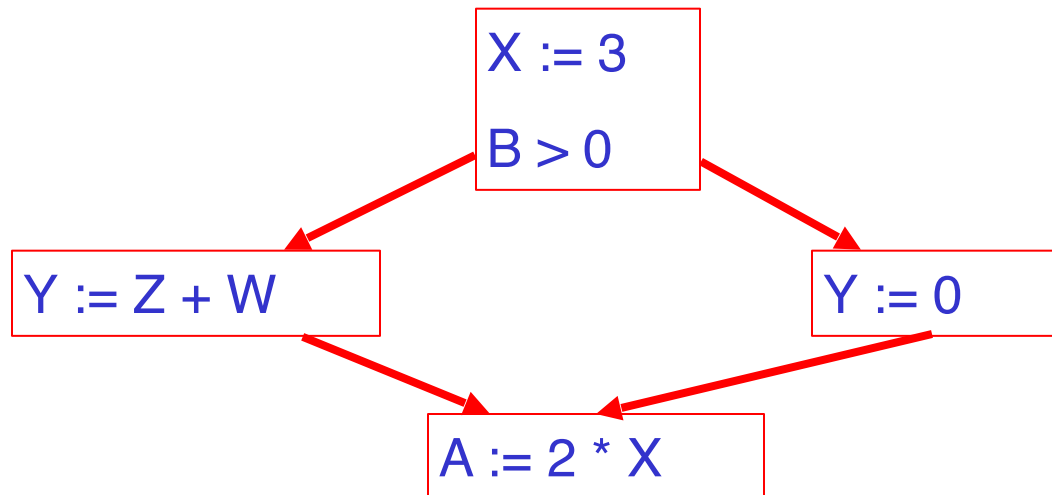
Number of C(...) value computed \* 2 =

Number of program statements \* 4

# Liveness Analysis

---

Once constants have been globally propagated, we would like to eliminate dead code

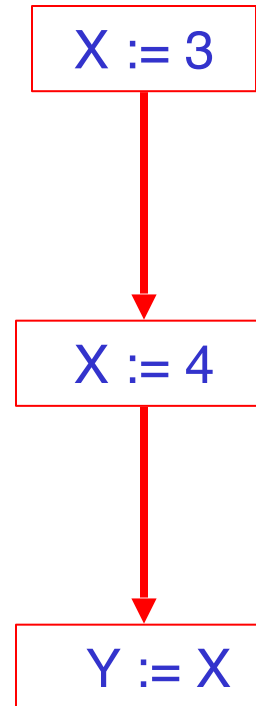


After constant propagation, `X := 3` is dead (assuming `X` not used elsewhere)

# Live and Dead

---

- The first value of  $x$  is dead (never used)
- The second value of  $x$  is live (may be used)
- Liveness is an important concept



# Liveness

---

A variable  $x$  is live at statement  $s$  if

- There exists a statement  $s'$  that uses  $x$
- There is a path from  $s$  to  $s'$
- That path has no intervening assignment to  $x$

# Global Dead Code Elimination

---

- A statement  $x := \dots$  is dead code if  $x$  is dead after the assignment
- Dead statements can be deleted from the program
- But we need liveness information first . . .

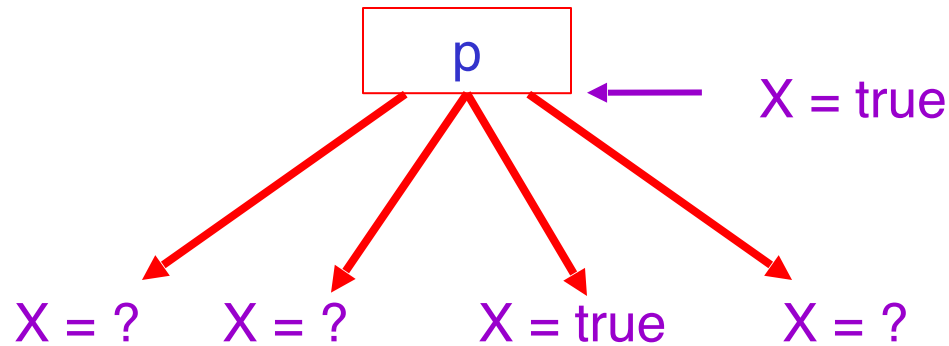
# Computing Liveness

---

- We can express liveness in terms of information transferred between adjacent statements, just as in copy propagation
- Liveness is simpler than constant propagation, since it is a boolean property (true or false)

# Liveness Rule 1

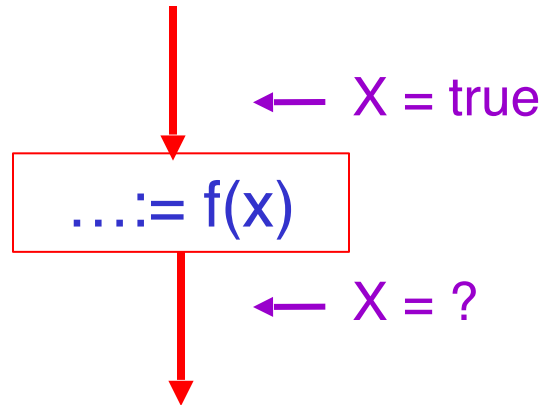
---



$$L(p, x, \text{out}) = \vee \{ L(s, x, \text{in}) \mid s \text{ a successor of } p \}$$

# Liveness Rule 2

---

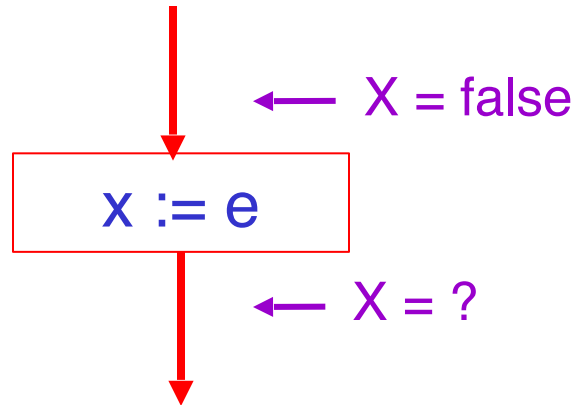


$L(s, x, \text{in}) = \text{true}$  if  $s$  refers to  $x$  on the rhs



# Liveness Rule 3

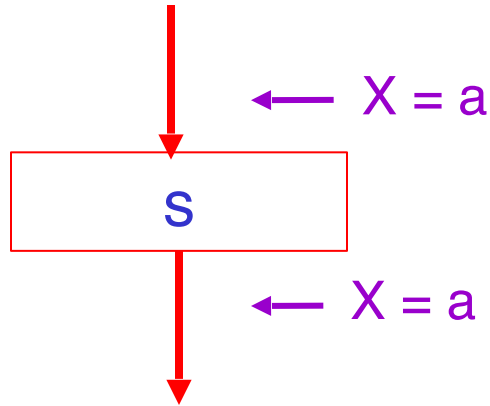
---



$L(x := e, x, \text{in}) = \text{false}$  if  $e$  does not refer to  $x$

# Liveness Rule 4

---



$L(s, x, in) = L(s, x, out)$  if  $s$  does not refer to  $x$

# Algorithm

---

1. Let all  $L(\dots) = \text{false}$  initially
2. Repeat until all statements  $s$  satisfy rules 1-4  
Pick  $s$  where one of 1-4 does not hold and update using the appropriate rule

# Termination

---

- A value can change from **false** to **true**, but not the other way around
- Each value can change only once, so termination is guaranteed
- Once the analysis is computed, it is simple to eliminate dead code

# Forward vs. Backward Analysis

---

We've seen two kinds of analysis:

Constant propagation is a forwards analysis:  
information is pushed from inputs to outputs

Liveness is a backwards analysis: information is  
pushed from outputs back towards inputs

# Analysis

---

- There are many other global flow analyses
- Most can be classified as either forward or backward
- Most also follow the methodology of local rules relating information between adjacent program points