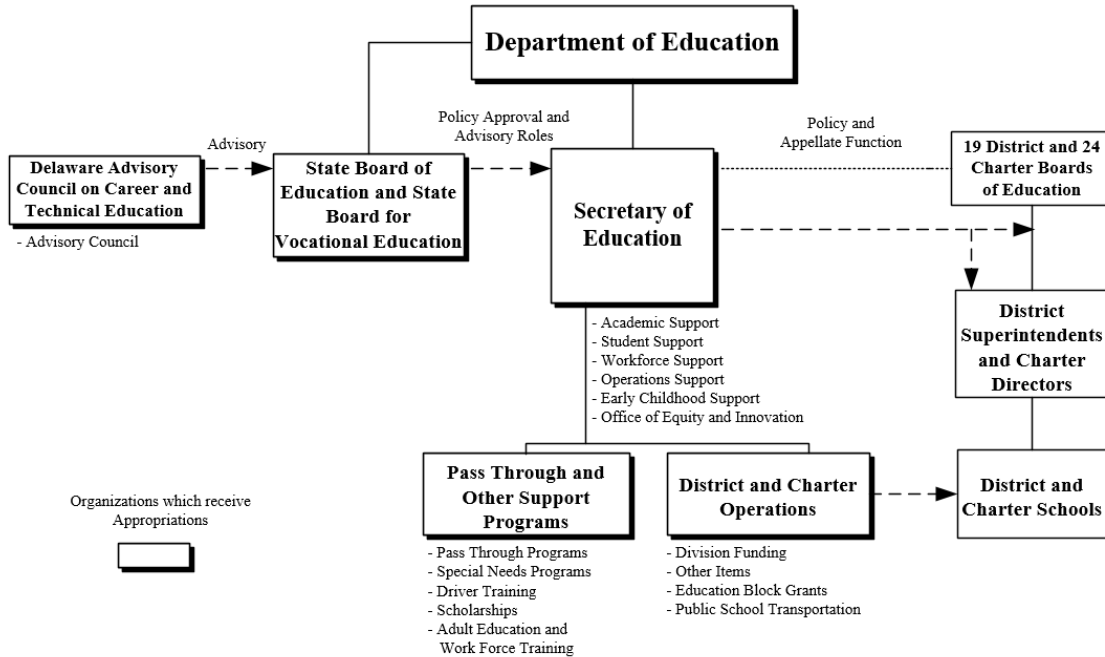
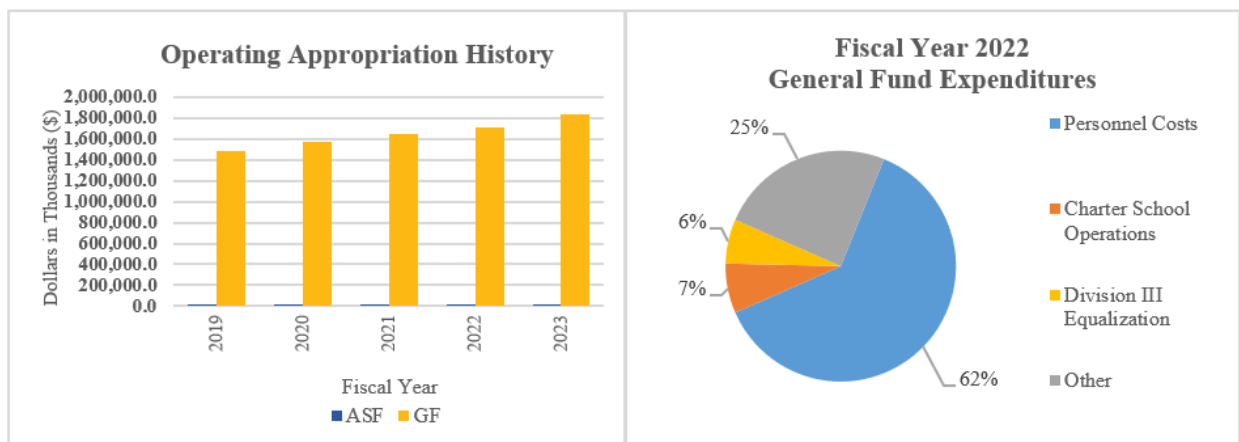


# Education




## At a Glance

- Implement rigorous standards, instruction and assessments;
- Ensure equitable access to excellent educators;
- Support high quality early learning opportunities;
- Provide safe and healthy environments conducive to learning; and
- Engage and inform families, schools, districts, communities and other agencies.



# Education



## Overview

In cooperation with the local boards of education, district superintendents, charter leaders, principals, school-based employees, teachers, parents and community members, the Department of Education (DOE) works to significantly improve the number of students who successfully meet college and career-readiness standards. In support of that focus, DOE ensures excellent educators for all students; supports high quality early learning opportunities; provides safe and healthy environments conducive to learning; provides school and community-based supports and enrichment opportunities, effective supports for improving the State's lowest performing schools, flexibility in meeting the needs of the student for achieving results and support to schools and districts in improving the quality of education; engages and informs families, schools, districts, communities, and other agencies; and ensures management support.


## On the Web

For more information, visit [doe.k12.de.us](https://doe.k12.de.us).

## Performance Measures


IPU	Performance Measure Name	Fiscal Year 2022 Actual	Fiscal Year 2023 Budget	Fiscal Year 2024 Governor's Recommended
95-01-00	<b>Department of Education</b>			
	# of educator evaluation system implementations: districts	19	19	19
	charter schools	23	23	24
	# school leaders participating in administrative mentoring	62	68	85
	% of Career and Technical Education concentrator students graduating	99.1	98	99
	# of private business and trade school certification renewals	117	118	118
	# of veteran affairs and on-the-job training apprenticeship renewals	90	88	92
# of refurbished computers placed in schools	411*	1,500	1,500	

# Education



IPU	Performance Measure Name	Fiscal Year 2022 Actual	Fiscal Year 2023 Budget	Fiscal Year 2024 Governor's Recommended
95-02-02	<b><i>Other Items/Student Discipline Program*</i></b>			
	# of federal gun-free violations (students)	6	5	5
	# of reporting School Crimes Laws violations (students)	781	500	550
	# of expulsions	18	25	25
95-02-06	<b><i>Public School Transportation*</i></b>			
	# of public school pupils transported	123,400	125,700	125,900
	# of school bus accidents related to school bus driver	87	110	110
95-03-20	<b><i>Special Needs Programs*</i></b>			
	Prison education enrollment by institution:			
	James T. Vaughn Correctional Center	515*	940	950
	Sussex Correctional Institution	476*	870	880
	Delores J. Baylor Women's Correctional Institution	161*	550	560
	Howard R. Young Correctional Institution	219*	615	625
	# of offenders participating in the following prison education services:			
	Adult Basic Education/GED	511*	850	860
	James H. Groves High School	146*	195	205
	Life Skills	136*	490	500
Vocational	578*	1,440	1,450	
95-03-30	<b><i>Driver Training</i></b>			
	# of students completing the Driver Education program:			
	public	9,239	11,400	11,400
	summer	685	1,000	1,000
non-public	1,019	1,250	1,250	

# Education



IPU	Performance Measure Name	Fiscal Year 2022 Actual	Fiscal Year 2023 Budget	Fiscal Year 2024 Governor's Recommended
<b>95-03-40</b>	<b>Scholarships</b>			
	# of recipients:			
	Scholarship Incentive Program	904	1,000	1,000
	Student Excellence Equals Degree (SEED)	2,375	3,821	4,365
	Inspire	782	932	1,222

*\*Figures were impacted by the COVID-19 pandemic.*