



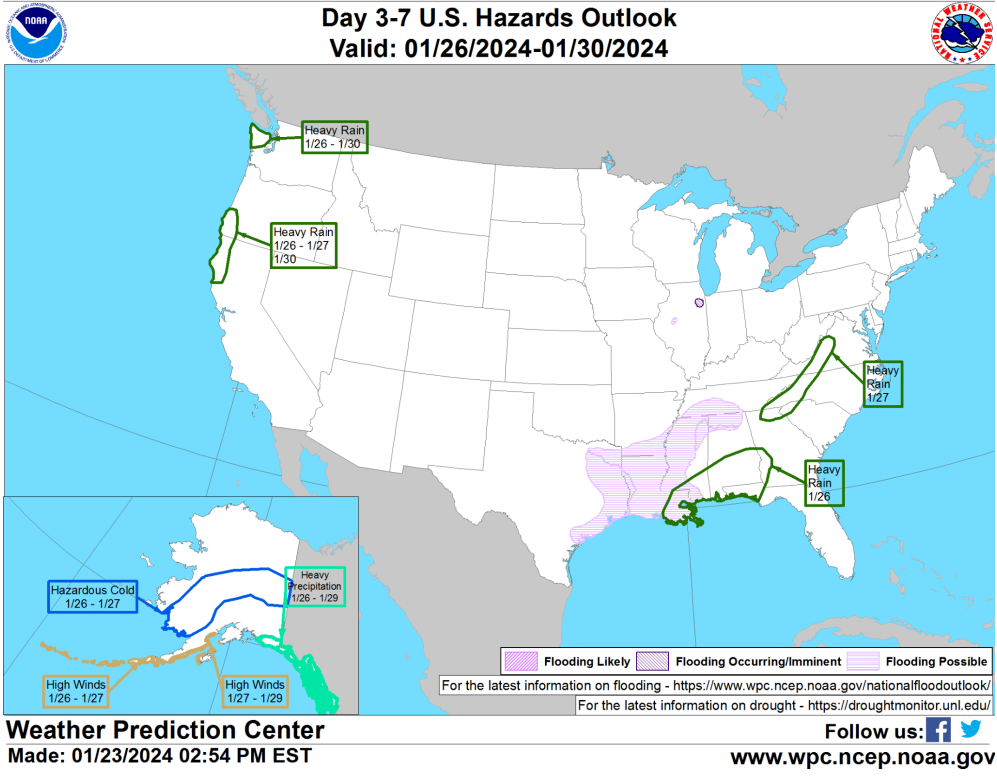
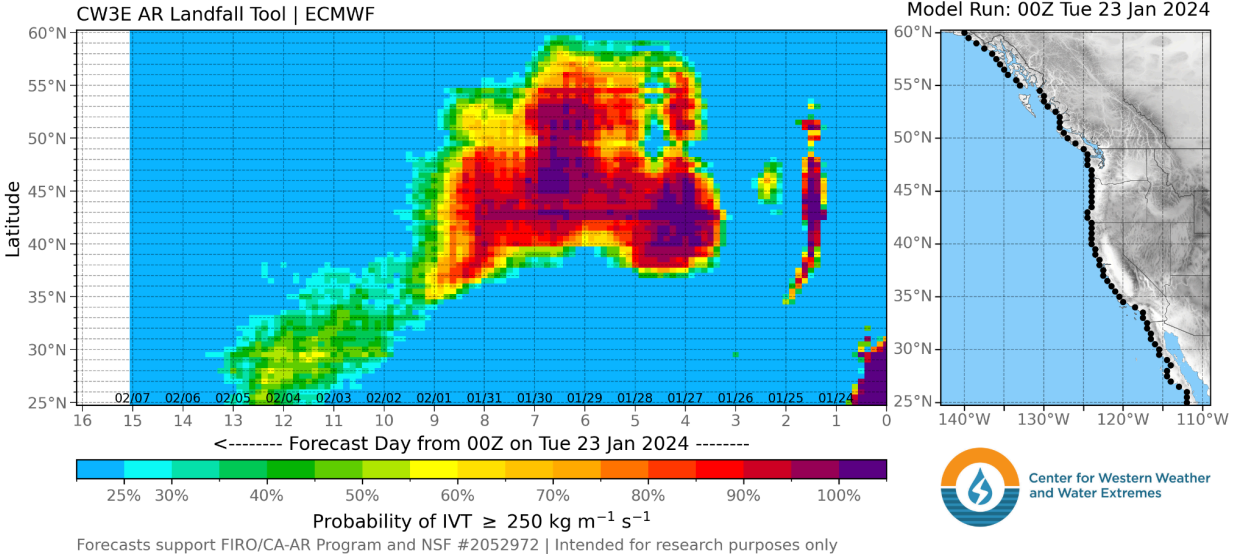
Quick Look: Active Weather Pattern over Western US Likely to Continue into Next Week *Updated: 23 January 2024*

A quick look at the potential for additional atmospheric river (AR) activity and heavy precipitation over the next two weeks.

Forecast Highlights:

- CW3E's medium-to-extended-range AR forecast products suggest that the active weather pattern will continue over the western US, punctuated by the potential for a prolonged period of landfalling AR activity later this week through much of next week
- The ECMWF Ensemble Prediction System (EPS) is showing > 80% probability of AR conditions ($IVT > 250 \text{ kg m}^{-1} \text{ s}^{-1}$) over much of coastal WA, OR, and Northern CA beginning on Friday, 26 Jan, and continuing into Wednesday, 31 Jan.
- Landfalling AR activity is forecast to shift southward into Southern CA and Baja California at the beginning of February, but confidence in AR conditions in these areas is currently lower (< 60% probability).
- The Weather Prediction Center (WPC) is highlighting the potential for heavy rain over the Olympic Peninsula, as well as the Coast Ranges in southern OR and Northern CA during 26–30 Jan.
- Looking further ahead, the Climate Prediction Center's (CPC) 8–14 day precipitation outlook is showing > 70% likelihood of wetter-than-normal conditions over much of CA and AZ during 31 Jan – 6 Feb.
- The CPC's 8–14 day hazards outlook is highlighting a moderate-to-high risk of heavy rain and heavy mountain snow throughout much of the southwestern US (especially CA), as well as the possibility of flooding in portions of CA and AZ
- Consistent with the CPC's Week 2 precipitation outlook, multiple subseasonal forecast products are indicating the potential for wet conditions to continue into the first week of February
- CW3E's subseasonal AR activity outlooks are showing a high likelihood (> 70% probability) of AR activity over the western US during Week 2 (30 Jan – 5 Feb)
- The International Research Institute's (IRI) subseasonal North American weather regime forecasts are also showing high confidence (> 75% ensemble agreement) in Pacific Trough conditions continuing through the end of Week 2. This pattern is typically associated with above-normal precipitation over the US West Coast.

Stay tuned to the CW3E webpage for a full AR Update



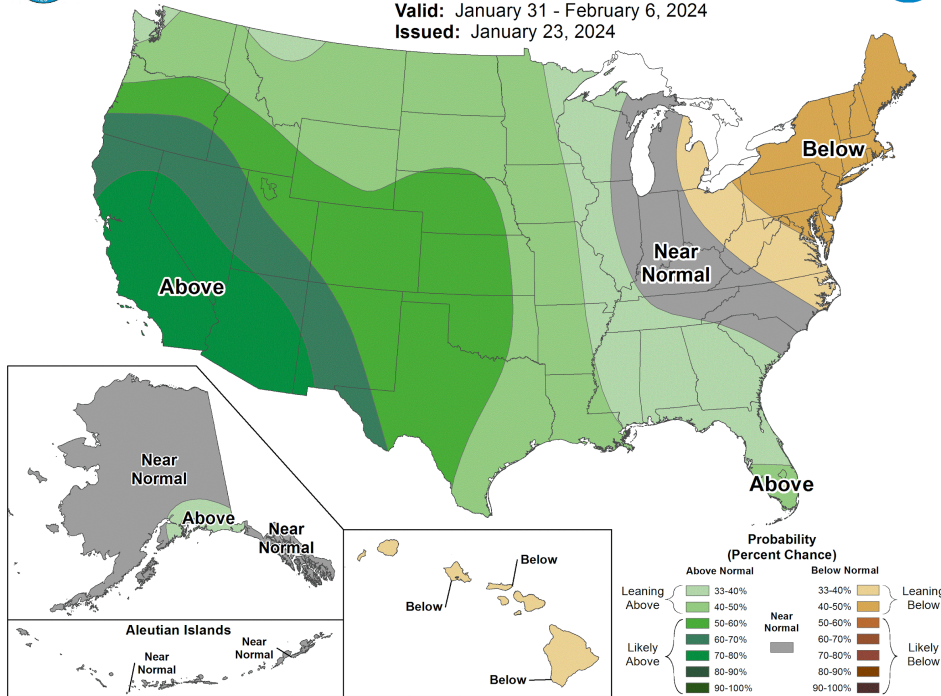
Stay tuned to the CW3E webpage for a full AR Update



8-14 Day Precipitation Outlook

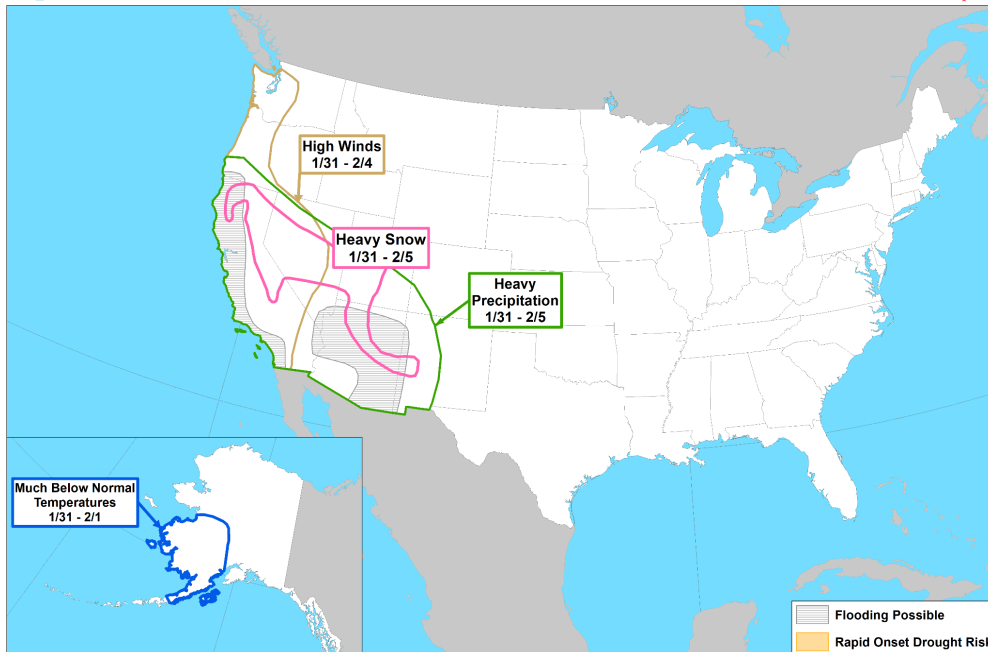


Valid: January 31 - February 6, 2024
Issued: January 23, 2024



Day 8-14 U.S. Hazards Outlook

Valid: 01/31/2024-02/06/2024

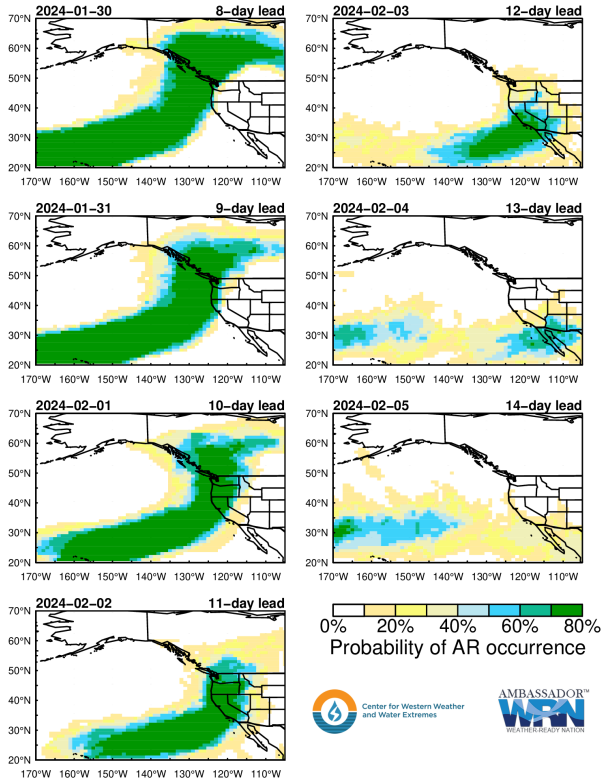


Climate Prediction Center
Made: 01/23/2024 3PM EST

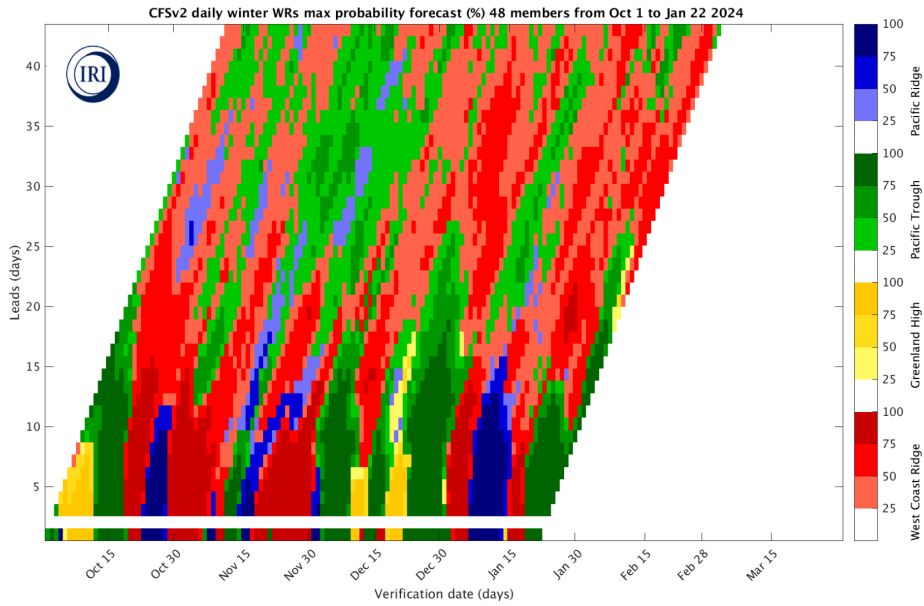
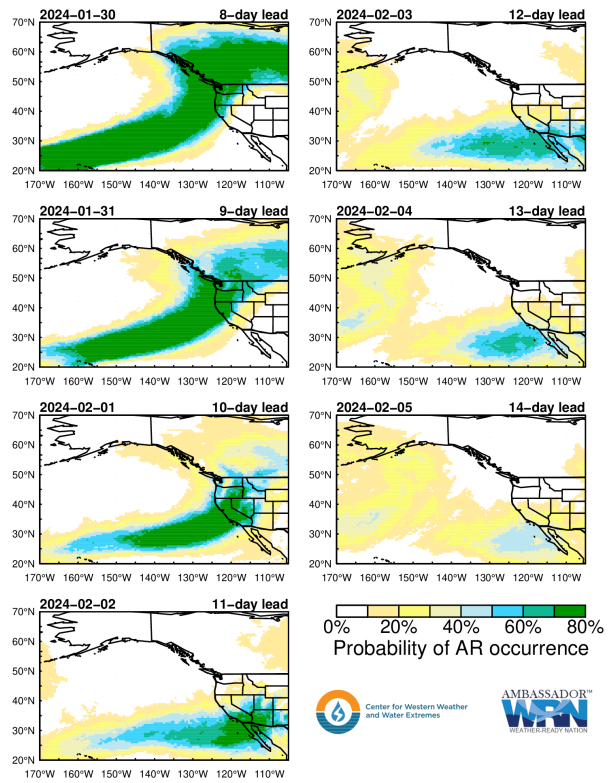
Follow us:
www.cpc.ncep.noaa.gov

Stay tuned to the CW3E webpage for a full AR Update


NCEP Forecast Initialized: Jan 22, 2024



ECMWF Forecast Initialized: Jan 22, 2024



Stay tuned to the CW3E webpage for a full AR Update



Additional Considerations:

- Visit nwrfc.noaa.gov and cnrfc.noaa.gov for specific river and stream forecasts. Visit <https://www.weather.gov/> for point specific watches, warnings, and forecasts.

In-depth AR forecasts products can be found here:
<http://cw3e.ucsd.edu/iwv-and-ivt-forecasts/>

Update provided by C. Castellano
c1castellano@ucsd.edu

Stay tuned to the CW3E webpage for a full AR Update