

# No Bites!



**Dog Safety  
Tips for Kids**

PAGE INTENTIONALLY LEFT BLANK FOR PRINTING PURPOSES

This coloring book belongs to:

---

*Published by the Wisconsin Department of Agriculture, Trade and Consumer Protection—  
Division of Animal Health and provided as an educational tool.*


*Content by Dr. Yvonne Bellay, Humane Programs Program Manager.*

*Illustrations by Raechelle A. Cline.*

*Copyright 2013.*

Dogs think they own things, like their toys, their food, their house and the people who live in it. So you should never bother a dog when it's...

...sleeping,




...eating, or




...with its  
puppies or  
toys.




Never bother a dog when it is behind a fence or in a car, even if it's a dog you know.



Always ask the owner before you pet a dog. And always make sure to keep your face away from the dog's face.



If a loose dog comes near you, be like a tree and look away from the dog's face!





Roll up into a ball and be like a rock if a loose dog comes near you when you are on the ground or if a dog knocks you down.





If a dog attacks you, put something between you and the dog and be like a tree. **DO NOT RUN!**



Tell your parents right away if a dog bites you.

# Message for Parents

Children are naturally curious about dogs. The following tips will help keep your children and other family members safe around dogs. Be sure to practice these tips with your child(ren).

## Teach your child(ren) to:


- **Always ask the owner before they pet a dog.** Many dogs do not like to be touched on their heads, ears or feet. The best place to pet a dog is on its side or back.
- **Keep their face away from a dog's face.** Nearly two-thirds of dog bites to young children are on the head and neck.
- **Stand like a tree if a loose dog comes near them.** They should stay like this until the dog goes away. Dogs will chase children who yell and run away. Children cannot run or bike faster than a dog.
- **Be like a rock if a loose dog comes near them while they are on the ground.** Children should roll u into a ball, with their faces to the ground and their arms covering their ears and necks. They should stay like this until the dog goes away.
- **Never bother a dog when it is eating, sleeping or with puppies or its toys.**
- **Never bother a dog when it is in a car, behind a fence or tied up**—even if it is a dog they know. Dogs protect things that they consider theirs including their house, yard, car and owner.

## Remember:

- Never leave babies or small children alone with any dog, even the family pet.
- If you have small children, make a safe place for your dog that is out of reach of the children.

## If bitten by a dog:

- Clean the wound well with soap and water.
- Get as much information as possible about the dog (breed, color, size, the owner's name, where the dog lives, where it bit, etc.)
- Go to your health care provider.
- Report the bite to animal control in your area.



\_\_\_\_\_  
(sign here)

## **knows how to be safe around dogs!**

### **I promise to:**

- Always ask before I pet someone else's dog.
- Keep my face away from a dog's face.
- Be like a tree or be like a rock if a loose dog comes near me.
- Never bother a dog when it is eating, sleeping, with puppies or toys, in a car or in a yard.
- Tell a parent if I'm ever bitten by a dog.



Department of Agriculture,  
Trade & Consumer Protection  
Division of Animal Health  
PO Box 8911  
Madison, WI 53708-8911  
datcp.wi.gov