

International Agribusiness Center



2022 Export Highlights — Full Year Results

For questions, contact:

Mark Rhoda-Reis, Bureau Director, (608) 400-5311, mark.rhodareis@wisconsin.gov

Highlights

Wisconsin food, forestry and agriculture product exports set a record in 2022, according to U.S. Census trade data. Exports were shipped to 142 countries totaling nearly \$4.22 billion — a 7% increase from the previous record in 2021. U.S. agricultural exports totaled more than \$220 billion in 2022, up 10% from the previous year.

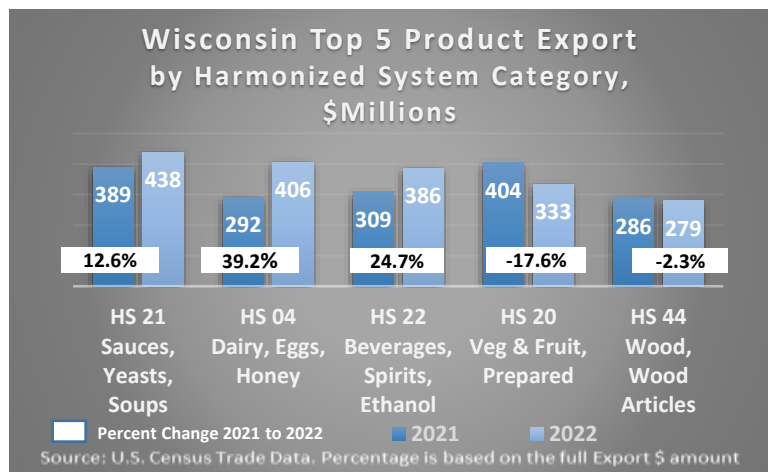
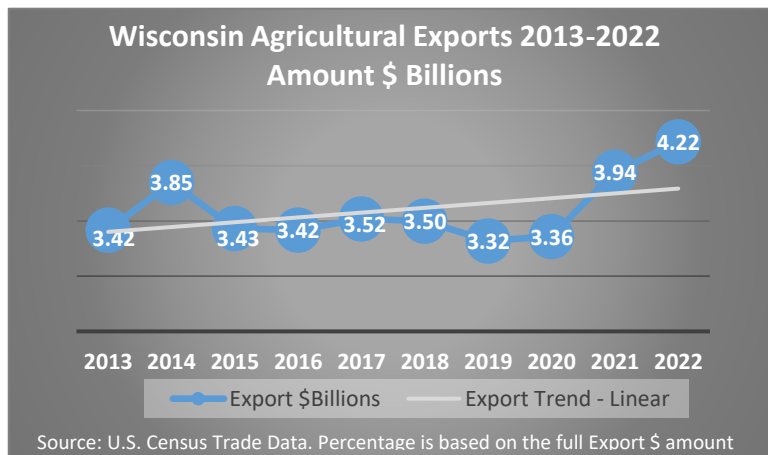
As global markets evolve from COVID-19, demand is driving export growth in several markets and logistics challenges are decreasing. Following the fourth quarter of 2022, Wisconsin ranks 12th in the nation for agricultural exports.

It is possible that a slowing of growth in exports is due to inflation in several key markets, the ongoing conflict in Ukraine, and adverse weather conditions from droughts to flooding. The Feb. 23, 2023, USDA Outlook for Agricultural Trade report projects an overall 3% decline in key U.S. agricultural commodity exports in 2023. The report includes Wisconsin products such as grains, meats, dairy and ethanol.

Top Markets: Wisconsin's top five markets are Canada, China, Mexico, Korea and Japan, comprising nearly 68% of total exports. Canada, Mexico and Korea showed double-digit increases in 2022, while Japan remained unchanged from 2021. Exports to China were down double digits, due in part to tariffs and COVID-19 lockdowns in major cities. Japan continues to be more adversely affected by the strong dollar compared with other global markets.

Top Products: The top 10 individual products (by Harmonized System code) exported from Wisconsin make up more than two-thirds of all exports, totaling more than \$2.85 billion. Seven of the top 10 gained in 2022, with five showing double-digit growth. Prepared vegetables and meat preparations were both down double digits. The top five products, highlighted in the chart on the right, represent nearly 49% of the Wisconsin export total.

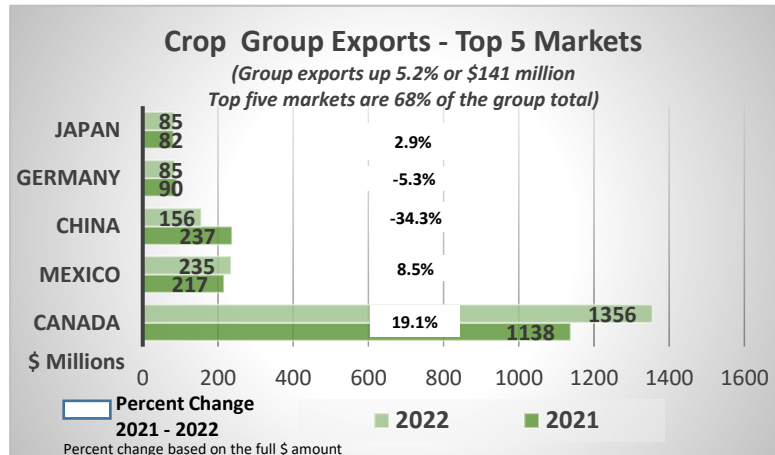
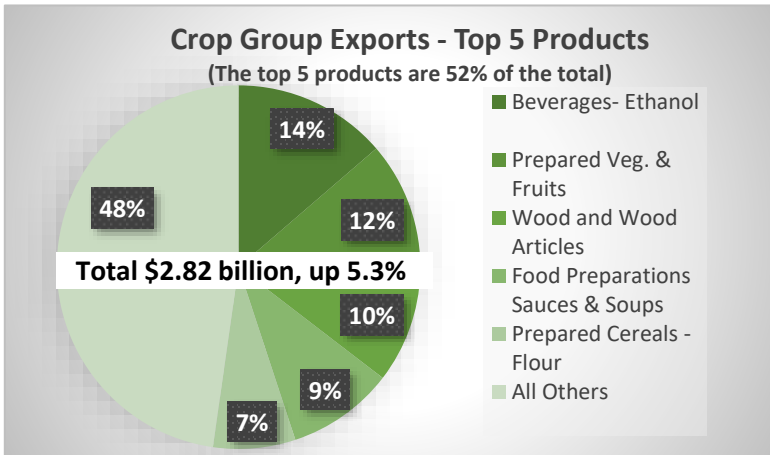
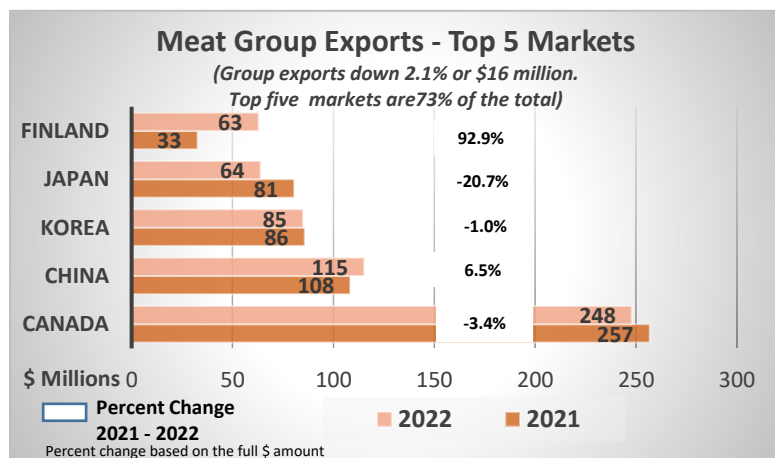
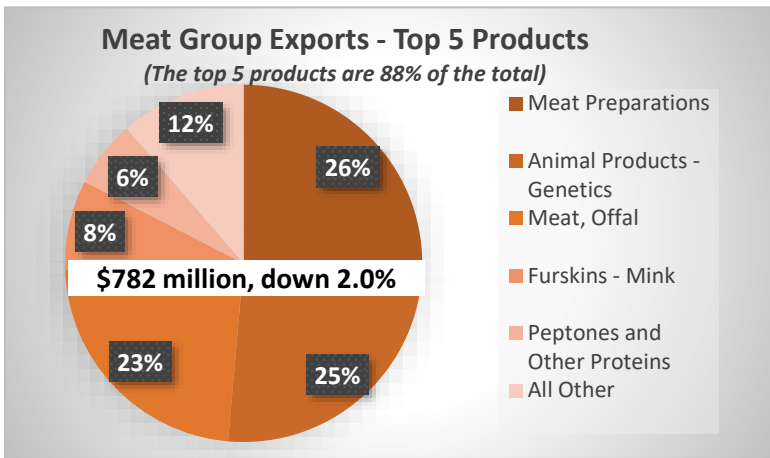
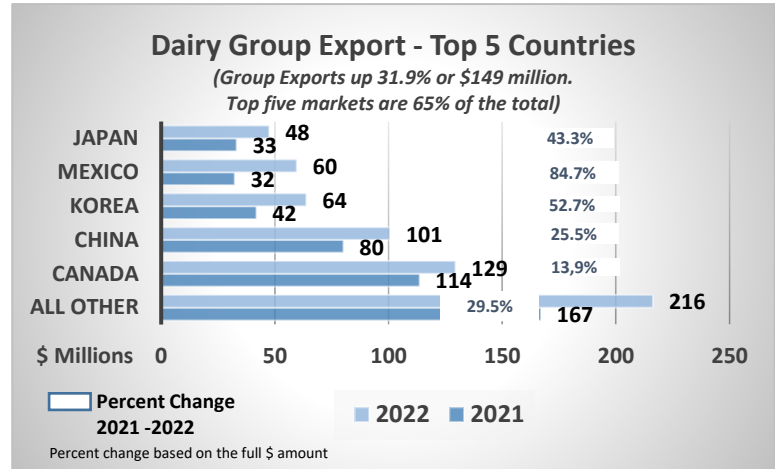
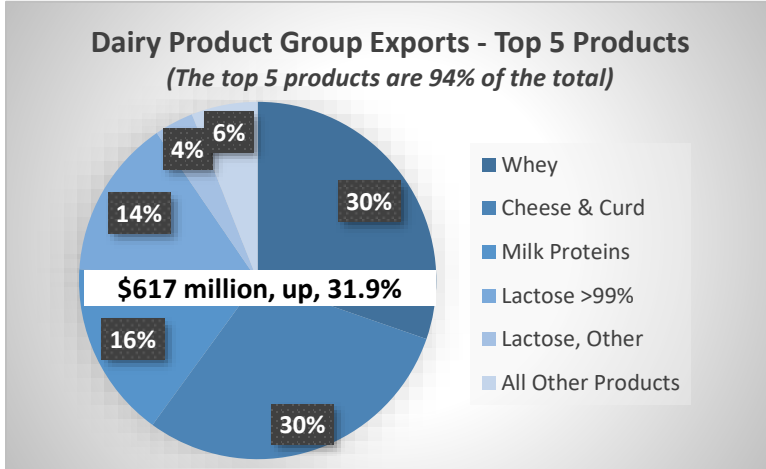
In 2022, Wisconsin was first in the U.S. for the export of specialty cheeses, ginseng roots, prepared/preserved cranberries, mink, bovine semen, prepared/preserved sweet corn and sausages.



Product Group Highlights

The 2022 full year export of \$4.22 billion in food, forestry, and agricultural products is tracked by three major product groups:

- **Dairy:** cheese, whey, lactose, and milk proteins — **14%** of all food, forestry, and agricultural exports.
- **Meat:** livestock, genetics, hides, and furs — **19%** of all food, forestry, and agricultural exports.
- **Crop:** grains, forestry, processed foods, and beverages — **67%** of all food, forestry, and agricultural exports.



Source for all information: U.S. Census Trade Data