



HAL
open science

A global overview of drought and heat-induced tree mortality reveals emerging climate change risks for forests

C. D. Allen, A.K. Macalady, H. Chenchouni, D. Bachelet, N. McDowell, M. Vennetier, T. Kitzberger, A. Rigling, D.D. Breshears, E.H. Hogg, et al.

► To cite this version:

C. D. Allen, A.K. Macalady, H. Chenchouni, D. Bachelet, N. McDowell, et al.. A global overview of drought and heat-induced tree mortality reveals emerging climate change risks for forests. *Forest Ecology and Management*, 2010, 259 (4), p. 660 - p. 684. 10.1016/j.foreco.2009.09.001 . hal-00457602

HAL Id: hal-00457602

<https://hal.science/hal-00457602v1>

Submitted on 17 Feb 2010

HAL is a multi-disciplinary open access archive for the deposit and dissemination of scientific research documents, whether they are published or not. The documents may come from teaching and research institutions in France or abroad, or from public or private research centers.

L'archive ouverte pluridisciplinaire **HAL**, est destinée au dépôt et à la diffusion de documents scientifiques de niveau recherche, publiés ou non, émanant des établissements d'enseignement et de recherche français ou étrangers, des laboratoires publics ou privés.

A global overview of drought and heat-induced tree mortality reveals emerging climate change risks for forests

Craig D. Allen ^{a,*}, Alison K. Macalady ^b, Haroun Chenchouni ^c, Dominique Bachelet ^d, Nate McDowell ^e, Michel Vennetier ^f, Thomas Kitzberger ^g, Andreas Rigling ^h, David D. Breshears ⁱ, E.H. (Ted) Hogg ^j, Patrick Gonzalez ^k, Rod Fensham ^l, Zhen Zhang ^m, Jorge Castro ⁿ, Natalia Demidova ^o, Jong-Hwan Lim ^p, Gillian Allard ^q, Steven W. Running ^r, Akkin Semerci ^s, Neil Cobb ^t

^a U.S. Geological Survey, Fort Collins Science Center, Jemez Mountains Field Station, Los Alamos, NM 87544, USA

^b School of Geography and Development and Laboratory of Tree-Ring Research, University of Arizona, Tucson, AZ 85721, USA

^c Department of Biology, University of Batna, 05000 Batna, Algeria

^d Department of Biological and Ecological Engineering, Oregon State University, Corvallis, OR 97330, USA

^e Earth and Environmental Sciences, MS J495, Los Alamos National Laboratory, Los Alamos, NM 87544, USA

^f CEMAGREF, ECCOREV FR 3098, Aix-Marseille University, Aix-en-Provence, France

^g Laboratorio Ecotono, INIBIOMA-CONICET and Univ. Nacional del Comahue, Quintral 1250, 8400 Bariloche, Argentina

^h Swiss Federal Institute for Forest, Snow and Landscape Research WSL, Zurcherstr. 111, CH-8903 Birmensdorf, Switzerland

ⁱ School of Natural Resources and Department of Ecology and Evolutionary Biology, University of Arizona, Tucson, AZ 85721, USA

^j Northern Forestry Centre, Canadian Forest Service, 5320-122 Street, Edmonton, Alberta T6H 3S5, Canada

^k Center for Forestry, University of California, Berkeley, CA 94720, USA

^l Queensland Herbarium, Environmental Protection Agency, Mt Coot-tha Road, Toowong, Queensland 4066, Australia

^m Research Institute of Forest Ecology, Environment and Protection, Chinese Academy of Forestry,

Key Laboratory of Forest Protection of State Forestry Administration, Beijing 100091, China

ⁿ Grupo de Ecología Terrestre, Departamento de Ecología, Universidad de Granada, Granada E-18071, Spain

^o Northern Research Institute of Forestry, Nikitov St., 13, Arkhangelsk 163062, Russian Federation

^p Division of Forest Ecology, Department of Forest Conservation, Korea Forest Research Institute #57, Hoegi-ro, Dongdaemun-gu, Seoul 130-712, Republic of Korea

^q Forestry Department, Food and Agriculture Organization (FAO), Viale delle Terme di Caracalla, 00100 Rome, Italy

^r Numerical Terradynamics Simulation Group, University of Montana, Missoula, MT 59812, USA

^s Central Anatolia Forestry Research Institute, P.K. 24, 06501 Bahcelievler-Ankara, Turkey

^t Department of Biological Sciences and Merriam Powell Center for Environmental Research, Northern Arizona University, Flagstaff, AZ 86011, USA

* Corresponding author. Tel.: +1 505 672 3861x541; fax: +1 505 672 9607.

E-mail address: craig_allen@usgs.gov (C.D. Allen)

Published by Elsevier B.V.

ABSTRACT

Greenhouse gas emissions have significantly altered global climate, and will continue to do so in the future. Increases in the frequency, duration, and/or severity of drought and heat stress associated with climate change could fundamentally alter the composition, structure, and biogeography of forests in many regions. Of particular concern are potential increases in tree mortality associated with climate-induced physiological stress and interactions with other climate-mediated processes such as insect outbreaks and wildfire. Despite this risk, existing projections of tree mortality are based on models that lack functionally realistic mortality mechanisms, and there has been no attempt to track observations of climate-driven tree mortality globally. Here we present the first global assessment of recent tree mortality attributed to drought and heat stress.

Although episodic mortality occurs in the absence of climate change, studies compiled here suggest that at least some of the world's forested ecosystems already may be responding to climate change and raise concern that forests may become increasingly vulnerable to higher background tree mortality rates and die-off in response to future warming and drought, even in environments that are not normally considered water-limited. This further suggests risks to ecosystem services, including the loss of sequestered forest carbon and associated atmospheric feedbacks. Our review also identifies key information gaps and scientific uncertainties that currently hinder our ability to predict tree mortality in response to climate change and emphasizes the need for a globally coordinated observation system. Overall, our review reveals the potential for amplified tree mortality due to drought and heat in forests worldwide.

1. Introduction

Forested ecosystems are being rapidly and directly transformed by the land uses of our expanding human populations and economies. Currently less evident are the impacts of ongoing climate change on the world's forests. Increasing emissions of greenhouse gases are now widely acknowledged by the scientific community

as a major cause of recent increases in global mean temperature (about 0.5 °C since 1970) and changes in the world's hydrological cycle (IPCC, 2007a), including a widening of the Earth's tropical belt (Seidel et al., 2008; Lu et al., 2009). Even under conservative scenarios, future climate changes are likely to include further increases in mean temperature (about 2–4 °C globally) with significant drying in some regions

(Christensen et al., 2007; Seager et al., 2007), as well as increases in frequency and severity of extreme droughts, hot extremes, and heat waves (IPCC, 2007a; Sterl et al., 2008).

Understanding and predicting the consequences of these climatic changes on ecosystems is emerging as one of the grand challenges for global change scientists, and forecasting the impacts on forests is of particular importance (Boisvenue and Running, 2006; Bonan, 2008). Forests, here broadly defined to include woodlands and savannas, cover 30% of the world's land surface (FAO, 2006). Around the globe societies rely on forests for essential services such as timber and watershed protection, and less tangible but equally important recreational, aesthetic, and spiritual benefits. The effects of climate change on forests include both positive (e.g. increases in forest vigor and growth from CO₂ fertilization, increased water use efficiency, and longer growing seasons) and negative effects (e.g. reduced growth and increases in stress and mortality due to the combined impacts of climate change and climate-driven changes in the dynamics of forest insects and pathogens) (Ayres and Lombardero, 2000; Bachelet et al., 2003; Lucht et al., 2006; Scholze et al., 2006; Lloyd and Bunn, 2007). Furthermore, forests are subject to many other human influences such as increased ground-level ozone and deposition (Fowler et al., 1999; Karnosky et al., 2005; Ollinger et al., 2008). Considerable uncertainty remains in modeling how these and other relevant processes will affect the risk of future tree die-off events, referred to hereafter as 'forest mortality', under a changing climate (Loehle and LeBlanc, 1996; Hanson and Weltzin, 2000; Bugmann et al., 2001). Although a range of responses can and should be expected, recent cases of increased tree mortality and die-offs triggered by drought and/or high temperatures raise the possibility that amplified forest mortality may already be occurring in some locations in response to global climate change. Examples of

recent die-offs are particularly well documented for southern parts of Europe (Peñuelas et al., 2001; Breda et al., 2006; Bigler et al., 2006) and for temperate and boreal forests of western North America, where background mortality rates have increased rapidly in recent decades (van Mantgem et al., 2009) and widespread death of many tree species in multiple forest types has affected well over 10 million ha since 1997 (Raffa et al., 2008). The common implicated causal factor in these examples is elevated temperatures and/or water stress, raising the possibility that the world's forests are increasingly responding to ongoing warming and drying.

This paper provides an overview of recent tree mortality due to climatic water stress and warm temperatures in forests around the globe. We identify 88 well-documented episodes of increased mortality due to drought and heat and summarize recent literature on forest mortality and decline. From this review we examine the possibility of emerging mortality risks due to increasing temperatures and drought. Climate as a

driver of tree mortality is also reviewed, summarizing our scientific understanding of mortality processes as context for assessing possible relationships between changing climate and forest conditions. Note that while climatic events can damage forests in many ways ranging from ice storms to tornadoes and hurricanes, our emphasis is on climate-induced physiological stress driven by drought and warm temperatures. The ecological effects of increased mortality in forests and the associated consequences for human society remain largely unassessed. We conclude by outlining key information gaps and scientific uncertainties that currently limit our ability to determine trends in forest mortality and predict future climate-induced forest die-off. Addressing these gaps would provide improved information to support policy decisions and forest management worldwide.

2. Methods

This paper emerged in part from collaborations and presentations developed in special sessions on climate-related forest mortality at two international meetings: the 2007 annual meeting of the Ecological Society of America in San Jose, California (Allen and Breshears, 2007), and the 2008 international conference entitled "Conference on Adaptation of Forests and Forest Management to Changing Climate with Emphasis on Forest Health" in Umeå, Sweden (Allen, 2009). In addition to citing contributions from these sessions, we conducted a systematic search for published accounts of climate-induced tree mortality since 1970 using the ISI Web of Science and Google Scholar. We used different combinations of the key words "tree," "forest," "mortality," "dieoff," "dieback," "decline," and "drought" in the searches. We also consulted regional forestry experts to find examples recorded in government documents and other sources outside the scientific literature.

From the extensive set of documents uncovered during these searches, we used two specific criteria to determine whether the reference was appropriate for this review. Criteria for inclusion were that the study included: (1) an estimate of area affected or amount of adult tree mortality at the stand or population level, based on ground measurements, aerial photography, or remote sensing, and (2) documentation of a strong correspondence between increases in mortality and increased water stress or high temperatures. We included examples where biotic agents were involved in the mortality, but excluded examples of fire-driven death. Studies of forest decline or partial canopy dieback without significant increases in mortality were also excluded, as were studies that documented only seedling mortality. To simplify presentation, we standardized study descriptors and combined references that describe impacts of the same event on the same tree species but used slightly different methods or were conducted at different spatial scales. To estimate trends in the literature related to climate-induced forest mortality, we searched the ISI Web of

Science using the topic words “forest AND mortality AND drought” over the available interval from 1985 to 2009. We then controlled for increases in the general scientific literature related to forests by standardizing the number of target articles by the number of citations uncovered by a search using only the topic word “forest.”

For each mortality event (listed as rows in Appendix Tables A1– A6) we tested the association between the forest type affected by mortality and the categorized

duration of the mortality-triggering drought (seasonal event vs. multi-year drought) with a Chi-square analysis, comparing number of observed triggering droughts (by drought and forest type) versus expected number of triggering droughts. Forest types were grouped into four major biome types considering similar water limitations: (1) savannas, (2) conifer forests and Mediterranean woodlands, (3) temperate evergreen and deciduous forests, and (4) evergreen broadleaved tropical forests.

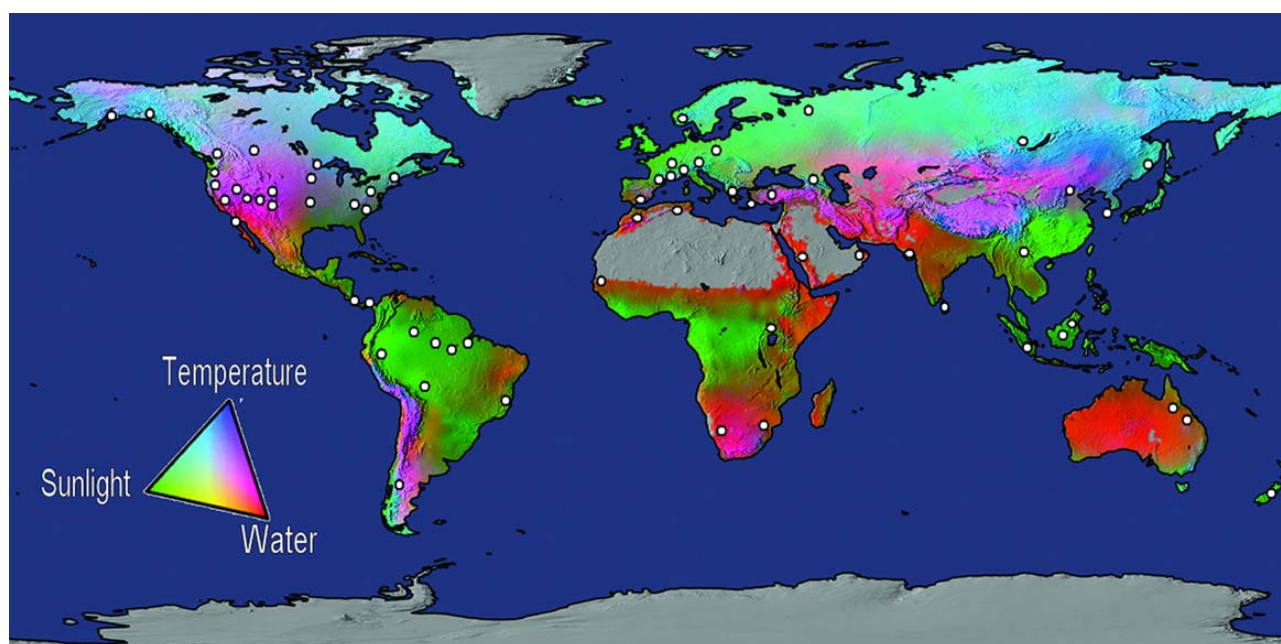


Fig. 1. White dots indicate documented localities with forest mortality related to climatic stress from drought and high temperatures. Background map shows potential environmental limits to vegetation net primary production (Boisvenue and Running, 2006). Only the general areas documented in the tables are shown—many additional localities are mapped more precisely on the continental-scale maps. Drought and heat-driven forest mortality often is documented in relatively dry regions (red/orange/pink), but also occurs outside these regions.

3. Results

3.1. Examples of recent climate-induced forest mortality

More than 150 references that document 88 examples of forest mortality met our criteria of events that were driven by climatic water/heat stress since 1970. The examples range from modest but significant local increases in background tree mortality rates to climate-driven episodes of regional-scale forest die-off. We found examples from each of the wooded continents that collectively span diverse forest types and climatic zones (Figs. 1–8 and Tables A1–A6). Despite our collective efforts to secure references from non-English language sources, this review is clearly more comprehensive for North America, Europe, and Australia, and obviously incomplete particularly for some regions, including mainland Asia and Russia. Our searches also reveal that published reports of climate related forest mortality in the scientific

literature have increased markedly in recent decades. For example, a search of the ISI Web of Science (23 July 2009) using the topic words “forest AND mortality AND drought” showed 546 references for the period 1985 through 2009, with a steep increase in articles published since 2003 (Fig. 9), even when standardized for general increases in the forest-related scientific literature. The years of elevated mortality documented in the references that met our criteria also show a clear increase in mortality events with a jump in 1998 and marked accumulation of events in the 2000s, particularly the years 2003–2004. Although these trends could be coincidental or a reflection of greater scientific interest in the topic of tree mortality, recent increases in reported events also mirror warming global temperatures.

3.1.1. Continental-scale summaries

3.1.1.1. *Africa*. Increased tree mortality linked to drought and heat in Africa (Fig. 2; Table A1) includes examples from tropical moist forest in Uganda (Lwanga, 2003), mountain acacia (*Brachystegia glaucescens*) in Zimbabwe (Tafangenyasha, 2001), mesic savanna trees in South Africa's Kruger National Park (Viljoen, 1995), and centuries-old *Aloe dichotoma* in Namibia (Foden et al., 2007). In the Sahel, long-term decreases in precipitation linked to

anthropogenic climate change (Biasutti and Giannini, 2006) have caused a die-off of mesic tree species in parts of Senegal (Gonzalez, 2001), especially following the severe drought of 1968–1973 (Poupon, 1980). Recent extreme drought in North Africa (Touchan et al., 2008) is linked to severe mortality of Atlas cedar (*Cedrus atlantica*) from Morocco to Algeria (El Abidine, 2003; Bentouati, 2008; Box 1, see also Fig. 3).



Fig. 2. Satellite map of Africa, with documented drought-induced mortality areas indicated with numbers, tied to Table A1 references. Upper photo: *Cedrus atlantica* die-off in Belezma National Park, Algeria; 2007, by Haroun Chenchouni. Lower photo: quiver tree (*Aloe dichotoma*) mortality in Tirasberg Mountains, Namibia; 2005, by Wendy Foden.

3.1.1.2. *Asia*. Reports of forest mortality in Asia (Fig. 4; Table A2) include death triggered by severe El Niño droughts in 1982/1983 and 1997/1998 in the tropical moist forests of both Malaysian and Indonesian Borneo (Leighton and Wirawan, 1986; Woods, 1989; Nakagawa et al., 2000; van Nieuwstadt and Sheil, 2005). Severe droughts are also associated with increased mortality among many tree species from tropical dry forests in northwest and southwest India (Khan et al., 1994), *Abies koreana* in South Korea (Lim et al., 2008), *Juniperus procera* from Saudi Arabia (Fisher, 1997), and pine and fir species in central Turkey (Semerci et al., 2008).

Recent droughts have triggered mortality of *Pinus tabulaeformis* across 0.5 million ha in east-central China (Wang et al., 2007), and across extensive areas of *Pinus yunnanensis* in southwest China (Li, 2003). The Russian Federal Forest Agency has mapped zones of forest health risk (“threat”) across the Russian Federation, showing 338 million ha as “low threat”, 260 million ha as “medium” threat, and 76 million ha of “high” threat, predominantly in southerly portions of the country (Kobelkov, 2008), where forest health problems due to drought appear to be concentrated (Ermolenko, 2008).

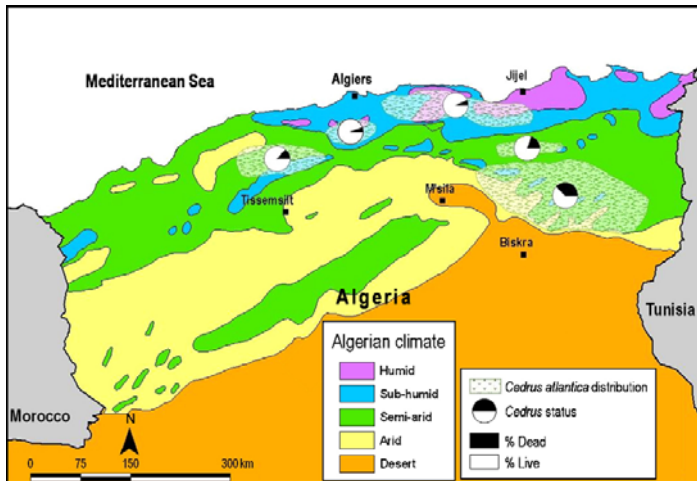


Fig. 3. Map of northern Algeria climate zones and mortality distribution of *Cedrus atlantica*. “Box 1 - Atlas Cedar Die-off in Algeria” serves as the full caption.

Box 1. Atlas Cedar Die-off in Algeria Atlas cedar (*Cedrus atlantica*) occurs in northern Algeria, distributed in scattered montane populations near the limits of its bioclimatic tolerance between the Sahara Desert and the Mediterranean Sea (Fig. 3). Since the onset of severe drought from 1999 to 2002 cedar forests have undergone mass mortality, affecting all age classes (Bentouati, 2008). While all Algerian cedar forests are affected, the magnitude of mortality varies along a steep moisture gradient (Fig. 3), with die-off greatest (up to 100%) in the drier mountains nearest the Sahara, dropping to much lower mortality levels in the moister coastal mountains (Chenchouni et al., 2008). Prolonged soil moisture deficits lead to decline and progressive death of cedar trees over a period of 1–3 years; a variety of insects and fungi have continued to kill weakened cedar trees since the drought eased after 2002 (Chenchouni et al., 2008). The Cedar mortality began as small patches on drier aspects in the arid near-Sahara mountains, eventually coalescing into large patches affecting all ages on all exposures. In contrast, only small patches of old trees on dry aspects have died in more mesic regions near the coast. This recent drought also triggered substantial mortality in other Algerian tree species, including *Pinus halepensis*, *Quercus ilex*, *Quercus suber*, and *Juniperus thurifera*. Dendrochronological reconstructions of drought in Algeria show that this early 2000s dry period was the most severe drought since at least the middle of the 15th century (Touchan et al., 2008), consistent with climate change projections for a trend of increasing aridity in this region (Seager et al., 2007).




Fig. 4. Satellite map of Asia, with documented drought-induced mortality localities indicated with numbers, tied to Table A2 references. Lower R Photo: Dead *Abies koreana*, Mount Halla, South Korea; 2008, by Jong-Hwan Lim. Upper R photo: *Pinus tabulaeformis* mortality in Shanxi Province, China; 2001, by Yugang Wang. Center photo: Dying *Pinus yunnanensis* in Yunnan Province, China; 2005, by Youqing Luo. Upper L photo: *Abies cilicica* mortality in the Bozkir-Konya region, Anatolia, Turkey; 2002, by Orphan Celik. Lower L photo: Dying *Pinus nigra* near Kastamonu, Anatolia, Turkey; 2008, by Akkin Semerci.

3.1.1.3. *Australasia*. In the sub-humid environments of northeast Australia (Fig. 5; Table A3), multi-year droughts have repeatedly triggered widespread *Eucalyptus* and *Corymbia* mortality (Fensham and Holman, 1999; Rice et al., 2004; Fensham and Fairfax,

2007), and have also caused tree death in *Acacia* woodlands (Fensham and Fairfax, 2005). There is also documentation of drought-induced mortality in temperate *Nothofagus* forests in New Zealand (Hosking and Hutcheson, 1988).

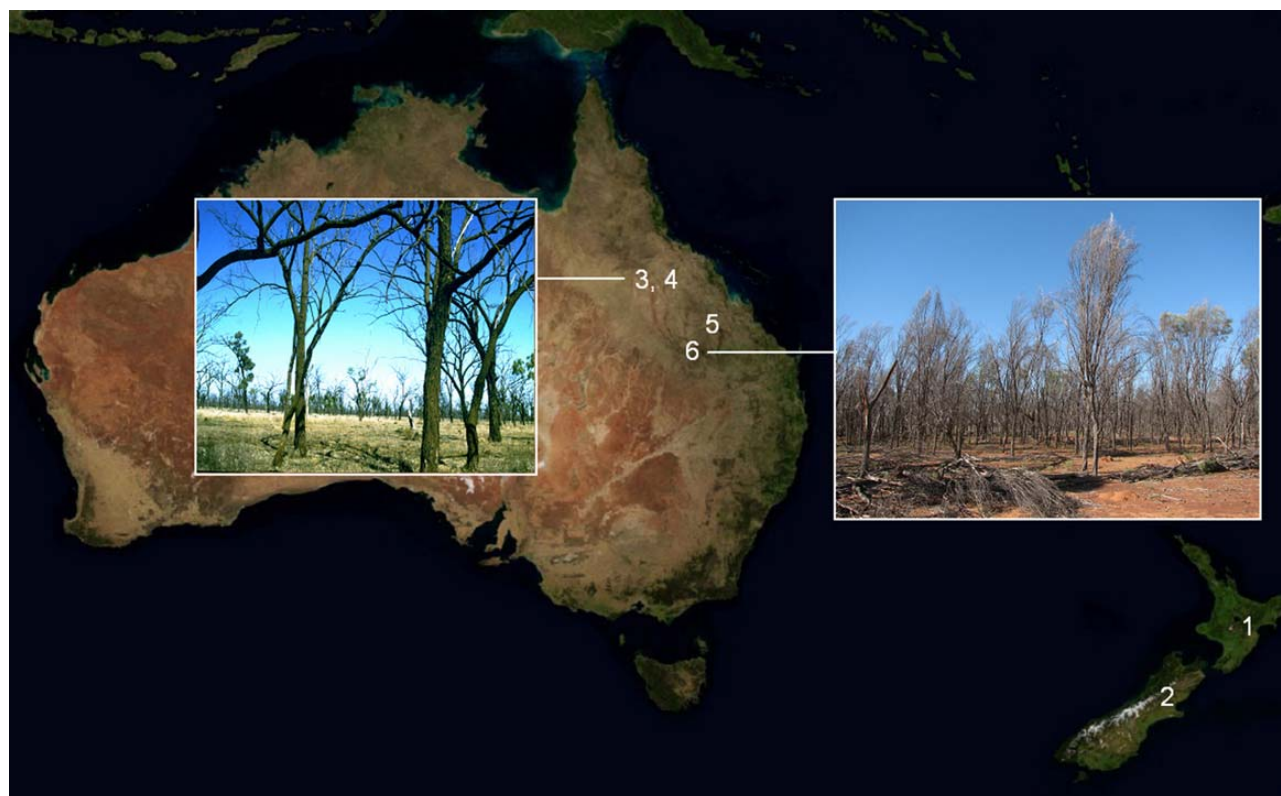


Fig. 5. Satellite map of Australasia, with documented drought-induced mortality areas indicated with numbers, tied to Table A3 references. R photo: Die-off of mulga, *Acacia aneura*, the dominant tree across large areas of semi-arid Australia; 2007, by Rod Fensham. L photo: *Eucalyptus xanthoclada* mortality in Queensland, northeastern Australia; 1996, by Rod Fensham.

3.1.1.4. *Europe.* In Europe (Fig. 6; Table A4), forest mortality due to dry and warm conditions in the 1990s and 2000s arcs across the Mediterranean regions, including increased death among many woody species in Spain (Peñuelas et al., 2001; Martinez-Vilalta and Piñol, 2002), increased mortality of oak, fir, spruce, beech, and pine species in France after the extreme heat wave and drought during the summer of 2003 (Breda et al., 2006; Landmann et al., 2006; Vennetier et al., 2007), and increases in mortality of *Pinus sylvestris* near the species' southern range limits in Switzerland and Italy (Dobbertin and Rigling, 2006; Bigler et al., 2006; Vertui and Tagliaferro, 1998).

A severe drought in 2000 killed many *Abies cephalonica* in mainland Greece (Tsopelas et al., 2004) and *Pinus halepensis* sub. *brutia* - the most drought tolerant of the Mediterranean pines - in eastern Greece (Körner et al., 2005). Farther north, summer drought paired with biotic stressors has been linked to mortality of *Quercus robur* in Poland (Siwecki and Ufnalksi, 1998), *Picea abies* in southeast Norway (Solberg, 2004), and with a severe die-off of *Picea obovata* in northwest Russia (Kauhanen et al., 2008; Ogibin and Demidova, in press).

3.1.1.5. *North America.* Climate-induced tree mortality and forest die-off is relatively well documented for North America (Fig. 7; Table A5). Drought and warmth across western North America in the last decade have led to extensive insect outbreaks and mortality in many forest types throughout the region, affecting ~20 million ha and many tree species since 1997 from Alaska to Mexico (Raffa et al., 2008; Bentz et al., 2009). Examples of forest die-off range from >1 million ha of multiple spruce species in Alaska (Berg et al., 2006) and >10 million ha of *Pinus contorta* in British Columbia (Kurz et al., 2008a), to drought-induced *Populus tremuloides* mortality across a million hectares in Saskatchewan and Alberta (Hogg et al., 2008). In the southwestern U.S., die-off of *Pinus edulis* on over a million hectares was specifically linked to "global-change-type drought" (Breshears et al., 2005). In the eastern portion of the continent, declines and increased mortality among oaks, particularly in the red oak family, have been reported from Missouri (Voelker et al., 2008) to South Carolina (Clinton et al., 1993) in relation to multi-year and seasonal droughts in the 1980s–2000s. Drought during the 1980s followed by an unusual spring thaw in eastern North America also contributed to decline and mortality of maples in Quebec (Hendershot and Jones, 1989). In addition, recent increases in background rates of tree mortality across the western U.S. have been attributed to elevated temperatures (van Mantgem et al., 2009).

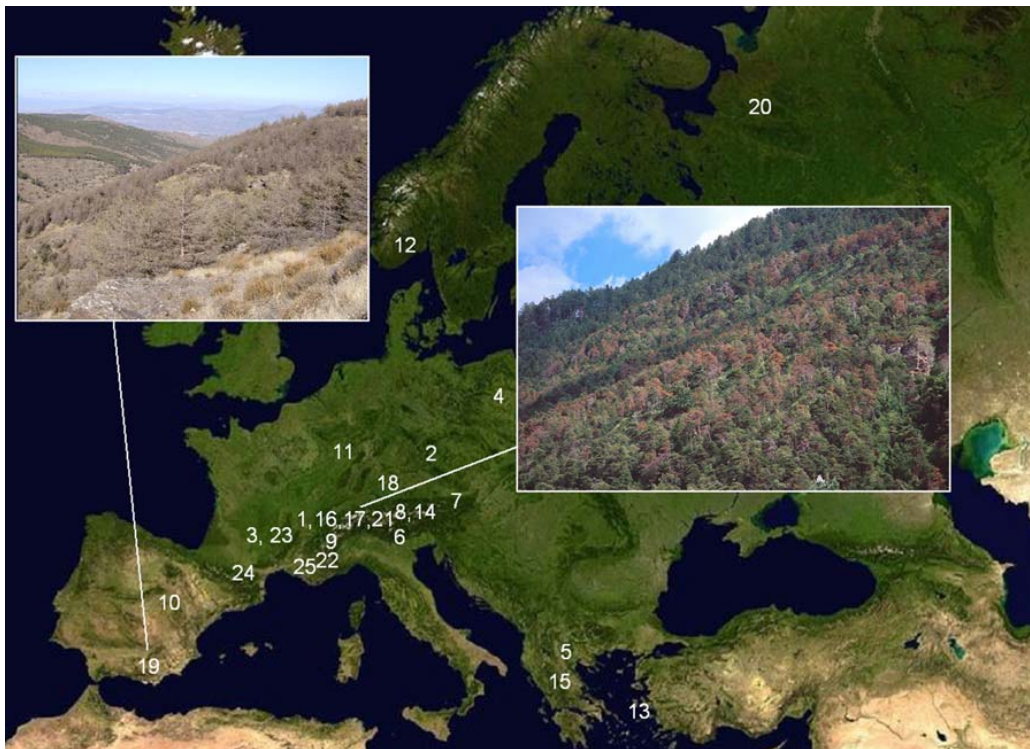


Fig. 6. Satellite map of Europe, with documented drought-induced mortality areas indicated with numbers, tied to Table A4 references. R photo: *Pinus sylvestris* mortality, Valais, Switzerland; 1999, by Beat Wermelinger. L photo: *Pinus sylvestris* die-off, Sierra de los Filabres, Spain; 2006, by Rafael Navarro-Cerrillo.

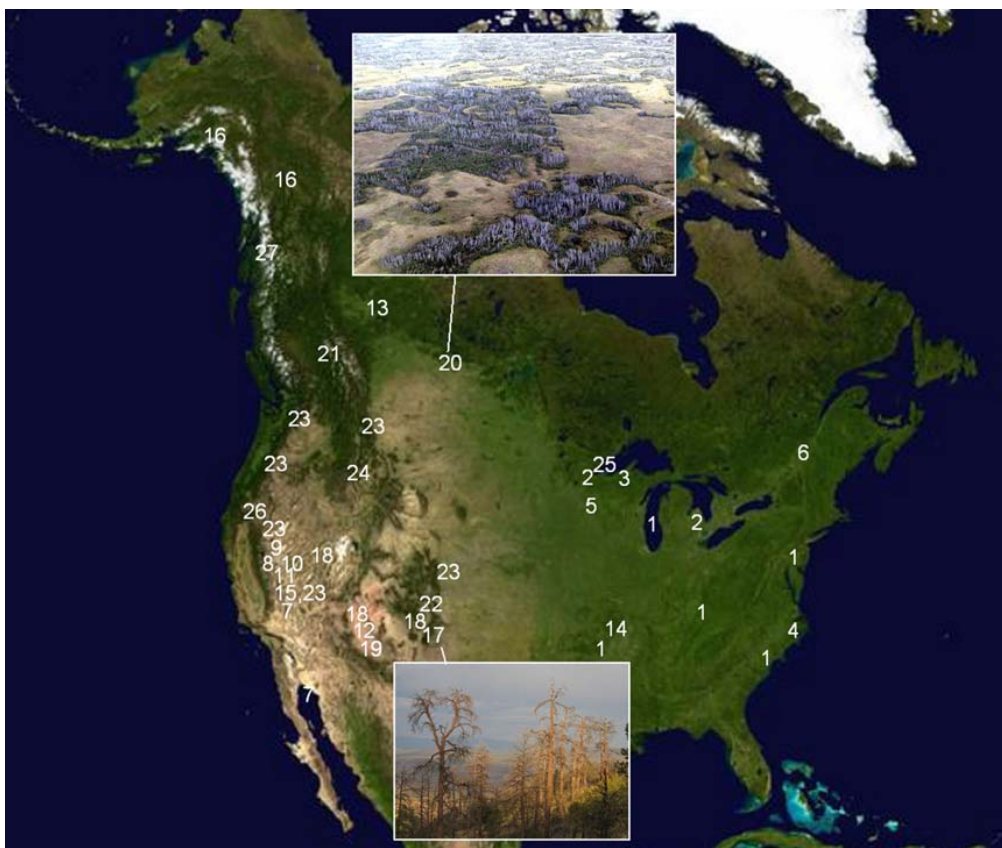


Fig. 7. Satellite map of North America, with documented drought-induced mortality localities indicated with numbers, tied to Table A5 references. Top photo: Aerial view showing severe mortality of aspen (*Populus tremuloides*) in the parkland zone of Alberta, Canada; 2004, by Michael Michaelian. Lower photo: *Pinus ponderosa* die-off, Jemez Mountains, New Mexico, USA; 2006, by Craig D. Allen.

3.1.1.6. *South and Central America.* In Latin America (Fig. 8; Table A6), ENSO-related seasonal droughts have amplified background tree mortality rates in tropical forests of Costa Rica (Chazdon et al., 2005), Panama (Condit et al., 1995), northwest Brazil (Williamson et al., 2000), and southeast Brazil (Rolim et al., 2005), and caused extensive mortality of *Nothofagus dombeyi* in Patagonian South America

(Suarez et al., 2004). A hot and severe drought across the Amazon basin in 2005, linked to anomalously warm sea surface temperatures in the North Atlantic, has also recently been tied to regionally extensive increases in tree mortality rates and subsequent aboveground biomass loss, indicating vulnerability of Amazonian forests to moisture stress (Phillips et al., 2009) (Fig. 9).

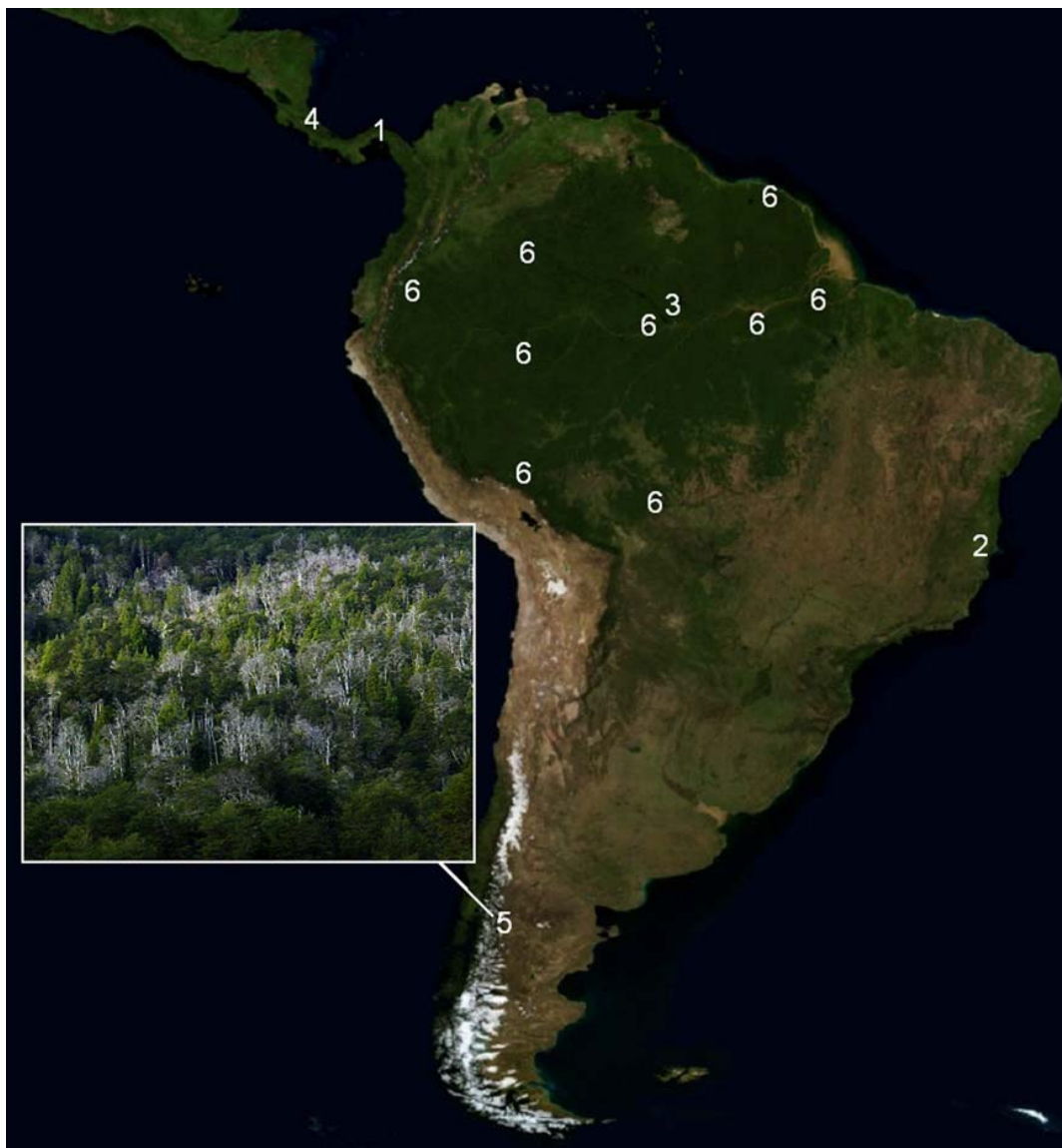


Fig. 8. Satellite map of South and Central America, with documented drought-induced mortality localities indicated with numbers, tied to Table A6 references. Photo: *Nothofagus dombeyi* mortality at Río Manso Inferior, northern Patagonia, Argentina; 2004, by Thomas Kitzberger.

3.1.2. Spatial and temporal patterns of mortality

Climate-induced mortality events in this review include examples that span a broad gradient of woody ecosystems, from monsoonal savannas with mean precipitation <400 mm/year, to subalpine conifer forests with a Mediterranean climate, to tropical rainforests with mean precipitation >3000 mm/year.

These cases reveal a complex set of mortality patterns in response to drought and heat stress, ranging from modest and short-lived local increases in background mortality rates to episodes of acute, regional-scale forest die-off, which often (but not always) involve biotic agents like insect outbreaks.

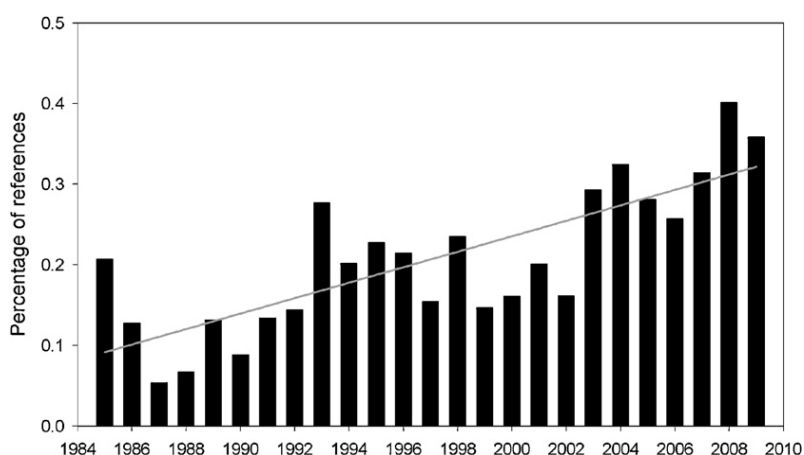


Fig. 9. ISI Web of Science search of the trend in published reports of climate-related forest mortality in the scientific literature, for the years 1985–2009. Plotted bars show the percent of references using the topic words ‘forest AND mortality AND drought’, relative to all ‘forest’ references. Line represents the linear regression model fitted to the data ($R^2 = 0.61$; $F = 35.73$; $p < 0.001$).

At broad spatial scales, drought-related forest mortality has been reported near species geographic or elevational range margins where climatic factors (particularly water stress) are often presumed to be limiting (Allen and Breshears, 1998; Foden et al., 2007; Jump et al., 2009; Fig. 1; Fig. 3 and linked Box 1). Spatially extensive die-offs are commonly associated with prolonged water deficits, such as in savanna and temperate conifer forest vegetation types during multi-year droughts (Fensham et al., 2009; Fig. 10). Notably, however, drought-induced mortality is not restricted to forests typically thought to be water-limited, as highlighted by events in tropical rainforests of Borneo where stand-level mortality reached as high as 26% after the severe El Niño in 1997/1998 (van Nieuwstadt and Sheil, 2005), or the Amazon basin in 2005 (Phillips et al., 2009). Mortality in ever-wet and seasonally dry tropical rainforests appears to be relatively diffuse and incited most often by short but extreme seasonal droughts (Fig. 10). In temperate forests, short (seasonal) droughts may be more likely to induce dieback of broadleaved (deciduous angiosperm) trees (Fig. 10) than conifer (evergreen needleleaf) trees because of their increased vulnerability to xylem cavitation (Maherali et al., 2004).

Patterns of tree death are often quite patchy at finer spatial scales across the synoptic region where drought occurs. Although mortality is sometimes greatest in locally dry landscape positions (Oberhuber, 2001; Dobbertin et al., 2005; Worrall et al., 2008), ecosite variability (soils, elevation, aspect, slope, topographic position) may interact with density-dependent processes such as insect outbreaks, competition, or facilitation to produce complex spatial patterns of mortality at the stand and forest scale (Fensham and Holman, 1999; Lloret et al., 2004). Greater mortality can occur, for example, on more favorable sites within the middle of geographic and landscape distributions

where higher tree density drives increased competition for water or elevated insect activity (Guarin and Taylor, 2005; Greenwood and Weisberg, 2008; Fensham et al., 2009; Horner et al., 2009; Klos et al., 2009). However, high severity drought can drive extensive forest mortality independent of tree density (Floyd et al., 2009). Higher mortality rates can also occur on favorable sites where trees do not invest in adequate root systems or where they otherwise become hydraulically overextended (Ogle et al., 2000; Fensham and Fairfax, 2007; Nepstad et al., 2007).

Spatial patterns of mortality at the stand and forest scale are also heavily influenced by life-history traits and tolerances of individual species within forests, with drought commonly triggering differential mortality rates between co-occurring tree species (Suarez et al., 2004; Gitlin et al., 2006; Fensham and Fairfax, 2007; Newbery and Lingenfelder, 2009; Phillips et al., 2009). Larger and/or older trees often appear more prone to drought-induced mortality (Mueller et al., 2005; Nepstad et al., 2007; Floyd et al., 2009), although this relationship is species-dependent, and in cases where stands are undergoing intense self-thinning, smaller sub-dominant trees and saplings are often more affected (Kloeppel et al., 2003; Elliott and Swank, 1994; Hanson and Weltzin, 2000).

Temporal patterns of drought-related tree mortality also can be difficult to interpret due to lagged responses in some species, in which mortality has been shown to occur years or even decades after drought stress (Pedersen, 1998, 1999; Bigler et al., 2007). Furthermore, the long-lived nature of trees and their ability to shift allocation of resources and change their hydraulic architecture throughout their lives can result in non-linear responses to drought stress in both space and time. Different sequences of climate events may also affect the risk of mortality (Miao et al., 2009).

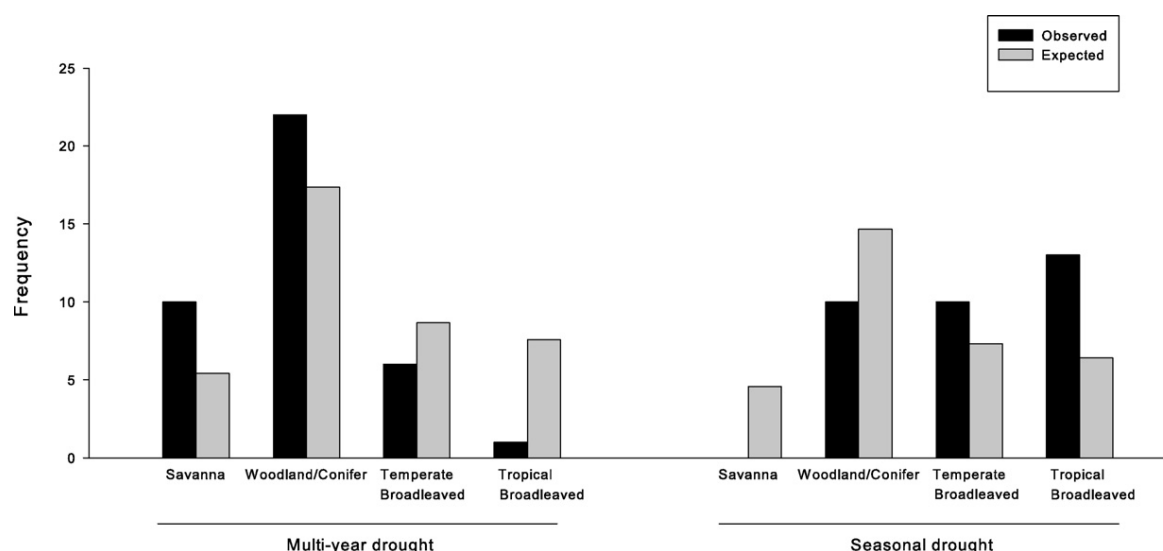


Fig. 10. Differences between observed and expected frequencies of reported forest mortality cases listed in Tables A1–A6, sorted by duration of associated drought events (seasonal vs. multi-year), with forests grouped into four major biomes. Mortality discriminated by forest type is dependent on drought duration, with more drought-adapted forest types showing mortality during long droughts and less drought-adapted forest types showing more mortality cases during short-term seasonal droughts. Pearson Chi-square = 23.46, $df = 3$, $p = 0.000012$.

4. Discussion

4.1. Climate-induced forest mortality : are new trends emerging?

The diverse instances of mortality reported here clearly illustrate that drought and heat can impact trees in many forest types. However awareness of, and interest in, climate-induced forest mortality and dieback is not new (Auclair, 1993; Ciesla and Donaubauer, 1994). Past die-offs have been extensively documented. Historic examples include: widespread death of Eucalyptus, Acacia, and Callitris species in the early 1900s triggered by the worst drought of the instrumental record in northeastern Australia (Fensham and Holman, 1999); Nothofagus mortality during 1914–1915 in New Zealand (Grant, 1984); Picea meyeri mortality during the 1920s in northern China (Liang et al., 2003); extensive tree mortality in the southern Appalachian Mountains and the Great Plains during the dust-bowl droughts of the 1920s– 1930s (Hursh and Haasis, 1931; Albertson and Weaver, 1945); Pinus sylvestris death during 1940–1955 in Switzerland (Dobbertin et al., 2007); oak mortality in many European countries following severe droughts episodes in 1892–1897, 1910–1917, 1922–1927, 1946–1949, 1955–1961 (Delatour, 1983); extensive tree mortality of Austrocedrus chilensis during El Niño droughts in the 1910s, 1942–1943, and the 1950s in Argentina (Villalba and Veblen, 1998); and die-off of multiple pine species during the 1950s drought in the southwestern USA (Swetnam and Betancourt, 1998; Allen and Breshears, 1998). Furthermore, the overwrought perception of unprecedented forest decline and impending death due to air pollution in central Europe (where it was referred to as ‘Waldsterben’) and eastern North America that

received much attention in the 1980s provides a cautionary example of exaggerated claims of widespread forest health risk in the absence of adequate evidence (Skelly and Innes, 1994).

So are recent occurrences of die-off simply well-documented examples of a natural phenomenon linked to climate variability, or is global climate change driving increases in forest mortality? We recognize that the available data on climate-induced forest mortality have many limitations: our examples represent a compilation of idiosyncratic case studies with uneven geographic coverage. The studies differed greatly in their goals, methods, and definitions of mortality, and inconsistently report mortality rates, spatial scale and patterns of mortality, and severity parameters of climate stress. The recent increase in forest mortality reports that we document could merely be an artifact of more scientific attention on climate change, perhaps in concert with a few high profile cases of climate-related forest die-off. These limitations, and the lack of any systematic global monitoring program, currently constrain our ability to determine if global changes in forest mortality are emerging.

Even though our review is insufficient to make unequivocal causal attributions, our data are consistent with the possibility that climate change is contributing to an increase in reported mortality. Documentation of climate-related forest mortality in association with recent warming and droughts is rising rapidly (Fig. 9), and in some of these cases the droughts have been the most severe of the last few centuries. Furthermore, recent research indicates that warmer temperatures alone can increase forest water stress independent of precipitation amount (Barber et al., 2000). In addition, new experimental results show that warmer

temperatures can greatly accelerate drought-induced mortality (Adams et al., 2009, and associated correspondence). If the recent increase in mortality reports is indeed driven in part by global climate change, far greater chronic forest stress and mortality risk should be expected in coming decades due to the large increases in mean temperature and significant long-term regional drying projected in some places by 2100, in addition to projected increases in the frequency of extreme events such as severe droughts, hot extremes, and heat waves (IPCC, 2007a; Jentsch et al., 2007; Sterl et al., 2008).

4.2. Climate and plant physiological interactions that drive forest mortality

Understanding complex spatial and temporal patterns of climate-induced tree death and forest die-off requires knowledge of the physiological drivers of tree mortality. The fundamental mechanisms underlying tree survival and mortality during drought remain poorly understood despite decades of research within the fields of forestry, pathology, entomology, and ecology (Waring, 1987; Manion, 1991; Mueller-Dombois, 1986,1988; Breda et al., 2006; Ogaya and Peñuelas, 2007; McDowell et al., 2008). Part of the challenge is that tree mortality commonly involves multiple, interacting factors, ranging from particular sequences of climate stress and stand life histories to insect pests and diseases (Franklin et al., 1987; Miao et al., 2009). Based on the decline spiral model (Manion, 1991; Manion and Lachance, 1992), drought can operate as a trigger (“inciting factor”) that may ultimately lead to mortality in trees that are already under stress (by “predisposing factors” such as old age, poor site conditions and air pollution) and succumb to subsequent stem and root damage by biotic agents (“contributing factors” such as wood-boring insects and fungal pathogens). McDowell et al. (2008) build upon Manion’s framework to postulate three mutually non-exclusive mechanisms by which drought could lead to broad-scale forest mortality: (1) extreme drought and heat kill trees through cavitation of water columns within the xylem (Rennenberg et al., 2006; Zweifel and Zeugin, 2008); (2) protracted water stress drives plant carbon deficits and metabolic limitations that lead to carbon starvation and reduced ability to defend against attack by biotic agents such as insects or fungi (McDowell et al., 2008; Breshears et al., 2009; Adams et al., 2009); and (3) extended warmth during droughts can drive increased population abundance in these biotic agents, allowing them to overwhelm their already stressed tree hosts (Desprez-Loustau et al., 2006; Raffa et al., 2008; Wermelinger et al., 2008). Although these hypotheses have growing support, our physiological knowledge remains inadequate for confidently predicting patterns of regional die-off, as well as variation in survival for trees within the same stand.

The degree to which trees regulate water loss during drought may explain patterns of carbohydrate (and

resin) production and subsequent susceptibility to drought or biotic attack (McDowell et al., 2008; Zweifel et al., 2009). A continuum of stomatal responses to drought exist from drought avoidance (isohydry), in which stomata close at a threshold water potential to minimize further transpiration, to drought tolerance (anisohydry), in which stomatal closure is less severe and transpiration continues at relatively high rates (McDowell et al., 2008). The isohydric response protects xylem from cavitation through avoidance of severe low water potentials, but can cause eventual carbon starvation as stomatal closure shuts down photosynthesis while respiration costs continue to deplete carbon stores. The anisohydric response can allow continued carbon gain through maintaining open stomata but at greater risk of cavitation, which might kill trees directly or could increase the likelihood of future carbon deficits. Plants that typify each response have associated traits consistent with their mode of stomatal regulation, such as deep rooting access to more reliable soil water and cavitation-resistant xylem for drought-tolerant species.

In addition to hydraulic failure and carbon starvation, a third physiological mechanism predisposing plants to mortality may exist—cellular metabolism limitation. This hypothesis suggests that low tissue water potentials during drought may constrain cell metabolism (Würth et al., 2005; Ryan et al., 2006; Sala and Hoch, 2009), thereby preventing the production and translocation of carbohydrates, resins, and other secondary metabolites necessary for plant defense against biotic attack. The common observation that trees which succumb to insect attacks have weak resin flow and are unable to pitch out attacking insects is consistent with constraints on photosynthetic carbon uptake, cellular carbon metabolism, and/or tree water relations. A likely sequence for many isohydric species that is consistent with Manion’s cascade (Manion, 1991) is that climate stressed trees starve for carbon, perhaps due to poor edaphic position combined with drought, which causes poor resin flow and an inability to defend against insect attack, which subsequently allows fungi that are symbiotic with the beetles to colonize and occlude the sapwood, causing transpiration to cease, drying of the canopy, and eventual mortality (McDowell et al., 2008, 2009).

The observation that climate-induced tree mortality is happening not only in semi-arid regions but also in mesic forests suggests that the global rise in temperature may be a common driver (van Mantgem et al., 2009; Adams et al., 2009). The mechanisms by which rising temperature in the absence of severe precipitation deficits may result in increased tree mortality include impacts on both host physiology and biotic agents. Increasing temperature raises the vapor pressure deficit and evaporation to the atmosphere. This results in increased water loss through transpiration and either stomatal closure in the case of isohydric species, or decreased margin of safety from hydraulic failure in the case of anisohydric species.

Rising temperatures may impact the carbon storage of trees in a particularly negative way because the rate of carbohydrate consumption required to maintain cellular metabolism (respiration) is strongly linked to temperature (Amthor, 2000). The first experiment under controlled climate to isolate the effect of temperature on drought-induced tree mortality, conducted on *Pinus edulis*, indicates a high degree of sensitivity to elevated temperature and indirectly implicates carbon starvation (Adams et al., 2009). Warmer temperatures may also be important where cold winters are usual, in that abnormally warm winter temperatures maintain significant physiological activity after the growth season, with tree respiration costs wasting stored carbohydrates (Damesin, 2003). Even though CO₂ uptake can occur during mild winters and partially compensate for carbon loss during summer droughts (Holst et al., 2008), the annual C balance often remains in deficit under these conditions. Therefore under climatic warming scenarios, drought-avoiding tree species may move closer to carbon starvation, and drought-tolerant species may come closer to hydraulic failure (McDowell et al., 2008). Presumably, surviving individuals after a severe climate event would have some degree of genetic drought resistance that would be inherited by the next generation (Gutschick and BassiriRad, 2003; Parmesan, 2006; Millar et al., 2007a). But the adaptation of a tree species to a markedly different local climate, with only one or a few generations per century, may be too slow to successfully respond to the rapid present rate of climate change.

Warming temperatures also have direct effects on insect population dynamics—in particular, outbreaks of some aggressive bark beetle species are closely tied to temperature (Logan et al., 2003; Berg et al., 2006; Hicke et al., 2006; Rouault et al., 2006). Higher temperatures can accelerate insect development and reproduction, increasing infestation pressure directly (e.g., Wermelinger and Seifert, 1999; Bale et al., 2002; Caldeira et al., 2002; Gan, 2004), while at the same time heat-induced drought stress may reduce tree vigor and increase host susceptibility to insect attack (Mattson and Haack, 1987; Rouault et al., 2006). Warming temperatures and drought-stressed trees also may foster increased mortality from non-insect pathogens, particularly fungi (Ayres and Lombardero, 2000; Desprez-Loustau et al., 2006; Garrett et al., 2006). However, fungal responses to climatic factors are complex and uncertain because of interactions with tree host susceptibility and insect vectors, and some fungi-tree relationships are difficult to assess because important belowground interactions between fungi and tree roots are not well studied.

4.3. Consequences of broad-scale forest mortality

Due to the increasingly tight coupling of human and environmental systems, the consequences of broad-scale forest mortality are important to contemplate.

Trees grow relatively slowly but can die quickly: a 200-year-old tree may be killed by severe drought within a few months to a few years. Therefore, mortality of adult trees can result in ecosystem changes far more rapidly than a gradual transition driven by tree regeneration and growth (Fig. 11). If forests are forced to adjust abruptly to new climate conditions through forest die-off, many pervasive and persistent ecological and social effects will result. Major changes in understory species may occur (Rich et al., 2008), as well as the possible development of novel ecosystems due to new combinations of native and invasive exotic trees that, depending on the climatic tolerances of seedlings, eventually repopulate the overstory (Walther et al., 2005; Millar et al., 2007b; Suarez and Kitzberger, 2008).

Abiotic ecosystem impacts may include changes in solar energy fluxes reaching ground level and reflecting back to the atmosphere, with potentially large feedbacks to regional climate in some areas (Bonan, 2008; Chapin et al., 2008), as well as alterations in hydrology and ecosystem water budgets due to increases in evaporation and reductions in transpiration (e.g., Huxman et al., 2005), and changes in groundwater recharge. Potential effects of extensive forest mortality on water resource availability could have large effects on human societies (Millennium Ecosystem Assessment, 2005).

In addition, broad-scale forest mortality could change local, regional, and global carbon budgets (Breshears and Allen, 2002; Jones et al., 2009). Forests store considerably more carbon than the atmosphere, and forest die-off could redistribute within-ecosystem carbon pools and release pulses of carbon back to the atmosphere. A recent modeling study simulated this type of transformation in managed forests of Canada, where climate-related increases in fire and insect disturbance are forecast to turn these forests into a net carbon source (Kurz et al., 2008b).

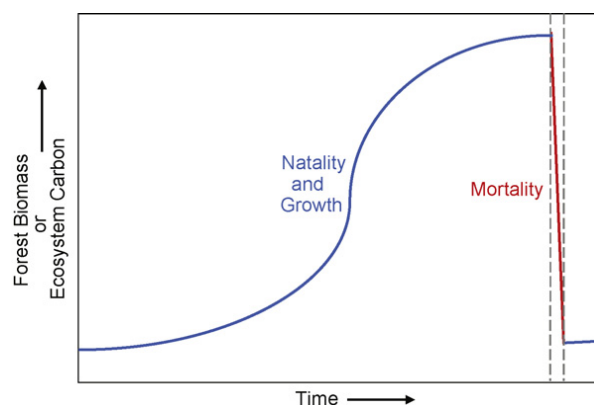


Fig. 11. Abrupt reductions in forest biomass (or ecosystem carbon) can result from drought-induced forest die-off and occur more rapidly than the relatively slow countervailing biomass increments from tree natality and growth. Trajectories of change vary with ecosystem, as do minimum biomass and carbon values, and are not to scale in this conceptual figure.

Meanwhile, climate-related increases in the spatial extent of mass tree mortality by insects, notably mountain pine beetle, have recently transformed some forests of interior British Columbia (Canada) from a net carbon sink into a net carbon source (Kurz et al., 2008a). Similarly, it is possible that “widespread forest collapse via drought” could transform the world’s tropical forests from a net carbon sink into a large net source during this century (Lewis, 2006, p. 195; cf. Phillips et al., 2009; Jones et al., 2009). Land-use impacts such as anthropogenic fires and forest fragmentation, interacting with climate-induced forest stress, are likely to amplify these effects in some regions, including the Amazon Basin (Nepstad et al., 2008). Overall, climate-induced forest mortality and related disturbances will increase global carbon flux rates at least temporarily, potentially undermining the capacity of the world’s forests to act as carbon sinks in the coming centuries.

Past forest management may have exacerbated recent mortality in some regions. In portions of western North America, over a century of fire suppression has fostered the buildup of unusually high tree densities. Trees in these unnaturally dense forests can have decreased vigor, which can increase their vulnerability to multiple mortality factors (Savage, 1997). Extensive reforestation with pine plantations in regions such as China and the Mediterranean Basin (e.g., ~3.5 million ha reforested with conifers since 1940 in Spain alone; J. Castro - from agency statistical sources) may be particularly vulnerable, especially because some of these plantations are on marginal sites given the excessive densities and unknown genetic provenances of the trees.

In summary, given the potential risks of climate-induced forest die-off, forest managers need to develop adaptation strategies to improve the resistance and resilience of forests to projected increases in climate stress (Seppala et al., 2009). Options might include thinning stands to reduce competition, selection of appropriate genotypes (e.g., improved drought resistance), and even translocation of species to match expected climate changes (e.g. Millar et al., 2007b; Joyce et al., 2008; Richardson et al., 2009).

4.4. Key information gaps and scientific uncertainties

The conclusions that can be drawn about recent trends in tree mortality and the predictions that can be made about future climate-induced forest die-off are limited by a number of key information gaps and scientific uncertainties.

(1) Accurate documentation of global forest mortality patterns and trends requires the establishment of a worldwide monitoring program. Despite many national and regional forest-monitoring efforts (e.g., the European Union’s intensive forest health monitoring EU/ICP-Forests Level II network), there is an absence of adequate data on forest health status globally (FAO, 2006, 2007). Existing permanent sample plot networks can detect large scale events or a generalized

background mortality increase, but are not designed to detect and assess patchy mortality, even at rather high rates, as is common when forest landscapes are heterogeneous and in most of the cases of biotic agent outbreaks. Reliable, long-term, global-scale forest health monitoring, likely combining remote-sensing and ground-based measurements in a methodologically coordinated and consistent manner, is needed to accurately determine the status and trends of forest stress and mortality on planet Earth. Regional and global maps of actual patterns of climate-induced tree mortality are also vitally important for the development and validation of models for predicting forest die-off in response to climate change.

- (2) Understanding the mechanisms by which climate change may affect forests requires quantitative knowledge of the physiological thresholds of individual tree mortality under chronic or acute water stress (Fig. 12). With the exception of information for a few tree species (McDowell et al., 2008; Zweifel et al., 2009), there is surprisingly little species-specific knowledge on regulation of xylem water potentials; therefore, placing various species on the continuum of isohydry–aniso-hydry is difficult, and predicting how diverse species differentially experience carbon starvation or hydraulic failure is currently impossible. Similarly, there is almost no knowledge on the patterns or mechanisms of carbohydrate storage in response to drought and heat. The potential effects of other components of changing atmospheric chemistry (e.g., elevated levels of nitrogen deposition and ground-level ozone) on the sensitivity of trees to drought remain inadequately known (Grulke et al., 2009). Research is also needed on how tree phenologies will respond to climate warming, because increasing winter temperatures may contribute to depletion of carbohydrate reserves relevant to carbon starvation thresholds. In addition, better knowledge is needed on within-species genetic variability and selection of trees related to drought and heat stress.
- (3) More accurate global vegetation maps are needed as essential inputs to calibrate and validate dynamic global vegetation models. The extent of forest mortality can only be documented or modeled if there is precise information on the locations and extent of pre-die-off forests.
- (4) Spatially explicit documentation of environmental conditions in areas of forest die-off is necessary to link mortality to causal climate drivers, including precipitation, temperature, and vapour pressure deficit. Given the difficulties in measuring precipitation and the absence of reliable soil datasets at adequate resolutions for continental-scale studies, a robust water availability index, possibly derived from remote sensing, is needed to help modelers simulate water stress in trees. In order to disentangle moisture deficit from temperature effects on tree mortality, more research is also needed to relate spatial gradients of mortality to variation in temperature. This research might utilize historical and dendrochronological records across spatial and temporal gradients where

variations in rainfall deficit and temperature increase are expressed.

- (5) Mechanistic understanding of climate-induced tree mortality requires improved knowledge of belowground processes and soil moisture conditions (e.g. Brunner et al., 2009). Models often include detailed algorithms describing aboveground physiological processes but treat belowground processes as a “black box”. Understanding of the impacts of increasing atmospheric CO₂, nitrogen deposition, ground-level ozone, and drought on root dynamics, productivity, exudation fluxes, and mycorrhizal interactions would particularly improve belowground modeling.
- (6) The direct effects of climate on the population dynamics of almost all forest insect pests and other biotic disturbance agents remain poorly understood but are important to modeling climate-induced forest mortality (Wermelinger and Seiffert, 1999; Logan et al., 2003; Desprez-Loustau et al., 2006; Breda et al., 2006; Bentz et al., 2009). Generalization through synthesis of current knowledge on the dynamics of damaging biotic agents and tree response to attacks could improve existing mortality functions in forest models.
- (7) Feedbacks between physiological stress (and tree mortality) driven by climate and other forest disturbance processes (e.g., insect outbreaks, fire) are poorly understood (Allen, 2007). These major disturbance processes may increasingly drive the mortality dynamics of forests in a rapidly changing climate, necessitating improved modeling of their cumulative and collective effects (Nepstad et al., 2008). Current models of vegetation response to climate change share weaknesses associated with the knowledge gaps identified here, including individual tree-based process models (Keane et al., 2001), species-specific empirical models (climate envelope models, e.g., Hamann and Wang, 2005; Thuiller et al., 2008), climate envelope threshold models linked to plant functional types in dynamic global vegetation models (Scholze et al., 2006), and earth system models (Ciais et al., 2005; Huntingford et al., 2008). The significant uncertainties associated with modeling tree mortality are reflected in ongoing debates about the magnitude of die-off risk to Amazon rainforests and boreal forests from climate change this century, the potential for die-offs in forests more generally (Loehle and LeBlanc, 1996; Phillips et al., 2008; Soja et al., 2007), and the degree to which forests worldwide are likely to become a net carbon source or sink (e.g., Kurz et al., 2008b).

5. Conclusions

This overview illustrates the complex impacts of drought and heat stress on patterns of tree mortality, and hints at the myriad ways in which changes in drought and/or heat severity, duration, and frequency may lead to gradually increasing background tree mortality rates and even rapid die-off events. Many recent examples of drought and heat-related tree

mortality from around the world suggest that no forest type or climate zone is invulnerable to anthropogenic climate change, even in environments not normally considered water-limited. Current observations of forest mortality are insufficient to determine if worldwide trends are emerging in part due to the lack of a reliable, consistent, global monitoring system. Although the effects of climate change cannot be isolated in these studies and clearly episodic forest tree mortality occurs in the absence of climate change, the globally extensive studies identified here are consistent with projections of increased forest mortality and suggest that some forested ecosystems may already be shifting in response to climate.

There are major scientific uncertainties in our understanding of climate-induced tree mortality, particularly regarding the mechanisms that drive mortality, including physiological thresholds of tree death and interactions with biotic agents. Recent advances in the understanding of tree mortality mechanisms suggest that forests could be particularly sensitive to increases in temperature in addition to drought alone, especially in cases where carbon starvation rather than hydraulic failure is the primary mechanism of tree mortality. However, we currently lack the ability to predict mortality and die-off of tree species and forest types based on specific combinations of climatic events and their interactions with biotic stressors and place-specific site conditions. The potential for broad-scale climate-induced tree mortality can be considered a nonlinear “tipping element” in the Earth’s climate system (Lenton et al., 2008), because forest die-offs from drought can emerge abruptly at a regional scale when climate exceeds species-specific physiological thresholds, or if climate triggers associated irruptions of insect pests in weakened forests. Such cross-scale mortality processes in forests remain poorly understood.

Collectively, these uncertainties currently prevent reliable determination of actual mortality trends in forests worldwide, and also hinder model projections of future forest mortality in response to climate change. As one consequence, the potential for climate change to trigger widespread forest die-off may be underrepresented in important assessments to date, notably including the latest major IPCC report (2007b). If extensive climate-induced tree mortality occurs, then substantial negative ecological and societal consequences can be expected. Determining the potential for broad-scale, climate-induced tree mortality is therefore a key research priority for ecologists and global change scientists, and is essential for informing and supporting policy decisions and forest management practices.

Acknowledgements

We thank Rebecca Oertel, Andrew Goumas, Angeles G. Mayor, Russell Fairfax, and Megan Eberhardt Frank for literature review assistance; Jennifer Shoemaker for graphics support; and Julio Betancourt, Adrian Das, Dan Fagre, Brian Jacobs, Francisco Lloret, Cynthia

Melcher, Catherine Parks, Tom Veblen, and Connie Woodhouse, and two anonymous reviewers for comments on this paper. Support was provided by the U.S. Geological Survey, Biological Resources Discipline, Global Change Program (CDA); the National Science Foundation and Science Foundation Arizona (AKM); US DOE NICCR DE-FC02-06ER64159 and Biosphere 2- Philecology (DDB); and Chinese Special Research Program for Public-Welfare Forestry 2007 BAC03A02 and 2008 04001 (ZZ). This work is a contribution of the Western Mountain Initiative, a USGS global change research project.

Appendix A

These appendix tables (Tables A1–A6) accompany the continental-scale maps and associated text descriptions, and are the core compilation of documented examples of drought and heat-induced tree mortality. Organized by continent and year of mortality event, concisely listing key information for each documented example, including an identification number allowing easy visual linkage to the continental-scale map locations.

Table A1

Documented cases of drought and/or heat-induced forest mortality from Africa, 1970–present. ID numbers refer to locations mapped in Fig. 2.

ID	Location	Year(s) of mortality	Forest type/mean precip. ^a	Dominant tree taxa	Spatial concentration of mortality within geographic or elevational range	Climate anomaly linked to mortality	Stand/ population-level mortality (%) ^b	Scale of impact/area affected	Biotic agents associated with mortality? ^c	Reference(s) ^d
1	Senegal	1972–1973	Savanna (300)	<i>Acacia senegal</i> , <i>Guiera senegalensis</i>	Middle–lower edges of elevational range; arid edge of geographic range	Multi-year drought	50	Regional	None	Poupon (1980)
2	South Africa (Northern Province)	1988–1992	Savanna (366)	<i>Colophospermum mopane</i>	Patchy within range	Multi-year drought	13–87 (basal area)	Not reported	Not reported	MacGregor and O'Connor (2002)
3	Zimbabwe (Southeast)	1970–1982, 1991–1992	Savanna	<i>Brachystegia glaucescens</i> ; other savanna species	Not reported	Multi-year droughts	Not reported	Subregional; ~500,000 ha affected	Elephants, scale insects	Tafangenyasha (2001, 1998, 1997)
4	Senegal	1945–1993	Savanna, deciduous broadleaf woodland (240–560)	<i>Anacardium occidentale</i> , <i>Cordia pinnata</i> , <i>Ficus ingens</i> , many others	Arid edges of geographic range	Multi-year drought	23	Regional	None	Gonzalez (2001)
5	South Africa (Northern Province)	1991–1993	Woodland, deciduous broadleaf (500–600)	<i>Dichrostachys cinerea</i> , <i>Pterocarpus angolensis</i> , <i>Strychnos madagascariensis</i> , <i>Terminalia sericea</i> , <i>C. mopane</i> , many others	Patchy within range	Multi-year drought	1–78 (species-dependent)	Not reported	None	Viljoen (1995)
6	South Africa (Northern Province)	1982–1997	Savanna (240–500)	<i>C. mopane</i> , <i>Combretum apiculatum</i> , <i>Grewia</i> spp., <i>Ximenia americana</i>	Patchy within range	Multi-year drought	7	Not reported	None	O'Connor (1999)
7	Uganda (Western)	1999	Tropical Rainforest (1492)	<i>Uvariopsis</i> spp., <i>Celtis</i> spp.	Not reported	Seasonal drought	19	Not reported	Not reported	Lwanga (2003)
8	Namibia, South Africa	1904–2002	Savanna (100–200)	<i>Aloe dichotoma</i>	Arid edge of geographic range	Multi-year drought, high temperatures	2–71	Subregional	None	Foden et al. (2007)
9	Algeria	2000–2008	Med. conifer (348–356)	<i>Cedrus atlantica</i>	Arid edge of geographic range	Multi-year drought	40–80	Subregional	Insects	Bentouati (2008); Bentouati and Bariteau (2006); Chenchouni et al. (2008)
10	Morocco	2002–2008	Med. montane conifer (300–600)	<i>Cedrus atlantica</i>	Arid edge of geographic range	Multi-year drought	10–40	Subregional	Not reported	El Abidine (2003); Adil (2008)

^a Mediterranean forest types are abbreviated as Med. in this column. Annual precipitation is in mm/yr in parentheses if reported.^b Severity of mortality is reported at the stand or population level as percentage of dead trees (depending on study design), unless otherwise noted in the entry. Other common units are annual mortality rate during drought (%/year), percent dead basal area, and dead wood volume in meters³.^c If biotic agents are thought to have played a primary role in tree mortality, this is noted in bold type. If biotic agents were involved in mortality but their role was not evaluated or is secondary to climate, the agents are simply listed.^d Citations from which reported mortality data is derived are written in bold type. Other citations provide corroborating or secondary evidence. If there are multiple citations without no bold type, reported data reflects numbers compiled from all citations.

Table A2

Documented cases of drought and/or heat-induced forest mortality from Asia, 1970-present. ID numbers refer to locations mapped in Fig. 4.

ID	Location	Year(s) of mortality	Forest type/mean precip. ^a	Dominant tree taxa	Spatial concentration of mortality within geographic or elevational range	Climate anomaly linked to mortality	Stand/population-level mortality (%) ^b	Scale of impact/area affected	Biotic agents associated with mortality? ^c	Reference(s) ^d
1	Sri Lanka	1976–1980	Montane tropical rainforest	<i>Calophyllum</i> spp., <i>Syzygium</i> spp.	Upper-mid elevational range	Seasonal drought	50–100	Not reported	Not reported	Werner (1988)
2	Malaysia (Borneo)	1982–1983	Tropical rainforest (~2000)	<i>Dipterocarpus</i> spp., <i>Shorea</i> spp.	Not reported	Seasonal drought	12–28	Not reported	Not reported	Woods (1989); Becker et al. (1998); Leighton and Wirawan (1986)
3	India (Gujarat)	1987	Tropical dry deciduous	<i>Acacia senegal</i> , <i>Holarrhena antidysenterica</i> , <i>Helicteres isora</i> , <i>Terminalia crenulata</i> , others	Not reported	Seasonal or single-year drought	37–82 (species-dependent)	~141,000 ha affected	Ungulates (<i>Cervus unicolor</i>)	Khan et al. (1994)
4	Russia (Far East)	1987–1988	Montane mixed conifer	<i>Picea jezoensis</i> , <i>Abies nephrolepis</i>	Mountain slopes and plateaus, variable aspects	Drought	14 M m ³ timber lost	~165,000 ha affected	Fungi	Man'ko and Gladkova (2001)
5	Saudi Arabia and Oman	Early 1990s	Woodland (559)	<i>Juniperus procera</i> , <i>J. excelsa</i>	Lower edges of elevational range	Possibly drought	30 (<i>J. excelsa</i>)	Landscape–subregional	None	Fisher and Gardner (1995); Fisher (1997); Gardner and Fisher (1996)
6	Indonesia (Sumatra)	1997–1998	Tropical rainforest	Not reported	Not reported	Seasonal drought	9.8	Not reported	Not reported	Kinnaird and O'Brien, 1998
7	Indonesia and Malaysia (Borneo)	1997–1998	Tropical rainforest (~2100–3000)	<i>Dipterocarpus</i> spp., <i>Lauraceae</i>	Not reported	Seasonal drought	0.6–26.3	Not reported	Not reported	van Nieuwstadt and Sheil (2005); Potts (2003); Aiba and Kitayama (2002); Slik (2004)
8	Indonesia (Borneo)	1997–1998	Tropical lowland swamp (2800)	<i>Anacardiaceae</i> , <i>Dipterocarpaceae</i> , <i>Sapotaceae</i> , <i>Rutaceae</i>	Not reported	Seasonal drought	4.2–6.1	Not reported	Not reported	Nishimua et al. (2007)
9	Malaysia (Borneo)	1997–1998	Tropical rainforest (~2700)	<i>Dipterocarpaceae</i> , <i>Euphorbiaceae</i> , <i>Burseraceae</i> , <i>Myristicaceae</i>	Not reported	Seasonal drought	4.3–6.4	Not reported	Not reported	Nakagawa et al. (2000); Lingensfelder and Newbery (2009)
10	China (Shanxi, Hebei, Henan)	1998–2001	Temperate coniferous plantation	<i>Pinus tabulaeformis</i>	Not reported	Seasonal drought	~30	Subregional; 500,000 ha affected	Bark beetles (<i>Dendroctonus valens</i>)	Wang et al. (2007)
11	China (Yunnan)	1986–1988; 1998–2000; 2003–2005	Subtropical coniferous plantation	<i>Pinus yunnanensis</i>	Not reported	Seasonal drought	Varied in different plantations	Landscape; ~26,700–113,000 ha affected	Bark beetles (<i>Tomicus yunnanensis</i> , <i>T. minor</i>)	Li (2003)
12	Turkey (Central Anatolia)	2002–2007	Temperate conifer and mixed (400–600)	<i>Qercus</i> spp., <i>Juniper</i> spp., <i>Pinus nigra</i> , <i>P. sylvestris</i> , <i>Abies cilicicia</i>	Southern edge of geographic range for <i>P. sylvestris</i>	Drought	Not reported	Not reported	Insects	Semerci et al. (2008)
13	South Korea	2003–2008	Temperate montane mixed (1400–2000)	<i>Abies koreana</i>	Not reported	Warm winters/springs, possibly drought	20–50	Landscape	Not reported	Lim et al. (2008); Woo et al. (2007)
14	Russia	2005–2008	Boreal and temperate	<i>Picea</i> spp., <i>Pinus</i> spp.	Southern portions of Russian forest zones	Drought	Not reported	>400,000 ha across the nation	Not reported	Ermolenko (2008)

Footnotes as in Table A1.

Table A3

Documented cases of drought and/or heat-induced forest mortality from Australasia, 1970–present. ID numbers refer to locations mapped in Fig. 5.

ID	Location	Year(s) of mortality	Forest type/ mean precip. ^a	Dominant tree taxa	Spatial concentration of mortality within geographic or elevational range	Climate anomaly linked to mortality	Stand/ population-level mortality (%) ^b	Scale of impact/ area affected	Biotic agents associated with mortality? ^c	Reference(s) ^d
1	New Zealand (West Coast)	1978–1980	Montane broadleaf	<i>Nothofagus fusca</i>	Not reported	Spring droughts	75	Landscape; ~5000 ha affected	Beech scale (<i>Inglisia fagi</i>); Fungi (<i>Hypocrella duplex</i>); Wood borer (<i>Platypus</i> spp., <i>Psepholax</i> spp.)	Hosking and Kershaw (1985)
2	New Zealand (Hawkes Bay)	1984–1987	Montane broadleaf	<i>Nothofagus solandri</i>	Not reported	Spring droughts	24–52	Not reported	Leafminer (<i>Neomycta pulicaris</i>); Fungi (<i>Nodulisporium</i> spp.)	Hosking and Hutcheson (1988)
3	Australia (Queensland)	1992–1996	Tropical savanna (480–2600)	<i>Eucalyptus</i> spp., <i>Corymbia</i> spp.	Patchy within ranges	Multi-year drought	29 (basal area)	Regional; ~5.5 M ha affected	None	Fensham and Holman (1999) ; Fensham (1998); Rice et al. (2004)
4	Australia (Queensland)	1990–2002	Tropical savanna (500–850)	<i>Eucalyptus</i> spp., <i>Corymbia</i> spp.	Patchy within ranges	Multi-year drought	78 stand level; 17.7 across region	Regional; ~5.5 M ha affected	None	Fensham et al. (2003, 2009)
5	Australia (Queensland)	2004	Tropical savanna (500–850)	<i>Eucalyptus</i> spp., <i>Corymbia</i> spp.	Patchy within ranges	Multi-year drought	15.0 (basal area; unpublished data)	Not reported	None	Fensham and Fairfax (2007)
6	Australia (Queensland)	2005	Tropical savanna (500–850)	<i>Acacia</i> spp.	Widespread	Multi-year drought	Not recorded	~600 ha affected	None	Fensham and Fairfax (2005)

Footnotes are as given in Table A1.

Table A4

Documented cases of drought and/or heat-induced forest mortality from Europe, 1970–present. ID numbers refer to locations mapped in Fig. 6.

ID	Location	Year(s) of mortality	Forest type/ mean precip. ^a	Dominant tree taxa	Spatial concentration of mortality within geographic or elevational range	Climate anomaly linked to mortality	Stand/ population-level mortality (%) ^b	Scale of impact/ area affected	Biotic agents associated with mortality? ^c	Reference(s) ^d
1	Switzerland (Valais)	1960–1976	Temperate conifer (572)	<i>Pinus sylvestris</i>	Lower/southern edges of ranges	Multi-year drought	5–100	Landscape–subregional	Not reported	Kienast et al. (1981)
2	Europe (Western, Central)	1970–1985	Temperate conifer and broadleaf (600–1500)	<i>Abies</i> spp., <i>Picea</i> spp., <i>Pinus</i> spp., <i>Fagus sylvatica</i>	Lower edges of elevation range	Repeated droughts	1–20	Regional; patchy across <1 M ha	Bark beetles (<i>Scolytus</i> , <i>Ips</i> , <i>Pityogenes</i> , <i>Tomicus</i> , <i>Dendroctonus</i> , <i>Pytiokteines</i>); Fungi	Schutt and Cowling (1985)
3	France	1980–1985	Temperate broadleaf (650–850)	<i>Quercus</i> spp., mainly <i>Q. robur</i>	Patchy across ranges	Seasonal or single-year drought	10–50	Subregional; patchy across ~500,000 ha	Fungi; bark beetles (<i>Agriles</i> , <i>Scolytus</i>)	Nageleisen (1994); Nageleisen et al. (1991); Delatour (1983)
4	Poland	1979–1987	Temperate broadleaf (500–550)	<i>Quercus robur</i>	Not reported	Seasonal drought	111,000 m ³ timber lost	Landscape	Moths (<i>Tortrix viridiana</i>); pathogens (<i>Ophiostoma</i> spp.)	Siwecki and Ufnalksi (1998)
5	Greece	1987–1989	Mediterranean mixed conifer (1622)	<i>Abies alba</i> Mill. × <i>A. cephalonica</i> Loud.	Middle of elevation ranges	Multi-year drought	1.8/yr in drought years	Landscape–subregional	Bark beetles and other insects	Markalas (1992); Kailidis and Markalas (1990)
6	Italy (South Tyrol)	1992	Temperate mixed conifer (650)	<i>Pinus sylvestris</i>	Lower/southern edges of ranges	Multi-year drought	Not reported	Landscape–subregional	Various insects	Minerbi (1993)

7	Austria (Lower Austria)	1990–1996	Temperate mixed conifer (~650)	<i>Pinus sylvestris</i> , <i>Pinus nigra</i>	Lower edge of elevational range	Seasonal droughts	27.6–49.2	Stand–landscape	Various insects	Cech and Tomiczek (1996)
8	Austria (Tyrol)	1991–1997	Temperate mixed conifer (~840)	<i>Pinus sylvestris</i>	Lower edge of elevational range	Seasonal droughts	10.0–70.0	Landscape	Various insects	Cech and Perny (2000)
9	Italy (Aosta)	1985–1998	Temperate mixed conifer and broadleaf (~550)	<i>Pinus sylvestris</i>	Lower/southern edges of ranges	Multi-year drought	Not reported	Landscape–subregional	Fungi (<i>Armillaria</i> spp.); wood borers	Vertui and Tagliaferro (1998)
10	Spain (Northeast, Central, South)	1994, 1998	Mediterranean mixed conifer and broadleaf (537–605)	<i>Quercus</i> spp., <i>Pinus</i> spp., <i>Juniperus</i> spp.	Patchy within elevational range; southern edge of geographic range (<i>P. sylvestris</i>)	Multi-year drought, recurrent summer droughts	0.0–19.4 (species-dependent)	Landscape–subregional	Not reported	Peñuelas et al. (2001); Lloret and Siscart (1995); Lloret et al. (2004); Martínez-Vilalta and Piñol (2002)
11	France (Ardennes, Vosges)	1998	Montane mixed conifer and broadleaf (800–1200)	<i>Fagus sylvatica</i>	Middle of ranges	Deep frost after an abnormally hot period	5–30	Subregional; patchy across ~200,000 ha	None	French Forest Health Department (1998–1999)
12	Norway	1992–2000	Temperate conifer	<i>Picea abies</i>	Patchy across ranges	Multi-year summer droughts, high summer temperatures	2–6.6	Landscape–subregional	Bark beetles (<i>Polygraphus poligraphus</i>)	Solberg (2004)
13	Greece (Samos)	2000	Mediterranean mixed conifer (~700–800)	<i>Pinus brutia</i>	Lower edge of elevational range	Multi-year drought	Not reported	Not reported	Not reported	Körner et al. (2005); Sarris et al. (2007)
14	Austria (Tyrol)	2001	Temperate mixed conifer (710)	<i>Pinus sylvestris</i>	Lower edge of elevational range	Seasonal droughts	Not reported	Landscape–subregional	Not reported	Oberhuber (2001)
15	Greece (South, Central)	2000–2002	Mediterranean mixed conifer (~700–1100)	<i>Abies cephalonica</i>	Not reported	Multi-year drought	5–10/yr in drought years vs. 0.17–0.50/yr in non-drought years	Landscape	Primary role , bark beetles (<i>Phaenops knoteki</i> , <i>Pityokteines spinidens</i>) mistletoe	Tsopelas et al. (2004); Raftoyannis et al. (2008)
16	Switzerland	2003	Temperate conifer and broadleaf	<i>Picea abies</i>	Not reported	Drought, high temperatures	~2.0 M m ³ timber lost	Landscape–subregional	Bark beetles (<i>Ips typographus</i>)	Forster et al. (2008)
17	Switzerland (Valais)	1973–1976, 1987–1993, 1996–2000, 2000–2004	Temperate mixed conifer and broadleaf (500–600)	<i>Pinus sylvestris</i>	Lower/southern edges of ranges	Seasonal and multi-year droughts, high temperatures	7–59	Landscape–subregional	Primary role , bark beetles (<i>Phaenops cyanea</i> , <i>Ips acuminatus</i>); nematodes; mistletoe	Wermelinger et al. (2008); Dobbertin et al. (2007); Bigler et al. (2006); Dobbertin and Rigling (2006); Rigling et al. (2006); Dobbertin et al. (2005); Rigling and Cherubini (1999)
18	Germany (Baden-Württemberg)	2003–2006	Temperate broadleaf	<i>Fagus sylvatica</i>	Not reported	Drought, high temperatures	~98,000 m ³ timber lost	Landscape–subregional	Bark, ambrosia beetles (<i>Taphrotychus bicolor</i> , <i>Trypodendron domesticum</i>); wood borer	Petercord (2008)
19	Spain	2004–2006	Temperate conifer plantations	<i>Pinus sylvestris</i> , <i>Pinus nigra</i>	Not reported	Multi-year drought	Not reported	Patchy across 13,404 ha	Not reported	Navarro-Cerrillo et al. (2007)
20	Russia (Northwest)	2004–2006	Boreal conifer	<i>Picea obovata</i>	Patchy	Drought, high temperatures	208 M m ³ timber lost	~1.9 M ha affected	Bark beetles (<i>Ips typographus</i>), fungi	Krotov (2007); Tsvetkov and Tsvetkov (2007); Chuprova (2007); Shtrakhov (2008); Kauhainen et al. (2008)

Table A4 (Continued)

ID	Location	Year(s) of mortality	Forest type/ mean precip. ^a	Dominant tree taxa	Spatial concentration of mortality within geographic or elevational range	Climate anomaly linked to mortality	Stand/ population-level mortality (%) ^b	Scale of impact/ area affected	Biotic agents associated with mortality? ^c	Reference(s) ^d
21	Switzerland (Grisons)	2003–2007	Temperate mixed conifer (750)	<i>Pinus sylvestris</i>	Lower edge of elevational range	Drought, high temperatures	6.3–16.0	Landscape-subregional	Not reported	Schilli et al. (in press)
22	France (Provence, Southern Alps)	2003–2008	Mediterranean conifer (750–950)	<i>Pinus sylvestris</i>	Lower/southern edges of ranges	Multi-year drought, high temperatures	20–80	Subregional; patchy across ~100,000 ha	Bark beetles (<i>Tomicus</i> , <i>Ips</i> , <i>Pissodes</i>)	Vennetier et al. (2007); Thabeet et al. (2009)
23	France	2003–2008	Temperate mixed conifer and broadleaf (650–1100)	<i>Quercus</i> spp., <i>Fagus sylvatica</i> , <i>Abies</i> spp., <i>Picea abies</i> , <i>Pinus</i> spp.	Lower and middle of elevational range	Spring and summer drought, scorching heat	1–3/yr	Regional	Bark beetles; fungi	Breda et al. (2006); Landmann et al. (2006); Rouault et al. (2006); French Forest Health Department (2003–2008)
24	France (Eastern Pyrénées)	2003–2008	Temperate mixed conifer (800–1000)	<i>Abies alba</i>	Lower edge to middle of ranges	Recurrent drought, high temperatures	10–30	Subregional; patchy across ~150,000 ha	Bark beetles (<i>Ips</i> , <i>Pissodes</i>)	French Forest Health Department (2003–2008)
25	France (Provence, Maures Mountains)	2006–2008	Mediterranean broadleaf	<i>Quercus suber</i>	Northern edge to middle of geographic range	Multi-year drought	10–70	Subregional; patchy across ~120,000 ha	Insects (<i>Platypus</i> spp., <i>Coroebus</i> spp.)	Vennetier et al. (2008)

Footnotes as in Table A1.

Table A5

Documented cases of drought and/or heat-induced forest mortality from North America, 1970–present. ID numbers refer to locations mapped in Fig. 7.

ID	Location	Year(s) of mortality	Forest type/ mean precip. ^a	Dominant tree taxa	Spatial concentration of mortality within geographic or elevational range	Climate anomaly linked to mortality	Stand/ population-level mortality (%) ^b	Scale of impact/ area affected	Biotic agents associated with mortality? ^c	Reference(s) ^d
1	USA (Southeast, Northeast, Midwest)	Late 1970s–1980s	Upland temperate mixed	<i>Quercus</i> spp., <i>Carya</i> spp.	Not reported	Multi-year droughts; high temperatures preceded by severe winters	16.6 in stands across Southeast; 1.2–6.3 in Missouri	Regional	Wood borers (<i>Agrilus bilineatus</i>); fungi; insect defoliators	Stringer et al. (1989); Starkey and Oak (1989); Starkey et al. (1989); Clinton et al. (1993); Millers et al. (1989); Tainter et al. (1983); Law and Gott (1987); Kessler (1989); Jenkins and Pallardy (1995)
2	USA (Midwest)	1984	Temperate deciduous	<i>Acer</i> spp.	Not reported	Drought	Not reported	Landscape-subregional	Wood borers (<i>Agrilus</i> spp.)	Millers et al. (1989)
3	USA (Midwest)	1979–1986	Temperate deciduous	<i>Betula</i> spp.	Not reported	Multi-year drought	Not reported	Landscape-subregional	leafminers; wood borers; birch skeletonizers	Millers et al. (1989)
4	USA (North Carolina)	1984–1989	Temperate deciduous (1270–1520)	<i>Acer saccharum</i> , <i>Fagus grandifolia</i> , <i>Tilia americana</i> , <i>Aesculus flava</i>	Not reported	Multi-year drought	1.0–3.25/yr. in drought years	Not reported	Not reported	Olando and Palmer (2003)

Table A5 (Continued)

ID	Location	Year(s) of mortality	Forest type/ mean precip. ^a	Dominant tree taxa	Spatial concentration of mortality within geographic or elevational range	Climate anomaly linked to mortality	Stand/ population-level mortality (%) ^b	Scale of impact/area affected	Biotic agents associated with mortality? ^c	Reference(s) ^d
5	USA (Minnesota)	1987–1989	Savanna (726)	<i>Quercus ellipsoidalis</i> , <i>Q. macrocarpa</i>	Not reported	Multi-year drought	18.2	Not reported	Not reported	Faber-langendoen and Tester (1993)
6	Eastern North America	1980s	Temperate deciduous (900–1200)	<i>Acer saccharum</i>	Patchy within ranges	Drought, high temperatures preceded by winter thaw	10–15	Subregional; patchy across >1 M ha	Insect defoliator (<i>Malacosoma disstria</i>)	Hendershot and Jones (1989) ; Payette et al. (1996); Auclair et al. (1996); Roy et al. (2004); Robitaille et al. (1982)
7	USA and Mexico (California and Baja California)	1985–early 1990s	Montane mixed conifer (~600–800)	<i>Pinus jeffreyi</i> , <i>Abies concolor</i>	Not reported	Multi-year drought	4–15	Landscape–subregional	Bark beetles (<i>Dendroctonus</i> spp.)	Savage (1997)
8	USA (California)	1986–1992	Montane mixed conifer (945)	<i>Pinus ponderosa</i> , <i>Calocedrus decurrens</i> , <i>Abies concolor</i>	Not reported	Multi-year drought, high spring and summer temperatures	23.3–69.2	Landscape	Bark beetles (<i>Dendroctonus</i> spp.)	Guarin and Taylor (2005)
9	USA (California)	1986–1992	Montane mixed conifer	Not reported	Not reported	Multi-year drought	13 (basal area)	Landscape–subregional; 56,000 ha affected	Engraver beetles (<i>Scolytus</i> spp.)	Macomber and Woodcock (1994)
10	USA (California)	1986–1992	Montane mixed conifer	<i>Pinus</i> spp., <i>Abies</i> spp.	Drier edge of local range; lower edges of elevational ranges	Multi-year drought	Not reported	Landscape–subregional	Primary role , bark beetles (<i>Dendroctonus</i> spp.); engraver beetles (<i>Scolytus</i> spp.)	Ferrell et al. (1994); Ferrell (1996)
11	USA (California)	1985–1995	Montane mixed conifer	<i>Pinus flexilis</i>	Lower edges of elevational range	Multi-year drought, high temperatures	50–75	Stand–landscape	Mistletoe (<i>Arceuthobium</i>) bark beetles (<i>Dendroctonus ponderosae</i>)	Millar et al. (2007a)
12	USA (Arizona)	1996	Woodland (~370)	<i>Pinus edulis</i> , <i>Juniperus monosperma</i>	Patchy within elevational range	Single-year drought	2.3–25.9	Landscape–subregional	Not reported	Mueller et al. (2005) ; Ogle et al. (2000); Trotter (2004)
13	Canada (Alberta)	1990–1997	Boreal forest, prairie ecotone (450)	<i>Populus tremuloides</i>	Patchy within ranges	Drought preceding warm winter and spring	18–47	Subregional; patchy across ~1 M ha	Insect defoliator (<i>Malacosoma disstria</i>)	Hogg et al. (2002)
14	USA (Midwest, Southeast)	1990–2002	Upland temperate mixed	<i>Quercus</i> spp.	Patchy within ranges	Multi-year drought	15–50 basal area reduction	Regional; ~1.8 M ha affected	Wood borers (<i>Enaphalodes rufulus</i> , <i>Agrilus</i> spp.); fungi	Starkey et al. (2004) ; Oak et al. (2004) ; Voelker et al. (2008); Heitzman et al. (2004); Lawrence et al. (2002)
15	USA (California)	1983–2004	Montane mixed conifer (1100–1400)	<i>Pinus</i> spp., <i>Abies</i> spp.	Lower edges of elevational range	Drought, high temperatures	63% increase in annual mortality rate	Landscape–subregional	Insects, pathogens	van Mantgem and Stephenson (2007)
16	USA and Canada (Alaska, Yukon)	1989–2004	Coastal rainforest, boreal (485)	<i>Picea</i> spp.	Patchy within ranges	Drought, high summer temperatures	Not reported	Subregional; >1.2 M ha	Primary role , bark beetle (<i>Dendroctonus rufipennis</i>)	Berg et al. (2006)

Table A5 (Continued)

ID	Location	Year(s) of mortality	Forest type/ mean precip. ^a	Dominant tree taxa	Spatial concentration of mortality within geographic or elevational range	Climate anomaly linked to mortality	Stand/ population-level mortality (%) ^b	Scale of impact/area affected	Biotic agents associated with mortality? ^c	Reference(s) ^d
17	USA (Southwest)	2000–2004	Woodland, conifer (~250–750)	<i>Pinus ponderosa</i> , <i>Pinus edulis</i> , <i>Juniperus monosperma</i> , <i>Populus</i> spp.	Patchy within elevational range	Multi-year drought	3.3–41.4 (species dependant)	Landscape-subregional	Not reported	Gitlin et al. (2006) ; Burkett et al. (2005)
18	Southwest, USA (New Mexico, Arizona, Colorado, Utah, Nevada)	2000–2004	Woodland (200–450)	<i>Pinus edulis</i> , <i>Pinus monophylla</i> , <i>Juniperus monosperma</i> , <i>Juniperus scopulorum</i>	Patchy within geographic and elevational range	Multi-year drought, high spring and summer temperatures	~6 region-wide, 0–90 stand-level for <i>Pinus</i> spp.; 4.5 stand-level for <i>J. monosperma</i>	Regional; ~1.2 M ha affected	Primary role , bark beetles (<i>Ips confusus</i>); twig beetles; pitch moths; root fungus; mistletoe	Breshears et al. (2005) ; Shaw et al. (2005) ; Swaty et al. (2004) ; Mueller et al. (2005) ; Allen (2007) ; Greenwood and Weisberg (2008)
19	USA (Arizona)	2001–2004	Coniferous (180)	<i>Pinus ponderosa</i>	Lower edges of elevational range	Multi-year drought, high temperatures	7–21	Landscape-subregional	Primary role , bark and engraver beetles (<i>Ips</i> spp.)	Negron et al. (2009)
20	Canada (Saskatchewan and Alberta)	2002–2004	Boreal forest, prairie ecotone (360–460)	<i>Populus tremuloides</i>	Southern edge of geographic range	Multi-year drought	3.6/yr vs. 1.6/yr in non-drought yrs.	Subcontinental; patchy across ~10 M ha	Insect defoliators	Hogg et al. (2008)
21	Canada (British Columbia)	2000–2006	Montane mixed conifer (~250–1000)	<i>Pinus contorta</i>	Middle of geographic range	Drought, high spring and summer temperatures	>435 M m ³ (timber lost)	Regional – continental; ~13 M ha affected	Primary role , bark beetle (<i>Dendroctonus ponderosae</i>)	Kurz et al. (2008a)
22	USA (Colorado)	2005–2006	Montane mixed (380–1100)	<i>Populus tremuloides</i>	Patchy but concentrated at lower edges of elevational range	Multi-year drought, high spring and summer temperatures.	32 (stand scale); 5.62 (landscape scale)	Landscape-subregional; 58,374 ha affected	Wood borers; cytospora canker; bark beetles	Worrall et al. (2008)
23	USA (Western States)	1955–2007	All western forest types	Many species	Not reported	High temperatures	3.9-fold increase in annual mortality rate	Regional	Not reported	van Mantgem et al. (2009)
24	Western North America	1997–2007	Coniferous	<i>Pinus</i> spp., <i>Picea</i> spp., <i>Abies</i> spp., <i>Pseudotsuga menziesii</i>	Not reported	Drought, high temperatures	Not reported	Regional; 60.7 M ha affected	Primary role , bark and engraver beetles (<i>Dendroctonus</i> , <i>Ips</i> , <i>Dryocoetes</i> , <i>Scolytus</i> spp.)	Bentz et al. (2009)
25	USA (Minnesota)	2004–2007	Boreal and temperate mixed (480–900)	<i>Populus tremuloides</i> , <i>Fraxinus</i> spp.	Lower edges and middle of ranges	Drought	Not reported	Not reported	Insect defoliators	Minnesota Dept. Nat. Resources (2007)
26	USA (California)	1998–2001, 2005–2008	Not reported	Not reported	Not reported	Drought preceded by wet, warm episodes	423,000 dead trees in northern California	Landscape-subregional	Primary role , pathogen (<i>Phytophthora ranorum</i>)	Garrett et al. (2006)
27	Canada and USA (Alaska, British Columbia)	Long-term 1880–2008	Temperate coastal rainforest (1300–4000)	<i>Chamaecyparis nootkatensis</i>	Middle	Warmer winters and springs	70% of basal area lost	Subregional; ~200,000 ha affected	None	Beier et al. (2008) ; Hennon and Shaw (1997) ; Hennon et al. (2005)

Footnotes as in Table A1.

Table A6

Documented cases of drought and/or heat-induced forest mortality from South and Central America, 1970–present. ID numbers refer to locations mapped in Fig. 8.

ID	Location	Year(s) of reported mortality	Forest type/ mean precip. ^a	Dominant tree taxa	Spatial concentration of mortality within geographic or elevational range	Climate anomaly linked to mortality	Stand/population-level mortality (%) ^b	Scale of impact/ area affected (ha)	Biotic agents associated with mortality? ^c	Reference(s) ^d
1	Panama (Panama)	1982–1985	Tropical rainforest (2600)	205 different species	Not reported	Seasonal drought, high temperatures	2.75/yr vs. 1.98/yr in non-drought years	Not reported	Not reported	Condit et al. (1995); Leigh et al. (1990)
2	Brazil (Espírito Santo)	1986–1989, 1997–1999	Tropical rainforest (1200)	Not reported	Not reported	Seasonal drought	4.5/yr vs. 1.4/yr in non-drought years	Not reported	Not reported	Rolim et al. (2005)
3	Brazil (Amazonas)	1997	Tropical rainforest (2000)	Not reported	Not reported	Seasonal drought	1.9/yr vs. 1.21–1.23/yr in non-drought years	Not reported	Not reported	Williamson et al. (2000); Laurance et al. (2001)
4	Costa Rica (Heredia)	1998	Tropical rainforest (3962)	Not reported	Not reported	Seasonal drought	3.1/yr vs. 1.6/yr in non-drought years	Not reported	Not reported	Chazdon et al. (2005)
5	Argentina (western Neuquén, Rio Negro)	1998–1999	Temperate steppe – Montane broadleaf (500–1500)	<i>Nothofagus dombeyi</i>	Arid edge of geographic range; lower elevations	Seasonal drought, high temperatures	11–57	Landscape–subregional	Wood borers; woodpeckers	Suarez et al. (2004); Suarez and Kitzberger (2008); Bran et al. (2001)
6	Amazon Basin	2005	Tropical rainforest	Not reported	Not reported	Single year drought	1.2–1.6 Pg C lost	Subcontinental	Not reported	Phillips et al. (2009)

Footnotes as in Table A1.

References

- Adams, H.D., Guardiola-Claramonte, M., Barron-Gafford, G.A., Villegas, J.C., Breshears, D.D., Zou, C.B., Troch, P.A., Huxman, T.E., 2009. Temperature sensitivity of drought-induced tree mortality: implications for regional die-off under global-change-type drought. *Proceedings of the National Academy of Sciences of the United States of America* 106, 7063–7066.
- Adil, S., 2008. Climate change and forest in Morocco: case of the decay of the cedar in the Atlas Mountains. In: Poster Presentation At: International Conference “Adaptation of Forests and Forest Management to Changing Climate with Emphasis on Forest Health: A Review of Science, Policies, and Practices”, Umeå, Sweden: FAO/IUFRO, 25–28 August 2008.
- Aiba, S.I., Kitayama, K., 2002. Effects of the 1997–98 El Niño drought on rain forests of Mount Kinabalu, Borneo. *Journal of Tropical Ecology* 18, 215–230.
- Albertson, F.W., Weaver, J.E., 1945. Injury and death or recovery of trees in prairie climate. *Ecological Monographs* 15, 393–433.
- Allen, C.D., 2007. Interactions across spatial scales among forest dieback, fire, and erosion in northern New Mexico landscapes. *Ecosystems* 10, 797–808.
- Allen, C.D., 2009. Climate-induced forest dieback: an escalating global phenomenon? *Unasylva* 231/232 (60), 43–49.
- Allen, C.D., Breshears, D.D., 1998. Drought-induced shift of a forest-woodland ecotone: rapid landscape response to climate variation. *Proceedings of the National Academy of Sciences of the United States of America* 95, 14839–14842.
- Allen, C.D., Breshears, D.D., 2007. In: Meetings: Organized Oral Session on “Climate- Induced Forest Dieback as an Emergent Global Phenomenon: Patterns, Mechanisms, and Projections”. Annual Meeting of Ecological Society of America EOS 88(47), San Jose, California, 7 August 2007, p. 504.
- Amthor, J.S., 2000. The McCree-de-Wit-Penning de Vries-Thornley respiration paradigms: 30 years later. *Annals of Botany* 86, 1–20.
- Auclair, A.N.D., 1993. Extreme climatic fluctuations as a cause of forest dieback in the Pacific Rim. *Water Air and Soil Pollution* 66 (3–4), 207–229.
- Auclair, A.N., Lill, D., Revenga, J.T.C., 1996. The role of climate variability and global warming in the dieback of Northern Hardwoods. *Water, Air, and Soil Pollution* 91, 163–186.
- Ayres, M.P., Lombardero, M.J., 2000. Assessing the consequences of global change for forest disturbances for herbivores and pathogens. *Science of the Total Environment* 262, 263–286.
- Bachelet, D., Neilson, R.P., Hickler, T., Drapek, R.J., Lenihan, J.M., Sykes, M.T., Smith, B., Sitch, S., Thonicke, K., 2003. Simulating past and future dynamics of natural ecosystems in the United States. *Global Biogeochemistry Cycles* 17, 1045 doi:10.1029/2001GB001508.
- Bale, J.S., Masters, G.J., Hodkinson, I.D., Awmack, C., Bezemer, T.M., Brown, V.K., Butterfield, J., Buse, A., Coulson, J.C., Farrar, J., Good, J.E., Harrington, R., Hartley, S., Jones, T.H., Lindroth, R.L., Press, M.C., Symrnioudis, I., Watt, A.D., Whittaker, J.B., 2002. Herbivory in a global climate change research: direct effects of rising temperature on insect herbivores. *Global Change Biology* 88, 1–16.
- Barber, V.A., Juday, G.P., Finney, B.P., 2000. Reduced growth of Alaskan white spruce in the twentieth century from temperature-induced drought stress. *Nature* 405, 668–673.
- Becker, P., Lye, O.C., Goh, F., 1998. Selective drought mortality of dipterocarp trees: no correlation with timber group distributions in Borneo. *Biotropica* 30, 666–671.
- Beier, C.M., Sink, S.E., Hennon, P.E., D’Amore, D.V., Juday, G.P., 2008. Twentieth century warming and the dendroclimatology of declining yellow-cedar forests in southeastern Alaska. *Canadian Journal of Forest Research* 38, 1319–1334.
- Bentouati, A., 2008. La situation du cèdre de l’Atlas en Algérie. *Forêt Méditerranéenne* 29, 203–209.
- Bentouati, A., Bariteau, M., 2006. Réflexions sur le dépérissement du cèdre de l’Atlas des Aurès (Algérie). *Forêt Méditerranéenne* 27, 317–322.
- Bentz, B.J., Allen, C.D., Ayres, M., Berg, E., Carroll, A., Hansen, M., Hicke, J., Joyce, L., Logan, J., MacFarlane, W., MacMahon, J., Munson, S., Negron, J., Paine, T., Powell, J., Raffa, K., Re’gnie’ re, J., Reid, M., Romme, W., Seybold, S., Six, D., Tomback, D., Vandygriff, J., Veblen, T., White, M., Witcosky, J., Wood, D., 2009. In: Bentz, B.J. (Ed.), *Bark Beetle Outbreaks in Western North America: Causes and Consequences*. Univ. of Utah Press, , ISBN: 978-0-87480965-7p. 42.
- Berg, E.E., Henry, J.D., Fastie, C.L., De Volder, A.D., Matsuoka, S.M., 2006. Spruce beetle outbreaks on the Kenai Peninsula, Alaska, and Kluane National Park and Reserve, Yukon Territory: relationship to summer temperatures and regional differences in disturbance regimes. *Forest Ecology and Management* 227, 219–232.
- Biasutti, M., Giannini, A., 2006. Robust Sahel drying in response to late 20th century forcings. *Geophysics Research Letters* 33, L11706 doi:10.1029/2006GL026067.
- Bigler, C., Braker, O.U., Bugmann, H., Dobbertin, M., Rigling, A., 2006. Drought as an inciting mortality factor in Scots pine stands of the Valais, Switzerland. *Ecosystems* 9, 330–343.

- Bigler, C., Gavin, D.G., Gunning, C., Veblen, T.T., 2007. Drought induces lagged tree mortality in a subalpine forest in the Rocky Mountains. *Oikos* 116, 1983–1994.
- Boisvenue, C., Running, S.W., 2006. Impacts of climate change on natural forest productivity—evidence since the middle of the 20th century. *Global Change Biology* 12, 1–21.
- Bonan, G.B., 2008. Forests and climate change: forcings, feedbacks, and the climate benefits of forests. *Science* 320, 1444–1449.
- Bran, D., Pérez, A., Ghermandi, L., Barrios Lamunière, S.D., 2001. Evaluación de poblaciones de coihue (*Nothofagus dombeyi*) del Parque Nacional Nahuel Huapi, afectadas por la sequía 98/99, a escala de paisaje (1:250.000).
- Breda, N., Huc, R., Granier, A., Dreyer, E., 2006. Temperate forest trees and stands under severe drought: a review of ecophysiological responses, adaptation processes and long-term consequences. *Annals of Forest Science* 63, 625–644.
- Breshears, D.D., Allen, C.D., 2002. The importance of rapid, disturbance-induced losses in carbon management and sequestration. *Global Ecology and Biogeography Letters* 11, 1–15.
- Breshears, D.D., Cobb, N.S., Rich, P.M., Price, K.P., Allen, C.D., Balice, R.G., Romme, W.H., Kastens, J.H., Floyd, M.L., Belnap, J., Anderson, J.J., Myers, O.B., Meyer, C.W., 2005. Regional vegetation die-off in response to global-change-type drought. *Proceedings of the National Academy of Sciences of the United States of America* 102 (42), 15144–15148.
- Breshears, D.D., Myers, O.B., Meyer, C.W., Barnes, F.J., Zou, C.B., Allen, C.D., McDowell, N.G., Pockman, W.T., 2009. Tree die-off in response to global-change-type drought: mortality insights from a decade of plant water potential measurements. *Frontiers in Ecology and Environment* 7, 185–189.
- Brunner, I., Graf-Pannatier, E., Frey, B., Rigling, A., Landolt, W., Dobbertin, M., 2009. Morphological and physiological responses of Scots pine fine roots to water supply in a climatic dry area in Switzerland. *Tree Physiology* 29, 542–550.
- Bugmann, H.K.M., Wullschleger, S.D., Price, D.T., Ogle, K., Clark, D.F., Solomon, A.M., 2001. Comparing the performance of forest gap models in North America. *Climatic Change* 51, 349–388.
- Burkett, V.R., Wilcox, D.A., Stottleyer, R., Barrow, W., Fagre, D., Baron, J., Price, J., Nielsen, J.L., Allen, C.D., Peterson, D.L., Ruggerone, G., Doyle, T., 2005. Nonlinear dynamics in ecosystem response to climatic change: case studies and policy implications. *Ecological Complexity* 2, 357–394.
- Caldeira, M.C., Fernandez, V., Tome, J., Pereira, J.S., 2002. Positive effect of drought on longicorn borer larval survival and growth on eucalyptus trunks. *Annals of Forest Science* 59, 99–106.
- Cech, T., Perny, L.B., 2000. Kiefernsterben in Tirol. *Forstschutz-aktuell* 22, 12–15.
- Cech, T., Tomiczek, C., 1996. Zum Kiefernsterben in Niederösterreich. *Forstschutzaktuell* 17/18, 12–13.
- Chapin III, F.S., Randerson, A.D., McGuire, A.D., Foley, J.A., Field, C.B., 2008. Changing feedbacks in the climate-biosphere system. *Frontiers in Ecology and the Environment* 6, 313–320.
- Chazdon, R.L., Brenes, A.R., Alvarado, B.V., 2005. Effects of climate and stand age on annual tree dynamics in tropical second-growth rain forests. *Ecology* 86, 1808–1815.
- Chenouchi, H., Abdelkrim, S.B., Athmane, B., 2008. The deterioration of the Atlas Cedar (*Cedrus atlantica*) in Algeria. Oral presentation at: International Conference ‘Adaptation of Forests and Forest Management to Changing Climate with Emphasis on Forest Health: A Review of Science, Policies, and Practices’, Umeå, Sweden: FAO/IUFRO, 25–28 August 2008.
- Christensen, J.H., Hewitson, B., Busuioc, A., Chen, A., Gao, X., Held, I., Jones, R., Kolli, R.K., Kwon, W.-T., Laprise, R., Magaña Rueda, V., Mearns, L., Menéndez, C.G., Räisänen, J., Rinke, A., Sarr, A., Whetton, P., 2007. Regional climate projections. In: Solomon, S., et al. (Eds.), *Climate Change 2007: The Physical Science Basis. Contributions of Working Group I to the Fourth Assessment Report of the Intergovernmental Panel on Climate Change*. Cambridge University Press, Cambridge, United Kingdom/New York, NY.
- Chuprov, N.P., 2007. The problem of dying spruce stands in forests of the Russian European North. In: *Dying Spruce Forests of Arkhangelsk Region, Problems and Means of their Solution*, Department of Forest Complex of Arkhangelsk Region, Arkhangelsk, Russian Federation, pp. 66–71.
- Ciais, P., Reichstein, M., Viovy, N., Granier, A., Ogee, J., Allard, V., Aubinet, M., Buchmann, N., Bernhofer, C., Carrara, A., Chevallier, F., De Noblet, N., Friend, A.D., Friedlingstein, P., Grunwald, T., Heinesch, B., Keronen, P., Knohl, A., Krinner, G., Loustau, D., Manca, G., Matteucci, G., Miglietta, F., Ourcival, J.M., Papale, D., Pilegaard, K., Rambal, S., Seufert, G., Soussana, J.F., Sanz, M.J., Schulze, E.D., Vesala, T., Valentini, R., 2005. Europe-wide reduction in primary productivity caused by the heat and drought in 2003. *Nature* 437 (7058), 529–533.
- Ciesla, W.M., Donaubauer, M.E., 1994. Decline and dieback of trees and forests: a global overview. *FAO Forestry Paper* 120, 90.
- Clinton, B.D., Boring, L.R., Swank, W.T., 1993. Canopy gap characteristics and drought influences in oak forests of the Coweeta Basin. *Ecology* 74, 1551–1558.
- Condit, R., Hubbell, S.P., Foster, R.B., 1995. Mortality-rates of 205 neotropical tree and shrub species and the impact of a severe drought. *Ecological Monographs* 65, 419–439.

- Damesin, C., 2003. Respiration and photosynthesis characteristics of current-year stems of *Fagus sylvatica*: from the seasonal pattern to an annual balance. *New Phytologist* 158, 465–475.
- Delatour, C., 1983. Les dépérissements de chênes en Europe (Oak die-back in Europe). *Revue forestière française* 35 (4), 265–282.
- Desprez-Loustau, M.-L., Marcais, B., Nageleisen, L.-M., Piou, D., Vannini, A., 2006. Interactive effects of drought and pathogens in forest trees. *Annals of Forensic Science* 63, 597–612.
- Dobbertin, M., Rigling, A., 2006. Pine mistletoe (*Viscum album* ssp. *austriacum*) contributes to Scots pine (*Pinus sylvestris*) mortality in the Rhone valley of Switzerland. *Forest Pathology* 36, 309–322.
- Dobbertin, M., Mayer, P., Wohlgemuth, T., Feldmeyer-Christe, E., Graf, U., Zimmermann, N.E., Rigling, A., 2005. The decline of *Pinus sylvestris* L. forests in the swiss Rhone Valley—a result of drought stress? *Phyton-Annales Rei Botanicae* 45, 153–156.
- Dobbertin, M., Wermelinger, B., Bigler, C., Buergi, M., Carron, M., Forster, B., Gimmi, U., Rigling, A., 2007. Linking increasing drought stress to Scots pine mortality and bark beetle infestations. *The Scientific World Journal* 7, 231–239.
- El Abidine, A.Z., 2003. Forest decline in Morocco: causes and control strategy. *Science et changements planétaires/Sécheresse* 14, 209–218.
- Elliott, K.J., Swank, W.T., 1994. Impacts of drought on tree mortality and basal area growth in a mixed hardwood forest of the Coweeta Basin. *Journal of Vegetation Science* 5, 229–236.
- Ermolenko, A., 2008. Climate change and mass-scale forest dieback: regional, national and international aspects. Oral presentation at: International Conference “Adaptation of Forests and Forest Management to Changing Climate with
- Emphasis on Forest Health: A Review of Science, Policies, and Practices”, Umeå, Sweden: FAO/IUFRO, 25–28 August 2008.
- Faber-langendoen, D., Tester, J.R., 1993. Oak mortality in sand savannas following drought in East-Central Minnesota. *Bulletin of the Torrey Botanical Club* 120, 248–256.
- FAO, 2006. Global forest resources assessment 2005—progress towards sustainable forest management. FAO Forestry Paper No. 147. Rome.
- FAO, 2007. Forest monitoring and assessment for climate change reporting: partnerships, capacity building and delivery. Holmgren, P., L.-G. Marklund, M. Saket, M.L. Wilkie. FAO Forest Resources Assessment Working Paper No. 142. Rome.
- Fensham, R.J., 1998. The influence of cattle grazing on tree mortality after drought in savanna woodland in north Queensland. *Australian Journal of Ecology* 23, 405–407.
- Fensham, R.J., Fairfax, R.J., 2007. Drought-related tree death of savanna eucalypts: species susceptibility, soil conditions and root architecture. *Journal of Vegetation Science* 18, 71–80.
- Fensham, R.J., Fairfax, R.J., 2005. Preliminary assessment of gidgee (*Acacia cambagei*) woodland thickening in the Longreach district, Queensland. *The Rangeland Journal* 27, 159–168.
- Fensham, R.J., Holman, J.E., 1999. Temporal and spatial patterns in drought-related tree dieback in Australian savanna. *Journal of Applied Ecology* 36, 1035–1050.
- Fensham, R.J., Fairfax, R.J., Butler, D.W., Bowman, D.M.J.S., 2003. Effects of fire and drought in a tropical eucalypt savanna colonized by rain forest. *Journal of Biogeography* 30, 1405–1414.
- Fensham, R.J., Fairfax, R.J., Ward, D.P., 2009. Drought-induced tree death in savanna. *Global Change Biology* 15, 380–387.
- Ferrell, G.T., 1996. The influence of insect pests and pathogens on Sierra Forests. In: Sierra Nevada Ecosystem Project: Final Report to Congress, vol. II, Assessments and Scientific Basis for Management Options. Univ. of California, Davis, Water Resources Center Report No. 37, pp. 1177–1192.
- Ferrell, G.T., Orosina, W.J., Demars, C.J., 1994. Predicting susceptibility of white fir during a drought-associated outbreak of the fir engraver, *Scolytus ventralis*, in California. *Can. J. For. Res.* 24, 302–305.
- Fisher, M., 1997. Decline in the juniper woodlands of Raydah reserve in southwestern Saudi Arabia: a response to climate changes? *Global Ecology and Biogeography Letters* 6, 379–386.
- Fisher, M., Gardner, A.S., 1995. The status and ecology of a *Juniperus-Excelsa* subsp. *Polycarpos* woodland in the northern mountains of Oman. *Vegetatio* 119, 33–51.
- Floyd, M.L., Clifford, M., Cobb, N.S., Hanna, D., Delph, R., Ford, P., Turner, D., 2009. Relationship of stand characteristics to drought-induced mortality in three Southwestern piñon-juniper woodlands. *Ecological Applications* 19 (5), 1223–1230.
- Foden, W., Midgley, G.F., Hughes, G., Bond, W.J., Thuiller, W., Hoffman, M.T., Kaleme, P., Underhill, L.G., Rebelo, A., Hannah, L., 2007. A changing climate is eroding the geographical range of the Namib Desert tree *Aloe* through population declines and dispersal lags. *Diversity and Distributions* 13, 645–653.
- Forster, B., Meier, F., Braendli, U.-B., 2008. Deutlicher Rückgang der Fichten im Mittelland. *Vorratsabbau - auch durch Sturm und Käfer*. *Wald Holz* 89 (3), 52–54.
- Fowler, D., Cape, J.N., Coyle, M., Flechard, C., Kuylenstierna, J., Hicks, K., Derwent, D., Johnson, C., Stevenson, D., 1999. The global exposure of forests to air pollutants. *Water, Air, and Soil Pollution* 116, 5–32.

- Franklin, J.F., Shugart, H.H., Harmon, M.E., 1987. Tree death as an ecological process. *Bioscience* 27, 259–288.
- French Forest Health Department (Département Santé des Forêts), 1998–1999, 2003–2008 Annual Reports.
- Gan, J.B., 2004. Risk and damage of southern pine beetle outbreaks under global climate change. *Forest Ecology and Management* 191, 61–71.
- Gardner, A.S., Fisher, M., 1996. The distribution and status of the montane juniper woodlands of Oman. *Journal of Biogeography* 23, 791–803.
- Garrett, K.A., Dendy, S.P., Frank, E.E., Rouse, M.N., Travers, S.E., 2006. Climate change effects on plant disease: genomes to ecosystems. *Annual Review of Phytopathology* 44, 489–509.
- Gitlin, A.R., Sthultz, C.M., Bowker, M.A., Stumpf, S., Paxton, K.L., Kennedy, K., Munoz, A., Bailey, J.K., Whitham, T.G., 2006. Mortality gradients within and among dominant plant populations as barometers of ecosystem change during extreme drought. *Conservation Biology* 20, 1477–1486.
- Gonzalez, P., 2001. Desertification and a shift of forest species in the West African Sahel. *Climate Research* 17, 217–228.
- Grant, P.J., 1984. Drought effect on high-altitude forests, Ruahine Range, North Island, New Zealand. *New Zealand Journal of Botany* 22 (1), 15–27.
- Greenwood, D.L., Weisberg, P.J., 2008. Density-dependent tree mortality in pinyon–juniper woodlands. *Forest Ecology and Management* 255, 2129–2137.
- Grulke, N.E., Paine, T., Minnich, R., Chavez, D., Riggan, P., Dunn, A., 2009. Air pollution increases forest susceptibility to wildfire. In: Bytnerowicz, A., Arbaugh, M., Riebau, A., Andersen, C. (Eds.), *Wildland Fires and Air Pollution. Developments in Environmental Science*, vol. 8. Elsevier Publishers, The Hague, Netherlands, pp. 365–403.
- Guarin, A., Taylor, A.H., 2005. Drought triggered tree mortality in mixed conifer forests in Yosemite National Park, California, USA. *Forest Ecology and Management* 218, 229–244.
- Gutschick, V.P., BassiriRad, H., 2003. Extreme events as shaping physiology, ecology, and evolution of plants: toward a unified definition and evaluation of their consequences. *New Phytologist* 160, 21–42.
- Hamann, A., Wang, T., 2005. Models of climatic normals for genecology and climate change studies in British Columbia. *Agricultural and Forest Meteorology* 128, 211–221.
- Hanson, P.J., Weltzin, J.F., 2000. Drought disturbance from climate change: response of United States forests. *Science of the Total Environment* 262, 205–220.
- Heitzman, E., Muzika, R.M., Kabrick, J., Guldin, J.M., 2004. Assessment of oak decline in Missouri, Arkansas, and Oklahoma. In: Yaussy, D.A., et al. (Eds.), *Proceedings of the 14th Central Hardwood Forest Conference*, Wooster, OH, 16–19 March 2004. Gen. Tech. Rep. NE-316. USDA Forest Service, Northeastern Research Station, Newtown Square, PA pp. 510.
- Hendershot, W.H., Jones, A.R.C., 1989. Maple decline in Quebec: a discussion of possible causes and the use of fertilizers to limit damage. *Forestry Chronicle* 65 (4), 280–287.
- Hennon, P.E., Shaw, C.G., 1997. The enigma of yellow-cedar decline—What is killing these long-lived, defensive trees? *Journal of Forestry* 95, 4–10.
- Hennon, P.E., D’Amore, D.V., Zeglen, S., Grainger, M., 2005. Yellow-cedar decline in the North Coast Forest District of British Columbia. In: USDA Forest Service Research Note PNW-RN-549, Pacific Northwest Research Station, 16 pp.
- Hicke, J.A., Logan, J.A., Powell, J., Ojima, D.S., 2006. Changing temperatures influence suitability for modeled mountain pine beetle (*Dendroctonus ponderosae*) outbreaks in the western United States. *Journal of Geophysical Research* 111, G02019 doi:10.1029/2005JG000101.
- Hogg, E.H., Brandt, J.P., Kochtubajda, B., 2002. Growth and dieback of Aspen forests in northwestern Alberta, Canada, in relation to climate and insects. *Canadian Journal of Forest Research-Revue Canadienne De Recherche Forestière* 32, 823–832.
- Hogg, E.H., Brandt, J.P., Michaellian, M., 2008. Impacts of a regional drought on the productivity, dieback, and biomass of western Canadian aspen forests. *Canadian Journal of Forest Research-Revue Canadienne De Recherche Forestière* 38, 1373–1384.
- Holst, J., Barnard, R., Brandes, E., Buchmann, N., Gessler, A., Jaeger, L., 2008. Impacts of summer water limitation on the carbon balance of a Scots pine forest in the southern upper Rhine plain. *Agricultural and Forest Meteorology* 148, 1815–1826.
- Horner, G.J., Baker, P.J., MacNally, R., Cunningham, S.C., Thomson, J.R., Hamilton, F., 2009. Mortality of developing floodplain forests subjected to a drying climate and water extraction. *Global Change Biology* 15, 2176–2186.
- Hosking, G.P., Hutcheson, J.A., 1988. Mountain beech (*Nothofagus-Solandri* var. *Cliffortioides*) decline in the Kaweka Range, North Island, New Zealand. *New Zealand Journal of Botany* 26, 393–400.
- Hosking, G.P., Kershaw, D.J., 1985. Red Beech death in the Maruia Valley South Island, New Zealand. *New Zealand Journal of Botany* 23, 201–211.

- Huntingford, C., Fisher, R.A., Mercado, L., Booth, B.B.B., Sitch, S., Harris, P.P., Cox, P.M., Jones, C.D., Betts, R.A., Malhi, Y., Harris, G., Collins, M., Moorcroft, P., 2008. Towards quantifying uncertainty in predictions of Amazon “Die-back”. *Philosophical Transactions of the Royal Society B-Biological Sciences* 363 (1498), 1857–1864.
- Hursh, C.R., Haasis, F.W., 1931. Effects of 1925 summer drought on Southern Appalachian hardwoods. *Ecology* 12, 380–386.
- Huxman, T.E., Wilcox, B.P., Breshears, D.D., Scott, R., Snyder, K., Small, E.A., Hultine, K., Pockman, W., Jackson, R.B., 2005. Woody plant encroachment and the water cycle: an ecohydrological framework. *Ecology* 86, 308–319.
- IPCC, 2007a. Climate change 2007: the physical science basis. In: Solomon, S., Qin, D., Manning, M., Chen, Z., Marquis, M., Averyt, K.B., Tignor, M., Miller, H.L. (Eds.), Contribution of Working Group I to the Fourth Assessment. Report of the Intergovernmental Panel on Climate Change. Cambridge University Press, Cambridge, United Kingdom/New York, NY, USA, 996 pp.
- IPCC, 2007b. Climate change 2007: impacts, adaptation and vulnerability. Parry, M.L., Canziani, O.F., Palutikof, J.P., van der Linden, P.J., Hanson, C.E. (eds.), Contribution of Working Group II to the Fourth Assessment Report of the Intergovernmental Panel on Climate Change. Cambridge University Press, Cambridge, UK, 976 pp.
- Jenkins, M.A., Pallardy, S.G., 1995. The influence of drought on red oak group species growth and mortality in the Missouri Ozarks. *Canadian Journal of Forest Research-Revue Canadienne De Recherche Forestière* 25, 1119–1127.
- Jentsch, A., Kreyling, J., Beierkuhnlein, C., 2007. A new generation of climate change experiments: events, not trends. *Frontiers in Ecology and the Environment* 5, 365–374.
- Jones, C., Lowe, J., Liddicoat, S., Betts, R., 2009. Committed terrestrial ecosystem changes due to climate change. *Nature GeoScience* 2, 484–487.
- Joyce, L.A., Blate, G.M., Littell, J.S., McNulty, S.G., Millar, C.I., Moser, S.C., Neilson, R.P., O’Halloran, K., Peterson, D.L., 2008. Chapter 3, National forests. In: Preliminary Review of Adaptation Options for Climate-Sensitive Ecosystems and Resources. A Report by the U.S. Climate Change Science Program and the Subcommittee on Global Change Research. U.S. Environmental Protection Agency, Washington, DC, pp. 3-1–3-127.
- Jump, A.S., Ma’ tya’ s, C., Pen˜uelas, J. 2009. The altitude-for-latitude disparity in the range retractions of woody species. *Trends in Ecology and Evolution*, doi:10.1016/j.tree.2009.06.007.
- Kailidis, D.L., Markalas, S., 1990. Dryness and the most destructive secondary bark beetle epidemic on fir in Greece. *Ecotopia* 8, 38–41.
- Karnosky, D.F., Pregitzer, K.S., Zak, D.R., Kubiske, M.E., Hendrey, G.R., Weinstein, D., Nosal, M., Percy, K.E., 2005. Scaling ozone responses of forest trees to the ecosystem level in a changing climate. *Plant, Cell and Environment* 28, 965–981.
- Kauhanen, H., Wallenius, T., Kuuluvainen, T., Aakala, T., Mikkola, K., 2008. Extensive mortality of spruce forests in Arkhangelsk Region: satellite image analysis. In: Poster Presentation At: International Conference “Adaptation of Forests and Forest Management to Changing Climate with Emphasis on Forest Health: A Review of Science, Policies, and Practices”, Umea°, Sweden, FAO/IUFRO, 25–28 August 2008.
- Keane, R.E., Austin, M., Field, C., Huth, A., Lexer, M.J., Peters, D., Solomon, A., Wyckoff, P., 2001. Tree mortality in gap models: application to climate change. *Climatic Change* 51, 509–540.
- Kessler Jr., K.J., 1989. Some perspectives on oak decline in the 80’s. In: Rink, G., Budelsky, C.A. (Eds.), Proceedings of the Seventh Central Hardwood Conference. Gen. Tech. Rep. NC-132, U.S. Department of Agriculture, Forest Service, North Central Research Station, St. Paul, MN, pp. 25–29.
- Khan, J.A., Rodgers, W.A., Johnsingh, A.J.T., Mathur, P.K., 1994. Tree and shrub mortality and debarking by Sambar Cervus-Unicolor (Kerr) in Gir After a drought in Gujarat, India. *Biological Conservation* 68, 149–154.
- Kienast, F., Flühler, H., Schweingruber, F.H., 1981. Jahrringanalysen an Föhren (Pinus sylvestris L.) aus immissionsgefährdeten Beständen des Mittelwallis (Saxon, Schweiz). *Waldschäen im Walliser Rhonetal (Schweiz). Mitteilungen Eidg. Anstalt für das forstliche Versuchswesen* 57, 415–432.
- Kinnaird, M.F., O’Brien, T.G., 1998. Ecological effects of wildfire on lowland rainforest in Sumatra. *Conservation Biology* 12, 954–956.
- Kobelkov, M., 2008. National program on monitoring of large-area decline of boreal and temperate forests and minimization of its consequences with purpose of integration with the international plans of actions in connection with climate change. Oral presentation at: International Conference “Adaptation of Forests and Forest Management to Changing Climate with Emphasis on Forest Health: A Review of Science, Policies, and Practices”, FAO/IUFRO, Umea°, Sweden, 25–28 August 2008.
- Kloeppel, B.D., Clinton, B.D., Vose, J.M., Cooper, A.R., 2003. Drought impacts on tree growth and mortality of southern appalachian forests (pp. 43–55). In: Greenland, D., Goodin, D.G., Smith, R.C. (Eds.), *Climate Variability and Ecosystem Response at Long-Term Ecological Research Sites*. Oxford, Univ. Press, NY, p. 459 pp.
- Klos, R.J., Wang, G.G., Bauerle, W.L., Rieck, J.R., 2009. Drought impact on forest growth and mortality in the southeast USA: an analysis using Forest Health and Monitoring data. *Ecological Applications* 19, 699–708.

- Körner, C., Sarris, D., Christodoulakis, D., 2005. Long-term increase in climatic dryness in the East-Mediterranean as evidenced for the island of Samos. *Regional Environmental Change Journal* 5, 27–36.
- Krotov, N.S., 2007. On problems of spruce forest mortality in the Arkhangelsk Region. In: *Dying Spruce Forests of Arkhangelsk Region. Problems and Means of their Solution*, Department of Forest Complex of Arkhangelsk Region, Arkhangelsk, Russian Federation, pp. 6–11.
- Kurz, W.A., Dymond, C.C., Stinson, G., Rampley, G.J., Neilson, E.T., Carroll, A.L., Ebata, T., Safranyik, L., 2008a. Mountain pine beetle and forest carbon feedback to climate change. *Nature* 452, 987–990.
- Kurz, W.A., Stinson, G., Rampley, G.J., Dymond, C.C., Neilson, E.T., 2008b. Risk of natural disturbances makes future contribution of Canada's forests to the global carbon cycle highly uncertain. *Proceedings of the National Academy of Sciences of the United States of America* 105, 1551–1555 doi:10.1073/pnas.0708133105.
- Landmann, G., Dreyer, E. (Eds.), 2006. Impacts of drought and heat on forest. Synthesis of available knowledge, with emphasis on the 2003 event in Europe. *Annals of Forest Science* 3 (6) 567–652.
- Law, J.R., Gott, J.D., 1987. Oak mortality in the Missouri Ozarks. In: Hay, R.L., et al. (Eds.), *Proceedings of the Sixth Central Hardwood Forest Conference*, The University of Tennessee, Knoxville, TN, pp. 427–436.
- Laurance, W.F., Williamson, G.B., Delamônica, P., Oliveira, A., Lovejoy, T.E., Gascon, C., Pohl, L., 2001. Effects of a strong drought on Amazonian forest fragments and edges. *Journal of Tropical Ecology* 17, 771–785.
- Lawrence, R., Moltzan, B., Moser, K., 2002. Oak decline and the future of Missouri's forests. *Missouri Conservationist* 63, 11–18.
- Leigh, E.G.J., Windsor, D.M., Rand, A.S., Foster, R.B., 1990. The impact of the El Niño drought of 1982–83 on a Panamanian semideciduous forest. In: Glynn, P.W. (Ed.), *Global Ecological Consequences of the 1982–83 El Niño-Southern Oscillation*. Elsevier, Amsterdam, pp. 473–486.
- Leighton, M., Wirawan, N., 1986. Catastrophic drought and fire in Borneo tropical rain forest associated with the 1982–1983 El Niño southern oscillation event. In: Prance, G.T. (Ed.), *Tropical Rain Forests and the World Atmosphere*. Westview Press, Boulder, CO, USA, pp. 75–102.
- Lenton, T.M., Held, H., Kriegler, E., Hall, J.W., Lucht, W., Rahmstorf, W., Schellnhuber, H.J., 2008. Tipping elements in the Earth's climate system. *Proceedings of the National Academy of Sciences of the United States of America* 105, 1786–1793.
- Lewis, S.L., 2006. Tropical forests and the changing earth system. *Philosophical Transactions of the Royal Society B-Biological Sciences* 361, 195–210 doi:10.1098/rstb.2005.1711.
- Li, L.S., 2003. Pine shoot beetle. In: Zhang, X., Luo, Y. (Eds.), *Major Forest Disease and Insect Pests in China*. Beijing Forestry Publishing House, Beijing, China, pp. 217–226.
- Liang, E.Y., Shao, X.M., Kong, Z.C., Lin, J.X., 2003. The extreme drought in the 1920s and its effect on tree growth deduced from tree ring analysis: a case study in North China. *Annals of Forest Science* 60 (2), 145–152.
- Lim, J.H., Chun, J.H., Woo, S.Y., Kim, Y.K., 2008. Increased declines of Korean fir forest caused by climate change in Mountain Halla, Korea. In: *Oral Presentation At: International Conference "Adaptation of Forests and Forest Management to Changing Climate with Emphasis on Forest Health: A Review of Science, Policies, and Practices"*, Umeå, Sweden, FAO/IUFRO, 25–28 August 2008.
- Lingenfelder, M., Newbery, D.M., 2009. On the detection of dynamic responses in a drought-perturbed tropical rainforest in Borneo. *Plant Ecology* 201, 267–290.
- Lloret, F., Siscart, D., 1995. Los efectos demográficos de la sequía en poblaciones de encina. *Cuadernos de la Sociedad Española de Ciencias Forestales* 2, 77–81.
- Lloret, F., Siscart, D., Dalmases, C., 2004. Canopy recovery after drought dieback in holm-oak Mediterranean forests of Catalonia (NE Spain). *Global Change Biology* 10, 2092–2099.
- Lloyd, A.H., Bunn, A.G., 2007. Responses of the circumpolar boreal forest to 20th century climate variability. *Environmental Research Letters* 2, 045013, doi:10.1088/1748-9326/2/4/045013.
- Loehle, C., LeBlanc, D., 1996. Model-based assessments of climate change effects on forests: a critical review. *Ecological Modelling* 90, 1–31.
- Logan, J., Regniere, J., Powell, J.A., 2003. Assessing the impacts of global warming on forest pest dynamics. *Frontiers in Ecology and the Environment* 1, 130–137.
- Lu, J., Deser, C., Reichler, T., 2009. Cause of the widening of the tropical belt since 1958. *Geophysical Research Letters* 36, L03803.
- Lucht, W., Schaphoff, S., Erbrect, T., Heyder, U., Cramer, W., 2006. Terrestrial vegetation redistribution and carbon balance under climate change. *Carbon Balance and Management* 1, 6 doi:10.1186/1750-0680-1-6.
- Lwanga, J.S., 2003. Localized tree mortality following the drought of 1999 at Ngogo, Kibale National Park, Uganda. *African Journal of Ecology* 41, 194–196.
- MacGregor, S.D., O'Connor, T.G., 2002. Patch dieback of *Colophospermum mopane* in a dysfunctional semi-arid African savanna. *Austral Ecology* 27, 385–395.
- Macomber, S.A., Woodcock, C.E., 1994. Mapping and monitoring conifer mortality using remote sensing in the Lake Tahoe Basin. *Remote Sensing of Environment* 50, 255–266.

- Maherali, H., Pockman, W.T., Jackson, R.B., 2004. Adaptive variation in the vulnerability of woody plants to xylem cavitation. *Ecology* 85, 2184–2199.
- Man'ko, U.I., Gladkova, G.A., 2001. Spruce Mortality in the Light of the Global Decline of Dark Coniferous Forests. Russian Academy of Sciences, Far East Branch, Vladivostok, 228 pp.
- Manion, P.D., 1991. *Tree Disease Concepts*, 2nd ed. Prentice-Hall Inc., Upper Saddle River, NJ, 416 pp.
- Manion, P.D., Lachance, D., 1992. *Forest Decline Concepts*. APS Press, St. Paul, MN, 249 pp.
- Markalas, S., 1992. Site and stand factors related to mortality-rate in a fir forest after a combined incidence of drought and insect attack. *Forest Ecology and Management* 47, 367–374.
- Martinez-Vilalta, J., Pinol, J., 2002. Drought-induced mortality and hydraulic architecture in pine populations of the NE Iberian Peninsula. *Forest Ecology and Management* 161, 247–256.
- Mattson, W.J., Haack, R.A., 1987. The role of drought in outbreaks of plant-eating insects. *BioScience* 37, 110–118.
- McDowell, N., Pockman, W.T., Allen, C.D., Breshears, D.D., Cobb, N., Kolb, T., Sperry, J., West, A., Williams, D., Yepez, E.A., 2008. Mechanisms of plant survival and mortality during drought: why do some plants survive while others succumb to drought? *Tansley review*. *New Phytologist* 178, 719–739.
- McDowell, N., Allen, C.D., Marshall, L., 2009. Growth, carbon isotope discrimination, and climate-induced mortality across a *Pinus ponderosa* elevation transect. *Global Change Biology*, doi:10.1111/j.1365-2486.2009.01994.x.
- Miao, S.L., Zou, C.B., Breshears, D.D., 2009. Vegetation responses to extreme hydrological events: sequence matters. *American Naturalist* 173, 113–118.
- Millar, C.I., Westfall, R.D., Delany, D.L., 2007a. Response of high-elevation limber pine (*Pinus flexilis*) to multiyear droughts and 20th-century warming, Sierra Nevada, California, USA. *Canadian Journal of Forest Research-Revue Canadienne De Recherche Forestière* 37, 2508–2520.
- Millar, C.I., Stephenson, N.L., Stephens, S.L., 2007b. Climate change and forests of the future: managing in the face of uncertainty. *Ecological Applications* 17, 2145–2151.
- Millennium Ecosystem Assessment, 2005. *Ecosystems and Human Well-being: Synthesis*. Island Press, Washington, DC, 137 pp.
- Millers, I., Shriner, D.S., Rizzo, D. 1989. History of hardwood decline in the Eastern United States. Gen. Tech. Rep. NE-126. U.S. Department of Agriculture, Forest Service, Northeastern Forest Experiment Station, Broomall, PA, pp. 75.
- Minerbi, S., 1993. Wie gesund sind unsere Wälder? 10. Bericht über den Zustand der Wälder in Südtirol. *Agrar- und Forstbericht, Autonome Provinz Bozen, Assessorate für Land-und Forstwirtschaft*, pp 40.
- Minnesota Department of Natural Resources. 2007. *Federal conditions report 2007*. 24 pp. http://fhm.fs.fed.us/fhh/fhh_07/mn_fhh_07.pdf
- Mueller, R.C., Scudder, C.M., Porter, M.E., Trotter, R.T., Gehring, C.A., Whitham, T.G., 2005. Differential tree mortality in response to severe drought: evidence for long-term vegetation shifts. *Journal of Ecology* 93, 1085–1093.
- Mueller-Dombois, D., 1986. Perspectives for an etiology of stand-level dieback. *Annual Review of Ecology and Systematics* 17, 221–243.
- Mueller-Dombois, D., 1988. Towards a unifying theory for stand-level dieback. *GeoJournal* 17, 249–251.
- Nageleisen, L.-M., Hartmann, G., Landmann, G., 1991. Dépérissements d'essences feuillues en Europe Occidentale: cas particulier des chênes rouvre et pédonculé *Revue Forestière Française* n°8 hors série, vol. 2, pp. 301–306.
- Nageleisen, L.-M., 1994. Dépérissement actuel des chênes. *Revue Forestière Française* 46 (5), 504–511.
- Nakagawa, M., Tanaka, K., Nakashizuka, T., Ohkubo, T., Kato, T., Maeda, T., Sato, K., Miguchi, H., Nagamasu, H., Ogino, K., Teo, S., Hamid, A.A., Seng, L.H., 2000. Impact of severe drought associated with the 1997–1998 El Niño in a tropical forest in Sarawak. *Journal of Tropical Ecology* 16, 355–367.
- Navarro-Cerrillo, R., Varo, M.A., Lanjeri, S., Hernández-Clemente, R., 2007. Cartografía de defoliación en los pinares de pino silvestre (*Pinus sylvestris* L.) y pino salgareño (*Pinus nigra* Arnold.) en la Sierra de los Filabres. *Ecosistemas*. 2007/3. url: <http://www.revistaecosistemas.net/articulo.asp?Id=495>.
- Negron, J.F., McMillin, J.D., Anhold, J.A., Coulson, D., 2009. Bark beetle-caused mortality in a drought-affected ponderosa pine landscape in Arizona, USA. *Forest Ecology and Management* 257, 1353–1362.
- Nepstad, D.C., Tohver, I.M., Ray, D., Moutinho, P., Cardinot, G., 2007. Mortality of large trees and lianas following experimental drought in an Amazon forest. *Ecology* 88, 2259–2269.
- Nepstad, D.C., Stickler, C.M., Soares-Filho, B., Merry, F., 2008. Interactions among Amazon land use, forests and climate: prospects for a near-term forest tipping point. *Philosophical Transactions of the Royal Society B-Biological Sciences* 363, 1737–1746.
- Newbery, D.M., Lingenfelder, M., 2009. Plurality of tree species responses to drought perturbation in Bornean tropical rain forest. *Plant Ecology* 201, 147–167.
- Nishimura, T.B., Suzuki, E., Kohyama, T., Tsuyuzaki, S., 2007. Mortality and growth of trees in peat-swamp and heath forests in Central Kalimantan after severe drought. *Plant Ecology* 188, 165–177.
- O'Connor, T.G., 1999. Impact of sustained drought on a semiarid *Colophospermum mopane* savanna. *African Journal of Forage Science* 15, 83–91.

- Oak, S.W., Steinman, J.R., Starkey, D.A., Yocey, E.K., 2004. Assessing oak decline incidence and distribution in the southern U.S. using forest inventory and analysis data. In: Spetich, M.A. (Ed.), Upland Oak Ecology Symposium: History, Current Conditions, and Sustainability, Gen. Tech. Rep. SRS-73, USDA Forest Service, Southern Research Station, Asheville, NC, pp. 236–242.
- Oberhuber, W., 2001. The role of climate in the mortality of Scots pine (*Pinus sylvestris* L.) exposed to soil dryness. *Dendrochronologia* 19, 45–55.
- Ogaya, R., Penuelas, J., 2007. Tree growth, mortality, and above-ground biomass accumulation in a holm oak forest under a five-year experimental field drought. *Plant Ecology* 189, 291–299.
- Ogle, K., Whitham, T.G., Cobb, N.S., 2000. Tree-ring variation in pinyon predicts likelihood of death following severe drought. *Ecology* 81, 3237–3243.
- Olano, J.M., Palmer, M.W., 2003. Stand dynamics of an Appalachian old-growth forest during a severe drought episode. *Forest Ecology and Management* 174, 139–148.
- Ogibin B.N., Demidova, N.A. Successional dynamics of old-growth spruce forests in the watersheds of the rivers Northern Dvina-Pinega in the Arkhangelsk Region. In: Kauhanen, H., Neshataev, V., Vuopio, M. (Eds.), Northern Coniferous Forests - From Research to Ecologically Responsible Forestry. Finnish Forest Research Institute, Helsinki, in press.
- Ollinger, S.V., Goodale, C.L., Hayhoe, K., Jenkins, J.P., 2008. Effects of predicted changes in climate and atmospheric composition on ecosystem processes in northeastern U.S. forests. *Mitigation and Adaptation Strategies for Global Change* 13, 467–485.
- Parmesan, C., 2006. Ecological and evolutionary responses to recent climate change. *Annual Review of Ecology, Evolution, and Systematics* 37, 637–669.
- Payette, S., Fortin, M.J., Morneau, C., 1996. The recent sugar maple decline in southern Quebec: probable causes deduced from tree rings. *Canadian Journal of Forest Research-Revue Canadienne De Recherche Forestière* 26, 1069–1078.
- Pedersen, B.S., 1998. The role of stress in the mortality of Midwestern oaks as indicated by growth prior to death. *Ecology* 79, 79–93.
- Pedersen, B.S., 1999. The mortality of midwestern overstory oaks as a bioindicator of environmental stress. *Ecological Applications* 9, 1017–1027.
- Peñuelas, J., Lloret, F., Montoya, R., 2001. Severe drought effects on mediterranean woody flora in Spain. *Forest Science* 47, 214–218.
- Petercord, R., 2008. Zukünftige gefährdung der Rotbuche durch rinden- und holzbrütende Käfer in Baden-Württemberg. *Mitteilungen der Deutsche Gesellschaft für Allgemeine und Angewandte Entomologie* 16, 247–250.
- Phillips, O.L., Lewis, S.L., Baker, T.R., Chao, K.-J., Higuchi, N., 2008. The changing Amazon forest. *Philosophical Transactions of the Royal Society B-Biological Sciences* 363, 1819–1827.
- Phillips, O.L., Aragão, L.E.O.C., Lewis, S.L., Fisher, J.B., Lloyd, J., López-González, G., Malhi, Y., Monteagudo, A., Peacock, J., Quesada, C.A., van der Heijden, G., Almeida, S., Amaral, I., Arroyo, L., Aymard, G., Baker, T.R., Ba' nki, O., Blanc, L., Bonal, D., Brando, P., Chave, J., Alves de Oliveira, A' .C., Dávila Cardozo, N., Czimczik, C.I., Feldpausch, T.R., Freitas, M.A., Gloor, E., Higuchi, N., Jiménez, E., Lloyd, G., Meir, P., Mendoza, C., Morel, A., Neill, D.A., Nepstad, D., Patiño, S., Peñuela, M.C., Prieto, A., Ramírez, F., Schwarz, M., Silva, J., Silveira, M., Sota Thomas, A., ter Steege, H., Stropp, J., Vásquez, R., Zelazowski, P., Alvarez Dávila, E., Andelman, S., Andrade, A., Chao, K., Erwin, T., Di Fiore, A., Honorio, C., Keeling, E., Killeen, H., Laurance, T.J., Peña Cruz, W.F., Pitman, A., Núñez Vargas, N.C.A., Ramírez-Angulo, P., Rudas, H., Salamão, A., Silva, R., Terborgh, N., Torres- Lezama, J.A., 2009. Drought sensitivity of the Amazon rainforest. *Science* 323, 1344–1347.
- Potts, M.D., 2003. Drought in a Bornean everwet rain forest. *Journal of Ecology* 91, 467–474.
- Poupon, H., 1980. Structure et dynamique de la strate ligneuse d'une steppes Sahélienne au nord du Sénégal. *Travaux et documents de l' O.R.S.T.O.M. no. 115, O.R.S.T.O.M., Paris.*
- Raffa, K.F., Aukema, B.H., Bentz, B.J., Carroll, A.L., Hicke, J.A., Turner, M.G., Romme, W.H., 2008. Cross-scale drivers of natural disturbances prone to anthropogenic amplification: the dynamics of bark beetle eruptions. *Bioscience* 58, 501–517.
- Raftoyannis, Y., Spanos, I., Radoglou, K., 2008. The decline of Greek fir (*Abies cephalonica* Loudon): Relationships with root condition. *Plant Biosystems* 142, 386–390.
- Rennenberg, H., Loreto, F., Polle, A., Brillì, F., Fares, S., Beniwal, R.S., Gessler, A., 2006. Physiological responses of forest trees to heat and drought. *Plant Biology* 8, 556–571.
- Rice, K.J., Matzner, S.L., Byer, W., Brown, J.R., 2004. Patterns of tree dieback in Queensland, Australia: the importance of drought stress and the role of resistance to cavitation. *Oecologia* 139, 190–198.
- Rich, P.M., Breshears, D.D., White, A.B., 2008. Phenology of mixed woody-herbaceous ecosystems following extreme events: net and differential responses. *Ecology* 89, 342–352.
- Richardson, D.M., et al., 2009. Multidimensional evaluation of managed relocation. *Proceedings of the National Academy of Sciences of the United States of America* 1062 (24), 9721–9724.
- Rigling, A., Cherubini, P., 1999. Wieso sterben die Waldföhren im Telwald bei Visp? *Schweizerische Zeitschrift für Forstwesen* 150, 113–131.

- Rigling, A., Dobbertin, M., Bürgi, M., Feldmeier-Christe, E., Gimmi, U., Ginzler, C., Graf, U., Mayer, P., Zweifel, R., Wohlgemuth, T., 2006. Baumartenwechsel in den Walliser Waldföhrenwäldern. In: Wohlgemuth, T. (Red.), Wald und Klimawandel. Forum für Wissen 2006, 71 pp.
- Robitaille, L., Allard, G., Bordeleau, M., Dessureault, M., Gagnon, F., Lachance, D., Picher, R., Roberge, M., 1982. Mortalité dans les érablières: tournée du 12, 13 et 14 octobre dans les régions de Québec (Beauce), de l'Estrie et de Trois-Rivières. Gouv. Du Québec, Min. de l'énergie. et des ressources, Dir. de la recherche forestière. Rapport interne n°8 227, 33 p.
- Rolim, S.G., Jesus, R.M., Nascimento, H.E.M., do Couto, H.T.Z., Chambers, J.Q., 2005. Biomass change in an Atlantic tropical moist forest: the ENSO effect in permanent sample plots over a 22-year period. *Oecologia* 142, 238–246.
- Rouault, G., Candau, J.N., Lieutier, F., Nageleisen, L.M., Martin, J.C., Warzee, N., 2006. Effects of drought and heat on forest insect populations in relation to the 2003 drought in Western Europe. *Annals of Forest Science* 63, 613–624.
- Roy, G., Larocque, G.R., Anseau, C., 2004. Retrospective evaluation of the onset period of the visual symptoms of dieback in five Appalachian sugar maple stand types. *Forestry Chronicle* 80, 375–383.
- Ryan, M.G., Phillips, N., Bond, B.J., 2006. The hydraulic limitation hypothesis revisited. *Plant, Cell and Environment* 29, 367–381.
- Sala, A., Hoch, G., 2009. Height-related growth declines in ponderosa pine are not due to carbon limitation. *Plant, Cell and Environment* 32, 22–30.
- Sarris, D., Christodoulakis, D., Körner, C., 2007. Recent decline in precipitation and tree growth in the eastern Mediterranean. *Global Change Biology* 13 (6), 1187–1200.
- Savage, M., 1997. The role of anthropogenic influences in a mixed-conifer forest mortality episode. *Journal of Vegetation Science* 8, 95–104.
- Schilli, S., Dobbertin, M., Rigling, A., Bucher, H.U., in press. Waldföhrensterben im Churer Rheintal – ein Vergleich zum Wallis. Bündnerwald.
- Scholze, M., Knorr, W., Arnell, N.W., Prentice, I., 2006. A climate-change risk analysis for world ecosystems. *Proceedings of the National Academy of Sciences of the United States of America* 103, 13116–13120.
- Schutt, P., Cowling, E.B., 1985. Waldsterben, a general decline of forests in central Europe: symptoms, development, and possible causes. *Plant Disease* 69, 548–558.
- Seager, R., Ting, M., Held, I., Kushnir, Y., Lu, J., Vecchi, G., Huang, H.-P., Harnik, N., Leetmaa, A., Lau, N.-C., Li, C., Velez, J., Naik, N., 2007. Model projections of an imminent transition to a more arid climate in southwestern North America. *Science* 316, 1181–1184.
- Seidel, D.J., Fu, Qiang, Randel, W.J., Reichler, T.J., 2008. Widening of the tropical belt in a changing climate. *Nature Geoscience* 1, 21–24.
- Semerci, A., Sanlı, B.N., Şahin, Ö., Çelik, O., Balkız, G.B., Ceylan, S., Argun, N., 2008. Examination of tree mortalities in semi-arid central Anatolian region of Turkey during last six-year period (2002–2007). Poster presentation at: International Conference “Adaptation of Forests and Forest Management to Changing Climate with Emphasis on Forest Health: A Review of Science, Policies, and Practices”, Umeå, Sweden, FAO/IUFRO, 25–28 August 2008.
- Seppala, R., Buck, A., Katila, P. (eds.), 2009. Adaptation of Forests and People to Climate Change—A Global Assessment Report. IUFRO World Series Vol. 22. International Union of Forest Research Organizations, Helsinki, 224 pp.
- Shaw, J.D., Steed, B.E., DeBlander, L.T., 2005. Forest Inventory and Analysis (FIA) annual inventory answers the question: What is happening to pinyon-juniper woodlands? *Journal of Forestry* 103, 280–285.
- Shtrakhov, 2008. Forest health and protection in Russia. In: Oral Presentation At: International Conference “Adaptation of Forests and Forest Management to Changing Climate with Emphasis on Forest Health: A Review of Science, Policies, and Practices”, Umeå, Sweden, FAO/IUFRO, 25–28 August 2008.
- Siwecki, R., Ufnalksi, K., 1998. Review of oak stand decline with special reference to the role of drought in Poland. *European Journal of Forest Pathology* 28, 99–112.
- Skelly, J.M., Innes, J.L., 1994. Waldsterben in the forests of Central Europe and Eastern North America - fantasy or reality? *Plant Disease* 78, 1021–1032.
- Slik, J.W.F., 2004. El Nino droughts and their effects on tree species composition and diversity in tropical rain forests. *Oecologia* 141, 114–120.
- Soja, A.J., Tchepakova, N.M., French, N.H.F., Flannigan, M.D., Shugart, H.H., Stocks, B.J., Sukhinin, A.I., Varfenova, E.I., Chapin, F.S., Stackhouse Jr., P.W., 2007. Climate-induced boreal forest change: predictions versus current observations. *Global and Planetary Change* 56 (3–4), 274–296.
- Solberg, S., 2004. Summer drought: a driver for crown condition and mortality of Norway spruce in Norway. *Forest Pathology* 34, 93–107.
- Starkey, D.A., Oak, S.W., Ryan, G.W., Tainter, F.H., Redmond, C., Brown, H.D., 1989. Evaluation of oak decline areas in the south. Protection Report R8-PR 17, US Forest Service, 36 pp.

- Starkey, D.A., Oak, S.W., 1989. Site factors and stand conditions associated with oak decline in southern upland hardwood forests. In: Rink, G., Budelsky, C.A. (Eds.), Proceedings of the Seventh Central Hardwood Conference, Carbondale, IL, 5–8 March 1989. Gen. Tech. Rep. NC-132. USDA Forest Service, North Central Forest Experiment Station, St. Paul, MN, pp. 95–102.
- Starkey, D.A., Oliveria, F., Mangini, A., Mielke, M., 2004. Oak decline and red oak borer in the interior highlands of Arkansas and Missouri: natural phenomena, severe occurrences. In: Spetich, M.A. (Ed.), Upland Oak Ecology Symposium: History, Current Conditions, and Sustainability, Gen. Tech. Rep. SRS-73, USDA Forest Service, Southern Research Station, Asheville, NC, pp. 217–222.
- Sterl, A., et al., 2008. When can we expect extremely high surface temperatures? Geophysical Research Letters 35, L14703 doi:10.1029/2008GL034071.
- Stringer, J.W., Kimmer, T.W., Overstreet, J.C., Dunn, J.P., 1989. Oak mortality in eastern Kentucky. Southern Journal of Applied Forestry 13, 86–91.
- Suarez, M.L., Kitzberger, T., 2008. Recruitment patterns following a severe drought: long-term compositional shifts in Patagonian forests. Canadian Journal of Forest Research 38, 3002–3010.
- Suarez, M.L., Ghermandi, L., Kitzberger, T., 2004. Factors predisposing episodic drought-induced tree mortality in *Nothofagus*: site, climatic sensitivity and growth trends. Journal of Ecology 92, 954–966.
- Swaty, R.L., Deckert, R.J., Whitham, T.G., Gehring, C.A., 2004. Ectomycorrhizal abundance and community composition shifts with drought: predictions from tree rings. Ecology 85, 1072–1084.
- Swetnam, T.W., Betancourt, J.L., 1998. Mesoscale disturbance and ecological response to decadal climatic variability in the American southwest. Journal of Climate 11, 3128–3147.
- Tafangenyasha, C., 1997. Tree loss in the Gonarezhou National Park (Zimbabwe) between 1970 and 1983. Journal of Environmental Management 49, 355–366.
- Tafangenyasha, C., 1998. Phenology and mortality of woody plants during and after a severe drought in southeastern Zimbabwe. Transactions of Zimbabwe Scientific Association 72, 1–6.
- Tafangenyasha, C., 2001. Decline of the mountain acacia, *Brachystegia glaucescens* in Gonarezhou National Park, southeast Zimbabwe. Journal of Environmental Management 63, 37–50.
- Tainter, F.H., Williams, T.M., Cody, J.B., 1983. Drought as a cause of oak decline and death on the South Carolina coast. Plant Disease 67, 195–197.
- Thabeet, A., Vennetier, M., Gadbin-Henry, C., Denelle, N., Roux, M., Caraglio, Y., Vila, B., 2009. Response of *Pinus sylvestris* L. to recent climate change in the French Mediterranean region. Trees, Structure and Functions 23 (4), 843–853.
- Thuiller, W., Albert, C., Araujo, M.B., Berry, P.M., Cabeza, M., Guisan, A., Hickler, T., Midgley, G.F., Paterson, J., Schurr, F.M., Sykes, M.T., Zimmermann, N.E., 2008. Predicting global change impacts on plant species' distributions: future challenges. Perspectives in Plant Ecology, Evolution and Systematics 9, 137–152.
- Touchan, R., Anchukaitis, K.J., Meko, D.M., Attalah, S., Baisan, C., Aloui, A., 2008. Long term context for recent drought in northwestern Africa. Geophysical Research Letters 35, L13705.
- Trotter, R.T.I., 2004. Linking Climate Change and Community Dynamics: Pinyon Pine Stability and Sensitivity in a Heterogeneous Landscape. Northern Arizona University.
- Tsopelas, P., Angelopoulos, A., Economou, A., Soulioti, N., 2004. Mistletoe (*Viscum album*) in the fir forest of Mount Parnis, Greece. Forest Ecology and Management 202, 59–65.
- Tsvetkov, V.F., Tsvetkov, V.I., 2007. The problem of spruce forests—mortality in the Arkhangelsk Region. In: Dying Spruce Forests of Arkhangelsk Region. Problems and Means of their Solution, Department of Forest Complex of Arkhangelsk Region, Arkhangelsk, Russian Federation, pp. 20–30.
- van Mantgem, P.J., Stephenson, N.L., 2007. Apparent climatically induced increase of tree mortality rates in a temperate forest. Ecology Letters 10, 909–916.
- van Mantgem, P.J., Stephenson, N.L., Byrne, J.C., Daniels, L.D., Franklin, J.F., Fule, P.Z., Harmon, M.E., Larson, A.J., Smith, J.M., Taylor, A.H., Veblen, T.T., 2009. Widespread increase of tree mortality rates in the western United States. Science 323, 521–524.
- van Nieuwstadt, M.G.L., Sheil, D., 2005. Drought, fire and tree survival in a Borneo rain forest, East Kalimantan, Indonesia. Journal of Ecology 93, 191–201.
- Vennetier, M., Vila, B., Liang, E.Y., Guibal, F., Thabeet, A., Gadbin-Henry, C., 2007. Impact of climate change on pine forest productivity and on the shift of a bioclimatic limit in a Mediterranean area. Options Méditerranéennes, Série A, n8 75, CIHEAM/IAMB, Bari, Italy, pp. 189–197.
- Vennetier, M., Cecillon, L., Guénon, R., Schaffhauser, A., Vergnoux, A., Boichard, J.-L., Bottéro, J.-Y., Brun, J.-J., Carrara, M., Cassagne, N., Chandieux, O., Clays-Josserand, A., Commeaux, C., Curt, T., Czarnes, S., De Danieli, S., Degrange, V., Di Rocco, R., Domeizel, M., Doumenq, P., Doussan, C., Estève, R., Faivre, N., Favier, G., Gaudu, J.-C., Gros, R., Guiliano, M., Guillaumaud, N., Hoepffner, M., Juvy, B., Le Roux, X., Lebariller, S., Malleret, L., Martin, W., Mas, C., Masion, A., Massiani, C., Mermin, E., Mille, G., Morge, D., Pignot, V., Poly, F., Renard, D., Ripert, C., Ruy, S., Tardif, P., Tatoni, T., Théraulaz, F., Vassalo, L., Asia, L., 2008. Etude de l'impact d'incendies de forêt répétés sur la biodiversité et sur les sols: recherche d'indicateurs. Rapport final. Cemagref,

- Ministère de l'Agriculture et de la pêche, Union Européenne, Aix en Provence, 236 p.
- Vertui, F., Tagliaferro, F., 1998. Scots pine (*Pinus sylvestris* L.) die-back by unknown causes in the Aosta Valley, Italy. *Chemosphere* 36, 1061–1065.
- Viljoen, A.J., 1995. The influence of the 1991/92 drought on the woody vegetation of the Kruger National Park. *Koedoe* 32, 85–97.
- Villalba, R., Veblen, T.T., 1998. Influences of large-scale climatic variability on episodic tree mortality in northern Patagonia. *Ecology* 79, 2624–2640.
- Voelker, S.L., Muzika, R., Guyette, R.P., 2008. Individual tree and stand level influences on the growth, vigor, and decline of Red Oaks in the Ozarks. *Forest Science* 54, 8–20.
- Walther, G.-R., Berger, S., Sykes, M.T., 2005. An ecological “footprint” of climate change. *Proceedings of the Royal Society B* 272, 1427–1432.
- Wang, H.B., Zhang, Z., Kong, X.B., Lui, S.C., Shen, Z.R., 2007. Preliminary deduction of potential distribution and alternative hosts of invasive pest, *Dendroctonus valens* (Coleoptera: Scolytidae). *Scientia Silvae Sinicae* 143, 71–76.
- Waring, R.H., 1987. Characteristics of trees predisposed to die. *Bioscience* 37, 569–577.
- Wermelinger, B., Seifert, M., 1999. Temperature-dependent reproduction of the spruce bark beetle *Ips typographus*, and analysis of the potential population growth. *Ecological Entomology* 24, 103–110.
- Wermelinger, B., Rigling, A., Schneider, M., Dobbertin, M., 2008. Assessing the role of bark- and wood-boring insects in the decline of Scots pine (*Pinus sylvestris*) in the Swiss Rhone valley. *Ecological Entomology* 33, 239–249.
- Werner, W.L., 1988. Canopy dieback in the upper montane rain forests of Sri Lanka. *GeoJournal* 17, 245–248.
- Williamson, G.B., Laurance, W.F., Oliveira, A.A., Delamonica, P., Gascon, C., Lovejoy, T.E., Pohl, L., 2000. Amazonian tree mortality during the 1997 El Niño drought. *Conservation Biology* 14, 1538–1542.
- Woo, S.-Y., Lim, J.H., Je, S.M., Lee, D.K., Kwon, M.J., Ryang, S., 2007. Decline in Mt. Halla-A Linkage with Physiological Changes Caused by Climate Change. In: Fourth USDA Greenhouse Gas Conference, Baltimore, MD, 6 February 2007.
- Woods, P., 1989. Effects of logging, drought, and fire on structure and composition of tropical forests in Sabah, Malaysia. *Biotropica* 21, 290–298.
- Worrall, J.J., Egeland, L., Eager, T., Mask, R.A., Johnson, E.W., Kemp, P.A., Shepperd, W.D., 2008. Rapid mortality of *Populus tremuloides* in southwestern Colorado, USA. *Forest Ecology and Management* 255, 686–696.
- Würth, M.K.R., Peláez-Riedl, S., Wright, S.J., Körner, C., 2005. Non-structural carbohydrate pools in a tropical forest. *Oecologia* 143, 11–24.
- Zweifel, R., Zeugin, F., 2008. Ultrasonic acoustic emissions in drought-stressed trees—more than signals from cavitation? *New Phytologist* 179, 1070–1079.
- Zweifel, R., Rigling, A., Dobbertin, M., 2009. Species-specific stomatal response of trees to microclimate—a link to vegetation dynamics? *Journal of Vegetable Science* 20, 442–454.