






















2024 NHIAA Division State X-C Championships

Derryfield Park - Manchester

Race 5 - Girls D-3 - 5K

10/26/2024 - 1:00 PM

Team Results

Place	Team	Score	Team Time	Runner Avg	Avg Mile	5 Man Gap	Finish Order	Scoring Order
1	 Hopkinton	30	Q 1:47:35	21:31	6:56	3:21	1-3-6-14-19-51-61	1-2-4-10-13-35-42
2	 Gilford	71	Q 1:55:08	23:02	7:25	3:14	8-12-15-31-34-93-95	6-9-11-21-24-68-70
3	 Newfound Regional	109	Q 1:59:27	23:54	7:42	4:44	7-17-32-45-56-71-81	5-12-22-32-38-49-58
4	 Newmarket	129	Q 2:02:15	24:27	7:53	6:44	5-20-28-54-78-85	3-14-20-37-55-62
5	 Sanborn Regional	186	Q 2:09:07	25:50	8:19	9:36	9-26-27-87-117	7-18-19-64-78
6	 Belmont	218	2:13:20	26:40	8:35	3:40	33-65-67-68-80-82	23-45-46-47-57-59
7	 Prospect Mountain	225	2:13:30	26:42	8:36	3:10	44-49-73-75-79-130	31-34-51-53-56-87
8	 Portsmouth Christian	240	2:16:20	27:16	8:47	8:26	21-39-72-90-122	15-28-50-66-81
9	 Campbell	243	2:16:10	27:14	8:46	5:40	36-48-60-101-105-123-137	26-33-41-71-72-82-92
10	 Trinity	244	2:16:25	27:17	8:47	6:34	23-53-77-86-107-111-115	17-36-54-63-74-75-77
11	 Holy Family Academy	262	2:21:56	28:24	9:09	12:32	22-41-64-119-138-140	16-29-44-80-93-94
12	 Derryfield	277	2:26:15	29:15	9:25	15:47	10-35-84-131-141	8-25-61-88-95
13	 Kearsarge	285	2:21:05	28:13	9:05	4:09	58-63-83-94-106-127-128	40-43-60-69-73-84-85
14	 Conant	288	2:24:30	28:54	9:19	10:45	42-69-74-91-136	30-48-52-67-91
15	 St. Thomas Aquinas	300	2:24:52	28:59	9:20	8:10	38-57-88-126-129	27-39-65-83-86
16	 Winnisquam	430	2:49:58	34:00	10:57	8:34	113-118-133-135-143	76-79-89-90-96
DNP	 Fall Mountain		1:46:58	26:45	8:37		25-47-76-108	4 Runners
DNP	 Pelham		1:50:34	27:39	8:54		29-30-103-124	4 Runners
DNP	 Pittsburg		1:55:34	28:54	9:18		55-89-97-110	4 Runners
DNP	 Inter-Lakes		1:58:15	29:34	9:31		24-114-120-125	4 Runners
DNP	 Profile		1:58:29	29:38	9:33		66-98-112-116	4 Runners










Lancer Timing Services

lancertiming.com

Race 5 - Girls D-3 - 5K

10/26/2024 - 1:00 PM

Team Results

Place	Team	Score	Team Time	Runner Avg	Avg Mile	5 Man Gap	Finish Order	Scoring Order
DNP	 Lin-Wood		2:12:27	33:07	10:40		92-109-134-142	4 Runners
DNP	 White Mountains		1:19:54	26:38	8:35		43-50-102	3 Runners
DNP	 Mascoma Valley		1:20:13	26:45	8:37		46-52-100	3 Runners
DNP	 Moultonborough		1:20:25	26:49	8:38		13-37-132	3 Runners
DNP	 Hinsdale		1:29:23	29:48	9:36		16-70-144	3 Runners
DNP	 Wilton-Lyndeborough		1:29:29	29:50	9:36		59-62-139	3 Runners
DNP	 Mascenic Regional		41:50	20:55	6:44		2-4	2 Runners
DNP	 Monadnock		47:38	23:49	7:40		18-40	2 Runners
DNP	 Raymond		53:46	26:53	8:40		11-121	2 Runners
DNP	 Berlin		59:47	29:54	9:38		96-104	2 Runners
DNP	 Bishop Brady		29:55	29:55	9:38		99	1 Runner



Lancer Timing Services

lancertiming.com

Race 5 - Girls D-3 - 5K

10/26/2024 - 1:00 PM

Individual Results

Place	Name	Grade	Team	Time	Points	
1	Madeleine Lane	10	Hopkinton	19:39.53	1	T
2	Erin O'Shea	11	Mascenic Regional	20:33.57		I
3	Shaylee Murdough	12	Hopkinton	20:59.00	2	T
4	Kaitlin O'Shea	11	Mascenic Regional	21:16.27		I
5	Ellis McKenna	12	Newmarket	21:16.62	3	T
6	Maisie Emerson	9	Hopkinton	21:17.74	4	T
7	Emerald Briggs	11	Newfound Regional	21:18.00	5	T
8	Maria Tilley	11	Gilford	21:18.43	6	T
9	Kaitlyn Stocker	11	Sanborn Regional	21:21.27	7	T
10	Anna Fazelat	9	Derryfield	22:01.81	8	I
11	Leah Unger	9	Raymond	22:08.43		I
12	Georgia Eckhardt	12	Gilford	22:17.39	9	T
13	Hailey Watts	9	Moultonborough	22:33.13		I
14	Reese Bove	12	Hopkinton	22:37.70	10	T
15	Alana Sawyer	12	Gilford	22:38.77	11	T
16	Gemma Doty	9	Hinsdale	22:44.59		I
17	Ceili Irving	11	Newfound Regional	22:46.68	12	T
18	Emma Short	9	Monadnock	22:53.02		I
19	Amelia Walsh	12	Hopkinton	23:00.11	13	T
20	Magnolia Redmond	11	Newmarket	23:02.48	14	T
21	Elizabeth Stewart	7	Portsmouth Christian	23:15.86	15	I
22	Maria Williams	8	Holy Family Academy	23:21.08	16	I
23	Emily Makris	10	Trinity	23:45.48	17	I
24	Elsa Bartlett	8	Inter-Lakes	23:47.15		I
25	Cerys Gascoyne	11	Fall Mountain	23:47.22		I
26	Anna Barlow	11	Sanborn Regional	23:47.25	18	T
27	Sophie Thurlow	10	Sanborn Regional	24:13.97	19	T
28	Rhiannon Lewis	9	Newmarket	24:16.82	20	T
29	Leah Silverwatch	9	Pelham	24:18.36		
30	Addison Martin	10	Pelham	24:19.50		
31	Athena Booth	11	Gilford	24:20.31	21	T
32	Addison Alpers	11	Newfound Regional	24:25.70	22	T
33	Jenna Laramie	9	Belmont	24:26.35	23	
34	Kaitlyn O'Brien	12	Gilford	24:32.35	24	T
35	Finley Llewellyn	9	Derryfield	24:33.18	25	
36	Brianna Flanagan	11	Campbell	24:34.40	26	
37	Kylie Burkhardt	12	Moultonborough	24:35.53		
38	Ava Malloy	11	St. Thomas Aquinas	24:37.63	27	

Place	Name	Grade	Team	Time	Points	
39	Emma Johnson	9	Portsmouth Christian	24:40.30	28	
40	Madison Day	9	Monadnock	24:44.48		
41	Ryenn Pedone	10	Holy Family Academy	24:46.85	29	
42	Lily Mormando	10	Conant	24:47.71	30	
43	Mackenzie Foss	10	White Mountains	24:50.18		
44	Whitney Good	12	Prospect Mountain	24:51.85	31	
45	Charlotte Kaempfer	10	Newfound Regional	24:54.80	32	T
46	Joanna Behle	11	Mascoma Valley	24:56.43		
47	Abigayle Jarvis	11	Fall Mountain	24:57.67		
48	Calleigh Duncan	9	Campbell	25:02.40	33	
49	Paige Harding	11	Prospect Mountain	25:06.05	34	
50	Mackenzie Morgan	10	White Mountains	25:07.09		
51	Evelyn Hopper	12	Hopkinton	25:09.34	35	T
52	Emma Colburn	12	Mascoma Valley	25:21.96		
53	Isabelle Foden	10	Trinity	25:35.05	36	
54	Sahalie Redmond	9	Newmarket	25:38.30	37	T
55	Joli Carlson	12	Pittsburg	25:56.33		
56	Josie Halle	12	Newfound Regional	26:01.18	38	T
57	Leah Ryan	11	St. Thomas Aquinas	26:02.74	39	
58	Anna Lizotte	9	Kearsarge	26:07.29	40	
59	Paisley Silva	7	Wilton-Lyndeborough	26:13.12		
60	Kate Silver	10	Campbell	26:24.69	41	
61	Lucy Beardmore	10	Hopkinton	26:29.81	42	T
62	Sydney Beam	9	Wilton-Lyndeborough	26:31.98		
63	Daphne Henrichsen	9	Kearsarge	26:34.55	43	
64	Mariana Vicinanza	11	Holy Family Academy	26:42.86	44	
65	Clemence Lhermitte	12	Belmont	26:51.79	45	
66	Wenonah Brewer-Nyborg	9	Profile	26:53.02		
67	Lyla McSheffrey	10	Belmont	26:54.52	46	
68	Hailey Clairmont	11	Belmont	27:00.30	47	
69	Amelia Hill	11	Conant	27:08.44	48	
70	Cayli Webb	7	Hinsdale	27:11.96		
71	Sophie Garlick-Drake	10	Newfound Regional	27:19.34	49	T
72	Gabrielle Nickerson	12	Portsmouth Christian	27:30.76	50	
73	Lyndi White	10	Prospect Mountain	27:43.24	51	



Lancer Timing Services

lancertiming.com

Race 5 - Girls D-3 - 5K

10/26/2024 - 1:00 PM

Individual Results

Place	Name	Grade	Team	Time	Points
74	Sophia Battisti	11	Conant	27:45.43	52
75	Kira Campanile	9	Prospect Mountain	27:47.44	53
76	Emma Gascoyne	9	Fall Mountain	27:52.28	
77	Olivia Scharr	12	Trinity	27:59.49	54
78	Naomi Powell	9	Newmarket	28:00.25	55 T
79	Madelyn Briggs	10	Prospect Mountain	28:00.99	56
80	Riley Degange	11	Belmont	28:06.34	57
81	Reece Cutting	11	Newfound Regional	28:21.01	58 T
82	Violet Smith	10	Belmont	28:23.16	59
83	Riley Raynes	10	Kearsarge	28:34.71	60
84	Katherine McGee	12	Derryfield	28:38.89	61
85	Harmony Patrick	11	Newmarket	28:40.77	62 T
86	Sophia Bouchard	12	Trinity	28:45.37	63
87	Kyleigh Hinson	10	Sanborn Regional	28:47.23	64 T
88	Florencia Zaldivar	11	St. Thomas Aquinas	28:50.36	65
89	Aislinn McCarthy	9	Pittsburg	29:10.17	
90	Annaliese Latulippe	9	Portsmouth Christian	29:11.49	66
91	Scarlett Griffitt	11	Conant	29:16.00	67
92	Madyson Sworab	11	Lin-Wood	29:30.14	
93	Abigail Taylor	12	Gilford	29:30.14	68 T
94	Ainsley Frenkiewich	11	Kearsarge	29:31.91	69
95	Tess Eckhardt	9	Gilford	29:41.40	70 T
96	kassidy Lefvre	11	Berlin	29:42.51	
97	Jayda Polewarczyk	11	Pittsburg	29:48.31	
98	Meredith Smith	8	Profile	29:52.99	
99	Aleah Ryan	12	Bishop Brady	29:54.46	
100	Isabella Currier	10	Mascoma Valley	29:54.56	
101	Rylie Lemire	9	Campbell	29:54.61	71
102	Rissi Bathalon	10	White Mountains	29:55.75	
103	Emily Tetreault	10	Pelham	30:02.58	
104	Danica Patry	12	Berlin	30:03.57	
105	Julia Berry	10	Campbell	30:13.54	72
106	Chester Holl	9	Kearsarge	30:15.62	73
107	Bella Conte	11	Trinity	30:19.12	74
108	Elsie West	9	Fall Mountain	30:20.82	
109	Khloe Goodbout	8	Lin-Wood	30:22.50	
110	Moriah Marchand	12	Pittsburg	30:38.62	
111	Ali Pelletier	11	Trinity	30:43.58	75

Place	Name	Grade	Team	Time	Points
112	Montana Brewer-Nyborg	7	Profile	30:49.93	
113	Natalie Wolfe	10	Winnisquam	30:51.13	76
114	Audrey Gumpert	9	Inter-Lakes	30:51.47	
115	Maria Maia	9	Trinity	30:52.17	77
116	Kimmy Williams	12	Profile	30:52.98	
117	Julia Rockwell	12	Sanborn Regional	30:56.46	78 T
118	Bella Dalzell	11	Winnisquam	31:03.19	79
119	Lucy Webster	10	Holy Family Academy	31:12.30	80
120	Laura Cove	12	Inter-Lakes	31:34.03	
121	Molly McDonough	12	Raymond	31:37.41	
122	Caterina Hutt	11	Portsmouth Christian	31:41.39	81
123	Sarah Hart	12	Campbell	31:48.78	82
124	Fiona Kenney	11	Pelham	31:52.73	
125	Zoe Grant	10	Inter-Lakes	32:01.48	
126	Amelia Monteiro	11	St. Thomas Aquinas	32:33.33	83
127	Annelise DelGrosso	10	Kearsarge	32:36.52	84
128	Aya Terayama	10	Kearsarge	32:45.82	85
129	Cameron Wishart	12	St. Thomas Aquinas	32:46.97	86
130	EmmaLynn Weller	10	Prospect Mountain	32:50.29	87
131	Lucie Emond	12	Derryfield	33:12.43	88
132	Tamlyn Whiting	12	Moultonborough	33:15.75	
133	Penelope Sprague	10	Winnisquam	33:33.55	89
134	Ellis Doherty	8	Lin-Wood	33:50.05	
135	Elise Langevin	10	Winnisquam	35:05.57	90
136	Eliazabeth Crespo	12	Conant	35:32.05	91
137	Bridgette Hidalgo	12	Campbell	35:45.58	92
138	Theresa Ruiz	10	Holy Family Academy	35:52.36	93
139	Lydia Vanderhoof	9	Wilton-Lyndeborough	36:43.45	
140	Violet Rouillard	10	Holy Family Academy	37:08.50	94
141	Madison Donahue	12	Derryfield	37:48.00	95
142	Maisie Anderson	10	Lin-Wood	38:44.28	
143	Ariana Maxwell	10	Winnisquam	39:24.54	96
144	Ada'Leia Hastings	10	Hinsdale	39:26.34	
DQ	Grace Elliott	12	Moultonborough		



Lancer Timing Services

lancertiming.com



Lancer Timing Services

lancertiming.com