






















2024 NHIAA X-C Meet of Champions

Hill House - Hudson, NH

Race 2 - Boys 5K - 5K

11/2/2024 - 3:20pm

Team Results

Place	Team	Score	Team Time	Runner Avg	Avg Mile	5 Man Gap	Finish Order	Scoring Order
1	 Bishop Guertin	64	Q 1:18:59	15:48	5:06	1:47	1-7-10-16-51-116-120	1-5-8-12-38-97-101
2	 Pinkerton	78	Q 1:20:17	16:04	5:11	0:43	9-11-26-28-35-39-83	7-9-17-19-26-30-66
3	 Nashua South	86	Q 1:20:36	16:08	5:12	0:56	5-21-27-32-37-46-103	3-14-18-23-28-35-84
4	 Salem NH	124	Q 1:21:51	16:23	5:17	0:51	19-30-33-34-54-55	13-21-24-25-41-42
5	 Hanover	134	Q 1:21:54	16:23	5:17	1:19	6-29-43-45-57-58-59	4-20-32-34-44-45-46
6	 Keene	204	Q 1:23:05	16:37	5:21	2:10	2-48-53-72-85-93-101	2-36-40-58-68-75-82
7	 Coe-Brown	210	1:23:58	16:48	5:25	0:33	38-44-56-64-68-74-100	29-33-43-51-54-60-81
8	 Londonderry	223	1:23:55	16:47	5:25	1:18	15-49-63-77-78-102-136	11-37-50-62-63-83-117
9	 Oyster River	242	1:24:44	16:57	5:28	1:36	23-36-69-89-92-99-105	15-27-55-71-74-80-86
10	 Souhegan	256	1:24:58	17:00	5:29	1:30	24-60-66-86-90-107-113	16-47-52-69-72-88-94
11	 Exeter	274	1:25:23	17:05	5:30	1:27	31-62-75-80-96-106-109	22-49-61-65-77-87-90
12	 Alvirne	275	1:25:36	17:08	5:31	1:01	40-61-67-88-91-98-122	31-48-53-70-73-79-103
13	 Milford	345	1:27:49	17:34	5:40	1:57	52-70-73-108-121-127-144	39-56-59-89-102-108-125
14	 Mascoma Valley	361	1:29:03	17:49	5:44	4:18	8-79-97-114-137-139-143	6-64-78-95-118-120-124
15	 Portsmouth Christian	432	1:32:01	18:25	5:56	3:47	12-112-124-130-132-134-141	10-93-105-111-113-115-122
16	 St. Thomas Aquinas	449	1:31:05	18:13	5:52	1:50	84-94-117-118-128-131-133	67-76-98-99-109-112-114
17	 Newmarket	458	1:31:34	18:19	5:54	1:51	71-110-119-123-125-126-140	57-91-100-104-106-107-121
18	 Mascenic Regional	499	1:33:55	18:47	6:03	1:44	104-111-115-129-135-138-142	85-92-96-110-116-119-123
DNP	 Concord		31:25	15:43	5:04		4-18	2 Runners
DNP	 Newfound Regional		34:02	17:01	5:29		42-87	2 Runners
DNP	 Con-Val		15:23	15:23	4:57		3	1 Runner

















Lancer Timing Services

lancertiming.com

Race 2 - Boys 5K - 5K

11/2/2024 - 3:20pm

Team Results

Place	Team	Score	Team Time	Runner Avg	Avg Mile	5 Man Gap	Finish Order	Scoring Order
DNP	 Monadnock		15:53	15:53	5:07		13	1 Runner
DNP	 Hillsboro-Deering		15:53	15:53	5:07		14	1 Runner
DNP	 Sanborn Regional		15:56	15:56	5:08		17	1 Runner
DNP	 Portsmouth		15:59	15:59	5:09		20	1 Runner
DNP	 Kearsarge		16:03	16:03	5:10		22	1 Runner
DNP	 Profile		16:05	16:05	5:11		25	1 Runner
DNP	 Plymouth Regional		16:33	16:33	5:20		41	1 Runner
DNP	 Bedford HS		16:39	16:39	5:22		47	1 Runner
DNP	 Hopkinton		16:45	16:45	5:24		50	1 Runner
DNP	 Bow		16:59	16:59	5:28		65	1 Runner
DNP	 Holy Family Academy		17:07	17:07	5:31		76	1 Runner
DNP	 Lebanon		17:14	17:14	5:33		81	1 Runner
DNP	 Inter-Lakes		17:17	17:17	5:34		82	1 Runner
DNP	 Fall Mountain		17:45	17:45	5:43		95	1 Runner



Lancer Timing Services

lancertiming.com

Race 2 - Boys 5K - 5K

11/2/2024 - 3:20pm

Individual Results

Place	Name	Grade	Team	Time	Points	
1	Matthew Giardina	12	Bishop Guertin	14:58.41	1	T
2	Sullivan Sturtz	11	Keene	15:11.21	2	T
3	William Simard	12	Con-Val	15:22.54		I
4	Josiah Conley	11	Concord	15:29.01		I
5	Daniel Byrne	12	Nashua South	15:34.52	3	T
6	Ben Groves	10	Hanover	15:36.38	4	T
7	Ethan Fischer	9	Bishop Guertin	15:36.76	5	T
8	Gunner Currier	12	Mascoma Valley	15:40.44	6	I
9	Sean Hayes	11	Pinkerton	15:44.23	7	T
10	Carson Fischer	12	Bishop Guertin	15:44.74	8	T
11	Trainor Mailloux	11	Pinkerton	15:49.54	9	T
12	Christian Barnes	11	Portsmouth Christian	15:51.57	10	I
13	Peyton Joslyn	11	Monadnock	15:52.52		I
14	Elijah Bodanza	10	Hillsboro-Deering	15:52.65		I
15	Carson Fitzgerald	11	Londonderry	15:52.80	11	I
16	Samuel Prescott	11	Bishop Guertin	15:53.69	12	T
17	Jake Pitre	12	Sanborn Regional	15:55.14		I
18	Spencer Clemans	9	Concord	15:55.27		I
19	Brody Chisholm	11	Salem NH	15:57.19	13	T
20	Nolan Peters	12	Portsmouth	15:58.72		I
21	Camdon Brien	12	Nashua South	16:02.18	14	T
22	Daniel Dalbec	12	Kearsarge	16:02.41		I
23	Mitchell Keesee	12	Oyster River	16:02.93	15	I
24	Dallen Noorda	12	Souhegan	16:03.35	16	I
25	Isaac Reeder	12	Profile	16:04.67		I
26	Austin Cipriano	11	Pinkerton	16:06.32	17	T
27	Andrew Byrne	12	Nashua South	16:08.57	18	T
28	Oscar D'Amelio	10	Pinkerton	16:09.16	19	T
29	Nandeesh Jain	12	Hanover	16:11.64	20	T
30	Elliot Chisholm	10	Salem NH	16:16.77	21	T
31	Spencer Mann	12	Exeter	16:19.23	22	
32	Cameron Patronick	12	Nashua South	16:20.36	23	T
33	Lucas Gomez	11	Salem NH	16:22.94	24	T
34	Evan Spence	12	Salem NH	16:26.12	25	T
35	Joseph Gustavson	10	Pinkerton	16:26.88	26	T
36	Oliver Lehman	10	Oyster River	16:27.01	27	
37	Ryan DuVarney	12	Nashua South	16:30.05	28	T
38	Patrick Youngs	9	Coe-Brown	16:30.24	29	
39	Owen Boucher	10	Pinkerton	16:31.32	30	T

Place	Name	Grade	Team	Time	Points	
40	Brent Dunning	12	Alvirne	16:32.82	31	
41	Tate Hayman	11	Plymouth Regional	16:32.94		
42	Colin Foster	10	Newfound Regional	16:33.67		
43	Ryan Faris	12	Hanover	16:34.15	32	T
44	Luc Kerouac	12	Coe-Brown	16:35.77	33	
45	Donovan Van Citters	10	Hanover	16:36.39	34	T
46	Matthew Motherway	11	Nashua South	16:37.86	35	T
47	Luke Parker	9	Bedford HS	16:38.16		
48	Tristan Woodbury	10	Keene	16:42.43	36	T
49	Jack DiBuono	11	Londonderry	16:44.46	37	
50	Max Goupil	9	Hopkinton	16:44.85		
51	William Moores	10	Bishop Guertin	16:45.10	38	T
52	Will Whitley	11	Milford	16:45.27	39	
53	Gavin Morton	11	Keene	16:45.68	40	T
54	Brock James	12	Salem NH	16:47.92	41	T
55	Benjamin Lagrasse	12	Salem NH	16:48.31	42	T
56	Benjamin Larson	9	Coe-Brown	16:50.05	43	
57	Ben Hourdequin	11	Hanover	16:54.83	44	T
58	Alexander Valentino	12	Hanover	16:55.34	45	T
59	Alexander Collins	9	Hanover	16:55.94	46	T
60	Ryan Quinn	10	Souhegan	16:56.51	47	
61	Sam Matson	11	Alvirne	16:57.49	48	
62	Logen Poteet	9	Exeter	16:58.20	49	
63	Patrick Ramsey	9	Londonderry	16:58.42	50	
64	Landon Graveline	12	Coe-Brown	16:58.63	51	
65	Wyatt Worcester	11	Bow	16:58.72		
66	Jacob Spencer	9	Souhegan	16:59.09	52	
67	Jacob Plante	12	Alvirne	17:02.02	53	
68	Quinn Froburg	12	Coe-Brown	17:02.96	54	
69	Levi Clapp	10	Oyster River	17:03.04	55	
70	Grant Skorupan	11	Milford	17:03.24	56	
71	Jaron LaBranche	12	Newmarket	17:03.85	57	
72	Hyrum Pinegar	12	Keene	17:04.59	58	T
73	Chase Paiva	10	Milford	17:05.56	59	
74	Benjamin Jobin	10	Coe-Brown	17:06.48	60	
75	Ian Cottrill	11	Exeter	17:06.62	61	
76	Max Williams	11	Holy Family Academy	17:06.91		
77	Alexander Vaccaro	12	Londonderry	17:08.38	62	



Lancer Timing Services

lancertiming.com

Race 2 - Boys 5K - 5K

11/2/2024 - 3:20pm

Individual Results

Place	Name	Grade	Team	Time	Points
78	Josh Twomey	11	Londonderry	17:10.35	63
79	Carl Russell	10	Mascoma Valley	17:12.11	64
80	Marcus Clark	11	Exeter	17:12.13	65
81	Ian Kiefer	9	Lebanon	17:13.94	
82	Issac Nudd-Homeyer	12	Inter-Lakes	17:16.34	
83	Leighton Klug	10	Pinkerton	17:17.28	66 T
84	Oliver Schartner	11	St. Thomas Aquinas	17:20.48	67
85	Wade Plaskiewicz	11	Keene	17:20.88	68 T
86	Thomas Arnoldy	10	Souhegan	17:25.37	69
87	Brady Harker	11	Newfound Regional	17:27.52	
88	Ashton Rowe	10	Alvirne	17:30.01	70
89	Henry Miller	12	Oyster River	17:32.48	71
90	Kasen Fox	12	Souhegan	17:33.24	72
91	Roarke Brandt	10	Alvirne	17:33.45	73
92	Siddharth Sanjay	10	Oyster River	17:38.22	74
93	Aiden O'Donnell	9	Keene	17:39.55	75 T
94	Mason Ruger	12	St. Thomas Aquinas	17:41.07	76
95	Mathew Northcott	9	Fall Mountain	17:44.33	
96	Xavier Garcia de Paredes	9	Exeter	17:46.00	77
97	Trevor Maheu	12	Mascoma Valley	17:50.28	78
98	Ryder Wannamaker	12	Alvirne	17:50.87	79
99	Brendan Banafato	10	Oyster River	17:54.22	80
100	Keegan Sousa	11	Coe-Brown	17:58.67	81
101	Sawyer Kress	9	Keene	17:59.48	82 T
102	Mason Hernandez	10	Londonderry	18:02.09	83
103	Evan Jean	9	Nashua South	18:06.26	84 T
104	Dylan Callahan	11	Mascenic Regional	18:07.42	85
105	Garrett Sellers	11	Oyster River	18:07.72	86
106	Wally Dangora	11	Exeter	18:10.67	87
107	Drew Rigaut	10	Souhegan	18:11.84	88
108	Joshua Coates	9	Milford	18:11.98	89
109	Jackson Tooker	10	Exeter	18:13.26	90
110	Melkato Swanson	12	Newmarket	18:13.26	91
111	Reino Crawford	9	Mascenic Regional	18:13.51	92
112	Owen McKenney	12	Portsmouth Christian	18:14.35	93
113	Logan St Dennis	11	Souhegan	18:15.23	94
114	Brody Albanese	12	Mascoma Valley	18:21.52	95
115	Dylan Buttrick	12	Mascenic Regional	18:24.13	96

Place	Name	Grade	Team	Time	Points
116	William Howell	12	Bishop Guertin	18:24.18	97 T
117	Dominic LaRose	11	St. Thomas Aquinas	18:26.00	98
118	Luciano Barbini	12	St. Thomas Aquinas	18:26.90	99
119	Benjamin Partick	9	Newmarket	18:32.10	100
120	William Coler	9	Bishop Guertin	18:34.71	101 T
121	Colin Kirby	11	Milford	18:42.02	102
122	Ethan Schultz	12	Alvirne	18:47.93	103
123	Sawyer Hill	11	Newmarket	18:49.65	104
124	Brady Holt	11	Portsmouth Christian	18:53.94	105
125	William Clark	10	Newmarket	18:54.60	106
126	Simon Hartshorne	10	Newmarket	18:57.44	107
127	Quinn Johnson	12	Milford	18:58.97	108
128	Dylan Verde	10	St. Thomas Aquinas	19:09.65	109
129	Donovan Griffis	9	Mascenic Regional	19:18.55	110
130	Simeon Howard	10	Portsmouth Christian	19:22.62	111
131	Charles Monteiro	12	St. Thomas Aquinas	19:36.91	112
132	Judah Howard	9	Portsmouth Christian	19:37.98	113
133	Conall Jumper	9	St. Thomas Aquinas	19:47.88	114
134	Gage Hamblet	11	Portsmouth Christian	19:48.31	115
135	Kelson Whitehouse	12	Mascenic Regional	19:51.07	116
136	Mason Turek	12	Londonderry	19:52.74	117
137	Brayden Cilbrith	12	Mascoma Valley	19:57.79	118
138	Logan Vaillancourt	10	Mascenic Regional	20:10.76	119
139	John Runnion-Bareford	9	Mascoma Valley	20:33.50	120
140	Emrys Herman	10	Newmarket	20:35.19	121
141	Andrew James	11	Portsmouth Christian	20:46.59	122
142	Thomas Moran	10	Mascenic Regional	21:14.07	123
143	Troy Loynds	12	Mascoma Valley	21:16.71	124
144	Logan Korthals	11	Milford	40:19.41	125



Lancer Timing Services

lancertiming.com