

MATANUSKA-SUSITNA BOROUGH JUNE 30, 1998, REGULAR ELECTION -- UNOFFICIAL ELECTION RESULTS

JUNE 30, 1998 SPECIAL BOROUGH ELECTION--UNOFFICIAL RESULTS													
	25 of 25 precincts reporting.	BIG	PIONEER				GREATER		GREATER		KNIK-	FARM	LAZY
		LAKE	PEAK	BUTTE	FAIRVIEW	FISHHOOK	PALMER	BOGARD	WASILLA	HOUSTON	GOOSEBA	LOOP	MT.
TOTAL	PRECINCTS	28-003	26-004	27-005	26-006	27-007	27-009	28-010	26-011	28-013	28-015	27-016	27-017
12.2%	VOTER TURNOUT	11.0%	8.0%	15.5%	9.4%	17.2%	13.8%	12.0%	4.9%	10.7%	7.3%	9.8%	16.8%
36150	REGISTERED VOTERS	1540	2124	1514	1454	621	2574	876	1273	731	2425	917	1318
4401	POLL VOTERS	169	169	234	136	107	356	105	62	78	178	90	221
	A	Proposition No. 1											
3236	Yes	112	120	134	117	77	276	82	50	59	127	53	142
1152	No	54	48	100	18	30	78	23	12	19	49	37	79

OFFICIAL RESULTS--JUNE 30, 1998, REGULAR BOROUGH ELECTION

Page 1 of 2

12/14/98, 10:28 AM (f:\clerks\election\results\980630.XLS)

The spreadsheet stating "Official Results" cannot be located, this copy is to be considered the official copy and the results match those certified by the Assembly.

MATANUSKA-SUSITNA BOROUGH JUNE 30, 1998, REGULAR ELECTION -- UNOFFICIAL ELECTION RESULTS

				handcount	handcount		handcount	handcount										
	MEADOW	PALMER		SHEEP			TALKEE-	TRAPPER	WASILLA-	WASILLA	WASILLA							
LAKES	LAKES	CITY	SCHROCK	MT.	SUSITNA	SUTTON	TNA	CREEK	FISHHOOK	# 1	# 2	WILLOW	Poll	Absent/PR	Questioned			
27-019	28-021	27-023	28-025	27-027	28-029	27-031	28-033	28-035	28-036	26-037	26-038	28-039	Counted	Counted	Counted	TOTAL		
10.5%	11.1%	10.5%	10.0%	7.0%	9.0%	12.6%	15.8%	5.8%	14.1%	10.8%	7.6%	13.2%	10.7%					12.2%
2758	2365	2621	3109	313	558	621	671	584	427	1894	1827	1035	36150					36150
289	262	276	312	22	50	78	106	34	60	205	138	137	3874	325	202			4401
													3861					4388
227	199	214	247	17	38	45	78	27	47	164	103	87	2842	231	163			3236
62	61	62	65	5	12	31	28	7	13	41	35	50	1019	94	39			1152

**MATANUSKA-SUSITNA BOROUGH  
ASSEMBLY CERTIFICATE OF ELECTION**

**SPECIAL ELECTION  
JUNE 30, 1998**


The results of the Matanuska-Susitna Borough Special Election of June 30, 1998, are as follows:

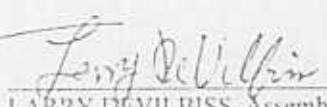
	POLL	ABSENTEE	QUESTIONED	TOTAL
PROPOSITION NO. 1 - SCHOOL AND RELATED CAPITAL IMPROVEMENT BONDS.				
YES	2842	231	163	3,236
NO	1019	94	39	1,152

TOTAL POLL VOTERS:	3,874
TOTAL ABSENTEE BALLOTS COUNTED:	524
TOTAL QUESTIONED BALLOTS COUNTED:	202
TOTAL PERSONAL REPRESENTATIVE BALLOTS COUNTED:	1
TOTAL VOTERS:	4,401


We, the Matanuska-Susitna Borough Assembly, jointly certify that the information listed herein is a true and accurate statement of the votes cast in the special borough election of June 30, 1998, and hereby declare said election to be held valid to the best of our knowledge and belief.

Dated this 7 day of July 1998.

  
DARCIE SALMON, Borough Mayor


  
LARRY DEVILBISS, Assemblymember

  
JANET KINCAID, Assemblymember

  
JIM COLBERG, Assemblymember

  
JOHN HARTRICK, Assemblymember

  
JULIE "JAY" NCLFI, Assemblymember

  
JIM TURNER, Assemblymember

  
DOYLE E. HOLMES, Assemblymember

ATTEST:

  
SANDRA A. DILLON, Borough Clerk