
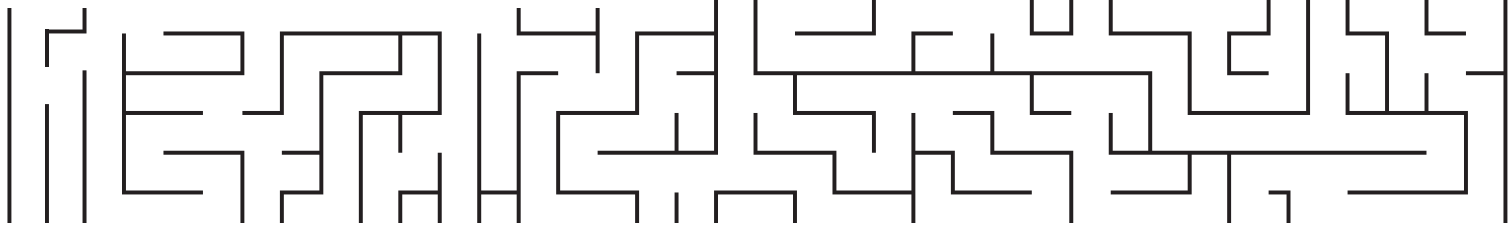


CAPTAIN CAL'S *Fire Safe* ACTIVITY BOOK



A Home Escape Plan Is A Family Responsibility. Have You Practiced Yours?

- ✓ Draw a map of your home. Show all doors and windows.
- ✓ Test your home's smoke alarms.
- ✓ Visit each room and find two ways out. All windows and doors should open easily and you should be able to use them to
- ✓ Pick a meeting place outside that everyone will meet at. It should be a few houses down from yours and on the same side of the street.
- ✓ Don't ever go back into a burning building after you have left.
- ✓ Make sure your house or building number can be seen from the street to help firefighters find your address during an emergency.
- ✓ Practice your plan monthly.




**Captain Cal Needs Your Help ...
Find His**

OUTSIDE MEETING PLACE.



Can You Find what Captain Cal Uses When Responding To Emergencies In The Word Search Below?



AIR TANKER

ENGINEER

FIRE FIGHTER

FLASHLIGHT

HELICOPTER

LADDER

PILOT

SAFETY

STAIRS

CAPTAIN

ESCAPE ROUTE

FIRE HYDRANT

GLOVES

HELMET

MEDICAL AID

PULASKI

SHOVEL

WATER

CHAINSAW

FIRE ENGINE

FLAMES

GOGGLES

HOSE

PARAMEDIC

RADIO

SMOKE ALARM

WILDLAND

C	S	N	R	A	D	I	O	R	G	G	T	E	M	F
V	H	I	T	E	M	L	E	H	L	S	N	N	R	I
F	R	A	S	B	T	X	S	O	E	R	A	G	A	H
L	E	T	I	G	Q	H	V	L	E	E	R	I	L	E
A	D	P	H	N	O	E	G	K	N	T	D	N	A	L
M	D	A	J	V	S	G	N	I	T	A	Y	E	E	I
E	A	C	E	O	O	A	G	O	F	W	H	E	K	C
S	L	L	H	G	T	N	W	N	Y	E	E	R	O	O
E	T	U	O	R	E	P	A	C	S	E	R	H	M	P
T	J	A	I	E	S	A	F	E	T	Y	I	I	S	T
O	P	A	R	A	M	E	D	I	C	W	F	R	F	E
L	Z	I	F	L	A	S	H	L	I	G	H	T	F	R
I	F	D	I	A	L	A	C	I	D	E	M	M	O	T
P	B	V	B	D	N	A	L	D	L	I	W	M	C	Z
P	U	L	A	S	K	I	S	R	I	A	T	S	W	P

DID YOU KNOW?

Each year, CAL FIRE responds to more than 450,000 incidents.

Some of these include structure fires, automobile accidents, medical emergencies, swift water rescues, civil disturbances, search and rescues, hazardous material spills, train wrecks, floods, and earthquakes.

911 Is For Emergencies Only. There Are Some Basic Rules When Calling.



1 **ASK** your mom or dad to show you the steps for calling 911 on your mobile phone.

2 **MEMORIZE** your address and help your siblings learn it too.

3 If your parents have a security lock on their phone's home screen, have them teach you to **UNLOCK** it. Go over your mobile phone's keypad several times to become familiar with making a call.

4 **PRACTICE** making a phone call from your mobile phone by calling a family member or friend. Remember not to call 911 when you practice. 911 should only be called in an emergency.

5 On most cell phones the **"EMERGENCY CALL"** button only brings up the dial pad and doesn't automatically dial 911 when you press it. You must press "emergency call," then press 9-1-1.


DID YOU KNOW?

When you call 911 from a cell phone, it goes to the local public safety answering point (PSAP). The person who answers the phone is a law enforcement "dispatcher" and they must decide what type of help is needed. **Always stay on the phone with the dispatcher until you give them all the information and they tell you it's okay to hang up.**

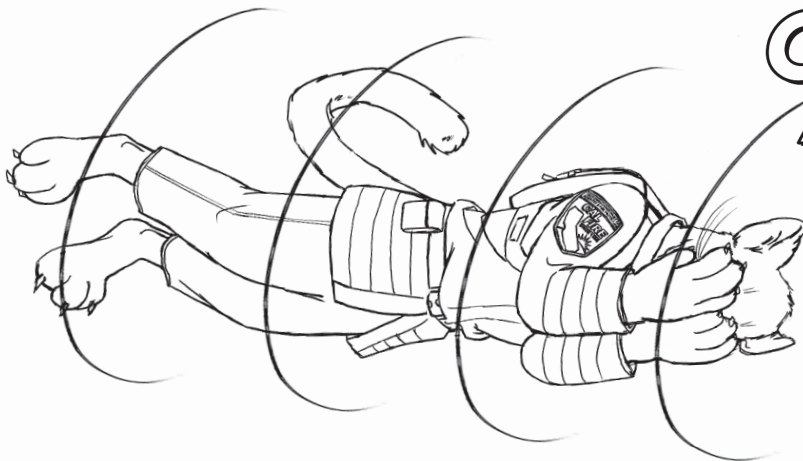
If Your Clothes Catch Fire ...



STOP where you are.



DROP to the ground.



**COVER YOUR FACE
AND ROLL!**

Roll over and over and
back and forth until the
flames are out.

Can you help Captain Cal unscramble words to find his message to you?

POST

RODP

VEORC RYOU FCAE

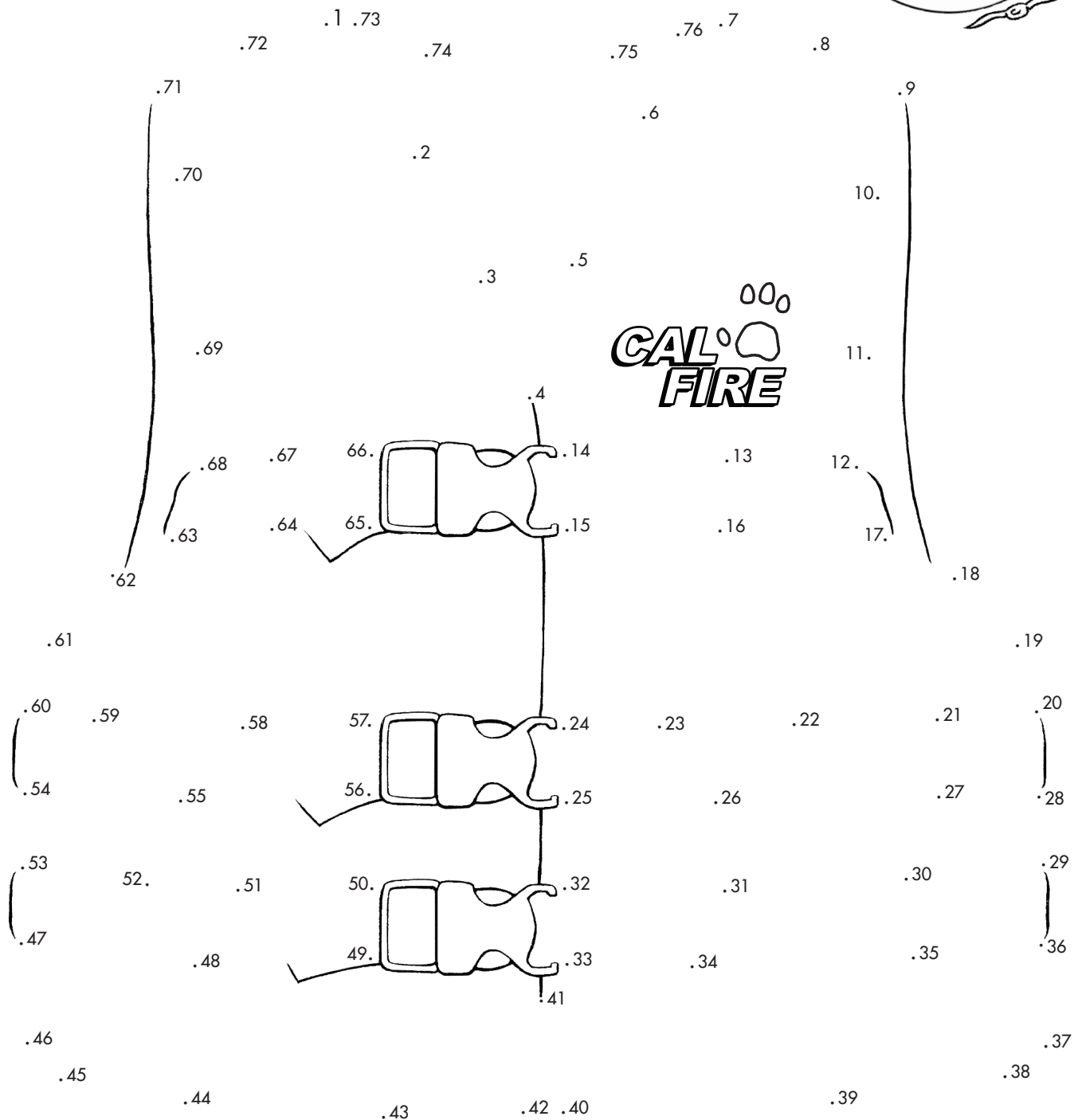
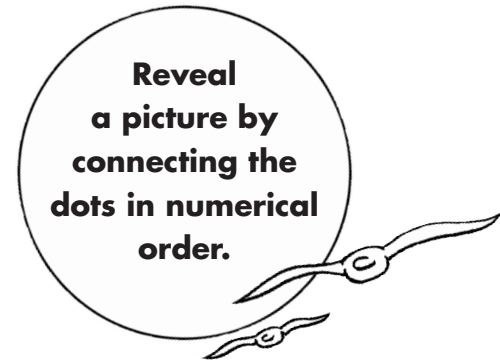
OLRL


COLO A RUNB

**The best way for your clothes to not catch fire, is to stay away from fire
and don't ever play with matches and lighters.**

Captain Cal Has Water Safety Advice For Every Swimmer:

- ✓ It's safest to swim with a buddy. Swimming alone is a recipe for disaster.
- ✓ When you don't know how deep the water is, make sure you go in feet first.
- ✓ If you aren't a strong swimmer, Captain Cal wants you to wear a US Coast Guard approved life vest.
- ✓ Make sure you have an adult present while you are in the water.
- ✓ Supervising adults should know CPR, which saves lives. They should also keep a phone close by in case there is an emergency.






Across


5. How do firefighters find your home?
7. How do you get good at exiting?
9. What do you wear if you can't swim? (2 wds.)
10. What color is CAL FIRE's turnout gear?
12. When creating your home escape plan, visit each room and find ___ ___ ways out.
14. What alerts you to a fire? (2 wds.)

Down

1. What do firefighters ride on?
2. Who should you swim with for ___ ___?
3. Who should watch you in wat
4. If there is a fire, how should y home? (4 wds.)
6. What do you pack ahead and in an evacuation? (2 wds.)
8. What puts out fire?
11. Don't forget your ___ ___ when you evacuate.
13. What type of space is 100 fee



Answers:
Down 1. Engine 2. Buddy 3. Adult 4. Crawl low And Go 6. Supply Kit 8. Water 11. Pets 13. Defensible
Across 5. Address 7. Practice 9. Life Vest 10. Yellow 12. Two 14. Smoke Alarm



*Safety Starts
With You!*