


VOLLEYBALL

2018

SEASON



WE ARE UK

- MEDIA GUIDE -

KENTUCKY[®]

VOLLEYBALL

TABLE OF CONTENTS AND QUICK FACTS

GENERAL INFORMATION

Table of Contents/Quick Facts 1
 Roster 2

MEET THE TEAM

Caitlyn Cooper 3
 Gabby Curry 4
 Leah Edmond 5
 Gabby Goddard 6
 Merideth Jewell 7
 Madison Lilley 8
 Brooke Morgan 9
 Anna Nyberg 10
 Kendyl Paris 11
 Cameron Scheitzach 12
 Kylie Schmaltz 13
 Avery Skinner 14
 Alli Stumler 15
 Lauren Tharp 16
 McKenzie Watson 17

MEET THE COACHES/STAFF

Craig Skinner 18-19
 Lindsey Gray-Walton 20
 Anders Nelson 20
 Kristen Sanford 21
 Support Staff 22

STATISTICS AND RECORDS

2016 Team Match-by-Match 27
 2016 Opponent Match-by-Match 23
 Match Records 24
 All-Time Leaders 25-31
 Miscellaneous Records 32-34
 Memorial Coliseum Records 35
 NCAA Tournament Records 36
 Award Winners 36-38
 Kentucky in the National Rankings 39
 Records vs. Ranked Opponents 40-41
 All-time Letterwinners 42
 All-time Numbers 43
 Where the Cats are From 44

STATISTICS AND RECORDS (CONT.)

2016 SEC Final Team Stats 45-46
 UK's SEC Champions 47
 UK at the SEC Championships 48
 Year-by-Year Results 49-55
 All-time Results 56-60

General Information

Location Lexington, Ky.
 Founded 1865
 Enrollment 30,000
 Nickname Wildcats
 Colors Blue and White
 Conference Southeastern
 President Dr. Eli Capilouto
 Athletic Director Mitch Barnhart
 Sr. Woman's Admin Sandy Bell
 Faculty Rep. Dr. Joseph Fink III
 Arena Memorial Coliseum
 Capacity 8,500

Coaching Staff

Head Coach Craig Skinner (14th Year)
 UK Record (Career) 302-113 (Same)
 Alma Mater Ball State, 1993
 NCAA Appearances 13
 Associate Head Coach Anders Nelson (6th)
 Alma Mater Ball State, 2011
 Assistant Coach Carly Cramer (1st)
 Alma Mater Purdue, 2014
 Director of Operations Kristen Sanford (3rd)
 Alma Mater Kentucky, 2015
 Volleyball Office Phone 859-257-2532

Team History

All-Time Record 889-504 (39 Years)
 First Year 1977
 NCAA Appearances 19
 (1983, 87, 88, 90, 92, 93, 2005, 06, 07, 08,
 09, 10, 11, 12, 13, 14, 15, 16, 17)
 Memorial Col. Record 425-158 (39 Yrs.)

2017 In Review

Record 29-4
 2016 Final National Ranking 6
 2016 Postseason Elite Eight
 Starters Returning/Lost 3/3
 Letterwinners Returning/Lost 10/5
 Newcomers 5

UK Media Relations

Media Contacts Grant Gearheart
 Deb Moore
 Phone 859-257-3520
 859-257-3838
 E-Mail Grant.Gearheart@uky.edu
 Deb.Moore@uky.edu
 Website UKathletics.com
 Address Joe Craft Center
 338 Lexington Avenue

KENTUCKY®

VOLLEYBALL

2018 UK VOLLEYBALL ROSTER

ALPHABETICAL ROSTER

No.	Name	Pos.	Ht.	Class	Hometown/High School
10	Caitlyn Cooper	OH	6-0	Jr.	Missouri City, Texas/Ridge Point
12	Gabby Curry	L	5-8	So.	Buford, Ga./Buford
13	Leah Edmond	OH	6-2	Jr.	Lexington, Ky./Dunbar
16	Gabby Goddard	MB	6-3	Fr.	Lexington, Mass/Lexington
19	Merideth Jewell	OH	6-0	Sr.	Louisville, Ky./Mercy
3	Madison Lilley	S	5-11	So.	Overland Park, Kan./Blue Valley West
15	Brooke Morgan	MB	6-5	Sr.	Dike, Iowa/New Hartford
1	Anna Nyberg	OH	6-2	Sr.	Tomahawk, Wis./Tomahawk
6	Kendyl Paris	MB	6-3	So.	Hilliard, Ohio/Hillard Davidson
8	Cameron Schitzach	S	5-9	Fr.	Orlando, Fla./Bishop Moore
9	Kylie Schmaltz	DS	5-8	Jr.	Verona, Wis./Verona
4	Avery Skinner	OH	6-1	So.	Katy, Texas/HCVA
17	Alli Stumler	OH	6-1	Fr.	Floyds Knobs, Ind./Christian Academy of Indiana
5	Lauren Tharp	DS	5-6	Fr.	Louisville, Ky./Mercy
2	McKenzie Watson	DS	5-5	Sr.	Louisville, Ky./Assumption

NUMERICAL ROSTER

No.	Name	Pos.	Ht.	Class	Hometown/High School
1	Anna Nyberg	OH	6-2	Sr.	Tomahawk, Wis./Tomahawk
2	McKenzie Watson	DS	5-5	Sr.	Louisville, Ky./Assumption
3	Madison Lilley	S	5-11	So.	Overland Park, Kan./Blue Valley West
4	Avery Skinner	OH	6-1	So.	Katy, Texas/HCVA
5	Lauren Tharp	DS	5-6	Fr.	Louisville, Ky./Mercy
6	Kendyl Paris	MB	6-3	So.	Hilliard, Ohio/Hillard Davidson
8	Cameron Schitzach	S	5-9	Fr.	Orlando, Fla./Bishop Moore
9	Kylie Schmaltz	DS	5-8	Jr.	Verona, Wis./Verona
10	Caitlyn Cooper	OH	5-11	Jr.	Missouri City, Texas/Ridge Point
12	Gabby Curry	L	5-8	So.	Buford, Ga./Buford
13	Leah Edmond	OH	6-2	Jr.	Lexington, Ky./Dunbar
15	Brooke Morgan	MB	6-5	Sr.	Dike, Iowa/New Hartford
16	Gabby Goddard	MB	6-3	Fr.	Lexington, Mass/Lexington
17	Alli Stumler	OH	6-1	Fr.	Floyds Knobs, Ind./Christian Academy of Indiana
19	Merideth Jewell	OH	6-0	Sr.	Louisville, Ky./Mercy

POSITION BREAKDOWNS

By Class

Freshmen - 4

Gabby Goddard, Cameron Scheitzach, Alli Stumler, Lauren Tharp

Sophomores - 4

Gabby Curry, Madison Lilley, Kendyl Paris, Avery Skinner

Juniors - 3

Caitlyn Cooper, Leah Edmond, Kylie Schmaltz

Seniors - 4

Merideth Jewell, Brooke Morgan, Anna Nyberg, McKenzie Watson

By Position

Defensive Specialists - 4

Gabby Curry, Kylie Schmaltz, Lauren Tharp, McKenzie Watson

Setters - 2

Madison Lilley, Cameron Scheitzach

Outside Hitters - 6

Caitlyn Cooper, Leah Edmond, Merideth Jewell, Anna Nyberg, Avery Skinner, Alli Stumler

Middle Blockers - 3

Gabby Goddard, Brooke Morgan, Kendyl Paris

KENTUCKY®

VOLLEYBALL

CAITLYN COOPER • #16

JUNIOR • 5-11 • OUTSIDE HITTER



SOPHOMORE (IOWA WESTERN): NJCAA

First-Team All-America ... Played in 41 matches and led team in kills with 516 ... Had 360 digs and 87 blocks.

FRESHMAN (IOWA WESTERN): NJCAA

First-Team All-America ... Played in 42 matches and registered 550 kills, good for third in the nation ... First team All-Region XI ... Led team in digs at 438 ... Had 99 blocks.

HIGH SCHOOL: Played for Ridge Point high school and AVA club ... First team Under Armour All-America ... Ranked 29th on PrepVolleyball's Senior Aces ... Charted 1,100 career kills in high school.

KENTUCKY[®]

VOLLEYBALL

GABBY CURRY • #12

SOPHOMORE • 5'8 • DEFENSIVE SPECIALIST



FRESHMAN (2017)

Appeared in all 33 matches for the Wildcats ... Started the first nine matches of the season as the libero ... Became fifth player in 25-point rally scoring era to record a 25+ dig match in UK's win over Northern Iowa (9/2) with 25 ... Recorded 10 or more digs in each of the first six matches ... Had 10 matches with 10 or more digs ... Produced an SEC high 15 digs in win over Auburn (10/8) ... Did not commit a reception error in 21 matches ... Averaged 2.35 digs per set, the second best on the team with a total of 275 ... Three-set high of 18 digs came at home against Cincinnati ... Had 17 aces on the season, and recorded three at Missouri (9/20) and at Mississippi State (10/1).

HIGH SCHOOL:

Competed at A5 and Buford High School ... An Under Armour All-American ... Two-time Georgia Gatorade Player of the Year ... Won two Georgia state championships and two Georgia Player of the Year awards ... Three-time Georgia all-state team member ... Named all-area and all-county during all four years of high school ... Member of the Beta Club and National Honor Society.

CURRY'S CAREER STATS

Season	GP-MP	K	K/G	E	TA	Pct	A	A/G	SA	SE	DIG	D/G	BS	BA	TB	B/G	Points	Pts/G
2017	117-33	2	0.02	0	9	.222	37	0.32	17	39	275	2.35	0	0	0	0	19	0.16
TOTAL	117-33	2	0.02	0	9	.222	37	0.32	17	39	275	2.35	0	0	0	0	19	0.16

KENTUCKY®

VOLLEYBALL

LEAH EDMOND • #13

JUNIOR • 6-2 • OUTSIDE HITTER



SOPHOMORE (2017):

AVCA First Team All-America and first UK player to earn first team honors since 1983 ... AVCA All-Southeast Region and Southeast Region Player of the Year ... First team All-SEC ... NCAA Regional All-Tournament team member ... Won six SEC Offensive Player of the Week awards and Two SEC Player of the Week awards ... Took home ESPNW's National Player of the Week honor once ... Bluegrass Battle Tournament MVP and All-Tournament team ... Bluejay Invitational All-Tournament team member ... Set the rally-scoring era record for kills in a season with 539 ... Broke the rally-scoring record for points with 614.5 ... Registered double-digit kills in 20 matches and had 20 or more in 11 matches ... Had season-high 26 kills at Marquette (9/10) with a .451 attacking percentage on 51 swings ... SEC-best kills total was 25 against Auburn (10/8) with a .438 attacking clip ... Averaged 4.53 kills per set, good for second in the SEC and 14th in the nation ... Thirteenth in nation in points per set at 5.16 ... Had team best 40 service aces ... Had 239 digs, third most on the team and averaged 2.01 digs per set ... Produced 65 blocks with five solo stuffs ... Had .310 attacking percentage ... Won first SEC

Offensive Player of the Week award after 18 kills and eight digs at Missouri (9/20) and 10 kills and eight digs against LSU (9/24) ... Took home SEC Player and Offensive Player of the Week after 11 kills and season-best 17 digs against Alabama (10/6) and 25 kills against Auburn (10/8) ... Won back-to-back SEC Player and Offensive Player of the Week awards with 13 kills against Texas A&M (10/11) and 18 kills, nine digs, one block and one ace in win over No. 1 Florida (10/15) on the road ... SEC Offensive Player of the Week after 19 kills and one ace against Tennessee (10/22) ... SEC Co-Offensive Player of the Week with 21 kills at Alabama (11/8) and 20 terminations and nine digs at Auburn (11/12) ... Won SEC Offensive Player of the Week with 21 kills and 11 scoops in SEC-clinching match at Georgia (11/17) ... Recorded 74 kills in NCAA Tournament with 22 in five set win over WKU (12/2) ... Had 20 or more kills in three of four NCAA Tournament matches ... Recorded four service aces in postseason play.

FRESHMAN (2016):

AVCA Third-Team All-America, becoming the 11th player in program history to earn first, second or third team accolades ... AVCA All-Region Freshman of the Year ... AVCA All-Southeastern Region ... SEC Freshman of the Year ... All-SEC Team ... SEC All-Freshman Team ... Eight-time SEC Freshman of the Week and two-time SEC Player of the Week ... Started every match and played in all 106 sets ... Second in the SEC and 33rd nationally in kills per set at 4.25 ... Her 4.25 kills per set led the team and was the third-best freshman mark in the nation ... Averaged 4.46 kills per set in SEC play ... Her 450 kills were the second-highest total for a single season during the 25-point rally era ... Accumulated 503.0 points, good for fifth-best in the SEC ... Won four-straight SEC Freshman of the Week awards from Oct. 3-24 ... Recorded a team-high eight double-doubles ... Led UK in kills in 27 matches, digs in one and hitting percentage in one ... Had nine matches with 10 or more digs ... Earned 25 double-digit kills matches, with 11 being 15 or more and five being 20 or more ... Earned SEC Player of the Week for the first time in her career after

CAREER HONORS

AVCA All-America First Team (2017)
 AVCA All-America Third Team (2016)
 AVCA All-Southeast Region (2016, 2017)
 AVCA All-Southeast Region Player of the Year (2017)
 AVCA Southeast Region Freshman of the Year (2016)
 NCAA Regional All-Tournament Team (2017)
 SEC Freshman of the Year (2016)
 All-SEC (2016, 2017)
 SEC All-Freshman Team (2016)
 8x SEC Freshman of the Week
 6x SEC Offensive Player of the Week
 4x SEC Player of the Week

helping take down No. 5 Florida in three sets with 19 kills, then followed up the match with a double-double (13 kills, 11 digs) vs. South Carolina ... Earned second SEC Player of the Week award after a career-high 25 kills in four sets at Texas A&M ... Recorded back-to-back dig totals of 13 and 14 against South Carolina and Missouri ... Also recorded 21 kills at Missouri for a double-double ... Had an 11 match double-digit kill streak from Sept. 10-Oct. 9 and ended the season on a nine match double-digit kill streak ... Did not register less than 10.0 points during any match ... Added 21 services aces ... Recorded 57 blocks, including seven solo stuffs ... Had 11 kills, 10 digs and a career-high five blocks against Saint Louis ... After the season, made the training team for the 2017 FIVB Volleyball Women's U20 World Championship.

HIGH SCHOOL:

Competed for Lexington United and Dunbar High School ... An Under-Armour Second Team All-American and AAU All-American ... 2015 Region Player of the Year ... Ranked No. 7 in PrepVolleyball.com's Senior Aces ... PrepVolleyball.com Third Team All-American ... Earned Volleyball Magazine Fab 50 recognition her senior year ... Two-time All-City selection in 2013 and 2014 ... First Team All-State in 2014 and 2015 ... Named to the All-Region tournament team in 2013 ... Led club team to upset of top-seeded Mizuno Sports Performance 18 Elite at AAU Nationals in 2015.

EDMOND'S CAREER STATS

Season	GP-MP	K	K/G	E	TA	Pct	A	A/G	SA	SE	DIG	D/G	BS	BA	TB	B/G	Points	Pts/G
2016	106-31	450	4.25	163	1108	.259	7	0.07	21	61	203	1.92	7	50	57	0.54	503.0	4.75
2017	119-33	539	4.53	155	1239	.310	17	0.14	40	78	239	2.01	5	60	65	0.55	614	5.16
TOTAL	225-64	989	4.40	318	2347	.286	24	0.11	61	139	442	1.96	12	110	122	0.54	1117	4.96

KENTUCKY[®]

VOLLEYBALL

GABBY GODDARD • #16

FRESHMAN • X-X • MIDDLE BLOCKER



HIGH SCHOOL:

Played for Lexington High School and Smash Volleyball Club ... Region 1 Under Armour All State ... Led conference in hitting percentage and blocks ... Middlesex League All-Star.

KENTUCKY[®]

VOLLEYBALL

MERIDETH JEWELL • #19

SENIOR • 5-11 • OUTSIDE HITTER



2017 (JUNIOR):

Appeared in 27 matches ... Posted a UK best 10 digs against Northern Iowa (9/2) ... Recorded at least one dig in first 16 matches of the season ... Nine digs came vs. USC (9/2) ... Had eight scoops against Utah (8/25) ... Registered two aces at Creighton (9/1) ... Put up one kill against Arkansas State (8/25), Northern Iowa (9/2), USC (9/2) and Georgia (11/17) ... Appeared in every NCAA Tournament match with 10 total digs.

SOPHOMORE (MOREHEAD STATE):

Earned first-team All-Ohio Valley Conference honors ... Named preseason All-OVC ... Earned OVC Defensive Player of the Week once ... Ranked 41st in nation in total kills with 431 ... Was 12th in the nation in total attacks with 1,343 ... Earned double-digit kills in 25 matches ... Had career-high in digs with 22 vs. SIU Edwardsville ... Recorded total career-high 82 attacks against The Citadel.

CAREER HONORS

OVC Freshman of the Year
All -OVC (2015, 2016)

FRESHMAN (MOREHEAD STATE):

Named Ohio Valley Conference Freshman of the Year ... Earned All-OVC honors ... Earned OVC Newcomer of the Week five times ... Ranked 41st in the country with 471 kills (3.99 per set) ... 17th in nation with 1,398 total attacks ... Led Morehead State in digs with 2.46 per set ... Had a career-high 70 attacks against Eastern Illinois.

HIGH SCHOOL:

Played at Mercy Academy and for MidAmerica Volleyball Association Club team ... An Under-Armour All-American ... Named Kentucky Gatorade Player of the Year ... Earned Miss Kentucky Volleyball ... Won a 2014 Kentucky state championship and a 2014 club national championship ... Member of Prep Volleyball's Top 100 Senior Aces ... Kentucky's Region Six Player of the year ... A three-time all-region choice ... Member of the 2014 USAV HP Women's Junior National A2 team and was an A1 team alternate.

KENTUCKY®

VOLLEYBALL

MADISON LILLEY • #3

SOPHOMORE • 5-11 • SETTER



Recorded 20 matches with 40 or more assists ... Produced 11 matches with 11 or more digs ... Helped team hit .302 in the NCAA Tournament with 209 assists ... Had 50 or more assists in three postseason matches, including 63 against BYU (12/8) ... Added 12 digs against BYU for a double-double ... Won SEC Player and Setter of the Week after 65 or more assists against Marquette (9/10), becoming one of three players to have 65+ helpers in a match ... Added 65 against Northern Iowa and is the only player in the 25-point rally scoring era to have multiple 65+ assist matches ... Won SEC Player of the Week after 52 helpers and 12 digs at Missouri (9/20) and 39 assists against LSU (9/16) ... Won SEC Co-Setter of the Week after 35 assists in three sets at Mississippi State (10/1) ... Took home third straight SEC Setter of the Week after combined 104 assists against Alabama (10/6) and Auburn (10/8) ... Helped take down No. 1 Florida (10/15) with 52 helpers and 10 digs to earn her SEC Co-Setter of the Week ... Won SEC Player of the Week after 48 assists, six digs and two kills in three sets against Tennessee (10/22), setting three-set 25 point rally scoring era individual record ... Took home SEC Setter of the Week after 43 assists and eight digs in three sets against Auburn (11/12) ... Registered five kills against Georgia (11/17) along with 38 kills helping her garner another SEC Setter of the Week award ... Won SEC Setter of the Week honor after 36 assists helped UK clinch SEC Championship at Georgia (11/24).

2017 (FRESHMAN):

AVCA Second Team All-America ... AVCA All-Southeast Region ... AVCA Southeast Region Freshman of the Year ... SEC Freshman of the Year ... All-SEC ... SEC All-Freshman Team ... Bluejay Invitational All-Tournament Team ... Nine-time SEC Setter of the Week ... Three-time SEC Player of the Week ... Third in the nation and first in the SEC in assists per set at 12.14 ... Best freshman setter in the country in assists per set ... Totaled 1,445 assists, the second best single season in Kentucky's 25-point rally scoring era ... Added 27 aces, the second highest on the team ... Averaged 1.99 digs per set with a total of 237 ... Had 71 total blocks, the third highest on the squad ... Added 69 kills ... Had a team-high 11 double-doubles ...

HIGH SCHOOL:

Played for Blue Valley West High School and KC Power ... Won the Andi Collins Award from PrepVolleyball, which is awarded to the best high school setter in the nation ... No. 4 Senior Ace by PrepVol-

CAREER HONORS

AVCA Second Team All-America (2017)
 AVCA All-Southeast Region (2017)
 AVCA Southeast Freshman of the Year (2017)
 SEC Freshman of the Year (2017)
 All-SEC (2017)
 SEC All-Freshman Team (2017)
 Bluejay Tournament All-Tournament Team (2017)
 Nine-time SEC Setter of the Week (2017)
 Three-time SEC Player of the Week (2017)

leyball ... Under-Armour All-American ... National Junior Player of the Year ... Two-time Kansas 6A state champion ... Kansas Gatorade Player of the Year ... Won a 2015 state championship and 2017 club national championship ... Four-time member of the USA Volleyball All-Tournament Team and won MVP at Nationals.

LILLEY'S CAREER STATS

Season	GP-MP	K	K/G	E	TA	Pct	A	A/G	SA	SE	DIG	D/G	BS	BA	TB	B/G	Points	Pts/G
2017	119-33	69	0.58	14	155	.355	1445	12.14	27	32	237	1.99	6	65	71	.60	134.5	1.13
TOTAL	119-33	69	0.58	14	155	.355	1445	12.14	27	32	237	1.99	6	65	71	.60	134.5	1.13

KENTUCKY®

VOLLEYBALL

BROOKE MORGAN • #15

SENIOR • 6-5 • MIDDLE BLOCKER



age three times and in blocks twice ... Hit double-digit kill matches against Marquette, Mississippi State, at South Carolina and Texas A&M ... Hit .643, a season high, vs. Creighton while recording nine kills ... Charted nine terminations against rival Louisville ... Recorded at least three blocks in 10 straight matches ... Tied a career-high in blocks in win at Florida in just three sets ... Picked up five blocks at Mississippi State, also added six kills ... Charted career best four digs at South Carolina, also added 10 kills.

2015 (FRESHMAN):

SEC All-Freshman Team ... Three-time SEC Freshman of the Week (9/28, 10/12, 10/26) ... Played in 92 sets over 27 matches including 15 starts ... Logged 195 kills, 69 blocks, 23 digs and an assist ... Her 195 kills were good for fourth on the team ... Notched eight or more kills in 14 matches, double-figure kills in six matches ... Led the team in kills in three matches ... Posted a season-best 13 kills on .500 hitting in Kentucky's upset of Florida (9/27) ... Matched the career mark against Auburn (11/27) while adding five blocks ... Hit a season-best .700 at Alabama (10/23) with seven kills and three blocks ... Earned first ever SEC Freshman of the Week award after the opening weekend of SEC play, combining for 20 kills, three digs and two blocks against South Carolina (9/25) and Florida (9/27) ... Second SEC Freshman of the Week award followed nine kills on .353 hitting and four blocks in Kentucky's 3-0 sweep of Arkansas (10/7) ... Third weekly freshman honor came following a .520 hitting performance for 15 kills and nine blocks in two sweeps on the road against Alabama (10/23) and Ole Miss (10/25) ... Recorded five or more blocks in four matches ... Posted two career-best, six block matches, both in three set matches - first against Illinois (9/11) before

CAREER HONORS

SEC All-Freshman Team (2015)
SEC Freshman of the Week (9/28/15)
SEC Freshman of the Week (10/12/15)
SEC Freshman of the Week (10/26/15)

matching it at Ole Miss (10/25) ... Played a critical role in the win over Alabama (10/4) with 12 kills on .450 hitting and three blocks ... Had eight kills on .333 hitting in NCAA postseason debut against American (12/4).

HIGH SCHOOL:

Hails from Dike, Iowa, and was considered the No. 12 player in her class by PrepVolleyball.com ... Named to the 2014 Volleyball Magazine Fab 50 ... A 6-5 middle blocker and a four-time state champion ... Twice tabbed an All-State selection ... An all-around athlete, she also garnered all-conference accolades as a standout basketball player and track athlete ... Played club volleyball with Nike Six-Pack and led her team to the 2012 under-16 national championship at the USAV Junior National Championship alongside former teammate Kaz Brown... A two-time Academic Excellence Award winner.

2017 (JUNIOR):

Started six matches and appeared in 22 ... Matched season high with 12 kills on .579 attacking clip in NCAA Tournament win over BYU (12/8) ... Had 24 kills in NCAA Tournament ... Registered 98 total kills ... Logged 40 total blocks in 2017 ... Added 19 digs ... Hit .306 ... Also had 12 kills against Northern Iowa (9/2) ... Tied a career high with six blocks against Louisville (9/15) along with four kills

2016 (SOPHOMORE):

Played in 91 sets over 27 matches, starting 25 ... Logged 146 kills, 73 blocks, and 22 digs during her sophomore season ... Her 146 kills were good for fifth on the team, averaging 1.60 kills per set ... Notched seven matches with eight or more kills and four matches with 10 or more kills ... Led team in hitting percent-

MORGAN'S CAREER STATS

Season	GP-MP	K	K/G	E	TA	Pct	A	A/G	SA	SE	DIG	D/G	BS	BA	TB	B/G	Points	Pts/G
2015	92-27	195	2.12	64	438	.299	1	0.01	0	0	23	0.25	4	65	69	0.75	231.5	2.51
2016	91-27	146	1.60	75	402	.177	3	0.03	0	0	22	0.24	0	73	73	0.80	182.5	2.00
2017	63-22	98	1.56	32	216	.306	0	0	0	0	19	0.30	4	36	40	0.63	120	1.90
TOTAL	246-76	439	1.78	171	1056	.254	4	0.02	0	0	64	0.26	8	174	182	0.74	534	2.17

KENTUCKY®

VOLLEYBALL

ANNA NYBERG • #1

SENIOR • 6-2 • OUTSIDE HITTER



2016 (SOPHOMORE):

Appeared in 15 sets over the course of 12 matches ... Posted nine kills, seven digs and three blocks ... Recorded two kills and two digs against USC ... Earned two kills and a block against Saint Louis ... Registered a kill against Washington State, Marquette, Georgia, Tennessee and at Alabama ... Had a season-high four digs vs Washington State.

2015 (FRESHMAN):

Saw action in 32 sets in 11 matches, starting in seven ... Responsible for 47 kills, 26 digs, seven blocks, two aces and two assists in her freshman season ... Set a career-high with 12 kills at Northern Iowa (9/4) ... Had five or more kills in five matches ... Had a career-high hitting percentage (minimum 10 attempts) against Creighton, hitting 8 of 18 for a .444 clip ... Had five or more digs in four matches, including a career-best six against Wichita State (9/11) ... Had two aces at Xavier (9/18) ... Provided 21 kills and 12 digs in a big weekend at the Shocker Volleyball Classic (9/11-12) ... Recorded five kills and five digs in second career match against Ohio (9/1).

HIGH SCHOOL:

Came to Lexington after four years competing for Tomahawk High School ... On the varsity squad all four seasons ... Is the school record holder after eclipsing the 2,000 career kill mark as a senior ... Helped the Hatchets advance to the Division 2 Final Four in three seasons, including championship match appearances in 2011 and 2014 ... Ranked No. 68 in Prep Volleyball's "Senior Aces" ... Earned All-State First Team honors in 2014 ... Was named the GNC Player of the Year as a senior and was a unanimous selection to the GNC All-Conference First Team ... Earned Channel 12 Volleyball Player of the Year accolades in 2013.

2017 (JUNIOR):

Appeared in seven matches and 13 sets ... Recorded a career-best seven kills against Cincinnati (8/26) ... Had five kills against Mississippi State (10/1) and Loyola (Chicago) (9/9) ... Hit .556 in the Loyola (Chicago) match and added four blocks... Registered at least one termination in every match she appeared.

NYBERG'S CAREER STATS

Season	GP-MP	K	K/G	E	TA	Pct	A	A/G	SA	SE	DIG	D/G	BS	BA	TB	B/G	Points	Pts/G
2015	32-11	47	1.47	22	172	.145	2	0.06	2	11	26	0.81	1	6	7	0.22	53.0	1.66
2016	15-12	9	0.60	10	39	-.026	0	0.00	0	1	7	0.47	0	3	3	0.20	10.5	0.67
2017	13-7	26	2	7	52	.365	0	0	1	1	2	0.15	0	3	3	0.23	28.5	2.15
TOTAL	60-30	82	1.34	39	263	0.163	2	0.03	3	13	35	0.58	1	12	13	0.22	92	1.50

KENTUCKY

VOLLEYBALL

KENDYL PARIS. #6

SOPHOMORE • 6-3 • HILLARD, OHIO



2017 (FRESHMAN):

Appeared in four matches and five sets ... Registered her first career kill and block against Loyola (Chicago) (9/9) ... Produced a kill against Mississippi State (10/1) and Georgia (11/17).

HIGH SCHOOL:

Played for Hilliard Davidson High School and Mintonette Sports Volleyball Club ... No. 81 Senior Ace by PrepVolleyball ... Three-time member of the JVA All-National Team ... Member of the All-Tournament team for USA Junior Nationals in 2015 ... USAV Junior Nationals Runner-up in 2016 ... First team All-Ohio in 2016... Ohio Capital Conference Player of the Year.

PARIS' CAREER STATS

Season	GP-MP	K	K/G	E	TA	Pct	A	A/G	SA	SE	DIG	D/G	BS	BA	TB	B/G	Points	Pts/G
2016	5-4	3	0.6	0	6	.500	0	0	1	2	0	0.00	0	1	1	0.2	4.5	0.8
TOTAL	5-4	3	0.6	0	6	.500	0	0	1	2	0	0.00	0	1	1	0.2	4.5	0.8

KENTUCKY[®]

VOLLEYBALL

CAMERON SCHEITZACH • #8

FRESHMAN • 5-9 • SETTER



HIGH SCHOOL:

Played for Bishop Moore High School and OTVA 18 South Club ... Won a Florida 6A state championship in 2015 and 2016 ... 2017 Spectrum Athlete of the Year ... Team captain... National Honor Society member.

KENTUCKY[®]

VOLLEYBALL

KYLIE SCHMALTZ • #9

JUNIOR • 5-8 • DEFENSIVE SPECIALIST



2017 (SOPHOMORE):

Appeared in nine matches and 13 sets ... Had a career-high five digs against Cincinnati (8/26) ... Recorded a dig against Loyola (Chicago) (9/9) ... Played in four SEC matches.

2016 (FRESHMAN):

Appeared in 10 sets over seven matches ... Earned her first career dig at Alabama, recording two, a career best ... Posted a scoop at Ole Miss ... Averaged 0.30 digs per set.

HIGH SCHOOL:

After years of playing hockey, switched to volleyball where she played for Verona High School ... Played club for the Milwaukee Sting alongside current Wildcat Anna Nyberg Third Team All-State ... Named First Team All-Conference in 2013-15 ... Led her team in kills and was second in digs as an outside hitter her senior season ... Led her team to sectional championship in 2015 and regional championships in 2014-15 ... Upset tournament favorite Burlington in senior season with a 20-kill, 14-dig and two-ace performance on .415 hitting ... Also reached the state meet with Verona in track all four years of high school as a member of the school-record 4x100 and 4x200 meter teams ... Brothers Nick and Jordan Schmaltz were both successful collegiate hockey players and drafted by NHL franchises.

SCHMALTZ'S CAREER STATS

Season	GP-MP	K	K/G	E	TA	Pct	A	A/G	SA	SE	DIG	D/G	BS	BA	TB	B/G	Points	Pts/G
2016	10-7	0	0.00	0	0	.000	0	0.00	0	3	3	0.30	0	0	0	0	0	0.00
2017	13-9	0	0	1	1	-1.000	0	0	0	3	6	0.46	0	0	0	0	0	0.00
TOTAL	10-7	0	0.00	0	0	.000	0	0.00	0	3	3	0.30	0	0	0	0	0	0.00

KENTUCKY®

VOLLEYBALL

AVERY SKINNER #4

SOPHOMORE • 6-1 • OUTSIDE HITTER



2017 (FRESHMAN):

SEC All-Freshman Team member ... Recorded 362 kills and 3.32 kills per set, the second best on the team ... Added 38 blocks and 38 digs ... Had 24 matches with 10 or more kills ... Finished the season with 10 or more kills in last 10 matches ... Had 58 kills in NCAA Tournament, including 20 in five set win over BYU (12/8) ... Had 14 kills in first and second rounds against East Tennessee State (12/1) and Western Kentucky (12/2) ... Posted 19 kills twice, against Northern Iowa (9/2) and Alabama (10/6) ... Recorded eight matches with 15 kills or more ... Posted 16 kills at Alabama (11/8) ... Had 10 terminations in 13 SEC matches ... Produced 15 kills against South Carolina (11/5) with three digs ... Posted season best four digs with 10 kills against Ole Miss (11/19).

HIGH SCHOOL:

Competed for Houston Skyline Volleyball Club and HCVA High School ... Played for same club team as current Wildcat Ashley Dusek ... An Under-Armour All-American ... Texas State Champion in 2015 and 2016 ... Rated as the No. 32 Senior Ace by Pre-pVolleyball ... Team USA A1 member ... Set a club record for most kills in one season at 780.

SKINNER'S CAREER STATS

Season	GP-MP	K	K/G	E	TA	Pct	A	A/G	SA	SE	DIG	D/G	BS	BA	TB	B/G	Points	Pts/G
2017	109-32	362	3.32	149	863	.247	2	0.02	0	0	38	0.35	4	34	38	0.35	383	3.51
TOTAL	109-32	362	3.32	149	863	.247	2	0.02	0	0	38	0.35	4	34	38	0.35	383	3.51

KENTUCKY[®]

VOLLEYBALL

ALLI STUMLER #17

FRESHMAN • 6-1 • OUTSIDE HITTER



HIGH SCHOOL:

Competed at Christian Academy of Indiana and Union Club ... Second-Team Under Armour All-America ... Four-Time Indiana All-State selection ... Set state single-match kills record during a state championship match ... Led Indiana in kills in 2017 ... PrepVolleyball's No. 38 Senior Ace ... Won a 2015 Indiana state championship ... Two-time club national runner-up ... National Honor Society member.

KENTUCKY®

VOLLEYBALL

LAUREN THARP #5

FRESHMAN • 5-6 • DEFENSIVE SPECIALIST



HIGH SCHOOL:

Competed at Mercy Academy and MAVA Club team ... Third-team Under Armour All-American ... Won a state and national championship at Mercy High School in 2014 ... Kentucky state runner up in 2017 ... Member of the 2017 all-tournament team ... All-Region in 2015, 2016 and 2017 ... National Honor Society member ... Business Honor Society member.

KENTUCKY®

VOLLEYBALL

MCKENZIE WATSON • #2

SENIOR • 5-5 • DEFENSIVE SPECIALIST



2016 (SOPHOMORE):

Appeared in all 106 sets during 2016, starting both NCAA Tournament matches ... Averaged 1.98 digs per set with 210 total scoops ... After earning her first start, led the team in digs with a career-high 21 in the NCAA Tournament win over Colorado State ... Also had two aces in the win over the Rams ... Hit double-digit digs in five matches ... Recorded 14 digs in match at Missouri ... Charted 10 digs in back-to-back matches against Northern Iowa and Marquette ... Led the team in aces with 25 ... Had a career-high four aces against Virginia ... Committed just nine reception errors on 324 attempts, good for a .972 reception percentage ... Added 19 assists.

HIGH SCHOOL:

A libero from Louisville who attended Assumption High School, the alma mater of former UK greats Jackie Napper and Stephanie Klefot ... Watson and Assumption were crowned state champions in 2013 ... Coming off an impressive senior season, where she earned District All-Tournament Team and 7th-Region All-Tournament Team honors ... Named an AAU All-American in 2012 and helped her club team to a national title in 2010 and a third-place finish at Nationals in 2011 and 2012.

2015 (FRESHMAN):

Played in all but two matches for a total of 106 sets with eight starts ... Recorded 215 digs for an average of 2.03 digs per set as a three-rotation defensive specialist in her freshman campaign ... Added 31 assists, 14 service aces and three kills ... Recorded 10 or more digs in six matches, including a season-high 18 against Auburn (11/27) ... Had a season-best three aces in UK's upset of No. 5 Florida (9/27) ... Had five digs in collegiate debut against Michigan State (8/28) ... Made NCAA Tournament debut with six digs in the loss to American (12/4) ... Had 13 reception errors on 380 attempts, good for a .966 reception percentage.

2017 (JUNIOR):

Appeared in all 33 matches ... Member of the Bluegrass Battle All-Tournament team ... Produced 30 digs in the NCAA Tournament, including 12 against BYU (12/8) ... Recorded five matches with double-digit digs ... Had a season-high 13 digs against Northern Iowa (9/2) ... Had 10 scoops in back-to-back matches against Utah (8/25) and Cincinnati (8/26) in the Bluegrass Battle ... Posted 12 scoops against Louisville (9/15) in three sets ... Had at least one dig in every match.

WATSON'S CAREER STATS

Season	GP-MP	K	K/G	E	TA	Pct	A	A/G	SA	SE	DIG	D/G	BS	BA	TB	B/G	Points	Pts/G
2015	106-29	3	0.03	1	6	.333	31	0.29	14	23	215	2.03	0	0	0	0.00	17.0	0.16
2016	106-31	0	0.00	1	5	-.200	19	0.18	25	26	210	1.98	0	0	0	0.00	25.0	0.24
2017	118-33	1	0.01	0	3	.333	22	0.19	14	24	208	1.76	0	1	1	0.01	15.5	0.13
TOTAL	330-93	4	0.01	2	14	.143	72	0.22	53	73	633	1.92	0	1	1	0	57.5	0.17

KENTUCKY®

VOLLEYBALL

CRAIG SKINNER

HEAD COACH • 14TH SEASON



Since being tabbed Kentucky's head coach in December 2004, Craig Skinner has rejuvenated the Kentucky volleyball program into national prominence en route to becoming the program's all-time winningest head coach. Skinner has directed the Wildcats to 13 consecutive NCAA Tournaments - a feat only nine other

schools in the nation have achieved. That run includes three Sweet Sixteen appearances since 2009. Furthermore, the Wildcats have captured 17 or more victories in all 13 seasons under Skinner's direction, including tallying 20 or more wins in nine of the last 11 seasons.

In 2014, a 3-0 victory over Georgia Southern gave Skinner his 211th win as the head coach of the Wildcats to become the school's all-time leader in career wins. Now with an all-time record of 302-113, he passed former coach Kathy DeBoer who capped her career with 209-92.

Skinner became the fastest coach in school allure to total 100 career victories in just his fifth season, and is the only coach in program history to advance to postseason play in each season at the helm. In 2012, Skinner notched his 100th career Southeastern Conference victory.

Skinner has produced 13 All-America first, second or third team distinctions, while UK has hauled in 46 All-Southeastern Conference honors in his 13 seasons - including the 2008 SEC Player of the Year, 2006, 2016 and 2017 SEC Freshman of the Year, 2010, 2011, 2012, 2014, 2015, 2016 and 2017 SEC Libero of the Year and the 2005 SEC Defensive Player of the Year.

The Wildcats have enjoyed unprecedented success which has included a school-record run of 47 consecutive weeks ranked in the top 25 of the American Volleyball Coaches Association poll, record-breaking attendance marks and an eight-time host of NCAA Tournament play including serving as one of four host sites for the 2017, 2015, 2013 and 2011 NCAA Regionals.

Prior to Skinner's arrival, the Kentucky volleyball program had not experienced a winning season in the previous five years and had not made an NCAA Tournament appearance since the 1993 season.

In just one season in the Bluegrass, Skinner led the Wildcats to a 17-12 record and their first appearance in the NCAA Tournament since 1993. For the team's accomplishments and quick turnaround, Skinner was named the 2005 SEC Coach of the Year.

In 2006, Kentucky posted a 19-12 record - its most wins since the 1993 campaign - and advanced to the second round of the NCAA Tournament after toppling No. 20 Ohio in the opening round. The Wildcats took perennial power Florida to five sets for the first time since 1988 and knocked off No. 18 Tennessee in Lexington. The win over the Lady Vols was significant as it marked the first time UK

knocked off a ranked foe in 66 attempts dating back to Sept. 24, 1993.

Skinner in his third season then achieved something no other UK volleyball coach had ever done - he led his team to a third consecutive NCAA appearance after another improved season. The Wildcats went 22-10 and toppled another ranked opponent in No. 18 LSU on national television in Lexington on its way to a fourth place overall finish in the conference.

The Wildcats emerged as one of the best teams in the nation in 2008 reaching the AVCA national polls for 10 consecutive weeks, including finishing the year with a No. 22 overall ranking. Kentucky posted 26 victories, including a school-record 17 wins in the SEC. Skinner's squad finished second in the league standings, the best finish for the school since 1990. Included in that extraordinary conference run was a five-set upset victory over No. 12 Florida in front of the fifth-largest crowd ever to witness a volleyball match in Memorial Coliseum.

Additionally, the Wildcat program took another big step under Skinner's direction when Lexington was selected as a host site of the 2008 NCAA Tournament First and Second Rounds. The selection solidified Kentucky as a program no longer on the rise - but, as one of the teams others will have to contend with for years to come.

Several Kentucky players achieved impressive honors, including junior Sarah Rumely who was named the 2008 SEC Player of the Year. With the honor she became the first player in UK history to win the award voted on by league coaches. Rumely and senior Queen Nzenwa were All-America honorees and led a record-breaking five UK players on All-SEC ballots.

The 2009 season signified the Wildcats had officially arrived on the national scene. The Blue and White opened the season rated as the No. 21 team in the country and remained in the polls during every week of the season en route to a 29-5 year and the first Sweet Sixteen appearance under Skinner's direction. UK was selected to host the First and Second Rounds of the national tournament for the second consecutive year, and the Wildcats knocked off the tournament's No. 13 seed in Oregon to advance to Regionals. UK soared up the polls and reached as high as No. 7 in the national rankings during the season.

The Wildcats finished second overall in the SEC and claimed the SEC East crown for the first time in program history. For the fifth consecutive season, Skinner led the squad to more victories than the previous year. On Oct. 9, Skinner claimed his 100th

career victory in Lexington with a 3-0 win over Auburn. Kentucky's fifth-year head coach reached the 100-win plateau faster than any other previous coach in the history of the program. In postseason recognition, Kentucky matched its record of five players named to the All-SEC squads with Rumely and junior Sarah Mendoza tabbed to the first-team. Senior BriAnne Sauer would team with the duo to claim a school-best three All-America distinctions. Rumely was a second-team selection, with Mendoza and Sauer named honorable mention honorees.

Although faced with a tough challenge of replacing three All-Americans from the previous season, the 2010 edition of the UK volleyball team continued its impressive streak of NCAA tournament runs. Kentucky capped its season with 17 victories for the sixth consecutive season and advanced to the NCAA Tournament yet again. Sophomore Stephanie Klefot headlined postseason accolades as she became the first player in school history to obtain SEC Libero of the Year honors, while Lauren Rapp earned All-America honorable mention honors.

The 2011 season saw the Wildcats back among the top-rated teams in the nation with UK capping a 28-6 season ranked No. 13 in the country and hosting the NCAA Regionals for the first time in program history. Led by Klefot, a second-team All-America selection, UK ventured on the road to College Station, Texas, and knocked off Dayton and the host-team Texas A&M Aggies to return to Lexington for its second appearance in the Regionals in the last three seasons. Kentucky went toe-to-toe with the tournament's No. 1 overall seed in Texas before the largest crowd in the Skinner era in Memorial Coliseum.

Klefot repeated as the SEC Libero of the Year and set a new-single season UK record with more than 600 digs. She also helped match a program-record with three All-America selections joined by junior Christine Hartmann and sophomore Whitney Billings. Billings became the youngest player under Skinner's direction to earn All-America status. Kentucky also matched a program-record with five All-SEC selections for the third time in four seasons in addition to 17 victories in the grueling SEC. For his efforts, Skinner earned AVCA All-South Region Coach of the Year accolades for the first time in his career.

UK continued its run of success stories in 2012 as the Wildcats claimed a 22-11 overall record and advanced to its third Sweet 16 in the last four seasons. The Wildcats knocked off No. 14 Ohio State in Lexington after having been picked to host a por-

SKINNER'S RECORD AT KENTUCKY

Year	Record	SEC Record	Accomplishments
2005	17-12	10-6	NCAA First Round
2006	19-12	11-9	NCAA Second Round
2007	22-10	13-7	NCAA First Round
2008	26-6	17-3	NCAA First Round
2009	29-5	17-3	NCAA Regionals
2010	17-14	11-9	NCAA First Round
2011	28-5	17-3	NCAA Regionals
2012	22-11	14-6	NCAA Regionals
2013	22-9	13-5	NCAA Second Round
2014	27-6	16-4	NCAA Second Round
2015	21-10	14-4	NCAA First Round
2016	23-8	15-3	NCAA Second Round
2017	29-4	17-1	NCAA Regional Final
13 Years	302-113	184-63	13 NCAA Tournaments

KENTUCKY[®]

VOLLEYBALL

tion of the NCAA Tournament in four of the last five seasons en route to another Regional appearance.

Led by three-time SEC Libero of the Year in Stephanie Klefot the Wildcats again had three players selected as All-Americans. Junior Whitney Billings was a second-team selection and joined Klefot and Hartmann (honorable mention selections) as the only trio of teammates to earn consecutive All-America honors in program history. Senior Ashley Frazier was a Senior CLASS award All-America selection honoring excellence achieved both on and off the court.

For the fifth time under Skinner's direction, the Kentucky volleyball program capped the season ranked among the top 25 in the nation to end the 2013 season. UK posted a 22-9 record and an unprecedented ninth-consecutive trip to the NCAA Tournament. The Wildcats finished the season ranked No. 20 and Billings became UK's first-ever three-time All-America selection. Senior Alexandra Morgan became the ninth player in Skinner's tenure to earn All-America accolades.

Memorial Coliseum played host to the opening rounds of the NCAA Tournament for the third time in Skinner's tenure and also hosted the Regional rounds. It marked the first time in program history UK hosted the NCAA Tournament in consecutive weeks.

The 2014 season was highlighted by Skinner becoming the all-time career wins leader in program history. Junior Morgan Bergren claimed second-team All-America accolades and senior Jackie Napper earned the program's fifth league award as the top defensive performer when she was tabbed the Libero of the Year. Napper was joined by classmate Lauren O'Conner as honorable mention All-America honorees. The trio all earned All-SEC honors and were joined by sophomore Anni Thomasson.

UK earned a 27-6 overall record, hosted the first and second rounds of the NCAA Tournament and finished the season ranked 17th in the country. The final ranking marked the 33rd consecutive poll UK was tabbed a part of - besting the program and Skinner's record of 31-consecutive polls ranked.

In 2015, Skinner guided the Wildcats to their 11th-consecutive NCAA berth following a second place finish in the SEC. Ashley Dusek continued a lineage of success at the libero position, earning SEC Libero of the Year for the first time, while

marking the fifth time in six years that a Kentucky player had earned the distinction. Dusek, along with Bergren and Kaz Brown, earned both All-SEC and AVCA All-Region nods. Dusek and Bergren became the Wildcats' 26th and 27th AVCA All-America selections, while Bergren became Kentucky volleyball's first ever first-team CoSIDA Academic All-America selection.

In 2016, Skinner took the Cats to the NCAA Tournament once again, and saw four players earn awards for their play after the season. Three players were named to the AVCA All-America team. Leah Edmond found herself on the third team, while Olivia Dailey and Ashley Dusek were honorable mention. Edmond had a spectacular season, as she was named All-SEC, SEC Freshman of the Year, All-Region and Region Freshman of the Year. For the second straight season, Dusek earned the SEC Libero of the Year award, giving UK the award for the sixth time in seven years. The trio of All-Americans were also named All-Region and All-SEC, and were joined by Kaz Brown.

2017 was arguably Skinner's best season to date. Skinner took home Co-SEC Coach of the Year and led the Wildcats to the Elite Eight for the first time in modern program history. UK earned a top-four seed for the time ever after winning a share of the SEC title after an impressive 17-1 record. Two Wildcats - Leah Edmond and Madison Lilley - were named to an All-America team while Edmond earned first team. Madison Lilley won SEC Freshman of the Year, and Kentucky continued its dominance in the SEC Libero of the Year category as Ashley Dusek won her third straight.

In addition to on court success, Skinner has also led an impressive youth movement to Lexington, as first-year players have garnered 23 SEC Freshman Player of the Week awards. Kentucky has won back-to-back SEC Freshman of the Year awards in Lilley and Edmond. UK has since had at least one first-year player earn All-SEC accolades as Rapp, Becky Pavan, Billings, O'Conner, Sara Schwarzwald, Thomasson, Brown, Brooke Morgan, Lilley and Edmond have followed suit.

In addition to Skinner's success at Kentucky, he was selected as the head coach of the 2006 U.S. Junior Women's National Team. Skinner led the team to the gold medal in the 2006 Under-20 NORCECA Championships.

Prior to joining the Wildcats, Skinner spent five

seasons as an assistant at Nebraska under John Cook and was named head assistant coach in 2003. During his tenure, the Huskers put together a 154-11 record and claimed the 2000 NCAA title with a perfect 34-0 record. The Huskers made a return trip to the Final Four in 2001 and advanced to NCAA regional semifinals or finals in every season after. In Skinner's five years, Nebraska compiled a 97-3 record in Big 12 action and four Big 12 Championships.

Skinner served as defensive coordinator at Nebraska and worked primarily with the middle blockers. He coached three women to six All-America honors during his five-year stay, including Melissa Elmer, who received her second All-America honor in 2004. The Huskers led the nation in blocking in four of the past five seasons. A 1993 graduate of Ball State, Skinner was an outside attacker for the Cardinals and helped guide BSU to a 28-11 record and a third-place finish at the 1990 NCAA Championships. He was a team captain his final two seasons. While attending Ball State, Skinner also served on staff at the Asics Munciana Volleyball Club, helping lead the 18-and-under squad to the U.S. Volleyball Association national runner-up finish in 1992.

A native of Muncie, Indiana, Skinner spent three seasons as an assistant coach under Cook at Wisconsin, from 1994-96, aiding the Badgers to a 68-35 record and three postseason appearances, including the 1996 NCAA regional semifinals. Skinner returned to his alma mater in 1999, helping guide the Ball State men to wins over three nationally ranked teams and an 8-4 record at midseason in 2000 before leaving for Nebraska. That team finished the season ranked 13th in the USA Today/AVCA Top 25.

Skinner is married to former Nebraska assistant women's soccer coach Megan Bechtold Skinner. The couple has two daughters, Sophie and Isabel and a son, Eli.

SKINNER'S RECORD VS. ALL OPPONENTS

Opponent	Record	Georgia	22-1	Nebraska	0-3	Texas A&M	8-3
Alabama	17-5	Georgia Southern	1-0	North Carolina	1-1	Toledo	1-0
Albany	2-0	Georgia Tech	2-0	Northern Illinois	1-0	Tulsa	1-0
American	0-1	Houston	1-0	Northern Iowa	4-1	UT Martin	1-0
Arizona	0-1	Illinois	0-2	Northwestern	1-1	Utah	1-0
Arkansas	20-4	Indiana	2-0	Oakland	1-0	VCU	3-0
Arkansas State	1-0	Iowa State	0-1	Ohio	3-1	Villanova	1-0
Arkansas Little Rock	1-0	IUPUI	1-0	Ohio State	2-1	Virginia	1-0
Auburn	20-3	Kansas	0-1	Ole Miss	18-4	Virginia Tech	2-0
Austin Peay	1-0	Kansas State	2-0	Oklahoma	0-1	Washington	0-1
Brown	1-0	Kennesaw State	1-0	Oregon	1-1	Washington State	0-1
Butler	1-0	Liberty	1-0	Penn State	0-1	West Virginia	1-0
BYU	1-0	Lipscomb	4-0	Pepperdine	0-1	Western Carolina	5-0
Cincinnati	2-4	Long Beach State	2-0	Pittsburgh	1-0	Western Kentucky	4-0
Clemson	1-0	Louisville	7-3	Portland	1-0	Western Michigan	0-1
Cleveland State	1-0	Loyola	1-0	Purdue	2-2	Wichita State	1-1
Colorado State	1-0	Loyola Marymount	1-0	Saint Louis	1-0	Wisconsin	0-1
Connecticut	1-0	LSU	17-7	San Diego State	0-1	Wright State	1-1
Creighton	2-2	Marquette	1-1	Siena	1-0	Wyoming	1-0
Dayton	1-0	Maryland	1-1	South Carolina	20-2	Xavier	2-0
Duquesne	2-0	Miami (OH)	1-0	South Florida	1-0		
E. Tennessee State	3-0	Michigan	0-2	Southern Cal	1-3		
Eastern Illinois	1-0	Michigan State	2-1	Southern Illinois	1-0		
Eastern Kentucky	2-0	Minnesota	1-0	St. John's	0-1		
Florida	6-18	Mississippi State	20-1	Syracuse	1-0		
Florida International	1-0	Missouri	5-5	Tennessee	14-9		
Florida State	0-4	Morehead State	5-0	Tennessee State	1-0		
Georgetown	1-0	Murray State	1-0	Texas	0-1		


302-112

KENTUCKY®

VOLLEYBALL

ANDERS NELSON

ASSOCIATE HEAD COACH • SIXTH SEASON



Anders Nelson begins his sixth season at Kentucky in 2018, first as associate head coach, following his hire in February of 2013.

Nelson serves as UK's camp coordinator and he works directly with UK's middle blockers. He was tabbed one of the AVCA's "Top 30 Coaches Under 30" fol-

lowing his second season with the Blue and White.

2017 saw Kentucky advance to the Elite Eight and win the Southeastern Conference after a 29-4 and 17-1 league record. Nelson helped Kaz Brown and Emily Franklin earn All-SEC honors. Brown was her third-straight, while Franklin appeared on the list for the first time. Brown led the team in blocks at 1.24 blocks per frame. Franklin broke the school record for attack percentage at .416.

In 2016, the Wildcats returned to the NCAA Tournament with a mark of 23-8 and 15-3 in the league. Nelson aided Kaz Brown to her second All-SEC and AVCA All-Region nod. Brown averaged 2.58 kills and 1.42 blocks per set during the season. In conference play, Brown's numbers improved to 1.52 blocks per set and 2.94 kills per set.

In 2015, the Wildcats finished at a 21-10 mark, extending their record postseason streak to 11-consecutive years. Nelson aided the team to a league-best opponent hitting percentage, holding SEC foes to just .156 hitting. He also helped Brown to a breakout defensive effort, where she finished third in NCAA Division I for blocks per set, averaging 1.61 per frame en route to her first All-SEC and

AVCA All-Region nods.

The 2014 Wildcats claimed a 27-6 overall record and advanced to a 10th consecutive NCAA Tournament appearance. The Wildcats limited opponents to a .194 hitting percentage for the season while leading the league with 14.25 kills per set. Middle blocker Kaz Brown averaged 1.09 blocks per set and ranked sixth in the league among her position during her freshman campaign.

In 2013, the Wildcats went 22-9 and advanced to their ninth-consecutive NCAA Tournament. Senior middle blocker Alexandra Morgan had a breakout senior campaign earning All-America distinction for the first time in her career and All-Southeastern Conference honors as well. Morgan finished her career ranking first in the 25-point rally scoring era with a career hitting percentage of .355.

Nelson also guided the Wildcat defense to a league-high 2.88 blocks per set within SEC action. Three players ranked in the top 15 for individual blocking, while Morgan and sophomore Sara Schwarzwaldner were both among the top five of league leaders.

Nelson previously spent a year as an assistant at Arkansas and was a volunteer assistant at Kentucky in 2011.

While at Arkansas, the Razorbacks earned a 22-10 overall record which resulted in their first berth in the NCAA Tournament since 2006. Nelson helped guide Arkansas to its highest team hitting percentage in nine seasons, while aiding the recruiting trail as three players ranked in the top-100 by PrepVolleyball.com committed to the program for the 2013 season.

Nelson also served as the camp director for all summer camps in Fayetteville. Attendance rose to its largest numbers in five years under his direction.

Prior to his time at Arkansas, Nelson served

as a volunteer assistant at Kentucky during the 2011 season. The Wildcats advanced to the regional semifinal and finished 28-6 overall en route to capping the year with top-15 national rankings. Nelson worked with Kentucky's middle blockers who averaged 2.56 blocks per set to lead the league and rank in the top 40 nationally.

At the club level, Nelson spent two seasons with the Munciana Volleyball Club. He helped lead the club to the 2011 AAU 18 Open National Championship with a near-perfect record of 66-2. During his tenure with Munciana, he coached three All-America players including Kentucky junior Morgan Bergren who also was tabbed the MVP of the national tournament.

While in the high school coaching ranks, Nelson was an assistant at Muncie Burriss Laboratory High School where the team earned a combined 79-0 record, two state titles and a pair of national runner-up finishes. At Muncie Burriss, Nelson helped coach two Gatorade Players of the Year and nine all-state performers. Nelson was an exceptional player earning American Volleyball Coaches Association All-America second-team honors at Ball State.

A second team All-American, Nelson was also a two-time All-MIVA performer while serving as the team captain for the three seasons. During his senior campaign, he ranked fourth in the nation for total blocks and finished second in the "Off the Block" National Blocker of the Year voting.

Nelson is a 2011 graduate of Ball State University where he graduated summa cum laude with a finance and accounting degree.

CARLY CRAMER

ASSISTANT COACH • FIRST SEASON



Carly Cramer begins her first year as an assistant coach for the Wildcats after spending the last three years as a graduate assistant for Kentucky.

"Carly was been an invaluable part of our staff over the last three years as a graduate assistant," head coach Craig Skinner said after her hiring. "We are

thrilled now that she is entering the coaching side of the game. Her infectious personality, tireless work ethic and passion are traits that have impacted our program since joining us in 2015. These qualities along with her determination to be the best at what she does will translate well onto the court and the recruiting trail. Our players and staff are excited to get

going and get this year off to a great start."

Cramer, a former Purdue standout, will be coordinating recruiting, conducting on court training and will have a hand in all aspects of the program.

"I couldn't be more excited to continue in a program with such a special group of people," Cramer said. "I've gotten to know Kentucky volleyball throughout the last few years as a graduate assistant and I'm thrilled to officially be a part of the family. I appreciate the support from UK Athletics and most importantly I want to thank Mitch Barnhart, Katie Eiserman and Craig Skinner for having confidence in me. I am looking forward to continuing our rise to be the best in the country and I am proud to be a part of the Big Blue Nation."

Cramer helped the 2017 Wildcats to a 29-4 record and a share of the SEC Championship. The Wildcats advanced to the Elite Eight of the NCAA Tournament and were ranked as high as No. 6 in the nation. Four Wildcats – Kaz Brown,

Ashley Dusek, Leah Edmond and Madison Lilley - were named All-Americans. Edmond found herself on the first team, while Lilley made the second team.

In Cramer's first full season at Kentucky, UK advanced to the second round of the NCAA Tournament, taking down Colorado State in the first round. Cramer assisted in the development of three All-Americans and four AVCA All-Region award winners.

At Purdue, Cramer was an Honorable Mention AVCA All-Northeast Region selection as a senior and two-time Honorable Mention All-Big Ten selection. She made the Academic All-Big Ten team four times. As a senior, she ranked fifth in the Big Ten in overall digs per set and fourth in conference play at 4.14.

Cramer is a 2013 graduate of Purdue and has a bachelor of science in food science with a minor in Spanish. She received her Master's in Business Administration from Kentucky in December of 2017.

KENTUCKY®

VOLLEYBALL

2017 TEAM MATCH-BY-MATCH

OVERALL RECORD: 29-4 CONF: 17-1 HOME: 16-2 AWAY: 10-2 NEUTRAL: 3-0

Date	Opponent	SP	K	E	TA	Pct	A	SA	SE	RE	DIG	BS	BA	BE	Total	BHE	Points
Aug 25, 2017	ARKANSAS STATE	3	40	13	88	.307	36	3	5	2	33	2	18	0	11.0	0	54.0
Aug 25, 2017	UTAH	5	58	18	153	.261	51	4	11	8	62	2	18	2	11.0	3	73.0
Aug 26, 2017	CINCINNATI	3	42	16	107	.243	39	5	7	4	44	1	16	2	9.0	1	56.0
Sep 01, 2017	at Creighton	3	45	18	111	.243	44	3	6	5	42	1	4	5	3.0	0	51.0
Sep 02, 2017	vs Northern Iowa	5	72	16	177	.316	71	3	7	0	77	4	14	4	11.0	1	86.0
Sep 02, 2017	vs USC	4	56	20	128	.281	52	8	10	5	47	1	12	3	7.0	0	71.0
Sep 04, 2017	at Kansas	3	39	12	101	.267	37	3	8	4	31	1	4	2	3.0	0	45.0
Sep 09, 2017	vs Loyola Chicago	3	43	3	73	.548	39	7	8	1	30	2	17	0	10.5	1	60.5
Sep 10, 2017	at Marquette	4	81	12	153	.451	75	1	14	7	57	1	18	2	10.0	0	92.0
Sep 15, 2017	LOUISVILLE	3	39	14	97	.258	31	2	8	1	46	0	18	1	9.0	2	50.0
Sep 16, 2017	KSU	4	64	19	139	.324	53	5	7	2	50	2	10	4	7.0	1	76.0
Sep 20, 2017	at MIZ	4	63	21	134	.313	58	5	12	5	49	1	24	0	13.0	0	81.0
Sep 24, 2017	LSU	3	49	6	82	.524	44	9	5	2	32	0	14	2	7.0	1	65.0
Oct 1, 2017	at Mississippi State	3	43	12	91	.341	39	8	9	4	38	1	14	2	8.0	0	59.0
Oct 06, 2017	ALABAMA	4	64	20	158	.278	59	4	10	0	63	1	18	3	10.0	1	78.0
Oct 08, 2017	AUBURN	4	66	14	144	.361	57	1	8	5	69	1	23	4	12.5	1	79.5
Oct 11, 2017	TEXAS A&M	3	43	9	83	.410	40	3	8	0	34	0	14	0	7.0	0	53.0
Oct 15, 2017	at Florida	4	64	22	136	.309	59	2	11	3	49	2	8	0	6.0	0	72.0
Oct 22, 2017	TENNESSEE	3	55	15	130	.308	50	2	11	2	47	2	14	2	9.0	2	66.0
Oct 27, 2017	at LSU	5	58	26	161	.199	53	8	11	4	53	2	24	0	14.0	2	80.0
Oct 29, 2017	at Texas A&M	3	44	11	84	.393	40	2	8	1	30	1	12	1	7.0	0	53.0
Nov 01, 2017	FLORIDA	3	36	18	106	.170	30	2	6	2	36	1	8	3	5.0	0	43.0
Nov 05, 2017	SOUTH CAROLINA	4	57	20	134	.276	51	8	7	1	46	3	14	2	10.0	2	75.0
Nov 08, 2017	at Alabama	4	64	25	145	.269	56	8	12	6	63	1	22	6	12.0	0	84.0
Nov 12, 2017	at Auburn	3	53	7	116	.397	52	3	5	3	58	1	10	1	6.0	0	62.0
Nov 17, 2017	GEORGIA	3	49	8	106	.387	45	3	7	1	35	2	10	3	7.0	1	59.0
Nov 19, 2017	OLE MISS	3	58	11	117	.402	53	3	6	3	48	2	6	3	5.0	1	66.0
Nov 22, 2017	at Arkansas	3	50	9	114	.360	49	4	5	4	54	2	8	3	6.0	0	60.0
Nov 24, 2017	at Georgia	3	47	10	110	.336	41	3	5	3	49	1	8	1	5.0	1	55.0
Dec 01, 2017	ETSU	3	45	13	95	.337	43	2	6	4	32	1	16	2	9.0	0	56.0
Dec 02, 2017	WKU	5	64	18	147	.313	62	6	7	4	60	1	20	3	11.0	1	81.0
Dec 08, 2017	BYU	5	75	23	164	.317	73	5	4	3	72	3	27	2	16.5	0	96.5
Dec 09, 2017	NEBRASKA	4	60	22	151	.252	54	1	12	5	58	3	18	2	12.0	0	73.0

Kentucky	119	1786	501	4035	.318	1636	136	266	104	1594	49	481	70	289.5	22	2211.5
Opponent	119	1469	633	3982	.210	1375	104	201	136	1511	37	340	56	207.0	19	1780.0

TEAM PER GAME	Service aces per set: 1.14	Ball handling errors per set: 0.18
Sets played: 119	Reception errors per set: 0.87	Reception errors per set: 0.87
Kills per set: 15.01	Digs per set: 13.39	Points per set: 18.58
Assists per set: 13.75	Blocks per set: 2.43	

Kills Per Set	S	K	K/S	Points Per Set	S	Pts.	Pts/S	Digs Per Set	S	D	D/S
Leah Edmond	119	539	4.53	Leah Edmond	119	614	5.16	Ashley Dusek	93	405	4.3
Avery Skinner	109	362	3.32	Avery Skinner	109	383	3.51	Gabby Curry	117	275	2.35
Kaz Brown	119	289	2.43	Kaz Brown	119	372	3.13	Leah Edmond	119	239	2.01
Assists Per Set	S	A	A/S	Aces Per Set	S	SA	SA/S				
Madison Lilley	119	145	12.14	Leah Edmond	119	40	0.34				
Ashley Dusek	93	82	0.88	Madison Lilley	119	27	0.23				
				Emily Franklin	118	18	0.15				
Blocks Per Set	S	Total	B/S								
Kaz Brown	119	147	1.24								
Emily Franklin	118	117	0.99								
Madison Lilley	119	71	0.60								

KENTUCKY®

VOLLEYBALL

2017 OPPONENT MATCH-BY-MATCH

Date	Opponent	SP	K	E	TA	Pct	A	SA	SE	RE	DIG	BS	BA	BE	Total	BHE	Points
Aug 25, 2017	ARKANSAS STATE	3	36	25	98	.112	34	2	6	3	33	2	4	5	4.0	0	42.0
Aug 25, 2017	UTAH	5	70	23	162	.290	65	8	16	4	64	1	20	3	11.0	1	89.0
Aug 26, 2017	CINCINNATI	3	35	21	108	.130	35	4	6	5	39	0	14	0	7.0	0	46.0
Sep 01, 2017	at Creighton	3	45	9	102	.353	42	5	5	3	44	1	11	2	6.5	1	56.5
Sep 02, 2017	vs Northern Iowa	5	70	23	181	.260	67	0	5	3	76	1	8	1	5.0	1	75.0
Sep 02, 2017	vs USC	4	44	16	114	.246	40	5	3	8	46	1	10	4	6.0	0	55.0
Sep 04, 2017	at Kansas	3	50	11	100	.390	45	4	8	3	39	0	6	1	3.0	1	57.0
Sep 09, 2017	vs Loyola Chicago	3	21	21	74	.000	20	1	4	7	22	1	0	2	1.0	0	23.0
Sep 10, 2017	at Marquette	4	61	14	136	.346	60	7	3	1	50	0	12	4	6.0	0	74.0
Sep 15, 2017	LOUISVILLE	3	30	20	109	.092	26	1	12	2	39	2	6	1	5.0	2	36.0
Sep 16, 2017	KSU	4	47	20	128	.211	46	2	8	5	53	2	8	1	6.0	2	55.0
Sep 20, 2017	at MIZ	4	40	21	116	.164	37	5	4	5	44	6	10	0	11.0	0	56.0
Sep 24, 2017	LSU	3	37	11	85	.306	32	2	5	9	26	3	2	0	4.0	1	43.0
Oct 1, 2017	at Mississippi State	3	32	17	91	.165	28	4	5	8	33	0	8	0	4.0	0	40.0
Oct 06, 2017	ALABAMA	4	50	23	150	.180	47	0	6	4	67	2	12	1	8.0	1	58.0
Oct 08, 2017	AUBURN	4	56	26	164	.183	52	5	12	1	58	1	12	2	7.0	0	68.0
Oct 11, 2017	TEXAS A&M	3	24	18	80	.075	22	0	9	3	26	1	6	4	4.0	0	28.0
Oct 15, 2017	at Florida	4	46	21	125	.200	44	3	6	2	46	2	16	0	10.0	2	59.0
Oct 22, 2017	TENNESSEE	3	37	16	105	.200	37	2	5	2	51	0	17	4	8.5	1	47.5
Oct 27, 2017	at LSU	5	54	26	145	.193	53	4	2	8	64	0	14	1	7.0	1	65.0
Oct 29, 2017	at Texas A&M	3	34	23	95	.116	31	1	5	2	27	0	8	3	4.0	0	39.0
Nov 01, 2017	FLORIDA	3	49	15	104	.327	46	2	9	2	40	0	16	0	8.0	1	59.0
Nov 05, 2017	SOUTH CAROLINA	4	47	21	124	.210	44	1	7	8	46	2	8	3	6.0	2	54.0
Nov 08, 2017	at Alabama	4	38	19	130	.146	38	6	7	8	52	2	14	3	9.0	0	53.0
Nov 12, 2017	at Auburn	3	49	16	136	.243	44	3	6	3	52	1	0	1	1.0	0	53.0
Nov 17, 2017	GEORGIA	3	36	18	99	.182	34	1	3	3	39	1	2	1	2.0	1	39.0
Nov 19, 2017	OLE MISS	3	29	12	98	.173	29	3	3	3	39	0	14	1	7.0	0	39.0
Nov 22, 2017	at Arkansas	3	38	17	118	.178	38	4	3	4	48	0	16	0	8.0	0	50.0
Nov 24, 2017	at Georgia	3	36	18	112	.161	33	3	7	3	45	1	4	1	3.0	0	42.0
Dec 01, 2017	ETSU	3	37	24	101	.129	35	4	3	2	30	0	4	2	2.0	0	43.0
Dec 02, 2017	WKU	5	69	24	168	.268	63	4	8	6	58	2	18	0	11.0	1	84.0
Dec 08, 2017	BYU	5	61	25	169	.213	56	3	2	5	61	1	18	1	10.0	0	74.0
Dec 09, 2017	NEBRASKA	4	61	19	155	.271	52	5	8	1	54	1	22	4	12.0	0	78.0

Sets played: 119

Kills per set: 12.34

Assists per set: 11.55

Service aces per set: 0.87

Reception errors per set: 1.14

Digs per set: 12.70

Blocks per set: 1.74

Ball handling errors per set: 0.16

Reception errors per set: 1.14

Points per set: 14.96

TRACKING THE CATS

	All	SEC	Neutral	1-0	0-0	Hitting .200 or above	28-3	16-0
Overall Record	29-4	17-1	In 5-set Matches	5-0	1-0	Hitting below .200	1-1	1-1
Home Record	16-2	8-1	At Home	3-0	0-0	Outhitting opponent	28-0	17-0
Road Record	10-2	9-0	On the Road	1-0	1-0	Opponent outhits UK	1-4	0-1
Neutral Record	3-0	0-0	Neutral	1-0	0-0	Hitting pct. is even	0-0	0-0
In August	3-0	0-0				More kills than opp.	26-1	16-0
In September	8-2	2-0	Winning Set One	23-0	14-0	Equal/Fewer kills	3-3	1-1
In October	8-0	8-0	Losing Set One	6-4	3-1	More assists than opp.	26-2	16-0
In November	7-1	7-1	Winning Set Two	23-0	15-0	Equal/Fewer assists	3-2	1-1
In December	3-0	0-0	Losing Set Two	6-4	2-1	More aces than opp.	17-0	9-0
			Winning Set Three	23-1	13-0	Equal/Fewer aces	12-4	8-1
In 3-set Matches	15-3	10-1	Losing Set Three	4-3	3-1	More digs than opp.	22-1	12-0
At Home	8-1	5-1	Winning Set Four	12-0	7-0	Equal/Fewer digs	8-3	5-1
On the Road	5-2	5-0	Losing Set Four	2-1	0-0	More blocks than opp.	24-0	14-0
Neutral	0-0	0-0	Winning Set Five	5-0	1-0	Equal/Fewer blocks	5-4	3-1
In 4-set Matches	9-1	6-0	Losing Set Five	0-0	0-0	Against Top 25 opponents	4-4	1-1
At Home	5-1	4-0						
On the Road	3-0	2-0						

KENTUCKY[®]

VOLLEYBALL

RECORDS

TEAM RECORDS

<u>Season</u>	
Most Victories:	44 (1983)
Most Victories (Regular Season):39 (1983)
Fewest Victories:	6 (2000)
Most Losses:23 (1985)
Highest Winning Percentage:939 (31-2, 1987)
Lowest Winning Percentage:222 (6-21, 2000)
Most Consecutive Victories: 24 (Sept. 29-Dec. 11, 1988)	
Most Consecutive Start of Season Victories:	17 (Sept. 1 - Oct. 10, 1993)
Most Consecutive Conference Victories:	22 (Nov. 23, 1986 - Oct. 6, 1989)
Most Consecutive Conference Losses:	11 (Sept. 29-Nov. 10, 2000)
Most Consecutive Losses:	12 (9/29-11/10/2000)
Highest Conference Winning Percentage:	1.000 (1980, 1983, 1987, 1988)
Most Home Victories:25 (1983)
Most Home Victories (Regular Season):22 (1983)
Most Consecutive Home Victories:23 (10/25/86-10/8/1988)
Most Consecutive Home Losses:4 (9/15/78-9/28/1978), (8/31/96-9/14/1996), (10/9/02-10/25/2002)
Highest Home Winning Percentage: 1.000 (15-0, 1987)	
Highest Home Winning Percentage (Regular Season): ..	1.000 (14-0, 1987)
Most Road Victories:25 (1979)
Most Consecutive Road Victories:19 (9/13/83-12/10/1983)
Highest Road Winning Percentage:950 (1983)
Most Consecutive Road Losses: 9 (9/29/00-11/10/2000)	
Lowest Road Winning Percentage: ..	.000 (0-11, 2000)
Most Kills:	2,875 (1983)
Most Attack Attempts:	6,558 (1983)
Highest Attack Percentage:300 (1987, 1748 K, 538 E, 4,035 TA)
Most Assists:	2,435 (1983)
Most Service Aces:390 (1983)

Most Block Solos:393 (1983)
Most Block Assists:620 (2007)
Most Digs:	2,713 (1983)

Match

Most Kills:	107 vs. Duke, 10/9/1992
Most Attack Attempts:	271 vs. Duke, 11/26/1994
Highest Attack Percentage:552 (36 K, 4 E, 58 TA) vs. Mississippi State, 11/3/1986
Most Assists:91 vs. Duke, 10/9/1992
Most Service Aces:21 vs. Ball State, 10/26/1984
Most Block Solos:25 vs. Hawaii, 12/11/1983
Most Block Assists:39 vs. Georgia, 11/9/1990
Most Digs:	149, vs. Notre Dame, 10/9/1987

INDIVIDUAL RECORDS

Match

Most Kills:36 Molly Dreisbach (vs. Mississippi State, 10/14/1994 & vs. LSU, 11/18/1994), Marsha Bond (vs. Texas, 12/10/1983), LaTanya Webb (vs. Louisville, 9/17/1997) and Sarah Spinner (vs. American, 11/27/2004)
Most Attack Attempts:80, Molly Dreisbach (vs. Texas, 11/7/1994)
Highest Attack Percentage (min. 10 attack attempts): ..	1.000
.....	(10 K, 0 E, 10 AA) Morgan Bergren (vs. Arkansas, 11/29/2014)
Most Assists:82 Jane Belanger (vs. Duke, 10/9/1992) and Laura Linder (vs. Eastern Michigan, 9/15/1989)
Most Service Aces:7 Jill Ackerman (vs. Florida State, 10/18/1985), ... Mabelle Elliott (vs. Eastern Kentucky, 9/18/1984), Lori Erpinbeck (vs. Louisville, 9/14/1984)
Most Digs: ...	40, Ashley Dusek (at Auburn, 10/16/2015)
Most Block Assists:12 Gina Heustis (vs. Arkansas, 11/11/1994), Jenny Muzzey (vs. Georgia, 10/13/1995), Jaclyn Homan (vs. Tennessee, 11/14/1997) and Queen Nzenwa (vs. Auburn 10/26 and

at Arkansas, 11/18/2007)

Most Block Solos:12 Lisa Bokovoy (vs. North Carolina, 9/27/1985)
--------------------------------	---

OPPONENT MATCH RECORDS

Team

Most Kills:96, LSU (10/4/1992)
Most Attack Attempts:262, Florida (10/30/1987)
Highest Attack Percentage:500 (60 K, 10 E, 100 AA) Minnesota (9/17/1995)
Most Assists:87, Nebraska (9/22/1989)
Most Service Aces:20, Pittsburgh (10/17/1986)
Most Block Solos:19, Texas-Arlington (10/5/1985)
Most Block Assists:36, Tennessee (10/11/2006)
Most Digs:	144, Duke (11/26/1994)

Individual

Most Kills: ..	.53, Priscilla Pacheco, Georgia (11/13/1994)
Most Attack Attempts:102 Priscilla Pacheco, Georgia (11/13/1994)
Highest Attack Percentage:778 (35 K, 0 E, 45 AA) Alexandra Oquendo, Georgia (10/8/2004)
Most Assists:84 Cindy Cox, Colorado (9/26/1987), Kristy Johnson, Georgia (10/13/1995)
Most Service Aces:7 Wendy Stammer, LSU (11/7/1986); Jill Kerkhoff, Georgia (9/7/1991) and Mary Catherine Aune, Alabama (9/16/2007)
Most Block Solos:9 Denise Lambert, Texas-Arlington (10/5/1985)
Most Block Assists:	14 Erica Hibben, Texas (9/27/1992)
Most Digs:36 Christy Peters, Notre Dame (9/5/1992)

KENTUCKY[®]

VOLLEYBALL

ALL-TIME LEADERS

CAREER RECORDS

Sets Played			Assists			Digs		
1. Jane Belanger	491	1990-93	1. Sarah Rumely	5,703	2006-09	1. Jenni Casper	2,037	2003-07
2. Stephanie Klefot	489	2009-12	2. Laura Linder	5,425	1987-90	2. Stephanie Klefot	1,924	2009-12
3. Ann Hall	487	1989-93	3. Jane Belanger	4,861	1990-93	3. BriAnne Sauer	1,634	2006-09
4. Lisa Bokovoy	486	1985-88	4. Morgan Bergren	3,814	2012-15	4. Ashley Dusek	1,574	2014-17
Lauren Rapp	486	2007-10	5. Leigh Marcum	3,683	2002-05	5. Jackie Napper	1,516	2011-14
Sarah Rumely	486	2006-09	6. Christine Hartmann	3,497	2009-12	6. Whitney Billings	1,242	2010-13
7. Jackie Napper	478	2011-14	7. Irene Smyth	3,195	1983-86	7. Katie Eiserman	1,194	1996-99
8. Whitney Billings	476	2010-13	8. Whitney Sample	2,880	1998-01	8. Ann Hall	1,139	1989-93
9. Queen Nzenwa	464	2005-08	9. Ainsley Grimes	2,824	1993-96	9. Sarah Spinner	1,127	2001-04
Becky Pavan	464	2008-11	10. Terri Crabb	2,355	1996-99	10. Kristen Batt	1,087	1999-02
Kills			Service Aces					
1. Molly Dresibach	1,737	1992-95	1. Sarah Rumely	165	2006-09			
2. Lisa Bokovoy	1,657	1985-88	2. Krista Robinson	159	1991-93			
3. Sarah Spinner	1,565	2001-04	3. Irene Smyth	153	1983-86			
4. Whitney Billings	1,393	2010-13	4. Lisa Bokovoy	147	1985-88			
5. Krista Robinson	1,389	1991-93	5. Sarah Spinner	145	2001-04			
6. Kristen Batt	1,387	1999-02	6. Laura Linder	135	1987-90			
7. Katie Eiserman	1,358	1996-99	7. Lori Erpenbeck	129	1981-84			
8. Lauren Rapp	1,280	2007-10	Lauren Rapp	129	2007-10			
9. Queen Nzenwa	1,261	2005-08	9. Jane Belanger	126	1990-93			
10. Eunice Thomas	1,214	1990-93	10. Jill Ackerman	114	1983-86			
Attack Attempts			Block Solos					
1. Molly Dresibach	4,296	1992-95	1. Lisa Bokovoy	210	1985-88			
2. Sarah Spinner	4,172	2001-04	2. Marsha Bond	148	1980-83			
3. Kristen Batt	3,907	1999-02	3. Karolyn Kirby	111	1983			
4. Katie Eiserman	3,876	1996-99	4. Lori Erpenbeck	99	1981-84			
5. Lisa Bokovoy	3,729	1985-88	5. Eunice Thomas	85	1990-93			
6. Whitney Billings	3,504	2010-13	6. Jill Ackerman	80	1983-86			
7. Krista Robinson	3,475	1991-93	7. Lisa Dausman	76	1983-87			
8. Lauren O'Conner	3,276	2011-14	8. Anglea Salvatore	74	1989-92			
9. Sarah Mendoza	3,150	2007-09	9. Cathy DeBuono	71	1988-91			
10. Gina Heustis	3,107	1993-96	10. Jaclyn Homan	68	1996-99			
Attack Percentage (min. 1000 attempts)			Block Assists					
1. Marsha Bond	.380	1980-83	1. Queen Nzenwa	557	2005-08			
2. Kaz Brown	.357	2014-17	2. Kaz Brown	509	2014-17			
3. Alexandra Morgan	.355	2010-13	3. Lauren Rapp	423	2007-10			
4. Eunice Thomas	.342	1990-93	4. Becky Pavan	403	2008-11			
5. Emily Franklin	.341	2014-17	5. Lisa Bokovoy	400	1985-88			
6. Queen Nzenwa	.335	2005-08	6. Emily Franklin	357	2014-17			
7. Lisa Bokovoy	.329	1985-88	7. Eunice Thomas	355	1990-93			
8. Karolyn Kirby	.311	1983	8. Jaclyn Homan	353	1996-99			
9. Lori Erpenbeck	.305	1981-84	9. Jenny Muzzey	347	1995-98			
10. Lauren Rapp	.298	2007-10	10. Mara Eglitis	344	1992-95			

KENTUCKY[®]

VOLLEYBALL

ALL-TIME LEADERS

INDIVIDUAL SEASON

Sets Played		
1. Irene Smyth	1985	140
2. Machelie Elliott	1985	138
3. Lisa Bokovoy	1985	137
Mara Eglitis	1994	137
5. Jill Ackerman	1985	135
6. Jody Hopkinson	1985	133
Jane Belanger	1991	133
8. Sandra Lunney	1985	132
9. Ann Hall	1991	130
Eunice Thomas	1991	130
Molly Dreisbach	1994	130

Kills		
1. Marsha Bond	1983	874
2. Molly Dreisbach	1994	653
3. Karolyn Kirby	1983	618
4. Leah Edmond	2017	539
5. Sarah Mendoza	2009	519
6. LaTanya Webb	1997	516
7. Lisa Bokovoy	1988	502
8. Lori Erpenbeck	1984	493
9. Krista Robinson	1992	487
10. Kim Thompson	1988	483

Attack Attempts		
1. Marsha Bond	1983	1,666
2. Molly Dreisbach	1994	1,623
3. Sarah Mendoza	2009	1,434
4. Mara Eglitis	1994	1,302
5. Gina Heustis	1996	1,279
6. Karolyn Kirby	1983	1,270
7. Leah Edmond	2017	1,239
8. Krista Robinson	1992	1,233
9. LaTanya Webb	1997	1,210
10. Kim Thompson	1988	1,191

Attack Percentage (Min. 500 attempts)		
1. Emily Franklin	2017	.416
2. Kaz Brown	2017	.408
3. Lisa Bokovoy	1987	.389
4. Eunice Thomas	1991	.384
5. Marsha Bond	1983	.380
6. Queen Nzenwa	2007	.371
7. Kaz Brown	2016	.362
8. Lisa Bokovoy	1988	.358
9. Amy Kaplan	2005	.352
10. Alexandra Morgan	2012	.347

Assists		
1. Jane Belanger	1991	1,664
2. Jane Belanger	1993	1,590
3. Leigh Marcum	2003	1,561
4. Jane Belanger	1992	1,541
5. Sarah Rumely	2007	1,516
6. Laura Linder	1990	1,513
7. Sarah Rumely	2006	1,488
8. Sarah Rumely	2009	1,484
9. Laura Linder	1988	1,477
10. Madison Lilley	2017	1,445

Service Aces		
1. Lori Erpenbeck	1984	70
2. Krista Robinson	1991	67
3. Karolyn Kirby	1983	64
4. Kim Martinsen	1984	59
5. Irene Smyth	1985	56
Lori Erpenbeck	1983	56
7. Sarah Rumely	2006	54
8. Machelie Elliott	1984	47
Irene Smyth	1986	47
Krista Robinson	1992	47

Block Solos		
1. Marsha Bond	1983	148
2. Karolyn Kirby	1983	111
3. Lisa Bokovoy	1985	80
4. Lori Erpenbeck	1983	74
5. Lisa Bokovoy	1988	47
6. Jill Ackerman	1985	46
7. Lisa Bokovoy	1987	44
8. Lisa Bokovoy	1986	41
9. Jill Ackerman	1986	34
Tanya Diamond	1983	34

Block Assists		
1. Queen Nzenwa	2007	174
2. Kaz Brown	2015	160
3. Queen Nzenwa	2006	137
4. Kaz Brown	2016	136
5. Mara Eglitis	1994	132
6. Jill Ackerman	1986	131
7. Nicole Britenriker	2007	130
Lauren Rapp	2007	130
9. Lisa Bokovoy	1988	129
Jenny Muzzey	1996	129
Mara Eglitis	1993	129

Digs		
1. Stephanie Klefot	2011	608
2. BriAnne Sauer	2009	580
3. Ashley Dusek	2015	566
4. Jenni Casper	2006	563
5. Jackie Napper	2014	537
6. Tanya Diamond	1983	525
7. Jenni Casper	2005	523
8. Stephanie Klefot	2010	517
9. Ashley Dusek	2016	507
10. Ann Hall	1993	498

KENTUCKY®

VOLLEYBALL

ALL-TIME LEADERS 25-POINT RALLY SCORING ERA

SINGLE SEASON

Sets Played		
1. Whitney Billings	126	2011
Ashley Frazier	126	2011
Gretchen Giesler	126	2009
Stephanie Klefot	126	2011
Sarah Mendoza	126	2009
Jackie Napper	126	2011
Becky Pavan	126	2009
BriAnne Sauer	126	2009
9. Jessi Greenberg	125	2011
Lauren Rapp	125	2009
Sarah Rumely	125	2009

Kills		
1. Leah Edmond	539	2017
2. Sarah Mendoza	519	2009
3. Leah Edmond	450	2016
4. Whitney Billings	406	2013
Ashley Frazier	406	2011
6. Sarah Mendoza	385	2008
7. Lauren O'Conner	379	2014
8. Whitney Billings	365	2012
9. Darian Mack	363	2015
10. Avery Skinner	362	2017

Attack Attempts		
1. Sarah Mendoza	1,434	2009
2. Leah Edmond	1,239	2017
3. Sarah Mendoza	1,120	2008
4. Leah Edmond	1,108	2016
5. Darian Mack	1,022	2015
6. Anni Thomasson	1,010	2014
7. Ashley Frazier	969	2011
8. Whitney Billings	944	2013
9. Whitney Billings	920	2010
10. Lauren O'Conner	919	2012

Attack Percentage (Min. 500 Attempts)		
1. Emily Franklin	.416	2017
2. Kaz Brown	.408	2017
3. Kaz Brown	.362	2016
4. Alexandra Morgan	.347	2012
5. Queen Nzenwa	.343	2008
6. Lauren Rapp	.336	2009
7. Gretchen Giesler	.330	2009
8. Becky Pavan	.315	2009
9. Kaz Brown	.312	2015
10. Leah Edmond	.310	2017

Assists		
1. Sarah Rumely	1,484	2009
2. Madison Lilley	1,445	2017
3. Morgan Bergren	1,291	2014
4. Christine Hartmann	1,273	2011
5. Morgan Bergren	1,215	2013
Sarah Rumely	1,215	2008
7. Olivia Dailey	1,202	2016
Christine Hartmann	1,202	2012
9. Morgan Bergren	1,160	2015
10. Christine Hartmann	1,001	2010

Aces		
1. Sarah Rumely	46	2008
2. Ashley Frazier	41	2011
3. Leah Edmond	40	2017
4. Whitney Billings	35	2012
5. Lauren Rapp	34	2008
Lauren O'Conner	34	2014
7. Stephanie Klefot	30	2011
Anni Thomasson	30	2015
Anni Thomasson	30	2014
10. Sarah Mendoza	29	2008
Alexandra Morgan	29	2012

Block Solos		
1. Gretchen Giesler	22	2009
2. Kaz Brown	21	2017
3. Kaz Brown	20	2015
4. Ashley Frazier	19	2012
Lauren Rapp	19	2010
6. Ashley Frazier	17	2011
Alexandra Morgan	17	2013
Lauren O'Conner	17	2012
9. Whitney Billings	16	2010
Becky Pavan	16	2010
Becky Pavan	16	2008

Block Assists		
1. Kaz Brown	160	2015
2. Kaz Brown	136	2016
3. Kaz Brown	125	2017
Alexandra Morgan	125	2012
5. Becky Pavan	124	2008
6. Queen Nzenwa	120	2008
7. Gretchen Giesler	118	2009
Alexandra Morgan	118	2013
9. Becky Pavan	113	2011
10. Emily Franklin	111	2016

Total Blocks		
1. Kaz Brown	180	2015
2. Kaz Brown	151	2016
3. Kaz Brown	146	2017
4. Gretchen Giesler	140	2009
Becky Pavan	140	2008
6. Alexandra Morgan	135	2013
7. Alexandra Morgan	132	2012
Queen Nzenwa	132	2008
9. Lauren Rapp	125	2010
10. Emily Franklin	122	2016

Digs		
1. Stephanie Klefot	608	2011
2. BriAnne Sauer	580	2009
3. Ashley Dusek	566	2015
4. Jackie Napper	537	2014
5. Stephanie Klefot	517	2010
6. Ashley Dusek	507	2016
7. BriAnne Sauer	497	2008
8. Stephanie Klefot	481	2012
9. Jackie Napper	443	2013
10. Ashley Dusek	405	2017

Points		
1. Leah Edmond	614.5	2017
2. Sarah Mendoza	581	2009
3. Leah Edmond	503	2016
4. Ashley Frazier	487	2011
5. Whitney Billings	477.5	2013
6. Whitney Billings	452	2012
7. Lauren O'Conner	448.5	2014
8. Sarah Mendoza	443	2008
9. Lauren Rapp	431	2008
10. Ashley Frazier	420	2012

KENTUCKY®

VOLLEYBALL

ALL-TIME LEADERS 25-POINT RALLY SCORING ERA

CAREER RECORDS

Sets Played

1. Stephanie Klefot	489	2009-12
2. Jackie Napper	478	2011-14
3. Whitney Billings	476	2010-13
4. Becky Pavan	465	2008-11
5. Lauren O'Conner	462	2011-14
6. Kaz Brown	427	2014-17
7. Ashley Dusek	424	2014-17
8. Anni Thomasson	423	2013-16
9. Jessi Greenberg	391	2010-13
10. Emily Franklin	382	2014-17

Assists

1. Morgan Bergren	3,814	2012-15
2. Christine Hartmann	3,497	2009-12
3. Sarah Rumely	2,669	2008-09
4. Madison Lilley	1,445	2017
5. Olivia Dailey	1,236	2015-17
6. Elizabeth Koberstein	352	2010-11
7. Jackie Napper	285	2011-13
8. Ashley Dusek	264	2014-17
9. Stephanie Klefot	244	2009-12
10. BriAnne Sauer	180	2008-09

Total Blocks

1. Kaz Brown	575	2014-17
2. Becky Pavan	458	2008-11
3. Emily Franklin	392	2014-17
4. Lauren Rapp	334	2008-10
5. Whitney Billings	321	2010-13
6. Alexandra Morgan	303	2010-13
7. Sara Schwarzwaldler	287	2012-15
8. Morgan Bergren	281	2012-15
9. Gretchen Giesler	270	2008-11
10. Lauren O'Conner	248	2011-14

Kills

1. Whitney Billings	1,393	2010-13
2. Lauren O'Conner	1,204	2011-14
3. Kaz Brown	1,015	2014-17
4. Leah Edmond	989	2016-17
5. Becky Pavan	988	2008-11
6. Lauren Rapp	984	2008-10
7. Anni Thomasson	908	2013-16
8. Sarah Mendoza	904	2008-09
9. Darian Mack	802	2014-17
10. Ashley Frazier	763	2011-12

Aces

1. Anni Thomasson	103	2013-16
2. Whitney Billings	98	2010-13
3. Stephanie Klefot	94	2009-12
4. Lauren O'Conner	91	2011-14
5. Morgan Bergren	73	2012-15
6. Sarah Rumely	72	2008-09
7. Ashley Frazier	69	2011-12
8. Lauren Rapp	68	2008-10
9. Ashley Dusek	64	2014-17
Emily Franklin	64	2014-17

Digs

1. Stephanie Klefot	1,924	2009-12
2. Ashley Dusek	1,574	2014-17
3. Jackie Napper	1,516	2011-14
4. Whitney Billings	1,242	2010-13
5. BriAnne Sauer	1,077	2008-09
6. Anni Thomasson	1,066	2013-16
7. Christine Hartmann	634	2009-12
8. McKenzie Watson	633	2015-17
9. Sarah Mendoza	629	2008-09
10. Morgan Bergren	618	2012-15

Attack Attempts

1. Whitney Billings	3,504	2010-13
2. Lauren O'Conner	3,276	2011-14
3. Anni Thomasson	2,862	2013-16
4. Sarah Mendoza	2,554	2008-09
5. Lauren Rapp	2,353	2008-10
6. Leah Edmond	2,347	2016-17
7. Becky Pavan	2,314	2008-11
8. Darian Mack	2,134	2014-17
9. Kaz Brown	2,088	2014-17
10. Ashley Frazier	1,881	2011-12

Block Solos

1. Kaz Brown	66	2014-17
2. Becky Pavan	55	2008-11
3. Lauren O'Conner	41	2011-14
Lauren Rapp	41	2008-10
5. Whitney Billings	40	2010-13
6. Gretchen Giesler	37	2008-11
7. Ashley Frazier	36	2011-12
8. Emily Franklin	35	2014-17
9. Christine Hartmann	33	2009-12
10. Morgan Bergren	26	2012-15
Alexandra Morgan	26	2010-13

Points

1. Whitney Billings	1,671.5	2010-13
2. Lauren O'Conner	1,439.5	2011-14
3. Kaz Brown	1,335.5	2014-17
4. Becky Pavan	1,295.5	2008-11
5. Lauren Rapp	1,239.5	2008-10
6. Leah Edmond	1,117.5	2016-17
7. Anni Thomasson	1,080.0	2013-16
8. Sarah Mendoza	1,024.0	2008-09
9. Emily Franklin	981.5	2014-17
10. Darian Mack	912.5	2014-17

Attack Percentage

(Min. 500 Attempts)

1. Kaz Brown	.357	2014-17
2. Alexandra Morgan	.355	2010-13
3. Queen Nzenwa	.343	2008
4. Emily Franklin	.341	2014-17
5. Morgan Bergren	.336	2012-15
6. Christine Hartmann	.321	2009-12
7. Lauren Rapp	.309	2008-10
8. Sara Schwarzwaldler	.289	2012-15
9. Leah Edmond	.286	2016-17
10. Gretchen Giesler	.285	2008-11

Block Assists

1. Kaz Brown	509	2014-17
2. Becky Pavan	403	2008-11
3. Emily Franklin	357	2014-17
4. Lauren Rapp	293	2008-10
5. Whitney Billings	281	2010-13
6. Alexandra Morgan	277	2010-13
7. Sara Schwarzwaldler	266	2012-15
8. Morgan Bergren	255	2012-15
9. Gretchen Giesler	233	2008-11
10. Lauren O'Conner	207	2011-14

KENTUCKY®

VOLLEYBALL

ALL-TIME LEADERS 25-POINT RALLY SCORING ERA

CAREER MATCHES

Players with 10+ Kills in a match

1. Whitney Billings	74	2010-13
2. Leah Edmond	58	2016-17
Lauren O'Conner	58	2011-14
4. Sarah Mendoza	56	2008-09
5. Lauren Rapp	55	2008-10
6. Anni Thomasson	46	2013-16
7. Ashley Frazier	42	2011-12
8. Kaz Brown	40	2014-17
9. Becky Pavan	38	2008-11
10. Darian Mack	35	2014-17
11. Blaire Hiler	27	2008-10
12. Avery Skinner	24	2017
13. Shelby Workman	21	2012-14
14. Ann Armes	20	2008-11
15. Alexandra Morgan	18	2010-13
16. Emily Franklin	16	2014-17
Gretchen Giesler	16	2008-11
18. Brooke Morgan	12	2015-17
19. Queen Nzenwa	9	2008
20. Sara Schwarzwaldner	8	2012-15
21. Sharay Barnes	3	2014-16
22. Morgan Bergren	2	2012-15
23. Anna Nyberg	1	2015-17
Kayla Tronick	1	2012-14

Players with 15+ Kills in a match

1. Leah Edmond	32	2016-17
2. Whitney Billings	26	2010-13
3. Sarah Mendoza	24	2008-09
4. Ashley Frazier	18	2011-12
5. Lauren O'Conner	16	2011-14
6. Lauren Rapp	15	2008-10
7. Darian Mack	10	2014-17
8. Anni Thomasson	9	2013-16
9. Avery Skinner	8	2017
10. Becky Pavan	7	2008-11
11. Shelby Workman	6	2012-14
12. Kaz Brown	5	2014-17
13. Blaire Hiler	4	2008-10
14. Ann Armes	2	2008-11
Gretchen Giesler	2	2008-11
Alexandra Morgan	2	2010-13
17. Sharay Barnes	1	2014-16
Queen Nzenwa	1	2008

Players with 20+ Kills in a match

1. Leah Edmond	16	2016-17
2. Sarah Mendoza	7	2008-09
3. Whitney Billings	4	2010-13
4. Ashley Frazier	3	2011-12
5. Lauren O'Conner	2	2011-14
Lauren Rapp	2	2008-10
7. Kaz Brown	1	2014-17
Darian Mack	1	2014-17
Avery Skinner	1	2017

Anni Thomasson	1	2013-16
Shelby Workman	1	2012-14

Players with 25+ Kills in a match

1. Leah Edmond	3	2016-17
2. Whitney Billings	2	2010-13
3. Sarah Mendoza	1	2008-09
Anni Thomasson	1	2013-16

Players with 30+ Kills in a match

1. Anni Thomasson	1	2013-16
-------------------	---	---------

Players with 10+ Digs in a match

1. Stephanie Klefot	98	2009-12
2. Ashley Dusek	82	2014-17
3. Jackie Napper	73	2011-14
4. Whitney Billings	61	2010-13
5. BriAnne Sauer	58	2008-09
6. Anni Thomasson	51	2013-16
7. Sarah Mendoza	29	2008-09
8. Christine Hartmann	22	2009-12
9. Leah Edmond	18	2016-17
Sarah Rumely	18	2008-09
11. McKenzie Watson	15	2015-17
12. Morgan Bergren	14	2012-15
13. Lauren Rapp	13	2008-11
14. Madison Lilley	11	2017
15. Gabby Curry	10	2017
Jessi Greenberg	10	2010-13
Laura Stokowski	10	2008-09
18. Darian Mack	8	2014-17
19. Shelby Workman	7	2012-14
20. Olivia Dailey	6	2015-17
21. Ann Armes	4	2008-11
Kelsey Wolf	4	2013-14
23. Blaire Hiler	2	2008-10
24. Merideth Jewell	1	2017
Elizabeth Koberstein	1	2010-11
Lauren O'Conner	1	2010-14

Players with 15+ Digs in a match

1. Stephanie Klefot	67	2009-12
2. Ashley Dusek	53	2014-17
3. Jackie Napper	40	2011-14
4. BriAnne Sauer	37	2008-09
5. Whitney Billings	19	2010-13
6. Anni Thomasson	11	2013-16
7. Sarah Mendoza	9	2008-09
8. Gabby Curry	5	2017
9. Sarah Rumely	4	2008-09
10. Christine Hartmann	3	2009-12
11. Leah Edmond	2	2016-17
Lauren Rapp	2	2008-11
Laura Stokowski	2	2008-09
McKenzie Watson	2	2015-17
15. Olivia Dailey	1	2015-17
Darian Mack	1	2014-17

Players with 20+ Digs in a match

1. Stephanie Klefot	28	2009-12
2. Ashley Dusek	22	2014-17
3. BriAnne Sauer	21	2008-09
Jackie Napper	17	2011-14
5. Sarah Mendoza	2	2008-09
Anni Thomasson	2	2013-16
7. Whitney Billings	1	2010-13
Gabby Curry	1	2017
Sarah Rumely	1	2008-09
McKenzie Watson	1	2015-17

Players with 25+ Digs in a match

1. Ashley Dusek	11	2014-17
2. Stephanie Klefot	9	2009-12
3. BriAnne Sauer	5	2008-09
4. Jackie Napper	3	2011-14
5. Gabby Curry	1	2017

Players with 30+ Digs in a match

1. Ashley Dusek	5	2014-17
2. BriAnne Sauer	1	2008-09

Players with 35+ Digs in a match

1. Ashley Dusek	1	2014-17
-----------------	---	---------

Players with 40+ Digs in a match

1. Ashley Dusek	1	2014-17
-----------------	---	---------

Players with 40+ Assists in a match

1. Morgan Bergren	42	2012-15
2. Christine Hartmann	38	2009-12
3. Sarah Rumely	34	2008-09
4. Madison Lilley	19	2017
5. Olivia Dailey	15	2015-17
6. Elizabeth Koberstein	4	2010-11
7. Harper Hempel	1	2015-17

Players with 50+ Assists in a match

1. Christine Hartmann	14	2009-12
Sarah Rumely	14	2008-09
3. Morgan Bergren	13	2012-15
4. Madison Lilley	9	2017
5. Olivia Dailey	5	2015-17
6. Elizabeth Koberstein	2	2010-11

Players with 60+ Assists in a match

1. Madison Lilley	3	2017
2. Sarah Rumely	2	2008-09
3. Morgan Bergren	1	2012-15
Olivia Dailey	1	2015-17
Elizabeth Koberstein	1	2010-11

KENTUCKY®

VOLLEYBALL

ALL-TIME LEADERS 25-POINT RALLY SCORING ERA

Players with 65+ Assists in a match

1. Madison Lilley	2	2017
2. Morgan Bergren	1	2012-15
Elizabeth Koberstein	1	2010-11

Players with 70+ Assists in a match

1. Elizabeth Koberstein	1	2010-11
-------------------------	---	---------

Players with 5+ Blocks in a match

1. Kaz Brown	56	2014-17
2. Becky Pavan	40	2008-11
3. Emily Franklin	36	2014-17
4. Alexandra Morgan	31	2010-13
5. Lauren Rapp	25	2008-10
6. Gretchen Giesler	23	2008-11
7. Morgan Bergren	20	2012-15
8. Sara Schwarzwald	19	2012-15
9. Whitney Billings	14	2010-13
10. Queen Nzenwa	13	2008
11. Sarah Rumely	11	2008-09
12. Christine Hartmann	10	2009-12
13. Ann Armes	7	2008-11
Brooke Morgan	7	2015-17
15. Darian Mack	6	2014-17
16. Leah Edmond	5	2016-17
Lauren O'Conner	5	2011-14
18. Olivia Dailey	4	2015-17
19. Ashley Frazier	3	2011-12
20. Blaire Hiler	2	2008-10
Madison Lilley	2	2017
22. Elizabeth Koberstein	1	2010-11
Kayla Tronick	1	2011-14

Players with 8+ Blocks in a match

1. Kaz Brown	21	2014-17
2. Sara Schwarzwald	8	2012-15
3. Emily Franklin	7	2014-17
Becky Pavan	7	2008-11
5. Alexandra Morgan	6	2010-13
6. Gretchen Giesler	3	2008-11
Queen Nzenwa	3	2008
Lauren Rapp	3	2008-10
9. Whitney Billings	2	2010-13
10. Christine Hartmann	1	2009-12

Players with 10+ Blocks in a match

1. Kaz Brown	5	2014-17
2. Emily Franklin	2	2014-17
Alexandra Morgan	2	2010-13
4. Gretchen Giesler	1	2008-11
Becky Pavan	1	2008-11
Lauren Rapp	1	2008-10
Sara Schwarzwald	1	2012-15

Players with a Double-Double

1. Whitney Billings	43	2010-13
2. Sarah Mendoza	28	2008-09
3. Anni Thomasson	26	2013-16
4. Christine Hartmann	22	2009-12
5. Sarah Rumely	18	2008-09
6. Leah Edmond	17	2016-17
7. Morgan Bergren	15	2012-15
8. Lauren Rapp	11	2008-10
9. Madison Lilley	10	2017
10. Olivia Dailey	6	2015-17
Darian Mack	6	2014-17
12. Kaz Brown	2	2014-17
Blaire Hiler	2	2008-10
Shelby Workman	2	2012-14
15. Ann Armes	1	2008-10
Ashley Dusek	1	2014-17
Elizabeth Koberstein	1	2010-11

****active players in bold**

KENTUCKY[®]

VOLLEYBALL

SINGLE MATCH TEAM RECORDS

THREE-SET

Kills	58, vs. Ole Miss, Nov. 19, 2017
Attempts	146, vs. Texas A&M, Nov. 22, 2013
Percentage	.548, two times, last vs. Loyola Chicago, Sept. 9, 2017
Assists	53, two times, last vs. Ole Miss, Nov. 19, 2017
Aces	13, vs. Western Carolina, Aug. 30, 2008
Digs	62, two times, last vs. Butler, Aug. 30, 2014
Solo Blocks	8, vs. Georgia, Oct. 29, 2010
Block Assists	27, vs Saint Louis, Sep. 10 2016
Total Blocks	19, at Mississippi State, Nov. 15, 2013

FOUR-SET

Kills	81, at Marquette, Sept. 10, 2017
Most Attempts	184, vs. Florida, Nov. 22, 2009
Highest Attack Percentage	.451, at Marquette, Sept. 10, 2017
Most Assists	75, at Marquette, Sept. 10, 2017
Most Service Aces	10, two times, last vs. Mississippi State, Sep. 25, 2016
Most Digs	83, vs. Oklahoma, Sept. 7, 2012
Most Block Solos	8, at Georgia, Oct. 21, 2011
Most Block Assists	30, at Ole Miss, Nov. 13, 2016
Most Total Blocks	20.5, at Georgia, Oct. 21, 2011

FIVE-SET

Kills	79, vs. LSU, Nov. 10, 2013
Most Attempts	200, at Ole Miss, Nov. 7, 2008
Highest Attack Percentage	.338, at Georgia, Oct. 28, 2012
Most Assists	76, vs. Tulsa, Aug. 27, 2011
Most Service Aces	10, at Florida, Oct. 10, 2008
Most Digs	99, vs. Dayton, Dec. 1, 2011
Most Block Solos	7, vs. Auburn, Nov. 27, 2015
Most Block Assists	32, at Missouri, Oct. 23, 2016
Most Total Blocks	19, two times, last vs. Auburn, Nov. 27, 2015

KENTUCKY[®]

VOLLEYBALL

SINGLE MATCH INDIVIDUAL RECORDS

THREE-SET

Kills	21, Leah Edmond, at Arkansas, 11/22/17
Attempts	49, Sarah Mendoza, vs. Fla. Int., 8/29/09
Percentage	1.000, Morgan Bergren, vs. Arkansas, 11/29/14
Assists	48, Madison Lilley vs. Tennessee, 10/22/17
Aces	6, Three times, last Anni Thomasson, vs. Texas A&M, 10/5/14
Digs	24, BriAnne Sauer, at Georgia, 11/13/09
Solo Blocks	4, Alexandra Morgan, at Miss. St., 11/13/13
Block Assists	11, Sara Schwarzwald, vs. Auburn, 10/12/14
Total Blocks	11, Two times, last Sara Schwarzwald, vs. Auburn, 10/12/14
Points	21.5, three times, last Leah Edmond vs. Ole Miss, 11/19/17

FOUR-SET

Kills	26, Leah Edmond, at Marquette, 9/10/17
Attempts	60, Sarah Mendoza, vs. Tennessee, 10/21/09
Percentage	.792, Becky Pavan, at Arkansas, 10/10/10
Assists	65, Madison Lilley, at Marquette, 9/10/17
Aces	5, two times, last Leah Edmond, vs. South Carolina, 11/5/17
Digs	35, BriAnne Sauer, vs. Tennessee, 10/21/09
Solo Blocks	3, four times, last Kaz Brown, at Alabama, 11/8/17
Block Assists	11, Kaz Brown vs. Louisville, 9/20/15
Total Blocks	13, Kaz Brown vs. Louisville, 9/20/15
Points	28.5, Leah Edmond, vs Texas A&M, 11/20/16

FIVE-SET

Kills	30, Anni Thomasson vs. LSU, 11/10/13
Attempts	73, Anni Thomasson vs. Missouri, 11/15/15
Percentage	.722, Kaz Brown, vs. Western Kentucky, 12/2/17
Assists	70, Elizabeth Koberstein, vs. Tulsa, 8/27/11
Aces	5, Three times, last, Alexandra Morgan at Tennessee, 10/26/12
Digs	40, Ashley Dusek, at Auburn, 10/16/15
Solo Blocks	3, Six times, last Kaz Brown at Wichita State, 9/11/15
Block Assists	9, Kaz Brown, vs. Auburn, 11/27/15
Total Blocks	11, Kaz Brown, vs. Auburn, 11/27/15
Most Points	31, Anni Thomasson vs. LSU, 11/10/13

**2017 records in bold

KENTUCKY®

VOLLEYBALL

MISCELLANEOUS RECORDS

SINGLE-SEASON SCHOOL RECORDS BY CLASS

Senior School Records

Sets Played	Machelle Elliott - 138 (1985)
Kills	Marsha Bond - 874 (1983)
Attack Attempts	Marsha Bond - 1,666 (1983)
Attack Percentage	Emily Franklin - .416 (2017)
Assists	Jane Belanger - 1,590 (1993)
Service Aces	Lori Erpenbeck - 70 (1984)
Block Solos	Marsha Bond - 148 (1983)
Block Assists	Jill Ackerman - 131 (1986)
Digs	BriAnne Sauer - 580 (2009)

Junior School Records

Sets Played	Irene Smith - 140 (1985)
Kills	Molly Driesbach - 653 (1994)
Attack Attempts	Molly Driesbach -1,623 (1994)
Attack Percentage	Lisa Bokovoy - .389 (1987)
Assists	Jane Belanger - 1,541 (1992)
Service Aces	Irene Smyth - 56 (1985)
Block Solos	Lori Erpenbeck - 74 (1983)
Block Assists	Queen Nzenwa - 174 (2007)
Digs	Stephanie Klefot - 608 (2011)

Sophomore School Records

Sets Played	Jane Belanger - 133 (1991)
Kills	Leah Edmond - 539 (2017)
Attack Attempts	Leah Edmond 1239 (2017)
Attack Percentage	Eunice Thomas - .384 (1991)
Assists	Jane Belanger - 1,664 (1991)
Service Aces	Krista Robinson - 47 (1992)
Block Solos	Lisa Bokovoy - 41 (1986)
Block Assists	Kaz Brown - 160 (2015)
Digs	Ashley Dusek - 566 (2015)

Freshman School Records

Sets Played	Lisa Bokovoy - 137 (1985)
Assists	Sarah Rumely - 1,488 (2006)
Service Aces	Krista Robinson - 67 (1991)
Block Solos	Lisa Bokovoy - 80 (1985)
Block Assists	Lauren Rapp - 130 (2007)
Digs	Jenni Casper - 473 (2003)

KENTUCKY'S ALL-TIME RECORD BY MONTH

Year	Aug.	Sept.	Oct.	Nov.	Dec.	Total
1977	0-0	9-6	10-6	0-2	0-0	19-14
1978	0-0	7-10	11-5	13-2	0-5	32-22^
1979	0-0	7-2-1	21-7	8-4	0-4	35-18-1^
1980	0-0	9-1	18-3	11-1	1-3	39-8
1981	0-0	9-4	8-2	3-6	0-0	20-12
1982	0-0	4-4	11-8	6-2	0-0	21-14
1983	1-0	18-2	19-2	4-2	2-1	44-7
1984	0-0	8-3	9-1	4-4	0-0	21-8
1985	0-0	3-8	6-6	5-9	0-0	14-23
1986	0-0	9-3	6-6	7-3	0-0	22-12
1987	0-0	8-1	11-0	12-1	0-0	31-2
1988	0-0	12-1	7-4	6-4	1-1	26-7
1989	0-0	10-4	9-3	5-4	0-0	24-11
1990	0-0	11-4	4-5	7-2	0-1	22-12
1991	1-1	6-4	6-3	5-5	6-0	24-13
1992	0-0	10-3	7-3	7-2	1-1	25-9
1993	0-0	13-0	10-2	6-1	0-1	29-4
1994	0-0	5-9	5-5	3-7	0-0	13-21
1995	0-0	4-8	4-4	2-6	0-0	10-18
1996	1-2	4-8	5-4	2-6	0-0	12-20
1997	3-0	7-5	2-5	2-7	0-0	14-17
1998	0-0	10-5	5-3	1-6	0-0	16-14
1999	0-0	7-6	5-5	4-4	0-0	16-15
2000	0-0	4-8	0-9	2-3	0-0	6-21
2001	1-0	5-5	6-4	1-6	0-0	13-15
2002	1-2	6-4	2-6	4-6	0-0	13-18
2003	2-1	6-5	4-5	2-7	0-0	14-18
2004	0-0	9-4	3-7	0-7	0-0	12-18
2005	0-0	9-4	6-2	2-4	0-1	17-12
2006	1-0	8-4	5-4	5-3	0-1	19-12
2007	4-1	10-2	5-3	3-4	0-0	22-10
2008	2-1	11-1	8-1	5-2	0-1	26-6
2009	3-0	10-1	8-1	6-2	2-1	29-5
2010	0-2	8-5	5-4	4-2	0-1	17-14
2011	2-2	11-1	8-1	5-1	2-1	28-6
2012	4-1	5-5	6-2	6-2	1-1	22-11
2013	0-2	10-1	5-2	6-3	1-1	22-9
2014	3-0	9-2	7-2	7-1	1-1	27-6
2015	3-0	6-5	6-2	6-2	0-1	21-10
2016	2-1	8-3	7-1	5-2	1-1	23-8
2017	3-0	8-2	8-0	7-1	3-1	29-4
Totals	37-16	333-164-1	298-148	199-148	22-27	889-504-1
Pct.	.680	.670	.668	.573	.449	.638

^ - School records cannot account for two matches

ACTIVE WILDCAT CATEGORY LEADERS

Sets Played Total	McKenzie Watson (330)
Kills Total	Leah Edmond (989)
Attack Attempts Total	Leah Edmond (2347)
Attack Percentage	Madison Lilley (.355)
Assists	Madison Lilley (1,445)
Service Aces	Leah Edmond (61)
Block Solos	Leah Edmond (12)
Block Assists	Brooke Morgan (174)
Digs Total	McKenzie Watson (633)

1,000 KILL CLUB

1. Molly Driesbach	1,737	1992-95	9. Queen Nzenwa	1,261	2005-08
2. Lisa Bokovoy	1,657	1985-88	10. Eunice Thomas	1,214	1990-93
3. Sarah Spinner	1,565	2001-04	11. LaTanya Webb	1,207	1995-98
4. Whitney Billings	1,393	2010-13	12. Lauren O'Conner	1,204	2011-14
5. Krista Robinson	1,389	1991-93	13. Gina Heustis	1,197	1993-96
6. Kristen Batt	1,397	1999-02	14. Mara Eglitis	1,135	1992-95
7. Katie Eiserman	1,358	1996-99	15. Cathy DeBuono	1,076	1988-91
8. Lauren Rapp	1,280	2007-10	16. Kaz Brown	1,015	2014-17

KENTUCKY®

VOLLEYBALL

MISCELLANEOUS RECORDS

SEASON CATEGORY LEADERS (SINCE 1995)

Season	Kills	Attack Atts.	Attack Pct.	Assists	Aces	Blocks	Digs
1995	Dreisbach (463)	Dreisbach (1,100)	Dreisbach (.265)	Bolten (714)	Eglitis (24)	Muzzey (106)	Dreisbach (254)
1996	Heustis (481)	Heustis (1,279)	Reed (.250)	Grimes (1,212)	Muzzey (35)	Muzzey (158)	Heustis (302)
1997	Webb (516)	Webb (1,210)	Muzzey (.270)	Crabb (771)	Webb (31)	Homas (149)	Eiserman (333)
1998	Webb (401)	Eiserman (1,045)	Crabb (.353)	Sample (737)	Eiserman (40)	Homan (125)	Eiserman (269)
1999	Eiserman (404)	Eiserman (1,172)	Homan (.271)	Crabb (891)	Batt (40)	Weiskircher (129)	Eiserman (341)
2000	Weiskircher (373)	Weiskircher (899)	Barnhorst/Sample (.276)	Sample (1,069)	Sample (28)	Barnhorst (104)	Batt (257)
2001	Batt (368)	Batt (988)	Barnhorst (.246)	Sample (699)	Spinner (36)	Barnhorst (107)	Batt (293)
2002	Spinner (368)	Batt (1,020)	Canfield (.302)	Kelley (1,186)	Spinner (42)	Koester (115)	Craven (334)
2003	Spinner (428)	Spinner (1,171)	Canfield (.334)	Marcum (1,561)	Spinner (40)	Canfield (104)	Casper (473)
2004	Spinner (420)	Spinner (1,068)	Kaplan (.305)	Marcum (936)	Spinner (27)	Cunningham (102)	Casper (478)
2005	Wallace (451)	Wallace (1,123)	Kaplan (.352)	Marcum (1,068)	Gagnon (33)	Nzenwa (145)	Casper (523)
2006	Nzenwa (381)	Fisher (872)	Nzenwa (.341)	Rumely (1,488)	Rumely (54)	Nzenwa (148)	Casper (563)
2007	Brittenriker (476)	Brittenriker (955)	Nzenwa (.371)	Rumely (1,516)	Rumely/Rapp (39)	Nzenwa (198)	Sauer (424)
2008	Mendoza (385)	Mendoza (1,120)	Nzenwa (.343)	Rumely (1,215)	Rumely (46)	Pavan (140)	Sauer (497)
2009	Mendoza (519)	Mendoza (1,434)	Rapp (.330)	Rumely (1,484)	Rumely (26)	Giesler (140)	Sauer (580)
2010	Rapp (324)	Billings (920)	Rapp (.293)	Hartmann (1,001)	Pavan (26)	Rapp (125)	Klefot (517)
2011	Frazier (406)	Frazier (969)	Hartmann (.337)	Hartmann (1,273)	Frazier (41)	Pavan (121)	Klefot (608)
2012	Billings (365)	O'Conner (919)	Morgan (.347)	Hartmann (1,202)	Billings (35)	Morgan (132)	Klefot (481)
2013	Billings (406)	Billings (944)	Morgan (.398)	Bergren (936)	Billings (27)	Morgan (135)	Napper (443)
2014	O'Conner (379)	Thomasson (1,010)	Bergren (.420)	Bergren (1,291)	O'Conner (34)	Brown (98)	Napper (537)
2015	Mack (363)	Mack (1,022)	Bergren (.332)	Bergren (1,160)	Thomasson (30)	Brown (180)	Dusek (566)
2016	Edmond (450)	Edmond (1,108)	Brown (.362)	Dailey (1202)	Watson (25)	Brown (151)	Dusek (507)
2017	Edmond (539)	Edmond (1,239)	Franklin (.416)	Lilley (1,445)	Edmond (40)	Brown (146)	Dusek (405)



Sarah Spinner (2001-04) led UK in aces each of her four years and also led the team in kills three times.

WHEN WAS THE LAST TIME?

A Wildcat Player ...

- Had 20 or more kills: Leah Edmond (20) vs. Nebraska (12/9/18)
- Had 30 or more kills: Anni Thomasson (30) vs. LSU (11/10/13)
- Had 35 or more kills: Sarah Spinner (36) vs. American (11/27/94)
- Four players recorded double-digit kills: Darian Mack (15), Emily Franklin (13), Brooke Morgan (12), Kaz Brown (10), Anni Thomasson (10) vs. Texas A&M (10/30/15)
- Two players recorded 20 or more kills: Leah Edmond (21), Avery Skinner (20), Emily Franklin (12), Brooke Morgan (12), vs. BYU (12/8/17)
- Hit .750 or better: Kaz Brown (.818) vs. LSU (9/24/17)
- Had 50 or more attacks: Leah Edmond (57) vs. BYU (12/8/17)
- Had 80 or more attacks: Molly Dreisbach (80) vs. Texas (11/7/94)
- Had 30 or more digs: Ashley Dusek (31) at Ole Miss (11/14/16)
- Had 60 or more assists: Madison Lilley (63) vs. BYU (12/8/17)
- Had 70 or more assists: Elizabeth Koberstein (70) vs. Tulsa (8/27/11)
- Registered back-to-back 60-assist matches: Sarah Rumely vs. Cincinnati (11/24/06), vs. Ohio (11/30/06)
- Had 10 or more blocks: Emily Franklin (10) at Ole Miss (11/14/16)
- Recorded a double-double: Madison Lilley (63 assists, 12 digs) and Leah Edmond (21 kills, 13 digs) vs. BYU (12/8/17)
- Recorded back-to-back double-doubles: Madison Lilley, vs. Alabama (54 assists, 11 digs) and vs. Auburn (50 assists, 12 digs)
- Recorded 30+ kills, 20+ digs: Anni Thoamsson (30 kills, 22 digs) vs. LSU (11/10/13)

ALL-TIME ASSISTANT COACHES

Chris Beerman (2008-10)	Julie Ibieta (1994 - 96)
Denise Beuke (1983 - GA)	Michelle Jaworski (1991 - 92)
Jona Braden (1991-92 - Assoc.)	Tonya Johnson (1995 - 97)
Scott Carter (2003 - 04)	Mary Jones (1990 - SA)
Reita Clanton (1998 - 2001)	Christie Landry (2004)
Carly Cramer..... (2018)	T.J. Meagher (1991 - Vol., 1993-94)
Sharon Dingman (1988-90 - GA)	Anders Nelson (2013 - Pres.)
Jenae Dowling (2004 - 06)	Shirley Niezgodski (1977 - 81)
Katie Eiserman (2000 SA, 2002 - 03)	Robert Pulliza (2005 - 07)
Jaime Gordon (1999 - 2002)	Nona Richardson (1984 - 87)
Lindsey Gray-Walton..... (2010-2017.)	Lauren Sauer (2007 - 10)
Ainsley Grimes (1997)	Keith Schunzel (2011-2012)
Gail Halink (1998)	Kevin Steele (1992, 1999 - Vol.)

KENTUCKY®

VOLLEYBALL

MEMORIAL COLISEUM RECORDS

Memorial Coliseum is a tremendous home-court advantage for the Kentucky volleyball team, which plays all of its matches in the historic facility.

The Wildcats have compiled a 425-158 record, good for a .728 winning percentage in 39 seasons of play in the facility. Under Craig Skinner, Kentucky is an astounding 171-39 (.814) at home.

The Coliseum has played host to first- and second-round NCAA volleyball action as well as the 1983 NCAA Volleyball Final Four. It played host to NCAA Regionals in 2011, 2013, 2015 and 2017. 2017 saw UK earn the right to play at home in the Regionals. Memorial also currently serves as the home court for the UK women's basketball and gymnastics teams. The storied gymnasium also housed some of the greatest moments in UK men's basketball history as its home for 26 seasons from 1950 to 1976.

YEAR-BY-YEAR RECORDS

Year	Record	Pct.
2017	16-2	.889
2016	11-2	.846
2015	10-4	.714
2014	16-4	.800
2013	14-4	.778
2012	13-2	.867
2011	17-2	.895
2010	13-4	.765
2009	14-2	.875
2008	16-3	.842
2007	11-3	.786
2006	13-2	.867
2005	7-5	.583
2004	6-7	.462
2003	6-5	.545
2002	7-6	.538
2001	6-7	.462
2000	3-8	.300
1999	8-6	.571
1998	7-5	.583
1997	6-7	.462
1996	10-8	.556
1995	5-5	.500
1994	8-5	.615
1993	17-1	.944
1992	14-1	.933
1991	8-7	.533
1990	16-3	.842
1989	12-5	.706
1988	12-2	.857
1987	15-0	1.000
1986	10-3	.769
1985	8-6	.571
1984	6-2	.750
1983	25-6	.806
1982	9-2	.818
1981	5-3	.625
1980	6-0	1.000
1979	10-3	.769
1978	7-4	.636
1977	2-2	.500
Totals	425-158	.729

Record: 425-158 (41st year)
Largest Crowd: 9,475 Kentucky vs. LSU (10-29-1993)

Team Records

Most Kills: 107, Kentucky vs. Duke (9-9-1992)
Most Attacks: 252, Kentucky vs. Duke (9-9-1992)
Most Block Solos: 7, twice, last, Kentucky vs. Auburn (11-27-2015)
Most Block Assists: 39, Kentucky vs. Georgia (11-9-1990)
Most Digs: 122, Kentucky vs. Arkansas State (9-25-1992)
Most Assists: 91, Purdue vs. Houston (9-14-1996)
Most Service Aces: 21, Kentucky vs. Ball State (10-26-1984)

Individual Records

Most Kills:53, Priscilla Pacheco, Georgia vs. Kentucky (11-13-1994)
Most Attacks:102, Priscilla Pacheco, Georgia vs. Kentucky (11-13-1994)
Highest Hitting Percentage: 1.000, Morgan Bergren, Arkansas vs. Kentucky (11-29-2014)
Most Block Solos:12, Lisa Bokovoy, Kentucky vs. North Carolina (9-27-1985)
Most Block Assists: 12, Jenny Muzzey, Kentucky vs. Georgia (10-13-1995),
12, Jaclyn Homan, Kentucky vs. Tennessee (11-14-1997)
 12, Queen Nzenwa, Kentucky vs. Auburn (10-26-2007)
12, Amanda Simmons, Louisville vs. Kentucky (9-1-2010)
Most Digs: 35, BriAnne Sauer, Kentucky vs. Tennessee (10-21-2009)
Most Assists: 87, Linda Menconi, Purdue vs. Houston (9-14-1996)
Most Service Aces: 7, Mary Catherine Aune, Alabama vs. Kentucky (9-16-2007)

TOP-10 MEMORIAL COLISEUM CROWDS

- | | |
|--|---|
| 1. 9,475 vs. LSU10-29-1993 | 6. 4,022 vs. Texas12-9-2011 |
| 2. 7,828 vs. Hawai'i.....10-14-1983 | 7. 4,005 vs. ETSU 12-1-2017 |
| 3. 5,236 vs. Florida 11-1-2017 | 8. 3,625 vs. Georgia11-1-1991 |
| 4. 5,081 vs. Auburn11-10-1991 | 9. 3,620 vs. WKU 12-2-2017 |
| 5. 4,464 vs. Nebraska ... 12-9-2017 | 10. 3,512 vs. Florida.....11-16-2008 |



"On October 27, 2002, I sat in the stands in Memorial Coliseum and watched as the Kentucky volleyball team defeated the Georgia Bulldogs in a close five-game match. Despite what was happening on the court, the best part, for me, was what was going on in the stands. The fans were amazing. Students were cheering and getting rowdy over the littlest plays, parents were starting all the cheers, and, most importantly, the team seemed to be playing for not only themselves, but for the pride of all Kentucky athletics. I knew then that there was no other place for me. Kentucky would be home and I would make it my job to continue the UK tradition and make our fans proud."

-Former Wildcat Melissa Popp (2003-06)

KENTUCKY®

VOLLEYBALL

NCAA TOURNAMENT RECORDS

Under head coach Craig Skinner the Wildcats have made a school-record 13-straight trips to volleyball's version of the "Big Dance." Prior to his arrival, UK suffered a 12-year hiatus from the NCAA Tournament. Kentucky has made 18 total trips to the NCAA Tournament. The Cats have enjoyed a storied history in postseason play that includes eight appearances in the Sweet 16.

1983		
First Round at LEXINGTON		
12/2.....North Carolina.....W	3-0	
Regionals at Austin, Texas		
12/10.....Texas.....W	3-2	
12/11.....Hawaii.....L	3-1	
1987		
First Round at LEXINGTON		
12/5.....North Carolina St.....W	3-0	
Regionals at Austin, Texas		
12/11.....Texas-Arlington.....W	3-1	
12/12.....Texas.....L	3-1	
1988		
First Round at LEXINGTON		
12/3.....New Mexico.....W	3-2	
Regionals at Austin, Texas		
12/9.....Texas-Arlington.....L	3-1	
1990		
First Round at LEXINGTON		
11/30.....Florida St.....W	3-1	
Regionals at Austin, Texas		
12/7.....Texas.....L	3-0	
1992		
First Round at LEXINGTON		
12/3.....Duke.....W	3-1	
Regionals at Gainesville, Fla.		
12/11.....Florida.....L	3-0	
1993		
Second Round at LEXINGTON		
12/5.....Duke.....L	3-0	
2005		
First Round at Louisville, Ky.		
12/2.....Maryland.....L	3-1	
2006		
First and Second Rounds at West Lafayette, Ind.		
11/30.....Ohio.....W	3-2	
12/1.....Purdue.....L	3-0	
2007		
First Round at Dayton, Ohio		
11/30.....Michigan State.....L	3-0	
2008		
First Round at LEXINGTON		
12/4.....Michigan.....L	3-2	
2009		
First and Second Rounds at LEXINGTON		
12/4.....Michigan State.....W	3-0	
12/5.....Oregon.....W	3-0	
Regionals at Minneapolis, Minn.		
12/11.....Florida State.....L	3-2	
2010		
First and Second Rounds at West Lafayette, Ind.		
12/3.....Purdue.....L	3-1	
2011		
First and Second Rounds at College Station, Texas.		
12/1.....Dayton.....W	3-2	
12/2.....Texas A&M.....W	3-0	
Regionals at LEXINGTON		
12/9.....Texas.....L	3-1	
2012		
First and Second Rounds at LEXINGTON		
11/30.....East Tennessee St.....W	3-0	
12/1.....Ohio State.....W	3-1	
Regionals at West Lafayette, Ind.		
12/7.....Penn State.....L	3-0	
2013		
First and Second Rounds at LEXINGTON		
12/7.....Duquesne.....W	3-0	
12/8.....Michigan State.....L	3-1	
2014		
First and Second Rounds at LEXINGTON		
12/5.....Oakland.....W	3-0	
12/6.....Ohio State.....L	3-1	
2015		
First and Second Rounds at LEXINGTON		
12/4.....American.....L	3-0	
2016		
First and Second Rounds at Seattle		
12/2.....Colorado State.....W	3-1	
12/3.....Washington.....L	3-0	
2017		
First and Second Rounds at Lexington		
12/1.....ETSU.....W	3-0	
12/2.....WKU.....W	3-2	
Regionals at Lexington		
12/8.....BYU.....W	3-2	
12/9.....Nebraska.....L	3-1	

UK's first appearance in the tournament was in 1983 under co-head coaches Marilyn McReavy and Mary Jo Pepler. In that tournament, UK advanced to the Sweet 16 before losing to Hawaii in the regional finals.

Skinner again led the Wildcats to NCAA appearances in 2017, 2016, 2015 and 2014. 2017 was Kentucky's most successful run in the NCAA Tournament. UK advanced to the "Elite Eight" for the first time in modern history. Kentucky earned the right to host as a top-four seed and took down ETSU, WKU and BYU before falling to Nebraska in the regional final.

In 2016, UK advanced to the second round, defeating Colorado State. In 2014, UK played host to the First and Second Rounds for the fifth time in seven seasons. The Wildcats downed Oakland before falling in a tough four-set match to Ohio State.

Skinner directed the Wildcats to a school-best ninth-straight NCAA Tournament in 2012. UK earned the tournament's No. 15 overall seed and played host to the First and Second Rounds. UK defeated Duquesne before falling to Michigan State. Memorial Coliseum then hosted the NCAA Regionals with eventual-national champion Penn State emerging from UK's pod.

Kentucky earned the tournament's No. 16 overall seed and played host to the opening rounds for the third time in the last five seasons. UK took down East Tennessee State and No. 14 Ohio State to advance to its second-straight Sweet 16. Kentucky eventually fell to No. 1 Penn State in the NCAA regionals.

In 2011, UK knocked off Dayton and host Texas A&M in the opening rounds of play to make its way back to Lexington for the NCAA Regionals on its home floor. UK gave No. 1-seeded Texas all it could handle before falling in four sets in front of the largest crowd to witness a volleyball match in the Skinner era.

UK continued its historic stretch with a sixth-consecutive tournament appearance in 2010. The Wildcats traveled to West Lafayette, Ind., before falling in four sets to the No. 16 seed Purdue Boilermakers.

In 2009, UK hosted the first and second rounds for the second straight season and swiftly moved through the Lexington site with sweeps of Michigan State and 13th-seeded Oregon to advance to the Sweet 16 for the first time under Skinner.

Kentucky served as the host of the first

and second rounds in 2008 for the first time since 1993. The Blue and White dropped a thrilling five-set match to Michigan in front of one of the largest crowds ever at Memorial Coliseum.

UK met Michigan State in the opening round of action in 2007 before falling in three sets to an impressive Spartan squad.

In 2006, the Wildcats headed north to West Lafayette, Ind., for a showdown with No. 20 Ohio, which Kentucky toppled in a five-game thriller to give the Cats their first NCAA Tournament win since Dec. 3, 1992. The Wildcats fell to host Purdue the next night in a 3-0 sweep.

In 2005, Kentucky squared off with 2005 Atlantic Coast Conference champion Maryland in the Louisville Gardens. The Terrapins used powerful blocking to overpower the Cats 3-1 in the tournament's opening round. In 1993, Fran Flory's first year with the program, the Cats hosted the first and second rounds but suffered a 3-0 loss to Duke after a first-round bye.

UK made its best two showings in the tournament in 1983 and 1987 when the team won its first match at the South Regional Championships to be included among the final eight teams in the tournament before losing to Hawaii and Texas, respectively, by 3-1 scores in the regional final. McReavy and Pepler's '83 team and the '87 team coached by Kathy DeBoer both used Memorial Coliseum's home-court advantage to sweep through their first-round matches.

Collegiate volleyball championships began in 1970 with the first event held in Long Beach, Calif. Under the auspices of the Association of Intercollegiate Athletics for Women, the tournament continued to flourish through 1981 when the NCAA began its sponsorship. The NCAA has remained the host ever since.

The University of Kentucky and Memorial Coliseum were honored to serve as the hosts for the NCAA Women's Volleyball Championships in 1983, won by Hawaii over UCLA, 3-0. The field for the NCAA Division I Women's Volleyball Championships was expanded from 56 to 64 teams in 1998. The tournament's first expansion was in 1993, increasing the field from 32 to 48 teams.

KENTUCKY®

VOLLEYBALL

UK VOLLEYBALL AWARD WINNERS

UK WINNERS OF RETIRED AWARDS

1988 Lisa Bokovoy
 Laura Linder
 Kim Thompson
 1987 Lisa Dausman
 Annette Ewasek
 Laura Linder
 1986 Jill Ackerman
 Lisa Bokovoy
 Irene Smyth

AIAW All-Region

1980 Sandy Glasscock
 Marsha Bond
 Kim Clay
 Mary Freitag
 1979 Jane Miller
 Debbie Sriver
 Sandy Glasscock

All-KWIC

1980 Mary Freitag
 Marsha Bond
 1979 Mary Freitag
 Kim Clay
 1978 Mary Freitag
 1977 Mary Freitag

AIAW All-Tournament

1979 Sandy Glasscock
 Jane Miller
 Debbie Sriver

KWIC All-Tournament

1979 Kim Clay
 Mary Freitag
 Linda Jackowiak

KWIC Coach of the Year

1979 Delphine Nemeth

National Invitation All-Tournament

1991 Jane Belanger (MVP)
 Krista Robinson

AVCA All-American

2017 Leah Edmond (1st)
 Madison Lilley (2nd)
 Kaz Brown (HM)
 Ashley Dusek (HM)
 2016 Leah Edmond (3rd)
 Ashley Dusek (HM)
 Olivia Dailey (HM)
 2015 Morgan Bergren (HM)
 Ashley Dusek (HM)
 2014 Morgan Bergren (2nd)
 Jackie Napper (HM)
 Lauren O'Conner (HM)
 Anni Thomasson (HM)
 2013 Whitney Billings (2nd)
 Alexandra Morgna (HM)
 2012 Whitney Billings (2nd)
 Christine Hartmann (HM)
 Stephanie Klefot (HM)
 2011 Stephanie Klefot (2nd)
 Whitney Billings (HM)
 Christine Hartmann (HM)
 2010 Lauren Rapp (HM)
 2009 Sarah Mendoza (HM)
 Sarah Rumely (2nd)
 BriAnne Sauer (HM)
 2008 Queen Nzenwa (HM)
 Sarah Rumely (HM)
 2007 Queen Nzenwa (HM)
 1993 Jane Belanger (2nd)
 1988 Lisa Bokovoy (2nd)
 1987 Annette Ewasek (2nd)
 1983 Marsha Bond (1st)
 Karolyn Kirby (1st)
 1982 Marsha Bond (HM)

All-Southeastern Conference

2017 Kaz Brown (1st)
 Ashley Dusek (1st)
 Leah Edmond (1st)
 Emily Franklin (1st)
 Madison Lilley (1st)
 2016 Kaz Brown (1st)
 Olivia Dailey (1st)
 Ashley Dusek (1st)
 Leah Edmond (1st)
 2015 Morgan Bergren (1st)
 Kaz Brown (1st)
 Ashley Dusek (1st)
 2014 Morgan Bergren (1st)
 Jackie Napper (1st)
 Lauren O'Conner (1st)
 Anni Thomasson (1st)
 2013 Whitney Billings (1st)
 Alexandra Morgan (1st)
 2012 Whitney Billings (1st)
 Stephanie Klefot (2nd)
 2011 Whitney Billings (1st)
 Christine Hartmann (1st)
 Stephanie Klefot (1st)
 Ashley Frazier (2nd)
 2010 Lauren Rapp (1st)
 Stephanie Klefot (2nd)
 2009 Sarah Mendoza (1st)
 Sarah Rumely (1st)
 Lauren Rapp (2nd)
 BriAnne Sauer (2nd)
 2008 Queen Nzenwa (1st)
 Sarah Rumely (1st)
 Sarah Mendoza (2nd)
 Lauren Rapp (2nd)

2007 Queen Nzenwa (1st)
 Nicole Britenriker (2nd)
 2006 Nicole Britenriker (2nd)
 Queen Nzenwa (2nd)
 2005 Amy Kaplan (2nd)
 Danielle Wallace (2nd)
 2003 Jenni Casper (1st)
 2001 April Barnhorst (2nd)
 2000 Megan Weiskircher (2nd)
 1999 Katie Eiserman (2nd)
 1998 Jaclyn Homan (2nd)
 LaTonya Webb (2nd)
 LaTanya Webb (2nd)
 1997 LaTanya Webb (2nd)
 1996 Gina Heustis (1st)
 Jenny Muzzey (2nd)
 1995 Molly Dreisbach (1st)
 Mara Eglitis (2nd)
 1994 Molly Dreisbach (1st)
 Mara Eglitis (2nd)
 1993 Eunice Thomas (1st)
 Krista Robinson (1st)
 Jane Belanger (1st)
 Ann Hall (2nd)
 Molly Dreisbach (2nd)
 1992 Eunice Thomas (1st)
 Krista Robinson (1st)
 Jane Belanger (1st)
 1991 Eunice Thomas (1st)
 1990 Laura Linder (1st)
 Cathy DeBuono (1st)
 1989 Stephanie Green (1st)
 Mary Jones (1st)
 1988 Lisa Bokovoy (1st)
 Laura Linder (1st)
 Kim Thompson (2nd)
 1987 Lisa Bokovoy (1st)
 Lisa Dausman (1st)
 Annette Ewasek (1st)
 1986 Lisa Bokovoy (1st)
 Irene Smyth (1st)
 1984 Lori Erpenbeck (1st)
 Kim Martinsen (1st)
 1983 Marsha Bond (1st)
 Lori Erpenbeck (1st)
 Karolyn Kirby (1st)
 1982 Marsha Bond (1st)
 Kim Clay (1st)
 1981 Marsha Bond (1st)
 Jane Miller (1st)
 1980 Kim Clay (1st)
 Mary Freitag (1st)
 Sandy Glasscock (1st)

SEC All-Tournament

1999 Kristen Batt
 1994 Molly Dreisbach
 1993 Eunice Thomas
 1992 Eunice Thomas
 1991 Eunice Thomas
 1989 Mary Jones
 Laura Linder
 1988 Lisa Bokovoy
 Laura Linder
 Kim Thompson (MVP)
 1987 Lisa Dausman (MVP)
 Laura Linder
 Kim Thompson
 Jill Ackerman
 Annette Ewasek
 Irene Smyth
 1985 Jill Ackerman

1984 Sandra Lunney
 Lisa Dausman
 Lori Erpenbeck
 Kim Martinsen
 Irene Smyth
 1983 Marsha Bond
 Karolyn Kirby (MVP)
 1982 Marsha Bond
 Kim Clay
 1981 Marsha Bond
 Sandy Glasscock
 1980 Kim Clay
 Sandy Glasscock
 1979 Kim Clay
 Mary Freitag

SEC All-Freshman Team

2017 Madison Lilley
 Avery Skinner
 2016 Leah Edmond
 2015 Brooke Morgan
 2014 Kaz Brown
 2013 Anni Thomasson
 2012 Sara Schwarzwaldner
 2011 Lauren O'Conner
 2010 Whitney Billings
 2009 Stephanie Klefot
 2008 Becky Pavan
 2007 Lauren Rapp
 2006 Sarah Rumely
 2005 Queen Nzenwa
 2003 Jenni Casper
 Melissa Popp

SEC Player of the Year

2008 Sarah Rumely

SEC Freshman of the Year

2017 Madison Lilley
 2016 Leah Edmond
 2006 Sarah Rumely

SEC Tournament MVP

1988 Kim Thompson
 1987 Lisa Dausman
 1983 Karolyn Kirby

SEC Defensive Player/Libero of the Year

2017 Ashley Dusek
 2016 Ashley Dusek
 2015 Ashley Dusek
 2014 Jackie Napper
 2012 Stephanie Klefot
 2011 Stephanie Klefot
 2010 Stephanie Klefot
 2005 Jenni Casper
 2003 Jenni Casper

SEC Coach of the Year

2017 Craig Skinner
 2005 Craig Skinner
 1987 Kathy DeBoer
 1983 Marilyn McReavy &
 Mary Jo Peppler

NCAA Coach of the Year

1987 Kathy DeBoer

NCAA Region All-Tournament

2017 Leah Edmond

KENTUCKY®

VOLLEYBALL

UK VOLLEYBALL AWARD WINNERS

Avery Skinner
 2011 Ashley Frazier
 2009 Lauren Rapp
 1992 Eunice Thomas
 1990 Laura Linder
 1988 Lisa Bokovoy
 1987 Lisa Bokovoy

AVCA All-South/ All-Southeast Region

2017 Kaz Brown
 Ashley Dusek
 Emily Franklin
 Leah Edmond
 Madison Lilley
 2016 Kaz Brown
 Olivia Dailey
 Ashley Dusek
 Leah Edmond
 2015 Morgan Bergren
 Kaz Brown
 Ashley Dusek
 2014 Morgan Bergren
 Jackie Napper
 Lauren O'Conner
 Anni Thomasson
 2013 Whitney Billings
 Alexandra Morgan
 2012 Whitney Billings
 Christina Hartmann
 Stephanie Klefot
 2011 Whitney Billings
 Christina Hartmann
 Stephanie Klefot
 Lauren Rapp
 2010 Lauren Rapp
 2009 Sarah Mendoza
 Lauren Rapp
 Sarah Rumely
 BriAnne Sauer
 2008 Queen Nzenwa
 Becky Pavan
 Lauren Rapp
 Sarah Rumely
 2007 Queen Nzenwa
 Nicole Britenriker
 2006 Nicole Britenriker
 1993 Eunice Thomas
 Krista Robinson
 Jane Belanger
 1992 Eunice Thomas
 Krista Robinson
 Jane Belanger
 1991 Eunice Thomas

AVCA All-District IV

1995 Molly Dreisbach

AVCA South Region Coach of the Year

2011 Craig Skinner
 1993 Fran Flory

AVCA Southeast Region Player of the Year

2017 Leah Edmond

AVCA Southeast Region Freshman of the Year

2016 Leah Edmond
 2017 Madison Lilley

AVCA National Assistant Coach of the Year

2017 Lindsey Gray-Walton

CoSida Academic All-American

2015 Morgan Bergren (1st)
 2009 Sarah Rumely (3rd)

CoSida Academic All-District

2016 Ashley Dusek
 2015 Morgan Bergren
 2014 Kelsey Wolf
 2013 Ashley Frazier
 2012 Ashley Frazier
 2011 Ashley Frazier
 2010 Ann Armes
 Lauren Rapp
 2009 Gretchen Giesler
 Lauren Rapp
 Sarah Rumely
 BriAnne Sauer
 Laura Stokowski
 2008 Sarah Rumely
 BriAnne Sauer

Verizon Academic All-American

2001 April Barnhorst
 1988 Lisa Bokovoy
 1986 Jill Ackerman

Verizon Academic All-District

2004 Sarah Spinner
 Danielle Wallace
 2003 Liz McCaslin
 Danielle Wallace
 2001 April Barnhorst
 2000 April Barnhorst
 Megan Weiskircher
 1999 April Barnhorst
 Megan Weiskircher
 1995 Tracy Thompson

SEC Scholar Athlete of the Year

2011 Ann Armes
 2010 Lauren Rapp
 2005 Danielle Wallace

Academic All-SEC

2017 Kaz Brown
 Olivia Dailey
 Ashley Dusek
 Leah Edmond
 Emily Franklin
 Jordan Fry
 Harper Hempel
 Merideth Jewell
 Darian Mack
 Brooke Morgan
 Anna Nyberg
 Kylie Schmaltz
 McKenzie Watson
 2016 Kaz Brown
 Olivia Dailey
 Ashley Dusek
 Emily Franklin
 Harper Hempel
 Darian Mack
 Brooke Morgan
 Anna Nyberg
 Kylie Schmaltz
 McKenzie Watson
 2015 Morgan Bergren
 Kaz Brown
 Olivia Dailey
 Ashley Dusek
 Emily Franklin
 Harper Hempel
 Darian Mack
 Anna Nyberg
 Sara Schwarzwald
 Anni Thomasson
 McKenzie Watson
 2014 Sharay Barnes
 Morgan Bergren
 Ashley Dusek
 Emily Franklin
 Alyssa Gergins

Darian Mack
 Jackie Napper
 Lauren O'Conner
 Sara Schwarzwald
 Anni Thomasson
 Kayla Tronick
 Kelsey Wolf
 2002 Morgan Bergren
 Whitney Billings
 Alyssa Gergins
 Jessi Greenberg
 Jackie Napper
 Lauren O'Conner
 Sara Schwarzwald
 Kelsey Wolf
 2001 Morgan Bergren
 Ashley Frazier
 Jessi Greenberg
 Christine Hartmann
 Stephanie Klefot
 Jackie Napper
 Lauren O'Conner
 Sara Schwarzwald
 2011 Ann Armes
 Ashley Frazier
 Gretchen Giesler
 Christine Hartmann
 Jessi Greenberg
 Elizabeth Koberstein
 Jackie Napper
 Lauren O'Conner
 Becky Pavan
 2010 Ann Armes
 Gretchen Giesler
 Christine Hartmann
 Alexandra Morgan
 Becky Pavan
 1999 Ann Armes
 Brooke Bartek
 Whitney Billings
 Gretchen Griesler
 Alexandra Morgan
 Becky Pavan
 2009 Ann Armes
 Brooke Bartek
 Whitney Billings
 Gretchen Griesler
 Alexandra Morgan
 Becky Pavan
 1994 Betsy Aldridge
 Molly Dreisbach
 Katherine Lindgren
 2008 Ann Armes
 Brooke Bartek
 Gretchen Griesler
 Becky Pavan
 Christine Hartmann
 Lauren Rapp
 Sarah Rumely
 BriAnne Sauer
 Laura Stokowski
 Ann Armes
 Annmarie Behr
 Kathleen Bowler
 Queen Nzenwa
 Lauren Rapp
 Sarah Rumely
 BriAnne Sauer
 1993 Ann Hall
 Eunice Thomas
 Katherine Lindgren
 Melody Sobczak
 Molly Dreisbach
 Ann Hall
 1992 Molly Dreisbach
 Amie Dougherty
 Ann Hall
 1989 Karen Creates
 Cathy DeBuono
 Stephanie Green
 Mary Jones
 1988 Lisa Bokovoy
 Karen Creates
 Chris Maradits
 1987 Lisa Bokovoy
 1986 Jill Ackerman
 1985 Jill Ackerman
 1984 Jill Ackerman
 1983 Fredda Simpson

Sissy Canfield
 Julie Davis
 Amy Kaplan
 Leigh Marcum
 Sarah Spinner
 Danielle Wallace
 April Barnhorst
 Katie Bright
 Sissy Canfield
 Anne Koester
 Leigh Marcum
 Liz McCaslin
 Sarah Spinner
 April Barnhorst
 Liz McCaslin
 Stacey Wallace
 Megan Weiskircher
 April Barnhorst
 Terri Crabb
 Katie Eiserman
 Jennie Reed
 Stacey Wallace
 Megan Weiskircher

April Barnhorst
 Jaclyn Homan
 Jennie Reed
 Stacey Wallace
 Megan Weiskircher
 1998 Katie Eiserman
 Jaclyn Homan
 Jenny Muzzey
 Stacey Wallace
 Megan Weiskircher
 1997 Cynthia Dozier
 Tracy Thompson
 Cynthia Dozier
 Jenny Muzzey
 Tracy Thompson
 1995 Fiona Bolten
 Cynthia Dozier
 Molly Dreisbach
 Ainsley Grimes
 Katherine Lindgren
 Tracy Thompson
 1994 Betsy Aldridge
 Molly Dreisbach
 Katherine Lindgren
 Melody Sobczak
 Molly Dreisbach
 Ann Hall
 Eunice Thomas
 Katherine Lindgren
 Melody Sobczak
 Jen Wright
 1992 Molly Dreisbach
 Amie Dougherty
 Ann Hall
 1989 Karen Creates
 Cathy DeBuono
 Stephanie Green
 Mary Jones

KENTUCKY

VOLLEYBALL

KENTUCKY IN THE NATIONAL RANKINGS

KENTUCKY VOLLEYBALL WEEK-BY-WEEK IN THE AVCA POLLS

Year	PS	#	1	2	3	4	5	6	7	8	9	10	11	12	13	14	15
1982	NR	1-5	-	-	-	-	-	-	-	-	-	-	-	-	-	-	-
1983	13	13-7	10	7	6	6	6	6	6	5	6	6	6	6	-	-	-
1984	NR	1-5	-	-	-	-	-	-	-	-	-	-	-	-	-	-	-
1985	NR	0-7	-	-	-	-	-	-	-	-	-	-	-	-	-	-	-
1986	NR	0-3	-	-	-	-	-	-	-	-	-	-	-	-	-	-	-
1987	NR	3-2	17	18	11	9	9	9	9	9	9	9	10	-	-	-	-
1988	NR	3-3	9	9	10	8	7	9	9	9	10	9	11	11	-	-	-
1989	NR	1-4	11	11	14	18	-	-	-	-	-	-	-	-	-	-	-
1990	NR	0-7	-	-	-	-	-	-	-	-	-	-	-	-	-	-	-
1991	NR	1-8	-	-	-	-	-	-	-	-	-	-	-	-	-	-	-
1992	23	2-7	25	-	24	22	20	19	18	16	19	19	17	16	-	-	-
1993	18	3-3	16	11	10	7	5	10	10	14	12	12	12	12	-	-	-
1994	NR	0-11	-	-	-	-	-	-	-	-	-	-	-	-	-	-	-
1995	NR	0-9	-	-	-	-	-	-	-	-	-	-	-	-	-	-	-
1996	NR	0-8	-	-	-	-	-	-	-	-	-	-	-	-	-	-	-
1997	NR	0-4	-	-	-	-	-	-	-	-	-	-	-	-	-	-	-
1998	NR	0-5	-	-	-	-	-	-	-	-	-	-	-	-	-	-	-
1999	NR	0-3	-	-	-	-	-	-	-	-	-	-	-	-	-	-	-
2000	NR	0-2	-	-	-	-	-	-	-	-	-	-	-	-	-	-	-
2001	NR	0-2	-	-	-	-	-	-	-	-	-	-	-	-	-	-	-
2002	NR	0-3	-	-	-	-	-	-	-	-	-	-	-	-	-	-	-
2003	NR	0-5	-	-	-	-	-	-	-	-	-	-	-	-	-	-	-
2004	NR	0-5	-	-	-	-	-	-	-	-	-	-	-	-	-	-	-
2005	NR	0-3	-	-	-	-	-	-	-	-	-	-	-	-	-	-	-
2006	NR	2-5	-	-	-	-	-	-	-	-	-	-	-	-	-	-	-
2007	NR	1-2	-	-	-	-	-	-	-	-	-	-	-	-	-	-	-
2008	NR	1-3	-	-	-	-	-	25	23	22	21	19	22	19	17	20	22
2009	21	4-2	18	17	16	17	15	10	8	7	12	11	11	10	10	13	12
2010	14	1-9	16	16	22	24	-	-	-	-	-	-	-	-	-	-	-
2011	-	4-3	-	-	-	-	-	-	25	24	24	19	18	16	16	13	-
2012	13	2-5	10	19	24	-	-	-	25	24	24	19	18	16	16	20	-
2013	17	1-6	21	19	19	18	19	15	14	15	19	20	17	16	17	17	20
2014	19	1-4	16	15	14	13	13	12	16	18	17	15	15	15	13	17	-
2015	15	3-4	10	21	24	24	21	20	20	21	20	21	18	19	24	22	-
2016	24	3-1	23	-	-	-	-	25	23	21	22	18	24	23	23	24	23
2017	14	4-4	13	13	12	10	10	10	8	6	6	6	7	6	6	6	6

PS - Preseason Ranking

- Record vs. Ranked Opponents that Year

UK FINISHES IN NATIONAL RANKINGS - AVCA POLL

1983 1. Hawaii 2. Pacific 3. UCLA 4. Stanford 5. Kentucky 6. San Diego State 7. Texas 8. BYU 9. Western Michigan 10. Arizona 11. USC 12. UC Santa Barbara 13. Cal Poly SLO 14. Tennessee 15. Purdue 16. Nebraska 17. California 18. Arizona State 19. Oregon State 20. Colorado State	4. Illinois 5. Nebraska 6. Texas 7. Texas-Arlington 8. Long Beach State 9. Washington 10. Pacific 11. Kentucky 12. BYU 13. Oklahoma 14. Arizona State 15. San Diego State 16. Arizona 17. USC 18. San Jose State 19. New Mexico 20. Penn State 21. California 22. Cal Poly SLO	2. Texas 3. Long Beach State 4. BYU 5. UC Santa Barbara 6. Stanford 7. Penn State 8. Nebraska 9. Colorado 10. Arizona State 11. Pacific 12. Kentucky 13. USC 14. Florida 15. Ohio State 16. Arizona 17. Notre Dame 18. Hawaii 19. Georgia 20. Duke 21. Washington State 22. Santa Clara 23. Illinois 24. Loyola Marymount 25. Florida State	23. Long Beach State 24. Colorado State 25. Santa Clara	17. Washington 18. Northern Iowa 19. Tennessee t-20. Michigan t-20. San Diego 22. Kansas State 23. Ohio State 24. Oregon 25. Colorado State	11. Florida State 12. Missouri 13. BYU 14. Michigan State 15. Florida 16. Illinois 17. Kansas 18. Hawai'i 19. American 20. Kentucky 21. Colorado State 22. Duke 23. Marquette 24. Oregon 25. North Carolina	5. Wisconsin 6. UCLA 7. Washington 8. BYU 9. Creighton 10. Penn State 11. North Carolina 12. Kansas 13. Florida State 14. Michigan 15. Florida 16. Missouri 17. Hawai'i 18. Ohio State 19. Michigan State 20. Arizona 21. Oregon 22. San Diego 23. Kentucky 24. Washington State 25. Utah	
1987 1. Pacific 2. Hawaii 3. Stanford 4. BYU 5. UCLA 6. Colorado State 7. Texas 8. Illinois 9. Kentucky 10. Nebraska 11. San Jose State 12. Western Michigan 13. UC Santa Barbara 14. Cal Poly SLO 15. USC 16. Texas-Arlington 17. Oregon 18. Pepperdine 19. California 20. Long Beach State	1. UCLA 2. Stanford 3. Long Beach State 4. Pacific 5. Florida 6. Illinois 7. Nebraska 8. BYU 9. Penn State 10. Texas 11. USC 12. LSU 13. UC Santa Barbara 14. Arizona State 15. Colorado 16. Kentucky 17. Texas Tech 18. New Mexico 19. Georgia 20. Washington State 21. Ohio State 22. Notre Dame 23. Fresno State 24. Houston 25. Cal State Northridge	1. Penn State 2. Stanford 3. Nebraska 4. Texas 5. Washington 6. California 7. Hawaii 8. UCLA 9. Oregon 10. Florida 11. Illinois 12. Iowa State 13. USC 14. Minnesota 15. Purdue 16. Utah 17. Michigan 18. Wichita State 19. San Diego 20. Kansas State 21. Saint Louis 22. Kentucky	2008 1. Penn State 2. Stanford 3. Nebraska 4. Texas 5. Washington 6. California 7. Hawaii 8. UCLA 9. Oregon 10. Florida 11. Illinois 12. Iowa State 13. USC 14. Minnesota 15. Purdue 16. Utah 17. Michigan 18. Wichita State 19. San Diego 20. Kansas State 21. Saint Louis 22. Kentucky	2009 1. Penn State 2. Texas 3. Hawaii 4. Minnesota 5. Nebraska 6. Iowa State 7. Stanford 8. California 9. Michigan 10. Illinois 11. Florida State 12. Kentucky 13. Washington 14. UCLA 15. Florida 16. USC 17. Colorado State 18. Oregon 19. LSU 20. Baylor 21. Texas A&M 22. St. Mary's (Calif.) 23. Northern Iowa 24. Tennessee 25. Dayton	2012 1. Texas 2. Oregon 3. Penn State 4. Stanford 5. Michigan 6. USC 7. Nebraska 8. Minnesota 9. Washington 10. Florida 11. Hawaii 12. BYU 13. UCLA 14. Iowa State 15. Purdue 16. Michigan State 17. Louisville 18. Florida State 19. Dayton 20. Kentucky 21. Western Kentucky 22. Ohio State 23. Wichita State 24. Creighton 25. Kansas	2014 1. Penn State 2. Stanford 3. BYU 4. Wisconsin 5. Texas 6. Florida 7. North Carolina 8. Nebraska 9. Washington 10. Florida State 11. Illinois 12. Colorado State 13. Ohio State 14. Oregon 15. UCLA 16. Arizona 17. Kentucky 18. Utah 19. Long Beach State 20. Oregon State 21. Colorado 22. Arizona State 23. Hawai'i 24. UALR 25. Duke	2017 1. Nebraska 2. Florida 3. Penn State 4. Stanford 5. Texas 6. Kentucky 7. Southern Cal 8. Michigan State 9. BYU 10. Minnesota 11. Utah 12. Wisconsin 13. San Diego 14. UCLA 15. Washington 16. Creighton 17. Illinois 18. Purdue 19. Colorado 20. Missouri 21. Baylor 22. Cal Poly 23. Wichita State 24. Colorado State 25. Iowa State
1988 1. UCLA 2. Stanford 3. Hawaii	1993 1. UCLA	2011 1. UCLA 2. Illinois 3. USC 4. Texas 5. Hawaii 6. Pepperdine 7. Florida State 8. Iowa State 9. Penn State 10. Purdue 11. Florida 12. Nebraska 13. Kentucky 14. Stanford 15. Minnesota 16. California	2013 1. Penn State 2. Wisconsin 3. Texas 4. Washington 5. Stanford 6. Southern Cal 7. Nebraska 8. Purdue 9. San Diego 10. Minnesota	2016 1. Stanford 2. Texas 3. Minnesota 4. Nebraska	2015 1. Nebraska 2. Florida 3. Penn State 4. Stanford 5. Texas 6. Kentucky 7. Southern Cal 8. Michigan State 9. BYU 10. Minnesota 11. Utah 12. Wisconsin 13. San Diego 14. UCLA 15. Washington 16. Creighton 17. Illinois 18. Purdue 19. Colorado 20. Missouri 21. Baylor 22. Cal Poly 23. Wichita State 24. Colorado State 25. Iowa State		

KENTUCKY[®]

VOLLEYBALL

RECORDS VS. RANKED OPPONENTS

2006 (2-5)

Date	Opponent	UK/Opp	Site	Score
S. 17	LSU	NR/18	H	L, 1-3
S. 29	Florida	NR/10	H	L, 2-3
O. 11	Tennessee	NR/18	H	W, 3-2
O. 20	LSU	NR/12	A	L, 0-3
N. 19	Florida	NR/7	A	L, 0-3
N. 29	Ohio	NR/20	N	W, 3-2
D. 01	Purdue	NR/23	A	L, 0-3

2007 (1-2)

Date	Opponent	UK/Opp	Site	Score
O. 5	Florida	NR/6	A	L, 0-3
O. 14	LSU	NR/18	H	W, 3-2
N. 11	Florida	NR/8	H	L, 0-3

2008 (1-3)

Date	Opponent	UK/Opp	Site	Score
A. 30	Wisconsin	NR/13	H	L, 0-3
O. 10	Florida	25/9	A	L, 2-3
N. 16	Florida	22/12	H	W, 3-2
D. 4	Michiagan	20/22	H	L, 2-3

2009 (4-2)

Date	Opponent	UK/Opp	Site	Score
S. 11	Kansas State	17/21	A	W, 3-1
O. 2	Florida	15/5	A	W, 3-2
O. 24	LSU	7/20	H	W, 3-2
N. 22	Florida	10/13	H	L, 1-3
D. 5	Oregon	13/17	H	W, 3-0
D. 11	Florida State	13/12	N	L, 2-3

2010 (1-9)

Date	Opponent	UK/Opp	Site	Score
A. 28	Nebraska	14/2	A	L, 0-3
A. 29	Iowa State	14/9	N	L, 1-3
S. 10	Florida State	16/17	H	L, 2-3
S. 17	Florida	22/3	H	L, 1-3

S. 29	Tennessee	NR/23	A	L, 0-3
O. 8	LSU	NR/15	A	L, 0-3
O. 24	Florida	NR/1	A	L, 0-3
N. 14	LSU	NR/15	H	W, 3-2
N. 24	Tennessee	NR/21	H	L, 0-3
D. 3	Purdue	NR/24	A	L, 1-3

2011 (4-3)

Date	Opponent	UK/Opp	Site	Score
A. 27	Tulsa	NR/23	N	L, 2-3
S. 23	Florida	NR/6	A	L, 1-3
O. 12	Tennessee	25/18	H	W, 3-2
O. 30	Florida	24/13	H	W, 3-2
N. 23	Tennessee	16/15	A	L, 1-3
D. 9	Texas	16/5	H	L, 1-3

2012 (2-5)

Date	Opponent	UK/Opp	Site	Score
S. 1	Oregon	10/17	N	L, 0-3
S. 8	Nebraska	19/1	A	L, 1-3
S. 16	Florida	24/13	H	L, 0-3
S. 26	Tennessee	NR/25	H	W, 3-0
O. 7	Florida	NR/11	A	L, 2-3
D. 1	Ohio State	NR/14	H	W, 3-1
D. 7	Penn State	NR/1	N	L, 0-3

2013 (1-6)

Date	Opponent	UK/Opp	Site	Score
A. 30	Florida State	17/18	N	L, 3-0
S. 14	Minnesota	19/4	H	W, 3-2
O. 11	Florida	15/2	A	L, 3-0
N. 3	Missouri	19/7	A	L, 3-0
N. 24	Missouri	16/4	H	L, 3-0
N. 27	Florida	17/6	H	L, 3-2
D. 8	Michigan State	17/20	H	L, 3-1

2014 (1-4)

Date	Opponent	UK/Opp	Site	Score
S. 12	North Carolina	16/17	A	L, 3-2
O. 5	Texas A&M	13/21	H	W, 3-0
O. 26	Texas A&M	16/24	A	L, 3-1
N. 16	Florida	15/7	H	L, 3-1
D. 6	Ohio State	13/18	H	L, 3-1

2015 (3-4)

Date	Opponent	UK/Opp	Site	Score
A. 28	Michigan State	15/18	H	W, 3-2
S. 5	Southern Cal	10/8	N	L, 3-0
S. 11	Illinois	21/7	N	L, 3-0
S. 27	Florida	24/5	A	W, 3-1
O. 7	Arkansas	20/22	H	W, 3-0
O. 18	Florida	20/17	H	L, 3-1
N. 18	Texas A&M	19/25	A	L, 3-0

2016 (3-1)

Date	Opponent	UK/Opp	Site	Score
A. 27	Purdue	24/20	A	W, 3-2
S. 3	Creighton	23/22	N	W, 3-2
S. 28	Florida	NR/5	A	W, 3-0
D. 3	Washington	24/7	A	L, 3-0

2017 (4-4)

Date	Opponent	UK/Opp	Site	Score
A. 25	Utah	14/23	H	W, 3-2
S. 1	Creighton	13/7	A	L, 3-0
S. 2	Southern Cal	13/17	N	W, 3-1
S. 4	Kansas	13/7	A	L, 3-0
O. 15	Florida	8/1	A	W, 3-1
N. 1	Florida	6/4	H	L, 3-0
D. 8	BYU	6/7	H	W, 3-2
D. 9	Nebraska	6/5	H	L, 3-1

ALL-TIME VS. ALL RANKED OPPONENTS

Arizona State	2-0	Illinois	1-2	Northwestern	1-0	Tennessee	5-6
Arkansas	1-1	Illinois State	1-1	North Carolina	0-1	Texas	3-11
Brigham Young	1-1	Iowa State	0-1	Notre Dame	1-3	Texas A&M	1-7
Clemson	0-1	Kansas	0-1	Ohio	1-0	Texas Arlington	3-1
Colorado	1-1	Kansas State	1-0	Ohio State	2-4	Texas Tech	1-0
Colorado State	0-1	Long Beach State	0-2	Oregon	1-1	Tulsa	1-0
Creighton	1-1	Louisville	0-6	Oregon State	0-1	UCLA	0-2
Duke	0-2	LSU	3-12	Pacific	0-5	UC-Santa Barbara	1-0
Florida	6-46	Michigan	0-1	Penn State	0-4	Utah	1-0
Florida State	0-3	Michigan State	1-2	Purdue	4-5	Washington	0-1
Georgia	1-4	Minnesota	1-0	San Diego State	2-0	Western Michigan	0-1
Georgia Tech	0-2	Missouri	0-2	San Jose State	1-2	Wisconsin	0-2
Hawaii	0-4	Nebraska	1-7	Southern Cal	1-2		
Houston	0-1	New Mexico	1-0	Stanford	1-2		

KENTUCKY®

VOLLEYBALL

ALL-TIME LETTERWINNERS

-A-

Jill Ackerman 1983-86
Katrina Airhart 1986-89
Betsie Aldridge 1990-94
Lynn Anderson 1977
Ann Armes 2008-11

-B-

April Barnhorst 1998-2001
Sharay Barnes 2014-16
Brooke Bartek 2007-09
Kristen Batt 1999-2002
Annmarie Behr 2007-08
Amy Beiting 1977
Jane Belanger 1990-93
Morgan Bergren 2012-15
Denise Beuke 1979-82
Whitney Billings 2010-13
Fiona Bolten 1994-95
Lisa Bokovoy 1985-88
Marsha Bond 1980-83
Kathleen Bowler 2004-07
Cathy Brett 1982
Katie Bright 2001-03
Nicole Britenriker 2006-07
Kaz Brown 2014-17
Pam Browning 1978
Linda Bunton 1981-82, 84
Kristy Burns 1997

-C-

Sissy Canfield 2000-03
Jenni Casper 2003-06
Kim Clay 1979-82
Veronica Cobb 1985-86, 88-89
Candace Cogan 2000
Terri Crabb 1996-99
Aleisha Craven 1999-2002
Julie Craven 1995-96
Karen Creates 1987-89
Sharon Crump 1984
Kristen Cunningham 2004-05
Gabby Curry 2017

-D-

Olivia Dailey 2015-17
Lisa Dausman 1983-84, 86-87
Julie Davis 2002-03
Cathy DeBuono 1988-91
Tanya Diamond 1983
Missy DiGiammarino 1985
Carrie Dorion 1986
Amie Dougherty 1991
Cynthia Dozier 1994-97
Molly Dreisbach 1992-95
Ashley Dusek 2014-17

-E-

Leah Edmond 2016-17
Tess Edwards 2005-06
Mara Eglitis 1992-95
Machelle Elliot 1984-85
Ross Elpers 1977
Katie Eiserman 1996-99
Alaine Emens 1982
Lori Erpenbeck 1981-84
Ki Eveland 2004

-F-

Ashlee Fisher 2005-06
Emily Franklin 2014-17
Ashley Frazier 2011-12
Mary Freitag 1977-80
Ellen French 1977
Jordan Fry 2016-17

-G-

Julie Gagnon 2003-06
Alyssa Gergins 2013-14
Gretchen Giesler 2008-11
Patricia Gindling 1982
Sandy Glasscock 1979-82
Stephanie Green 1988-89
Jessi Greenberg 2010-13
Ainsley Grimes 1993-96

-H-

Ann Hall 1989-91, 1993
Lisa Ann Hampton 1985-87
Saundra Kay Hancock 1982
Christine Hartmann 2009-12
Heather Hausfeld 2006
Harper Hempel 2015-17
Katie Hershiser 1979-80
Blaire Hiler 2007-10
Heidi Hineline 1977-80
Jessy Hoeschler 2011
Julie Holzderber 1977
Jaclyn Homan 1996-99
Jody Hopkins 1985-88
Brenda Huenfeld 1978-81
Pam Hugan 1977-78
Cathy Hughes 1998

-J-

Linda Jackowiak 1978-80
Merideth Jewell 2017
Mary Jones 1986-89

-K-

Amy Kaplan 2002-05
Kristi Kelley 2000-02
Karolyn Kirby 1983
Stephanie Klefot 2009-12
Katie Knytych 2004
Elizabeth Koberstein 2010-11
Anne Koester 2001-02

Melissa Kracht 1999-2000

-L-

Toni Lee 2001-02
Madison Lilley 2017
Laura Linder 1987-90
Katherine Lindgren 1992-95
Sandra Lunney 1983-86

-M-

Darian Mack 2014-17
Christine Maradits 1987-88
Kim Martinsen 1983-84
Leigh Marcum 2002-05
Natalie Marsh 2006
Liz McCaslin 1999-2000, 02-03
Sarah Mendoza 2007-09
Jane Miller 1978-81
Alex Montefalco 2004
Yvette Moorehead 1988-91
Alexandra Morgan 2010-13
Brooke Morgan 2015-17
Jenny Muzzey 1995-98

-N-

Jackie Napper 2011-14
Kirby Newhouse 2003
Anna Nyberg 2015-17
Queen Nzenwa 2005-08

-O-

Lauren O'Conner 2011-14
Melissa O'Neal 1995

-P-

Kendyl Paris 2017
Becky Pavan 2008-11
Celeste Phillips 1981-82
Alisa Pierce 2005-08
Melissa Popp 2003-06
Jean Pritchard 1977-78

-Q-

Linda Quodomine 1977

-R-

Lauren Rapp 2007-10
Jennie Reed 1996-99
Krista Robinson 1991-93
Sarah Rumely 2006-08
Julie Ryan 1978-81

-S-

Angela Salvatore 1989-92
Whitney Sample 1998-2001
BriAnne Sauer 2006-09
Kylie Schmaltz 2016-17
Karen Schwartz 1990-91
Sara Schwarzwald 2012-15
Fredda Simpson 1981-83
Avery Skinner 2017
Irene Smyth 1983-86
Melody Sobczak 1991-94
Lauren Speelman 2001
Sarah Spinner 2001-04
Debbie Sriver 1978-81
Chris Stellberger 1983
Laura Stokowski 2007-09
Megan Stout 1998

-T-

Stephenie Taylor 1997-2000
Euncie Thomas 1990-93
Anni Thomasson 2013-16
Kim Thompson 1987-88
Tracy Thompson 1994-97
Kayla Tronick 2012-14
Erin Turner 2005-06

-W-

Danielle Wallace 2002-05
Stacey Wallace 1997-2000
McKenzie Watson 2015-17
Megan Weiskircher 1997-2000
LaTanya Webb 1995-98
Desirre Wilkerson 2012-13
Jes Wilkinson 2004
Kelsey Wolf 2013-14
Shelby Workman 2012-14
Jennifer Wright 1991-93

-Z-

Carin Zielinski 1990

Active Players in Bold

KENTUCKY®

VOLLEYBALL

ALL-TIME NUMBERS

#1

Anna Nyberg	2015-18
Whitney Billings	2010-13
Laura Stokowski	2007-09
Melissa Popp	2003-06
Lauren Speelman	2001
Brooke Dodson	2000
Katie Eiserman	1996-99
Katherine Lindgren	1992-95
Carin Zielinski	1990-91
Ann Hall	1989
Kim Thompson	1987-88
Jill Ackerman	1983-86
Lori Erpenbeck	1981-82

#2

McKenzie Watson	2015-18
Alexandra Morgan	2010-13
Alisa Pierce	2008
Kathleen Bowler	2004-07
Stephenie Taylor	1996-2000
Jennie Reed	1996
Amie Dougherty	1991-92
Laura Linder	1987-90
Mary Jones	1986
Machelle Elliot	1984-85
Cathy Brett	1982

#3

Madison Lilley	2017-18
Sharay Barnes	2014-16
Sarah Mendoza	2007-09
Heather Hausfeld	2006
Amy Kaplan	2003-05
Toni Lee	2001-02
Candace Cogan	2000
Jaclyn Homan	1996-99
Molly Dreisbach	1991-95
Stephanie Green	1988-90
Lisa Dausman	1983-87
Linda Bunton	1981-82

#4

Avery Skinner	2017-18
Anni Thomasson	2013-16
Ashley Frazier	2011-12
Brooke Bartek	2007-09
Tess Edwards	2006
Leigh Marcum	2001-05
Megan Weiskircher	1997-2000
Ainsley Grimes	1992-96
Yvette Moorehead	1988-91
Annette Ewasek	1986-87
Lori Erpenbeck	1983-84
Julie Ryan	1978-81

#5

Lauren Tharp	2018
Ashley Dusek	2014-17

Jessy Hoescler	2011
Julie Gagnon	2003-06
Anne Koester	2001-02
Stacey Wallace	1997-2000
Mara Eglitis	1992-95
Cathy DeBuono	1988-91
Lisa Ann Hampton	1987
Irene Smyth	1983-86

#6

Kendyl Paris	2017-18
Morgan Bergren	2012-15
Lauren Rapp	2007-10
Natalie Marsh	2006
Alex Montefalco	2004
Aleisha Craven	1999-2002
Meghan Stout	1998
Kristy Burns	1997
Julie Craven	1995-96
Karen Schwartz	1991
Katrina Airhart	1986-89
Missy DiGiammarino	1985
Sharon Crump	1984
Fredda Simpson	1983
Denise Beuke	1979-82

#7

Kaz Brown	2014-17
Elizabeth Koberstein	2010-11
Sarah Rumely	2006-09
Kristen Cunningham	2004-05
Sissy Canfield	2000-03
Terri Crabb	1996-99
Krista Robinson	1991-95
Jody Hopkins	1985-88
Linda Bunton	1984
Debbie Sriver	1978-81
Linda Quodomine	1977

#8

Cameron Scheitzach	2018
Darian Mack	2014-17
Gretchen Giesler	2008-11
Danielle Wallace	2002-05
April Barnhorst	1998-2001
Melissa O'Neal	1995-96
Jennifer Wright	1991-94
Veronica Cobb	1985-89
Karolyn Kirby	1983
Patricia Grindling	1982
Ellen French	1977

#9

Kylie Schmaltz	2016-18
Sara Schwarzwald	2012-15
Ann Armes	2008-2011
Ashlee Fisher	2005-06
Liz McCaslin	1999-2003
Jenny Muzzey	1995-98

Gina Heustis	1993
Angela Salvatore	1989-92
Lisa Bokovoy	1985-88
Kim Martinsen	1983-84
Alaine Emens	1982

#10

Caitlyn Cooper	2018
Jordan Fry	2016-17
Shelby Workman	2012-14
Jenni Casper	2003-06
Kristi Kelley	2000-02
LaTanya Webb	1995-98
Betsie Aldridge	1990-94
Mary Jones	1987-89
Sandra Lunney	1983-86
Mary Freitag	1978-80

#11

Emily Franklin	2014-17
Stephanie Klefot	2009-2012
Alisa Pierce	2005-07
Katie Bright	2001-03
Jennifer Reed	1997-99
Gina Heustis	1994-96
Ann Hall	1990-93
Chris Maradits	1987-89
Lisa Ann Hampton	1985-86
Chris Stellberger	1983
Lynn Anderson	1977

#12

Gabby Curry	2017-18
Lauren O'Conner	2011-14
Blaire Hiler	2007-10
Erin Turner	2005-06
Kirby Newhouse	2003
Amy Kaplan	2002
Whitney Sample	1998-2001
Cynthia Dozier	1994-97
Jane Belanger	1990-93
Karen Creates	1987-89
Carrie Dorion	1986
Brenda Huenefeld	1979-81
Heidi Hinline	1977

#13

Leah Edmond	2016-18
Kayla Tronick	2012-14
Kristen Batt	1999-2002
Tracy Thompson	1994-97
Eunice Thomas	1990-93
Tanya Diamond	1983
Sandra Carter	1982

#14

Harper Hempel	2015-17
Jessi Greenberg	2010-13
Sandy Glasscock	1979-81

Pam Hugan	1977
Tess Edwards	2005
Sarah Spinner	2001-04
Melissa Kracht	1999-00
Fiona Bolten	1994-95
Marsha Bond	1980-83
Jean Pritchard	1977

#15

Brooke Morgan	2015-18
Jackie Napper	2011-14
Ki Eveland	2004
Julie Davis	2000-03
Cathy Hughes	1998
Melody Sobczak	1991-94
Saundra Kay Hancock	1982
Jane Miller	1978-81
Rose Elpers	1977

#16

Gabby Goddard	2018
Jes Wilkinson	2004
Amy Beiting	1977

#17

Alli Stumler	018
Alyssa Gergins	2013-14
BriAnne Sauer	2006-09
Kim Clay	1979-82
Julie Holzderber	1977

#18

Annamarie Behr	2007-08
Katie Knytych	2004
Mary Freitag	1977
Linda Jackowiak	1977-80

#19

Merideth Jewell	2017-18
Celeste Phillips	1981-82

#20

Olivia Dailey	2015-17
Desirre Wilkerson	2012-13
Queen Nzenwa	2005-08
Fredda Simpson	1981-82

#21

Kelsey Wolf	2013-14
Nicole Britenriker	2006-07

#22

Becky Pavan	2008-11
-------------	---------

#32

Christine Hartmann	2008-12
--------------------	---------

KENTUCKY®

VOLLEYBALL

WHERE THE CATS ARE FROM

In the 41-year history of Kentucky volleyball, student-athletes from all across the country have come to play in the Blue and White. Kentucky volleyball players comprise 26 states and Canada.

ALABAMA (4)

Whitney Billings (Helena)
Olivia Dailey (Trussville)
Tanya Diamond (Mobile)
Alexandra Morgan (Birmingham)

ARIZONA (1)

Emily Franklin (Mesa)

CALIFORNIA (8)

Josephine Adams (Los Angeles)
Machelle Elliott (Manhattan Beach)
Jessy Hoeschler (Hawthorne)
Kristi Kelley (Corona)
Sandra Lunney (Paramount)
Kim Martinsen (Harbor City)
Irene Smyth (Long Beach)
Erin Turner (Winnetka)
Stacey Wallace (Union City)

CANADA (5)

Karen Creates (Toronto, Ontario)
Carrie Dorion (Toronto, Ontario)
Tess Edwards (Ottawa, Ontario)
Mara Eglitis (St. Catherine, Ontario)
Becky Pavan (Kitchiner, Ontario)

COLORADO (3)

Cathy Brett (Evergreen)
Cynthia Dozier (Broomfield)
Katherine Lindgren (Brighton)

FLORIDA (7)

Kristen Batt (Venice)
Fiona Bolton (Tampa)
Jessi Greenberg (Melbourne)
Missy McKee (Daytona Beach)
Sarah Mendoza (Winter Park)
Cameron Scheitzach (Orlando)
Sarah Spinner (Melbourne)
Danielle Wallace (Point Charlotte)

GEORGIA (1)

Gabby Curry (Buford)

ILLINOIS (14)

Marsha Bond (Decatur)
Kathleen Bowler (Naperville)
Veronica Cobb (Chicago)
Brooke Dodson (St. Charles)
Katie Eiserman (Lake Bluff)
Julie Gagnon (Wheaton)
Stephanie Green (Belleville)
Amy Kaplan (Cary)
Katie Knytych (Lagrange Park)
Elizabeth McCaslin (Libertyville)
Laura Stokowski (Aurora)
Eunice Thomas (Chicago)
Jes Wilkinson (Darien)

Jennifer Wright (Crystal Lake)

INDIANA (28)

Jill Ackerman (Jasper)
Katrina Airhart (Lafayette)
April Barnhorst (Greenwood)
Morgan Bergren (Muncie)
Denise Beuke (Indianapolis)
Linda Bunton (New Castle)
Kristy Burns (Martinsville)
Lisa Dausman (Newburgh)
Molly Dreisbach (Mishawaka)
Mary Freitag (Seymour)
Linda Jackowiak (Seymour)
Mary Jones (Borden)
Anne Koester (Muncie)
Laura Linder (Muncie)
Leigh Marcum (Noblesville)
Jane Miller (Seymour)
Alex Montefalco (Indianapolis)
Kirby Newhouse (Greenwood)
Melissa O'Neal (Muncie)
Melissa Popp (Indianapolis)
Lauren Rapp (Indianapolis)
Sarah Rumely (New Palestine)
Julie Ryan (Walkerton)
Debbie Sriver (Mishawaka)
Alli Stumler (Floyds Knobs)
Meghan Stout (Seymour)
Kim Thompson (Rising Sun)
Karen Zielinski (Mishawaka)

IOWA (2)

Kaz Brown (Waterloo)
Brooke Morgan (Dike)

KANSAS (2)

Shelby Workman (Overland Park)
Madison Lilley (Overland Park)

KENTUCKY (31)

Amy Beiting (Fort Thomas)
Sandra Carter (Louisville)
Jenni Casper (Louisville)
Candace Cogan (Louisville)
Aleisha Craven (Louisville)
Julie Craven (Louisville)
Leah Edmond (Lexington)
Rose Elpers (Louisville)
Lori Erpenbeck (Edgewood)
Ellen French (Kinksey)
Sandy Glasscock (Louisville)
Ainsley Grimes (Louisville)
Lisa Ann Hampton (Erlanger)
Saundra Kay Hancock (Louisville)
Harper Hempel (Union)
Gina Heustis (Louisville)
Julie Holzderber (Elsmere)
Pam Hugan (Park Hills)
Cathy Hughes (Louisville)
Brenda Hunefeld (Covington)

Merideth Jewell (Louisville)

Stephanie Klefot (Louisville)
Toni Lee (Louisville)
Jackie Napper (Louisville)
Lauren O'Conner (Taylor Mill)
Alisa Pierce (Louisville)
Jean Pritchard (Fort Thomas)
Krista Robinson (Southgate)
BriAnne Sauer (Louisville)
Fredda Simpson (Villa Hills)
Lauren Tharp (Louisville)
McKenzie Watson (Louisville)
Desirre Wilkerson (Louisville)

MARYLAND (1)

Queen Nzenwa (Baltimore)

MASSACHUSETTS (1)

Gabby Goddard (Lexington)

MICHIGAN (15)

Betsie Aldridge (Kalamazoo)
Jane Belanger (Kentwood)
Lisa Bokovoy (Livonia)
Katie Bright (Kalamazoo)
Sharon Crump (Lansing)
Ki Eveland (Grand Rapids)
Annette Ewasek (Dearborn)
Ann Hall (Portage)
Katie Hershiser (Bloomington Hills)
Jody Hopkins (Lansing)
Yvette Moorehead (Detroit)
Jennifer Reed (Jenison)
Angela Salvatore (Concord)
Chris Stellberger (Livonia)
LaTanya Webb (Southfield)

MINNESOTA (3)

Amy Axel (Minnetonka)
Melody Sobczak (Hastings)
Kayla Tronick (Hutchinson)

MISSISSIPPI (1)

Karolyn Kirby (Brookline)

MISSOURI (2)

Annamarie Behr (St. Louis)
Sissy Canfield (Blue Springs)

NEBRASKA (2)

Ann Armes (Grand Island)
Brooke Bartek (Lincoln)

NEW JERSEY (1)

Linda Quodomine (Bloomfield)

NEW YORK (1)

Cathy DeBuono (Bronxville)

NORTH CAROLINA (1)

Darian Mack (Raleigh)

OHIO (20)

Lynn Anderson (Kettering)
Nicole Britenriker (Cincinnati)
Kim Clay (Dayton)
Terri Crabb (Reynoldsburg)
Missy DiGiammarino (Stow)
Amie Dougherty (Piqua)
Alaine Emens (Columbus)
Ashley Frazier (Oregon)
Jordan Fry (Cincinnati)
Patricia Gindling (Cincinnati)
Heather Hausfield (Cincinnati)
Blaire Hiler (New Washington)
Heidi Hineline (Akron)
Jaclyn Homan (St. Henry)
Chris Maradits (Parma)
Natalie Marsh (Cincinnati)
Kendyl Paris (Hilliard)
Sara Schwarzwaldner
(North Royalton)
Lauren Speelman (Findlay)
Stephenie Taylor (Bedford Heights)
Anni Thomasson (Newark)
Kelsey Wolf (Cincinnati)

PENNSYLVANIA (3)

Sharay Barnes (Swarthmore)
Julie Davis (Allentown)
Celeste Phillips (Middlesex)

TENNESSEE (2)

Jenny Muzzey (Smyrna)
Karen Schwartz (Nashville)

TEXAS (7)

Caitlyn Cooper (Missouri City)
Ashley Dusek (East Bernard)
Melissa Kracht (Edinburg)
Whitney Sample (Arlington)
Avery Skinner (Katy)
Tracy Thompson (Friendswood)
Megan Weiskircher (Houston)

VIRGINIA (1)

Kristen Cunningham (Fairfax Station)

WISCONSIN (3)

Ashlee Fisher (West Bend)
Elizabeth Koberstein (Madison)
Anna Nyberg (Tomahawk)
Kylie Schmaltz (Verona)

KENTUCKY®

VOLLEYBALL

2017 SEC FINAL TEAM STATISTICS

HITTING PERCENTAGE

Team	Sets	Kills	Errs	Total	Pct
1. Kentucky	119	1786	501	4035	.318
2. Florida.....	116	1593	480	3998	.278
3. Missouri.....	131	1726	663	4361	.244
4. Georgia.....	116	1595	633	3961	.243
5. Arkansas.....	116	1578	617	4091	.235
6. LSU.....	112	1492	598	3913	.228
7. South Carolina.....	116	1419	562	3752	.228
8. Tennessee.....	104	1282	480	3714	.216
9. Ole Miss.....	138	1846	779	4963	.215
10. Auburn.....	102	1395	577	3923	.209
11. Texas A&M.....	88	1085	507	3000	.193
12. Alabama.....	121	1461	666	4372	.182
13. Mississippi State.....	115	1296	699	3841	.155

OPPONENT HITTING PCT

Team	Sets	Kills	Errs	Total	Pct
1. Florida.....	116	1315	712	4191	.144
2. Ole Miss.....	138	1705	757	5035	.188
3. LSU.....	112	1393	633	3973	.191
4. Tennessee.....	104	1410	635	3967	.195
5. Missouri.....	131	1698	785	4599	.199
6. Georgia.....	116	1362	586	3845	.202
7. Alabama.....	121	1586	692	4384	.204
8. Texas A&M.....	88	1091	473	3012	.205
9. Arkansas.....	116	1397	583	3903	.209
10. Auburn.....	102	1257	503	3599	.210
11. Kentucky	119	1469	633	3982	.210
12. South Carolina.....	116	1490	625	3908	.221
13. Mississippi State.....	115	1470	532	3547	.264

ASSISTS

Team	Sets	No.	Avg/S
1. Kentucky	119	1636	13.75
2. Arkansas.....	116	1507	12.99
3. Florida.....	116	1502	12.95
4. Georgia.....	116	1497	12.91
5. Auburn.....	102	1308	12.82
6. LSU.....	112	1407	12.56
7. Ole Miss.....	138	1708	12.38
8. Missouri.....	131	1602	12.23
9. Texas A&M.....	88	1016	11.55
10. South Carolina.....	116	1335	11.51
11. Tennessee.....	104	1190	11.44
12. Alabama.....	121	1361	11.25
13. Mississippi State.....	115	1220	10.61

KILLS

Team	Sets	No.	Avg/S
1. Kentucky	119	1786	15.01
2. Georgia.....	116	1595	13.75
3. Florida.....	116	1593	13.73
4. Auburn.....	102	1395	13.68
5. Arkansas.....	116	1578	13.60
6. Ole Miss.....	138	1846	13.38
7. LSU.....	112	1492	13.32
8. Missouri.....	131	1726	13.18
9. Texas A&M.....	88	1085	12.33

10. Tennessee.....	104	1282	12.33
11. South Carolina.....	116	1419	12.23
12. Alabama.....	121	1461	12.07
13. Mississippi State.....	115	1296	11.27

BLOCKS

Team	Sets	BS	BA	Total	Avg/S
1. Florida	116	38	603	339	2.93
2. Missouri.....	131	104	547	377	2.88
3. Tennessee.....	104	38	475	275	2.65
4. LSU.....	112	78	401	278	2.49
5. Kentucky	119	49	481	289	2.43
6. Texas A&M.....	88	53	310	208	2.36
7. Alabama.....	121	103	358	282	2.33
8. South Carolina.....	116	70	365	252	2.18
9. Ole Miss.....	138	101	386	294	2.13
10. Arkansas.....	116	32	402	233	2.01
11. Georgia.....	116	26	354	203	1.75
12. Mississippi State.....	115	67	250	192	1.67
13. Auburn.....	102	34	224	146	1.43

SERVICE ACES

Team	Sets	No.	Avg/S
1. Georgia	116	182	1.57
2. Florida.....	116	152	1.31
3. Auburn.....	102	131	1.28
4. Texas A&M.....	88	113	1.28
5. Mississippi State.....	115	147	1.28
6. Alabama.....	121	150	1.24
7. Arkansas.....	116	143	1.23
8. South Carolina.....	116	140	1.21
9. Kentucky	119	136	1.14
10. Missouri.....	131	140	1.07
11. Ole Miss.....	138	143	1.04
12. Tennessee.....	104	93	0.89
13. LSU.....	112	100	0.89

DIGS

Team	Sets	No.	Avg/S
1. Ole Miss	138	2238	16.22
2. Auburn.....	102	1645	16.13
3. Florida.....	116	1826	15.74
4. Tennessee.....	104	1616	15.54
5. Alabama.....	121	1875	15.50
6. LSU.....	112	1690	15.09
7. Arkansas.....	116	1691	14.58
8. Texas A&M.....	88	1237	14.06
9. Georgia.....	116	1625	14.01
10. Missouri.....	131	1792	13.68
11. Kentucky	119	1594	13.39
12. South Carolina.....	116	1542	13.29
13. Mississippi State.....	115	1377	11.97

KENTUCKY®

VOLLEYBALL

2017 SEC FINAL INDIVIDUAL STATS

HITTING PERCENTAGE (Minimum 3.0 TA/set)

Player	Team	Cl	Sets	Kills	Errs	Total	Pct
1. Emily Franklin	UK	Sr.	118	243	36	497	.416
2. Kaz Brown	UK	Sr.	119	289	55	573	.408
3. Rachael Kramer	UF	So.	116	308	69	594	.402
4. Rhamat Alhassan	UF	Sr.	115	309	59	623	.401
5. Alyssa Munlyn	MO	Jr.	131	277	54	585	.381
6. Shaina White	AU	So.	102	276	44	632	.367
7. Shainah Joseph	UF	Sr.	116	295	61	658	.356
8. Nayo Warnell	UM	So.	134	232	57	512	.342
9. Erica Treiber	UT	Jr.	101	226	56	523	.325
10. Kayla Caffey	MO	Fr.	131	202	64	427	.323

DIGS (Minimum 1.00 per set)

Player	Team	Cl	S	No.	Avg/S
1. Jesse Earl	AU	Sr.	102	529	5.19
2. Brooke Schumacher	UT	Jr.	101	463	4.58
3. Aubrey Ezell	SC	Jr.	116	527	4.54
4. Caroline Knop	UF	Sr.	116	517	4.46
5. Raigen Cianciulli	LS	Fr.	112	499	4.46
6. Quincey Gary	UA	Jr.	121	536	4.43
7. Ashley Dusek	UK	Sr.	93	405	4.35
8. Caroline Adams	UM	Jr.	134	522	3.90
9. Amy Nettles	AM	Sr.	85	328	3.86
10. Kendall Glover	UG	Fr.	111	404	3.64

KILLS (Minimum 2.00 per set)

Player	Team	Cl	Sets	No.	Avg/S
1. Pilar Victoria	AR	Sr.	116	634	5.47
2. Leah Edmond	UK	So.	119	539	4.53
3. T'ara Ceasar	UG	Fr.	112	464	4.14
4. Rachel Ritchie	UG	Fr.	113	421	3.73
5. Mikayla Shields	SC	So.	116	429	3.70
6. Jelena Vujcin	MS	Sr.	115	419	3.64
7. Emily Stroup	UM	So.	138	474	3.43
8. Carli Snyder	UF	Sr.	116	395	3.41
9. Hollann Hans	AM	So.	88	298	3.39
10. Avery Skinner	UK	Fr.	109	362	3.32

POINTS (Minimum 3.00 per set)

Player	Team	Cl	S	K	SA	BS	BA	Pts	Avg.
1. Pilar Victoria	AR	Sr.	116	634	33	11	54	705.0	6.08
2. Leah Edmond	UK	So.	119	539	40	5	60	614.0	5.16
3. T'ara Ceasar	UG	Fr.	112	464	44	8	41	536.5	4.79
4. Mikayla Shields	SC	So.	116	429	20	17	58	495.0	4.27
5. Jelena Vujcin	MS	Sr.	115	419	29	12	44	482.0	4.19
6. Carli Snyder	UF	Sr.	116	395	57	2	58	483.0	4.16
7. Rachel Ritchie	UG	Fr.	113	421	25	2	23	459.5	4.07
8. Hollann Hans	AM	So.	88	298	36	9	26	356.0	4.05
9. Emily Stroup	UM	So.	138	474	27	15	36	534.0	3.87
10. Rhamat Alhassan	UF	Sr.	115	309	12	14	181	425.5	3.70

ASSISTS (Minimum 5.00 per set)

Player	Team	Cl	Sets	No.	Avg/S
1. Madison Lilley	UK	Fr.	119	1445	12.14
2. Rachel Rippee	AR	So.	116	1303	11.23
3. Meghan Donovan	UG	So.	116	1270	10.95
4. Alexa Filley	AU	Sr.	102	1093	10.72
5. Meghan Neelon	UA	Fr.	121	1213	10.02
6. Anna Zwiebel	LS	So.	110	1069	9.72
7. Courtney Koehler	SC	So.	116	1123	9.68
8. Camille Conner	AM	Fr.	88	812	9.23
9. Morgan Kath	MS	Jr.	104	927	8.91
10. Courtney Eckenrode	MO	Sr.	131	1036	7.91

SERVICE ACES (Minimum 0.10 per set)

Player	Team	Cl	Sets	No.	Avg/S
1. Carli Snyder	UF	Sr.	116	57	0.49
2. Aubrey Ezell	SC	Jr.	116	49	0.42
3. Jesse Earl	AU	Sr.	102	42	0.41
4. Hollan Hans	AM	So.	88	36	0.41
5. T'ara Ceasar	UG	Fr.	112	44	0.39
6. Leah Edmond	UK	So.	119	40	0.34
7. Kira Larson	MO	Sr.	131	40	0.31
8. Kate Gibson	UM	Sr.	138	40	0.29
9. Pilar Victoria	AR	Sr.	116	33	0.28
10. Meghan Neelon	UA	Fr.	121	34	0.28

BLOCKS (Minimum 1.00 per set)

Player	Team	Cl	S	BS	BA	Total	Avg/S
1. Rhamat Alhassan	UF	Sr.	115	14	181	195	1.70
2. Alyssa Munlyn	MO	Jr.	131	30	159	189	1.44
3. Erica Treiber	UT	Jr.	101	7	124	131	1.30
4. Kaz Brown	UK	Sr.	119	19	128	147	1.24
5. Jacqui Armer	LS	So.	103	22	104	126	1.22
6. Alyssa Andreno	UT	So.	104	12	105	117	1.12
7. Maddie Douglas	AM	So.	45	8	42	50	1.11
8. Cheyenne Huskey	UF	So.	106	7	106	113	1.07
9. Mikayla Robinson	SC	Fr.	115	17	104	121	1.05
10. Rachael Kramer	UF	So.	116	5	114	119	1.03

2017 SEC AWARD WINNERS

SEC Awards

Player of the Year:

Rhamat Alhassan, Florida

Libero of the Year:

Ashley Dusek, Kentucky

Freshman of the Year:

Madison Lilley, Kentucky

Scholar Athlete of the Year:

Macy Reece, Auburn

Co-Coaches of the Year:

Craig Skinner, Kentucky

Mary Wise, Florida

All-SEC Team

Pilar Victoria, Arkansas

Jesse Earl, Auburn

Alexa Filley, Auburn

Rhamat Alhassan, Florida

Shainah Joseph, Florida

Caroline Knop, Florida

Rachael Kramer, Florida

Carli Snyder, Florida

T'ara Ceasar, Georgia

Kaz Brown, Kentucky

Ashley Dusek, Kentucky

Leah Edmond, Kentucky

Emily Franklin, Kentucky

Madison Lilley, Kentucky

Taylor Bannister, LSU

Kira Larson, Missouri

Alyssa Munlyn, Missouri

Mikayla Shields, South Carolina

lina

Freshman Team

T'ara Ceasar, Georgia

Madison Lilley, Kentucky

Avery Skinner, Kentucky

Taylor Bannister, LSU

Kayla Caffey, Missouri

Lektor Member-Meneh,

Missouri

Mikayla Robinson, South Carolina


KENTUCKY®

VOLLEYBALL

UK'S VOLLEYBALL CHAMPIONSHIPS

1979

In only its third year of existence, the Kentucky volleyball squad put together a 35-18-1 record and the Wildcats did not even drop a game against SEC foes to win the first SEC title in the sport of volleyball. UK, which played 44 of its 54 matches away from Memorial Coliseum, advanced to the AIAW National Championships in Carbondale, Ill., after finishing first in the Region II Tournament held in Lexington. UK Coach Delphine Nemeth was named the KWIC Coach of the Year. The title established the Wildcats, who also won the SEC Tournament with a perfect 5-0 sweep through league foes, as a volleyball power.



1980

Kentucky won an impressive 39 matches and again swept through the SEC Tournament en route to its second consecutive league crown. Kim Clay was named to the SEC All-Tournament team for the second consecutive season, joining teammate Sandy Glasscock. The Wildcats, who finished first in the AIAW Region II Tournament, notched their first win in the AIAW National Tournament that year with a 2-0 victory over Northwestern in Santa Barbara, Calif. The Cats did not drop a match to an in-state foe and were a perfect 6-0 at home, making them the team to beat in the SEC.



1983

The Kentucky volleyball team posted a school-best 44 victories as the Wildcats won their third SEC title with a perfect 5-0 league record. Lexington was the site of the SEC Tournament and the Cats defeated Ole Miss and Tennessee for their first tournament title under the single-elimination format. Karolyn Kirby was an all-SEC selection after hitting an impressive .311 on the season. Coaches Marilyn McReavy and Mary Jo Peppler were named SEC Coaches of the Year. UK was rewarded for its success in the regular season with its first NCAA Tournament berth and first-round hosting privileges. The Cats advanced past North Carolina and defeated Texas in its own regional in Austin, Texas before falling to perennial power Hawaii the following night. Kentucky finished fifth in the NCAA that season.




1987

Kentucky notched a 31-2 record, including a perfect 7-0 mark in SEC play and a 15-0 home record, to win its fourth SEC championship. After beginning the season 7-1, the Wildcats put together a 24-match win streak before falling to Texas in the NCAA Regional. The Cats breezed through the SEC Tournament in Baton Rouge, La., with sweeps of Mississippi State, Tennessee and Florida. UK coach Kathy DeBoer was named both the league's Coach of the Year and the NCAA Coach of the Year. Lisa Dausman was named the Most Valuable Player of the SEC Tournament and an All-SEC selection after hitting a stellar .336 on the year. UK swept N.C. State and Texas-Arlington in the NCAA Tournament before falling to the Longhorns on their home court to end the season.



1988

Kentucky claimed its second consecutive SEC title with a 26-7 record and a 7-0 mark in league play. Senior Lisa Bokovy was an All-SEC selection and also was named to the SEC All-Tournament team, completing her career with a then-school-best 1,657 kills, 3,739 digs, a .329 hitting percentage, 147 service aces and 1,057 blocks. She was the first Wildcat to notch more than 1,000 kills and 1,000 blocks in her career. The Cats swept through the SEC Tournament in Pensacola, Fla., with wins over LSU and Tennessee. After winning a 3-2 thriller at home in the first round of the NCAA Tournament against New Mexico, UK fell to Texas-Arlington in the NCAA Regionals in Austin, Texas.



2017

Kentucky took home a share of the SEC title after a 29-4 season and a 17-1 mark in league play. UK split the title with Florida, who both handed each other their only SEC loss of the season. Five Wildcats - Kaz Brown, Ashley Dusek, Leah Edmond, Emily Franklin and Avery Skinner were All-SEC. Lilley took home SEC Freshman of the Year and Dusek won her third-straight SEC Libero of the Year. Head Coach Craig Skinner garnered Co-Coach of the Year. The Wildcats went on to earn the program's first top-four seed in the NCAA Tournament, and made it all the way to the Elite Eight for the first time in the modern era. UK beat ETSU, WKU and BYU before falling to eventual national champion Nebraska at home.



KENTUCKY®

VOLLEYBALL

UK AT THE SEC CHAMPIONSHIPS

Predating the run of dominance in the Southeastern Conference by the Florida Gators during the 1990s, the Kentucky Wildcats set the standard of play in the conference during the '70s and '80s. From 1979 to 1989, the Wildcats won five SEC regular-season titles that preceded five SEC tournament championships. On two more occasions the Cats were the SEC Tournament runners-up, making 1981, 1982, 1985 and 1986 the only years during that 11-year span in which the Cats did not compete in the tournament's title match. While falling short of the championship match in those four seasons, UK was a three-time consolation champion ('82, '85, '86).

In the inaugural SEC Tournament of 1979, UK swept the competition behind Kim Clay and her first of three SEC All-Tournament selections, as the Cats won their first of two straight SEC tourney titles. With 1980 serving as the last year for the tournament's double-elimination format, UK successfully defended its home court against five opponents to win the crown.

UK claimed both regular season and tournament championship honors in 1983 with Marsha Bond leading the way and earning her third SEC All-Tournament team honors. Karolyn Kirby was also named to the All-Tournament team in '83. The Cats lost in the championship match in 1984 after finishing the regular season second in the conference. During these two years, the SEC Tournament featured just the top four teams and required just two wins to earn the title.

In 1987 and '88, the Cats capped off their fourth and fifth perfect SEC regular seasons by sweeping through the tournament each time. Laura Linder and Kim Thompson were named to the All-Tournament team on both occasions as head coach Kathy DeBoer's program reached elite status in college volleyball.

Although the Wildcats have not played in the championship match since 1989, a return to those previous days of glory appears within reach under second-year head coach Craig Skinner. The Cats posted their best league record since the 1993 season with a 10-6 mark in 2005.

The University of Kentucky is one of only four member institutions to earn multiple SEC Volleyball tournament titles and its five tournament championships are second only to Florida's 11.

Following the 2005 season, the league's coaches voted to play home-and-home series with each opponent instead of participating in a conference tournament.

UK'S SEC TOURNAMENT HISTORY

1979 • SEC Champions

at Tuscaloosa, Ala.		
10/26	Tennessee	W 2-0
10/26	LSU	W 2-0
10/26	Mississippi St.	W 2-0
10/27	LSU	W 3-0
10/27	Tennessee	W 3-1

1980 • SEC Champions

at Lexington, Ky.		
10/30	Auburn	W 2-0
10/30	Ole Miss	W 2-0
10/31	LSU	W 2-0
10/31	Alabama	W 2-1
11/1	Tennessee	W 2-1

1981 • Fourth Place

at Knoxville, Tenn.		
11/18	Alabama	L 3-2
11/19	LSU	L 3-0

1982 • Consolation Champion

at Baton Rouge, La.		
11/18	Mississippi St.	W 3-0
11/19	Tennessee	L 3-1
11/20	Georgia	W 3-0

1983 • SEC Champions

at Lexington, Ky.		
11/19	Ole Miss	W 3-0
11/20	Tennessee	W 3-1

1984 • Runner-up

at Knoxville, Tenn.		
11/16	Georgia	W 3-1
11/17	Tennessee	L 3-1

1985 • Consolation Champion

at Oxford, Miss.		
11/22	Tennessee	W 3-0
11/23	Georgia	L 3-0
11/24	Ole Miss	W 3-0

1986 • Consolation Champion

at Gainesville, Fla.		
11/21	Ole Miss	W 3-0
11/22	Georgia	L 3-1
11/23	Florida	W 3-0

1987 • SEC Champions

at Baton Rouge, La.		
11/20	Mississippi St.	W 3-0
11/21	Tennessee	W 3-0
11/22	Florida	W 3-0

1988 • SEC Champions

at Pensacola, Fla.		
11/25	LSU	W 3-1
11/25	Tennessee	W 3-0

1989 • Runner-up

at Pensacola, Fla.		
11/24	Georgia	W 3-1
11/25	LSU	L 3-0

1990 • First Round

at Mobile, Ala.		
11/23	Ole Miss	L 3-2

1991 • Semifinalist

at Mobile, Ala.		
11/29	Auburn	W 3-1
11/30	LSU	L 3-1

1992 • Semifinalist

at Birmingham, Ala.		
11/27	Auburn	W 3-1
11/28	LSU	L 3-1

1993 • Semifinalist

at Birmingham, Ala.		
11/26	Auburn	W 3-1
11/27	Georgia	L 3-0

1994 • Semifinalist

at Gainesville, Fla.		
11/18	LSU	W 3-2
11/18	Arkansas	W 3-2
11/19	Georgia	L 3-0

1995 • First Round

at Baton Rouge, La.		
11/17	Mississippi	L 2-3

1996 • First Round

at Columbia, S.C.		
11/22	Alabama	L 2-3

1997 • Second Round

at Athens, Ga.		
11/21	Mississippi St.	W 3-1
11/21	Florida	L 0-3

1998 • Second Round

at Fayetteville, Ark.		
11/20	LSU	W 3-1
11/20	Florida	L 0-3

1999 • Semifinalist

at Knoxville, Tenn.		
11/19	South Carolina	W 3-2
11/20	Arkansas	L 1-3

2001 • First Round

at Knoxville, Tenn.		
11/16	Arkansas	L 0-3

2002 • First Round

at Fayetteville, Ark.		
11/22	Florida	L 0-3

2003 • First Round

at Columbia, S.C.		
11/21	Florida	L 0-3

2005 • First Round

at Tuscaloosa, Ala.		
11/18	Arkansas	L 1-3

KENTUCKY®

VOLLEYBALL

YEAR-BY-YEAR RESULTS



DELPHINE NEMETH
1977-81
(126-74-1; .630)

Led the program in its infancy and began the winning tradition of UK volleyball. Coached the team to winning seasons in each of her five years, establishing the program's presence at the national level.

1977

19-14 (no conference play)

Inaugural Season

(2-2 Home, 4-3 Road, 13-9 Neutral)

Date	Opponent	Site	Result
S.15	Louisville	A	W, 2-0
S.15	Indiana	N1	L, 0-2
S.21	MOREHEAD STATE	H	L, 1-2
S.21	NORTHERN KENTUCKY	H	L, 1-2
S.21	LOUISVILLE	H	W, 2-0
S.27	Transylvania	A	W, 2-0
S.27	Eastern Kentucky	N2	L, 0-2
S.27	Georgetown College	N2	W, 2-0
S.30	Tennessee Tech	A	L, 1-2
S.30	Tennessee-Chattanooga	N3	W, 2-0
S.30	Tennessee-Martin	N3	W, 2-1
S.30	East Tennessee State	N3	W, 2-1
S.30	Morehead State	N3	L, 0-2
S.30	Carson Newman	N3	W, 2-0
S.30	Middle Tennessee State	N3	W, 2-0
O.7	Eastern Kentucky	A	W, 3-0
O.7	Miami (Ohio)	N4	L, 1-3
O.7	Illinois	N4	L, 1-3
O.8	TENNESSEE	H	W, N/A
O.14	Western Carolina	N5	W, 2-0
O.15	East Tennessee State	A	W, 2-0
O.15	Marshall	N5	W, 2-0
O.15	Virginia Tech	N5	W, 2-0
O.18	Morehead State	A	L, 0-2
O.18	Tennessee Tech	N6	W, 2-0
O.28	Louisiana State	N7	L, 0-2
O.28	Florida	N7	W, 2-0
O.29	Auburn	N7	W, 2-0
O.29	Tennessee	N7	L, 0-2
O.29	Florida	N7	W, 2-1
O.29	Ole Miss	N7	L, 0-2
N.5	Northern Kentucky	A	L, 1-2
N.5	Morehead State	N8	L, 0-2

N1-Louisville, Ky.; N2-Transylvania (Lexington); N3-Tennessee Tech Invite (Cookeville, Tenn.); N4-Richmond, Ky. N5-East. Tenn. St. Invite (Johnson City, Tenn.) (1st Place); N6-Morehead, Ky.; N7-SEC Tournament (Knoxville, Tenn.) N8-Highland Heights, Ky.

1978

32-22 (6-3 KWIC)

AIAW Region II Champions

(7-4 Home, 5-2 Road, 20-15 Neutral)

Date	Opponent	Site	Result
S.15	TENNESSEE TECH	H	W, 2-0
S.15	MICHIGAN STATE	H	L, 0-2
S.15	EASTERN KENTUCKY*	H	L, 1-2
S.21	Eastern Kentucky*	A	L, 2-3
S.22	Western Illinois	N1	L, 1-2
S.22	DePaul	N1	L, 1-2
S.22	Purdue	N1	L, 0-2
S.23	Wisconsin	N1	W, 2-0

S.23	Cleveland State	N1	L, 0-2
S.23	Indiana State	N1	L, 1-2
S.26	Northern Kentucky*	A	W, 3-2
S.28	MOUNT ST. JOSEPH	H	L, 0-3
S.29	Austin Peay	N2	W, 2-0
S.29	Tennessee-Martin	N2	W, 2-1
S.29	Tennessee-Chattanooga	N2	W, 2-0
S.30	Tennessee Tech	A	W, 2-0
S.30	Tennessee-Martin	N2	W, 2-0
O.3	MOREHEAD STATE*	H	L, 1-3
O.5	Louisville*	A	W, 3-0
O.6	Tennessee	N3	W, 2-0
O.6	Southern Illinois	N3	L, 0-2
O.6	Cincinnati	A	W, 2-0
O.7	Auburn	N3	W, 2-0
O.7	Northern Kentucky	N3	L, 1-2
O.7	Indiana State	N3	W, 2-0
O.21	Ashland (Ohio)	N4	W, 2-0
O.21	Defiance	N4	W, 2-0
O.21	Miami (Ohio)	A	L, 1-2
O.24	BELLARMINE	H	W, 2-0
O.27	Illinois State	N5	L, 1-2
O.27	Northern Alabama	N5	W, 2-0
O.28	Kellogg Comm. College	N5	W, 3-2
O.31	NORTHERN KENTUCKY*	H	W, 3-2
N.2	Morehead State*	A	W, 3-1
N.4	MARSHALL	H	W, 2-0
N.4	TENNESSEE TECH	H	W, 2-0
N.4	NORTHERN KENTUCKY*	H	W, 3-2
N.4	TENNESSEE	H	W, 2-1
N.10	Louisville	N6	W, 2-0
N.10	Northern Kentucky	N6	W, 2-0
N.11	Eastern Kentucky	N6	W, 2-1
N.11	Northern Kentucky	N6	L, 1-3
N.17	N.C. State	N7	L, 1-2
N.17	East Tennessee State	N7	W, 2-1
N.17	Virginia Commonwealth	N7	W, 2-0
N.17	Northern Kentucky	N7	W, 2-1
N.18	N.C. State	N7	W, 2-1
N.18	Northern Kentucky	N7	W, 2-1
D.2	Utah State	N8	L, 0-2
D.2	San Diego State	N8	L, 0-2
D.2	Nebraska	N8	L, 1-2
D.3	Rutgers	N8	L, 0-2
D.3	Ohio State	N8	L, 1-2

*-KWIC match

N1-Illinois St. Invite (Normal, Ill.); N2-Tennessee Tech Invite (Cookeville, Tenn.) (1st Place); N3-Cincinnati Invite (Cincinnati, Ohio) (3rd Place); N4-Oxford, Ohio; N5-Southern Illinois Invite (Carbondale, Ill.); N6-KWIC Tournament (Morehead, Ky.) (2nd Place); N7-AIAW Region II Tournament (Durham, N.C.) (1st Place); N8-AIAW National Tournament (Tuscaloosa, Ala.) (21st Place).

1979

35-18-1 (6-2 KWIC)

SEC Champions; SEC Tournament Champions

KWIC Tournament Champions

AIAW Region II Champions

(4-1 Home, 4-3 Away, 27-14-1 Neutral)

Date	Opponent	Site	Result
S.14	Eastern Kentucky*	A	W, 3-1
S.18	MOREHEAD STATE*	H	L, 0-3
S.21	Purdue	N1	L, 1-2
S.21	Central Michigan	N1	W, 2-1
S.21	Illinois	N1	W, 2-1
S.21	Cleveland State	N1	W, 2-0

S.22	DePaul	N1	W, 2-0
S.22	Illinois State	A	T, 1-1
S.22	Illinois	N1	W, 2-1
S.28	MISSOURI-ST. LOUIS	H	W, 3-0
O.2	LOUISVILLE*	H	W, 3-1
O.5	East Carolina	N2	W, 2-0
O.5	Georgia	N2	W, 2-0
O.5	South Carolina	A	W, 2-0
O.5	N.C. State	N2	L, 1-2
O.5	College of Charleston	N2	W, 2-0
O.6	Tennessee	N2	W, 2-0
O.6	North Carolina	N2	L, 0-2
O.6	N.C. State	N2	W, 2-0
O.6	North Carolina	N2	L, 0-2
O.9	Northern Kentucky*	A	L, 2-3
O.12	York State	N3	W, 2-0
O.12	Kellogg Comm. College	N3	L, 0-2
O.12	Wayne State	N3	W, 2-0
O.12	Iowa	N3	W, 2-0
O.13	Mount St. Joseph	N3	W, 2-0
O.13	Western Ontario	N3	W, 2-0
O.13	Kellogg Comm. College	N3	L, 2-3
O.16	EASTERN KENTUCKY*	H	W, 3-0
O.18	NORTHERN KENTUCKY*	H	W, 3-0
O.22	Dayton	A	L, 0-3
O.26	Tennessee	N4	W, 2-0
O.26	Louisiana State	N4	W, 2-0
O.26	Mississippi State	N4	W, 2-0
O.27	Louisiana State	N4	W, 3-0
O.27	Tennessee	N4	W, 3-0
O.30	Marshall	N5	W, 2-0
O.30	Morehead State	A	W, 3-1
N.6	Louisville	A	W, 3-0
N.9	Morehead State	N6	W, 2-0
N.9	Northern Kentucky	N6	L, 0-2
N.10	Morehead State	N6	L, 0-2
N.16	NORTH CAROLINA	N7	W, 2-1
N.16	CLEMSON	N7	W, 2-0
N.16	NORTHERN KENTUCKY	N7	L, 0-2
N.16	NORTH CAROLINA	N7	L, 0-1
N.16	NORTHERN KENTUCKY	N7	W, 1-0
N.17	MOREHEAD STATE	N7	W, 2-1
N.17	N.C. STATE	N7	W, 2-0
N.17	N.C. STATE	N7	W, 2-0
D.6	Lamar	N8	L, 0-2
D.6	Portland State	N8	L, 0-2
D.6	Texas-Arlington	N8	L, 0-2
D.7	Utah State	N8	L, 0-2

*-KWIC match

N1-Illinois St. Invite (Normal, Ill.) (3rd Place); N2-South Carolina Classic (Columbia, S.C.) (2nd Place); N3-Michigan St. Invite (East Lansing, Mich.) (2nd Place); N4-SEC Tournament (Tuscaloosa, Ala.) (1st Place); N5-Morehead, Ky.; N6-KWIC Tournament (Highland Heights, Ky.) (3rd Place); N7-AIAW Region II Tournament (LEXINGTON) (1st Place); N8-AIAW National Championships (Carbondale, Ill.) (17th Place).

1980

39-8 (8-0 KWIC)

SEC Champions; SEC Tournament Champions

KWIC Champions; KWIC Tournament Champions

AIAW Regional Champions

(6-0 Home, 11-0 Road, 22-8 Neutral)

Date	Opponent	Site	Result
S.6	Miami (Ohio)	A	W, 3-0
S.13	Dayton	A	W, 3-2
S.13	Mount St. Joseph	A	W, 2-0
S.13	Louisville*	A	W, 2-0

S.19	Eastern Michigan	N1	W, 3-0
S.19	Ohio	N1	W, 3-0
S.20	Kellogg Comm. College	N1	L, 2-3
S.20	Northern Michigan	N1	W, 3-1
S.23	Louisville*	A	W, 3-0
S.30	Cincinnati	A	W, 3-0
O.3	Duke	N2	W, 2-0
O.3	N.C. State	N2	W, 2-0
O.3	Clemson	N2	W, 2-0
O.3	Memphis State	N2	W, 2-0
O.4	North Carolina	N2	W, 2-1
O.4	North Carolina	N2	L, 1-2
O.4	North Carolina	N2	L, 1-2
O.6	Morehead State*	A	W, 3-2
O.14	Eastern Kentucky*	A	W, 3-1
O.15	Northern Kentucky*	A	W, 3-1
O.17	Pittsburgh	N3	W, 2-1
O.17	Ohio State	N3	W, 2-0
O.17	Cleveland State	N3	W, 2-1
O.18	Nebraska	N3	W, 2-0
O.18	Purdue	N3	W, 2-1
O.18	Illinois State	N3	L, 1-2
O.20	MOREHEAD STATE*	A	W, 3-0
O.30	AUBURN	H-N4	W, 2-0
O.30	MISSISSIPPI STATE	H-N4	W, 2-0
O.31	LOUISIANA STATE	H-N4	W, 2-0
O.31	ALABAMA	H-N4	W, 2-1
N.1	TENNESSEE	H-N4	W, 2-1
N.4	Northern Kentucky*	A	W, 3-0
N.6	EASTERN KENTUCKY*	H	W, 3-0
N.14	Eastern Kentucky	N5	W, 2-1
N.14	Morehead State	N5	W, 2-0
N.15	Eastern Kentucky	N5	W, 3-0
N.21	Virginia Tech	N6	W, 2-0
N.21	Northern Kentucky	N6	W, 2-1
N.21	Tennessee	N6	L, 0-2
N.22	Clemson	N6	W, 2-0
N.22	Memphis State	N6	W, 3-1
N.22	Tennessee	N6	W, 3-1
N.10	Pacific	N7	L, 0-2
D.11	Washington	N7	L, 0-2
D.11	Northwestern	N7	W, 2-0
D.12	Cal-Poly SLO	N7	L, 1-2

*-KWIC match

N1-Kellogg Invite (Battle Creek, Mich.) (2nd Place); N2-South Carolina Classic (Columbia, S.C.) (2nd Place);

N3-Cincinnati Invite (Cincinnati, Ohio) (2nd Place); N4-SEC Tournament (LEXINGTON) (1st Place); N5-KWIC Tournament (Richmond, Ky.) (1st Place); N6-AIAW Region II

Tournament (Highland Heights, Ky.) (1st Place); N7-AIAW National Tournament (Santa Barbara, Calif.).

1981

20-12 (4-0 SEC)

(7-4 Home, 8-1 Road, 5-7 Neutral)

Date	Opponent	Site	Result
S.5	EASTERN KENTUCKY	H	L, 1-3
S.11	Northern Illinois	N1	W, 2-0
S.11	Miami (Ohio)	N1	W, 2-1
S.11	Cleveland State	A-N1	W, 2-0
S.11	Cleveland State	A-N1	W, 2-0
S.12	Miami (Ohio)	N1	L, 1-3
S.25	SOUTH CAROLINA	H-N2	W, 2-0
S.25	ALABAMA	H-N2	W, 2-0
S.26	NORTHWESTERN	H-N2	L, 1-2
S.26	CENTRAL FLORIDA	H-N2	W, 2-0
S.27	MEMPHIS STATE	H-N2	W, 2-0
S.27	NORTHWESTERN	H-N2	L, 2-3

KENTUCKY®

VOLLEYBALL

O.8	Houston	A-N3	W, 2-0
O.8	Texas-Arlington	N3	L, 0-2
O.10	Houston	A-N3	W, 2-0
O.17	Cincinnati	A	W, 3-1
O.18	LOUISIANA STATE*	H	W, 3-1
O.23	MISSISSIPPI STATE*	H	W, 3-0
O.26	FLORIDA STATE	H	L, 2-3
O.27	TENNESSEE*	H	W, 3-0
N.6	Cal. Poly-SLO	N4	L, 1-2
N.6	Stanford	N4	L, 1-2
N.6	Cal. State-Fullerton	N4	L, 1-2
N.7	UCLA	A-N4	L, 0-2
N.7	Oregon	N4	W, 3-0
N.13	Georgia	A	W, 3-0
N.15	Alabama	A	W, 3-1
N.18	Alabama	N5	L, 2-3
N.19	Louisiana State	N5	L, 0-3

*-SEC match

N1-Cleveland State Invite (Cleveland, Ohio) (2nd Place); N2-Lady Kats Invite (LEXINGTON) (2nd Place); N3-Houston Invite (Houston, Texas) (3rd Place); N4-AIAW National Tournament (Los Angeles, Calif.) N5-SEC Tournament (Knoxville, Tenn.) (4th Place).

MARILYN MCREAVY &
MARY JO PEPLER
1982-83
(.65-21; .756)

The co-coaches led the Wildcats to their most successful year to date in 1983 when they won a school-record 44 matches and had a school-best finish of fifth in the NCAA Tournament.

1982

21-14 (3-1 SEC)
(9-2 Home, 2-7 Road, 10-5 Neutral)

Date	Opponent	Site	Result
S.4	Southern Illinois	A	L, 2-3
S.10	LOUISVILLE	H	L, 0-3
S.12	Memphis State	A	W, 3-2
S.21	MINNESOTA	H	L, 2-3
S.24	MIAMI (OHIO)	H-N1	W, 3-1
S.25	BALL STATE	H-N1	W, 3-0
S.28	CINCINNATI	H	W, 3-1
S.29	Louisville	A	L, 1-3
O.8	Lamar	N2	L, 1-2
O.8	Oral Roberts	N2	L, 1-2
O.8	Tulane	N2	W, 2-0
O.9	New Orleans	N2	W, 2-0
O.9	Texas Lutheran	N2	W, 2-1
O.9	Texas A&M	N2	L, 0-2
O.9	Oral Roberts	N2	W, 2-0
O.11	Louisiana State	A-N2	L, 1-3
O.15	Northwestern	N3	W, 3-2
O.15	Penn State	N3	L, 2-3
O.16	Purdue	A-N3	L, 0-3
O.19	Mississippi State*	A	W, 3-0
O.24	MEMPHIS STATE	H	W, 3-1
O.26	OLE MISS*	H	W, 3-0
O.29	Texas A&M	A-N4	L, 2-3
O.29	Louisiana State	N4	W, 3-1
O.30	Southwest Missouri	N4	W, 3-2
O.30	Florida State	N4	W, 3-2
O.31	Texas A&M	A-N4	L, 2-3
N.5	CINCINNATI	H-N5	W, 3-1
N.6	CLEVELAND STATE	H-N5	W, 3-2
N.7	FLORIDA STATE	H-N5	W, 3-2
N.10	Tennessee*	A	L, 0-3

N.14	GEORGIA*	H	W, 3-1
N.18	Mississippi State	N6	W, 3-0
N.19	Tennessee	N6	L, 1-3
N.20	Georgia	N6	W, 3-0

*-SEC match

N1-Kentucky Classic (LEXINGTON) (1st Place); N2-Louisiana State Invite (Baton Rouge, La.) N3-Purdue Classic (West Lafayette, Ind.) (3rd Place); N4-Texas A&M Wendy's Classic (College Station, Texas) (3rd Place); N5-Mason-Dixon Classic (LEXINGTON) (1st Place); N6-SEC Tournament (Baton Rouge, La.) (3rd Place).

1983

44-7 (5-0 SEC, 1st)
SEC Champions; SEC Tournament Champions
Tie-5th NCAA (25-6 Home, 7-0 Road, 12-1 Neutral)

Date	Opponent	Site	Result
A.31	SAN DIEGO STATE	H	W, 3-2
S.2	NOTRE DAME	H-N1	W, 3-0
S.2	BALL STATE	H-N1	W, 3-0
S.2	ORAL ROBERTS	H-N1	W, 3-0
S.3	RUTGERS	H-N1	W, 3-1
S.3	LOUISVILLE	H-N1	W, 3-1
S.3	SAN DIEGO STATE	H-N1	W, 3-0
S.4	CENTRAL MICHIGAN	H-N1	W, 3-1
S.4	ILLINOIS STATE	H-N1	W, 3-0
S.9	UCLA	H	L, 2-3
S.13	Clemson	N2	W, 3-0
S.13	Morehead State	A	W, 3-1
S.16	ARIZONA STATE	H	W, 3-2
S.17	MISSISSIPPI STATE*	H	W, 3-0
S.18	ARIZONA STATE	H	W, 3-2
S.24	PACIFIC	H	L, 0-3
S.25	Indiana	N2	W, 3-1
S.25	Bellarmine	N2	W, 3-0
S.27	Georgia*	A	W, 3-1
S.29	TEXAS TECH	H	W, 3-1
S.30	Temple	N3	W, 3-0
O.1	Duke	N3	W, 3-0
O.1	Southern Illinois	N3	W, 3-1
O.2	LOUISIANA STATE*	H	W, 3-1
O.4	Eastern Kentucky	A	W, 3-2
O.5	Illinois State	N4	W, 3-2
O.5	Cincinnati	N4	W, 3-1
O.7	Nebraska	N5	W, 3-2
O.8	Pittsburgh	N5	W, 3-2
O.9	Purdue	A-N5	W, 3-0
O.11	LOYOLA-MARYMOUNT	H	W, 3-0
O.14	HAWAII	H	L, 1-3
O.15	HAWAII	H	L, 2-3
O.18	Ole Miss*	A	W, 3-0
O.20	RHODE ISLAND	H	W, 3-1
O.21	SAN JOSE STATE	H	W, 3-1
O.23	PENN STATE	H	W, 3-0
O.25	TENNESSEE*	H	W, 3-2
O.26	BALL STATE	H	W, 3-1
O.28	SANTA BARBARA	H	W, 3-0
O.29	Tennessee Tech	N6	W, 3-0
O.29	Appalachian State	N6	W, 3-0
N.13	PURDUE	H	L, 1-3
N.15	Louisville	A	W, 3-0
N.19	OLE MISS	N7	W, 3-0
N.20	TENNESSEE	N7	W, 3-1
N.25	STANFORD	H	L, 2-3
N.26	STANFORD	H	W, 3-0
D.2	NORTH CAROLINA	H-N8	W, 3-0
D.10	Texas	A-N9	W, 3-2
D.11	Hawaii	N9	L, 1-3

*-SEC match

N1-UK Labor Day Tournament (LEXINGTON) (1st Place); N2-Morehead, Ky.; N3-Tennessee Classic (Knoxville, Tenn.) (T-1st Place); N4-Cincinnati Invite (Cincinnati, Ohio) (1st Place); N5-Purdue Classic (West Lafayette, Ind.) (1st Place); N6-Eastern Kentucky Tournament (Richmond, Ky.) (1st Place); N7-SEC Tournament (LEXINGTON) (1st Place); N8-NCAA Tournament 1st Round (LEXINGTON); N9-NCAA Tournament Regional (Austin, Texas)



KATHY DEBOER

1984-92
(209-97; .683)

DeBoer's nine-year stint saw UK return to the top of college volleyball, equaling the best NCAA finish in school history, fifth in 1987. She is the only coach to win more than 200 matches at UK.

1984

21-8 (6-0 SEC, 2nd)
SEC Tournament Runner-up
(6-2 Home, 8-4 Road, 7-2 Neutral)

Date	Opponent	Site	Result
S.11	Ball State	A	W, 3-2
S.13	EASTERN KENTUCKY	H	W, 3-0
S.14	Louisville	A-N1	W, 3-2
S.15	Penn State	N1	L, 0-3
S.15	Purdue	N1	W, 3-1
S.16	Missouri	N1	W, 3-2
S.18	Eastern Kentucky	A	W, 3-2
S.25	Cincinnati	A	W, 3-1
S.26	Tennessee*	A	W, 3-1
S.28	Texas	A-N2	L, 0-3
S.29	Houston	N2	L, 1-3
O.1	Louisiana State*	A	W, 3-1
O.3	OLE MISS*	H	W, 3-0
O.5	FLORIDA*	H	W, 3-0
O.19	Georgia*	A	W, 3-0
O.22	INDIANA	H	W, 3-0
O.26	Ball State	N3	W, 3-1
O.27	Texas-Arlington	N3	W, 3-0
O.27	Illinois State	A-N3	L, 2-3
O.28	TENNESSEE TECH	H	W, 3-1
O.30	Mississippi State*	A	W, 3-0
N.3	SAN JOSE STATE	H	L, 0-3
N.4	SAN JOSE STATE	H	L, 0-3
N.9	Cleveland State	N4	W, 3-0
N.10	Rutgers	N4	W, 3-1
N.20	Penn State	A-N4	L, 2-3
N.13	LOUISVILLE	H	W, 3-1
N.16	Georgia	N5	W, 3-1
N.17	Tennessee	A-N5	L, 1-3

*-SEC match

N1-Cardinal Invite (Louisville) (2nd Place); N2-Texas Classic (Austin, Texas) (4th Place); N3-Illinois State Invite (Normal, Ill.) (2nd Place); N4-Penn State Classic; (University Park, Pa.) (2nd Place); N5-SEC Tournament (Knoxville, Tenn.) (2nd Place).

1985

14-23 (2-4 SEC, 6th)
(8-6 Home, 5-10 Away, 1-7 Neutral)

Date	Opponent	Site	Result
S.1	MOREHEAD STATE	H-N1	W, 3-1
S.2	EASTERN KENTUCKY	H-N1	L, 2-3
S.6	Notre Dame	A	W, 3-0
S.7	Western Michigan	A	L, 0-3
S.13	Central Michigan	N2	L, 2-3
S.13	Southern Illinois	A-N2	L, 0-3
S.14	Texas A&M	N2	L, 0-3
S.14	Minnesota	N2	L, 0-3
S.25	TENNESSEE*	H	L, 2-3
S.27	NORTH CAROLINA	H-N3	W, 3-2
S.28	MIAMI (OHIO)	H-N3	L, 0-3
O.3	Texas	A	L, 0-3
O.4	Texas A&M	A	L, 1-3
O.5	Texas-Arlington	A	L, 1-3
O.8	MISSISSIPPI STATE*	H	W, 3-0
O.11	GEORGIA*	H	W, 3-2
O.13	SOUTH CAROLINA	H	W, 3-0
O.17	South Florida	A	W, 3-0
O.18	Florida State	A	W, 3-2
O.20	Florida*	A	L, 2-3
O.26	LOUISIANA STATE*	H	L, 2-3
O.27	MICHIGAN	H	L, 1-3
O.30	Cincinnati	A	W, 3-1
N.5	Ole Miss*	A	L, 2-3
N.8	Pittsburgh	N4	L, 2-3
N.8	Illinois State	N4	L, 0-3
N.9	Purdue	A-N4	L, 0-3
N.12	Indiana	A	L, 1-3
N.16	EASTERN KENTUCKY	H-N5	W, 3-1
N.17	CINCINNATI	H-N5	W, 3-0
N.17	PENN STATE	H-N5	L, 0-3
N.19	LOUISVILLE	H	W, 3-1
N.22	Tennessee	N6	W, 3-0
N.23	Georgia	N6	L, 0-3
N.24	Ole Miss	A-N6	W, 3-0
N.29	Nebraska	N7	L, 0-3
N.30	Illinois State	A-N7	L, 2-3

*-SEC match

N1-KY Kickoff Classic (LEXINGTON) (2nd Place); N2-Saluki Invite (Carbondale, Ill.) (5th Place); N3-Kentucky Invite (LEXINGTON) (2nd Place); N4-Purdue Invite (West Lafayette, Ind.) (4th Place); N5-Lady Kat Invite (LEXINGTON) (2nd Place); N6-SEC Tournament (Oxford, Miss.) (3rd Place); N7-Illinois State Invite (Normal, Ill.) (4th Place).

1986

22-12 (4-2 SEC, 3rd)
(10-3 Home, 7-6 Away, 5-3 Neutral)

Date	Opponent	Site	Result
S.5	MOREHEAD STATE	H-N1	W, 3-0
S.6	EASTERN KENTUCKY	H-N1	W, 3-1
S.9	OHIO	H	W, 3-0
S.12	Michigan	N2	W, 3-2
S.13	Eastern Michigan	A-N2	L, 0-3
S.16	Ohio State	A	L, 1-3
S.18	North Carolina	A	W, 3-0
S.19	Duke	A	W, 3-0
S.23	CINCINNATI	H	W, 3-1
S.26	Tennessee*	A-N3	W, 3-1
S.27	George Washington	N3	W, 3-1
S.27	Central Michigan	N3	L, 2-3
O.3	TEXAS	H	L, 2-3
O.5	SOUTHERN ILLINOIS	H	L, 0-3
O.7	Morehead State	A	W, 3-1
O.10	NOTRE DAME	H	W, 3-0

KENTUCKY[®]

VOLLEYBALL

O.11 OLE MISS*	H	W	3-1
O.13 PURDUE	H	W	3-2
O.17 Pittsburgh	A	L	1-3
O.18 Penn State	A	L	1-3
O.22 FLORIDA*	H	L	2-3
O.25 GEORGIA*	H	W	3-1
O.28 Miami (Ohio)	A	L	1-3
O.31 TEXAS A&M	H	W	3-1
N.3 Mississippi State*	A	W	3-0
N.7 Louisiana State*	A-N4	L	1-3
N.8 Wisconsin	N4	W	3-0
N.11 LOUISVILLE	H	W	3-0
N.14 Eastern Kentucky	A	W	3-0
N.21 Ole Miss	N5	W	3-0
N.22 Georgia	N5	L	1-3
N.23 Florida	A-N5	W	3-0
N.28 Arizona	N6	L	2-3
N.29 Northern Arizona	N6	W	3-0

*-SEC match

N1-KY Kickoff Classic (LEXINGTON) (1st Place); N2-Eastern Mich. Invite (Ypsilanti, Mich.) (2nd Place); N3-Avia Classic (Knoxville, Tenn.) (2nd Place); N4-Louisiana St. Classic (Baton Rouge, La.) (2nd Place); N5-SEC Tournament (Gainesville, Fla.) (3rd Place); N6-Fiesta Bowl Classic (Tempe, Ariz.) (3rd Place).

1987

31-2 (7-0 SEC, 1st)
SEC Champions; SEC Tournament Champions
Tie-5th in NCAA
(15-0 Home, 12-2 Away, 4-0 Neutral)

Date	Opponent	Site	Result
S.4	EASTERN KENTUCKY	H-N1	W, 3-0
S.5	LOUISVILLE	H-N1	W, 3-0
S.11	EASTERN MICHIGAN	H	W, 3-0
S.15	MIAMI (OHIO)	H	W, 3-0
S.18	MISSISSIPPI STATE*	H	W, 3-0
S.20	Illinois	A	W, 3-2
S.25	Wyoming	A	W, 3-1
S.26	Colorado State	A	L, 2-3
S.29	Western Kentucky	A	W, 3-0
O.2	TENNESSEE*	H	W, 3-0
O.3	DUKE	H	W, 3-0
O.9	Notre Dame	A	W, 3-2
O.10	Western Michigan	A	W, 3-2
O.12	TEXAS TECH	H	W, 3-0
O.15	TENNESSEE TECH	H	W, 3-0
O.17	CENTRAL MICHIGAN	H	W, 3-0
O.20	Ole Miss*	A	W, 3-0
O.23	Georgia*	A	W, 3-1
O.25	Auburn*	A	W, 3-0
O.30	Florida*	A	W, 3-2
N.1	Florida State	A	W, 3-0
N.6	TEXAS-ARLINGTON	H-N2	W, 3-0
N.7	WESTERN KENTUCKY	H-N2	W, 3-0
N.7	INDIANA	H-N2	W, 3-0
N.11	Tennessee*	A	W, 3-0
N.14	LOUISIANA STATE*	H	W, 3-2
N.16	Louisville	A	W, 3-0
N.20	Mississippi State	N3	W, 3-0
N.21	Tennessee	N3	W, 3-0
N.22	Florida	N3	W, 3-0
D.5	N.C. STATE	H-N4	W, 3-0
D.11	Texas-Arlington	N5	W, 3-0
D.12	Texas	A-N5	L, 1-3

*-SEC match

N1-Kentucky Kickoff Classic (LEXINGTON) (1st Place); N2-RAX Wildcat Classic (LEXINGTON) (1st Place); N3-SEC Tournament (Baton

Rouge, La.) (1st Place); N4-NCAA Tournament 1st Round (LEXINGTON); N5-NCAA Tournament Regional (Austin, Texas).

1988

26-7 (7-0 SEC, 1st)
SEC Champions; SEC Tournament Champions
Tie-9th in NCAA
(10-1 Home, 9-1 Away, 7-5 Neutral)

Date	Opponent	Site	Result
S.4	Eastern Kentucky	H-N1	W, 3-0
S.5	Morehead State	H-N1	W, 3-0
S.9	Oklahoma	N2	L, 0-3
S.10	Washington	N2	W, 3-1
S.11	Purdue	A-N2	W, 3-1
S.14	OHIO STATE	H	W, 3-1
S.17	WESTERN MICHIGAN	H	W, 3-2
S.20	Miami (Ohio)	A	W, 3-1
S.23	Texas-Arlington	N3	W, 3-1
S.24	Texas Tech	A-N3	W, 3-0
S.25	Pepperdine	N3	W, 3-0
S.27	WESTERN KENTUCKY	H	W, 3-0
S.30	Georgia*	A	W, 3-0
O.2	Auburn*	A	W, 3-0
O.5	Tennessee*	A	W, 3-1
O.8	NOTRE DAME	H	L, 1-3
O.9	MEMPHIS STATE	H	W, 3-0
O.14	Texas	A	L, 0-3
O.15	Texas A&M	A	W, 3-0
O.18	LOUISVILLE	H	W, 3-0
O.20	MISSISSIPPI STATE*	H	W, 3-0
O.22	OLE MISS*	H	W, 3-0
O.28	Illinois	N4	L, 0-3
O.29	Texas	N4	L, 1-3
N.4	FLORIDA*	H	W, 3-2
N.11	Wisconsin	N5	W, 3-0
N.12	Florida State	N5	L, 1-3
N.18	Louisiana State*	A	W, 3-0
N.20	Houston	A	W, 3-1
N.25	Louisiana State	N6	W, 3-1
N.26	Tennessee	N6	W, 3-0
D.3	New Mexico	N7	W, 3-2
D.9	Texas-Arlington	N8	L, 1-3

*-SEC match

N1-Kentucky Kickoff Classic (LEXINGTON) (1st Place); N2-Purdue Invite (West Lafayette, Ind.); N3-Texas Tech Raider Classic (Lubbock, Texas) N4-Sportsmart Classic; (Chicago, Ill.); N5-RAX Wildcat Classic (LEXINGTON); N6-SEC Tournament (Pensacola, Fla.); N7-NCAA Tournament 1st Round (LEXINGTON); N8-NCAA Tournament Regional (Austin, Texas).

1989

24-11 (6-2 SEC, 3rd)
SEC Tournament Runner-up
(12-5 Home, 8-3 Away, 4-3 Neutral)

Date	Opponent	Site	Result
S.2	MOREHEAD STATE	H-N1	W, 3-0
S.3	EASTERN KENTUCKY	H-N1	W, 3-0
S.5	WRIGHT STATE	H-N1	W, 3-0
S.7	Western Kentucky	A-N2	W, 3-0
S.8	Northeast Louisiana	N2	W, 3-0
S.8	Maryland	N2	W, 3-1
S.9	South Florida	N2	W, 3-0
S.15	EASTERN MICHIGAN	H	W, 3-2
S.16	NORTH CAROLINA	H	W, 3-1
S.19	MIAMI (OHIO)	H	W, 3-0
S.22	Nebraska	A-N3	L, 2-3
S.23	Stanford	N3	L, 2-3

S.23	Pittsburgh	N3	L, 1-3
S.29	Florida State	A	L, 2-3
O.1	Florida*	A	W, 3-0
O.6	AUBURN*	H	W, 3-0
O.8	GEORGIA*	H	L, 1-3
O.13	TEXAS	H	W, 3-0
O.15	N.C. STATE	H	W, 3-0
O.17	CINCINNATI	H	W, 3-1
O.20	INDIANA	H	L, 0-3
O.22	Ohio State	A	L, 0-3
O.26	Ole Miss*	A	W, 3-1
O.27	Mississippi State*	A	W, 3-0
O.28	Alabama*	A	W, 3-0
O.29	Memphis State	A	W, 3-1
N.2	LOUISIANA STATE*	H	L, 0-3
N.5	Notre Dame	A	W, 3-1
N.8	Louisville	A	W, 3-2
N.10	SYRACUSE	H-N4	W, 3-1
N.11	FLORIDA ST.	H-N4	L, 2-3
N.18	TENNESSEE*	H	W, 3-1
N.19	HOUSTON	H	L, 1-3
N.24	Georgia	N5	W, 3-1
N.25	Louisiana State	N5	L, 0-3

*-SEC match

N1-Kentucky Kickoff Classic (LEXINGTON) (1st Place); N2-WKU Coca-Cola Classic (Bowling Green, Ky.) (1st Place); N3-FirstTier Banks Invite (Lincoln, Neb.) (4th Place); N4-RAX Wildcat Classic (LEXINGTON) (2nd Place); N5-SEC Tournament (Pensacola, Fla.) (2nd Place).

1990

22-12 (7-1 SEC, 2nd)
SEC Runner-up
Tie-9th in NCAA
(15-3 Home, 3-4 Away, 4-5 Neutral)

Date	Opponent	Site	Result
S.2	TENNESSEE TECH	H-N1	W, 3-0
S.2	WEST VIRGINIA	H-N1	W, 3-0
S.2	CENTRAL MICHIGAN	H-N1	W, 3-0
S.7	Pacific	N2	L, 0-3
S.7	Brigham Young	A-N2	L, 0-3
S.8	Rice	N2	W, 3-1
S.11	WRIGHT STATE	H	W, 3-1
S.14	Notre Dame	N3	W, 3-1
S.15	Indiana	A-N3	L, 0-3
S.19	MINNESOTA	H	W, 3-0
S.21	PURDUE	H	W, 3-1
S.22	NORTH CAROLINA	H	W, 3-0
S.25	OHIO STATE	H	L, 1-3
S.28	BOWLING GREEN	H	W, 3-0
S.29	INDIANA STATE	H	W, 3-0
O.3	Tennessee*	A	W, 3-1
O.5	Colorado	N4	L, 2-3
O.6	Long Beach State	N4	L, 0-3
O.9	MIAMI (OHIO)	H	W, 3-1
O.12	MISSISSIPPI STATE*	H	W, 3-0
O.14	OLE MISS*	H	W, 3-1
O.19	Louisiana State*	A	L, 0-3
O.21	Texas	A	L, 0-3
O.26	WESTERN KENTUCKY	H	L, 1-3
N.2	Alabama*	A	W, 3-2
N.3	South Florida	N5	W, 3-0
N.4	Auburn*	A	W, 3-0
N.6	LOUISVILLE	H	L, 2-3
N.9	GEORGIA*	H	W, 3-1
N.10	FLORIDA*	H	W, 3-0
N.17	WYOMING	H	W, 3-0
N.23	Ole Miss	N6	L, 2-3
N.30	FLORIDA STATE	N7	W, 3-1
D.7	Texas	N8	L, 0-3

*-SEC match

N1-KY Kickoff Classic (LEXINGTON) (1st Place); N2-Mizuno Classic (Provo, Utah) (3rd Place); N3-Big Four Classic (Bloomington, Ind.); N4-Sportsmart Classic (Chicago, Ill.) (4th Place); N5-Birmingham, Ala.; N6-SEC Tournament (Mobile, Ala.); N7-NCAA Tournament 1st & 2nd Rounds (LEXINGTON); N8-NCAA Tournament Regional (Austin, Texas).

1991

24-13 (8-6 SEC, 4th)
NIVC Champions
(8-7 Home, 6-4 Away, 10-2 Neutral)

Date	Opponent	Site	Result
A.31	TEXAS TECH	H-N1	W, 3-2
A.31	WISCONSIN	H-N1	L, 0-3
S.1	NEBRASKA	H-N1	L, 0-3
S.6	Notre Dame	N2	W, 3-0
S.7	Indiana	N2	W, 3-2
S.13	Arizona	N3	W, 3-0
S.14	Pacific	N3	L, 1-3
S.17	CINCINNATI	H	W, 3-0
S.20	Louisville	A	L, 1-3
S.22	TEXAS	H	L, 1-3
S.27	North Carolina	A	W, 3-0
S.28	Duke	A	W, 3-1
O.2	Tennessee*	A	W, 3-1
O.4	WRIGHT STATE	H	W, 3-0
O.5	WESTERN KENTUCKY	H	W, 3-1
O.11	Alabama*	A	W, 3-0
O.12	Mississippi State*	A	W, 3-0
O.18	LOUISIANA STATE*	H	L, 0-3
O.20	OLE MISS*	H	W, 3-0
O.25	Auburn*	A	L, 1-3
O.27	Florida*	A	L, 0-3
N.1	GEORGIA*	H	L, 1-3
N.2	SOUTH CAROLINA*	H	W, 3-0
N.8	FLORIDA*	H	L, 0-3
N.10	AUBURN*	H	W, 3-2
N.15	South Carolina*	A	W, 3-0
N.17	Georgia*	A	L, 2-3
N.20	LOUISVILLE	H	L, 2-3
N.23	TENNESSEE*	H	W, 3-0
N.29	Auburn	N4	W, 3-1
N.30	Louisiana State	N4	L, 1-3
D.5	Wright State	N5	W, 3-0
D.5	Cal. State-Northridge	N5	W, 3-0
D.6	Cornell	N5	W, 3-0
D.6	Alabama-Birmingham	N5	W, 3-0
D.7	Santa Clara	N5	W, 3-0
D.7	Notre Dame	N5	W, 3-2

*-SEC match

N1-Kentucky Kickoff Classic (LEXINGTON) (3rd Place); N2-Big Four Classic (Louisville, Ky.) (1st Place); N3-Sportsmart Classic (Chicago, Ill.) (2nd Place); N4-SEC Tournament (Mobile, Ala.) (T-3rd Place); N5-National Invitational Championship (Dayton, Ohio) (1st Place).

KENTUCKY®

VOLLEYBALL

1992
25-9 (10-4 SEC; 3rd)
NCAA Sweet Sixteen
(14-1 Home, 8-6 Away, 3-2 Neutral)

Date	Opponent	Site	Result
S.4	Indiana	N1	W, 3-0
S.5	Notre Dame	A-N1	L, 2-3
S.11	Wisconsin	A-N2	W, 3-1
S.12	Pacific	N2	L, 0-3
S.12	Bowling Green	N2	W, 3-0
S.14	Minnesota	A	W, 3-0
S.18	MARYLAND	H-N3	W, 3-0
S.19	MIAMI (OHIO)	H-N3	W, 3-1
S.19	MICHIGAN	H-N3	W, 3-0
S.22	Ohio State	A	W, 3-2
S.25	ARKANSAS STATE	H	W, 3-2
S.27	Texas	A	L, 1-3
S.30	LOUISVILLE	H	W, 3-1
O.2	OLE MISS*	H	W, 3-1
O.4	LOUISIANA STATE*	H	L, 2-3
O.7	TENNESSEE*	H	W, 3-0
O.9	DUKE	H	W, 3-1
O.10	NORTH CAROLINA	H	W, 3-0
O.16	Florida*	A	L, 1-3
O.18	Auburn*	A	W, 3-0
O.23	MISSISSIPPI STATE*	H	W, 3-0
O.25	ALABAMA*	H	W, 3-0
O.31	Tennessee*	A	L, 1-3
N.6	Alabama*	A	W, 3-0
N.7	Mississippi State*	A	W, 3-0
N.10	Louisville	A	W, 3-2
N.13	SOUTH CAROLINA*	H	W, 3-0
N.15	GEORGIA*	H	W, 3-0
N.20	Louisiana State*	A	L, 0-3
N.22	Ole Miss*	A	W, 3-0
N.27	Auburn	N4	W, 3-1
N.28	Louisiana State	N4	L, 1-3
D.3	Duke	N5	W, 3-1
D.11	Florida	A-N6	L, 0-3

N1-Big Four Classic (South Bend, Ind.); N2-Badger Classic (Madison, Wisc.); N3-Kentucky Conference Challenge (LEXINGTON); N4-SEC Tournament (Birmingham, Ala.); N5-NCAA Tournament 1st & 2nd Rounds (LEXINGTON); N6-NCAA Tournament Regional (Gainesville, Fla.).



FRAN FLORY
1993-97
(78-80; .494)

Posted 29 wins in her first year but struggled over the next four, never leading the Cats to an SEC finish better than third. The 29 victories in 1993 were the most at UK since 1987 and the 13 conference wins that season still stands as a school record.

1993
29-4 (12-2 SEC; 3rd)
NCAA Second Round
(17-1 Home, 9-2 Away, 3-1 Neutral)

Date	Opponent	Site	Result
S.1	MIAMI (Ohio)	H	W, 3-0
S.3	Notre Dame	H-N1	W, 3-2
S.4	Louisville	H-N1	W, 3-1
S.4	Indiana	H-N1	W, 3-2
S.8	MOREHEAD STATE	H	W, 3-0
S.12	TEXAS	H	W, 3-2

S.17	Montana	N2	W, 3-1
S.18	Pepperdine	N2	W, 3-2
S.18	Texas Tech	A-N2	W, 3-2
S.24	Colorado	H-N3	W, 3-0
S.25	Butler	H-N3	W, 3-1
S.25	Houston	H-N3	W, 3-0
S.28	WESTERN KENTUCKY	H	W, 3-0
O.1	Tennessee*	A	W, 3-1
O.2	Clemson	A	W, 3-2
O.3	Georgia Tech	A	W, 3-2
O.8	Auburn*	A	W, 3-0
O.10	Florida*	A	L, 0-3
O.13	Louisville	A	W, 3-1
O.15	MISSISSIPPI STATE*	H	W, 3-0
O.17	ALABAMA*	H	W, 3-0
O.22	South Carolina*	A	W, 3-1
O.24	Georgia*	A	L, 1-3
O.29	LOUISIANA STATE*	H	W, 3-1
O.30	OLE MISS*	H	W, 3-0
N.5	GEORGIA*	H	W, 3-0
N.7	SOUTH CAROLINA*	H	W, 3-0
N.12	Ole Miss*	A	W, 3-0
N.14	Louisiana State*	A	W, 3-1
N.20	TENNESSEE*	H	W, 3-2
N.26	Auburn	N4	W, 3-1
N.27	Georgia	N4	L, 0-3
D.5	Duke	H-N5	L, 0-3

1994
13-21 (8-6 SEC; 3rd)
(8-5 Home, 2-11 Away, 3-5 Neutral)

Date	Opponent	Site	Result
S.2	Purdue	A-N1	L, 1-3
S.3	Nebraska	N1	L, 0-3
S.3	Oregon State	N1	L, 0-3
S.7	MOREHEAD STATE	N1	W, 3-1
S.9	Indiana	N2	L, 2-3
S.10	Notre Dame	N2	L, 0-3
S.10	Louisville	A-N2	L, 1-3
S.14	Ohio State	A	L, 0-3
S.16	Montana	H-N3	W, 3-2
S.17	George Mason	H-N3	L, 2-3
S.17	Iowa	H-N3	L, 1-3
S.23	LOUISIANA STATE*	H	W, 3-2
S.25	ARKANSAS*	H	W, 3-0
S.30	Tennessee*	A	W, 3-2
O.2	Georgia*	A	L, 0-3
O.7	SOUTH CAROLINA*	H	W, 3-2
O.9	FLORIDA*	H	L, 1-3
O.14	Ole Miss*	A	W, 3-2
O.16	Mississippi State*	A	L, 2-3
O.19	WESTERN KENTUCKY	H	W, 3-1
O.21	ALABAMA*	H	W, 3-1
O.23	AUBURN*	H	W, 3-1
O.28	Florida*	A	L, 1-3
O.30	South Carolina*	A	L, 0-3
N.2	LOUISVILLE	H	L, 1-3
N.6	Houston	A	L, 0-3
N.7	Texas	A	L, 2-3
N.11	TENNESSEE*	H	W, 3-0
N.13	GEORGIA*	H	L, 2-3
N.18	Louisiana State	N4	W, 3-2
N.18	Arkansas	N4	W, 3-2
N.19	Georgia	N4	L, 0-3
N.25	North Carolina	A	L, 0-3

N.26	Duke	A	L, 1-3
------	------	---	--------

*-SEC match
N1-Purdue Mortar Board Premier (West Lafayette, Ind.) N2-Big Four Classic (Louisville, Ky.); N3-Kaepa Conference Challenge (LEXINGTON); N4-SEC Tournament (Gainesville, Fla.).

1995
10-18 (7-7 SEC; 3rd East)
(5-5 Home, 4-6 Road, 1-7 Neutral)

Date	Opponent	Site	Result
S.1	Georgia Tech	N1	L, 1-3
S.2	Colorado	A-N1	L, 0-3
S.3	Ohio State	N1	L, 0-3
S.8	Louisville	N2	L, 0-3
S.9	Notre Dame	N2	L, 1-3
S.9	Indiana	N2	W, 3-2
S.15	TEXAS	H	L, 1-3
S.16	BUTLER	H-N3	W, 3-1
S.17	MINNESOTA	H-N3	L, 0-3
S.22	MISSISSIPPI STATE*	H	W, 3-0
S.24	OLE MISS*	H	W, 3-1
S.29	Auburn*	A	L, 0-3
O.1	Alabama*	A	W, 3-0
O.3	MOREHEAD STATE	H	W, 3-0
O.6	Louisiana State*	A	W, 3-0
O.8	Arkansas*	A	W, 3-2
O.13	GEORGIA*	H	L, 1-3
O.20	South Carolina*	A	L, 0-3
O.22	Florida*	A	L, 0-3
O.29	Georgia*	A	L, 1-3
N.3	FLORIDA*	H	L, 0-3
N.5	SOUTH CAROLINA*	H	L, 2-3
N.8	Louisville	A	L, 0-3
N.10	TENNESSEE*	H	W, 3-0
N.12	Tennessee*	A	W, 3-1
N.17	Ole Miss	N4	L, 2-3
N.24	UCLA	N5	L, 2-3
N.25	Pacific	N5	L, 0-3

*-SEC match
N1-Colorado Classic (Boulder, Colo.); N2-Big Four Classic (Louisville, Ky.); N3-Kentucky Conference Challenge (LEXINGTON); N4-SEC Tournament (Baton Rouge, La.); N5-Pacific Tournament (Stockton, Calif.).

1996
12-20 (8-6 SEC; 3rd East)
(10-8 Home, 2-6 Away, 0-6 Neutral)

Date	Opponent	Site	Result
A.30	MIAMI (OHIO)	H-N1	L, 1-3
A.31	CINCINNATI	H-N1	W, 3-2
A.31	GEORGIA TECH	H-N1	L, 1-3
S.5	Ball State	A	L, 0-3
S.6	Indiana	N2	L, 0-3
S.7	Notre Dame	N2	L, 0-3
S.7	Louisville	N2	L, 0-3
S.13	PURDUE	H-N3	L, 0-3
S.14	CENTRAL FLORIDA	H-N3	L, 0-3
S.14	HOUSTON	H-N3	L, 0-3
S.17	MARSHALL	H	W, 3-1
S.20	Michigan State	A	L, 0-3
S.24	EASTERN KENTUCKY	H	W, 3-0
S.27	ARKANSAS*	H	W, 3-1
S.29	LOUISIANA STATE*	H	W, 3-2
O.4	Georgia*	A	W, 3-0
O.8	WESTERN KENTUCKY	H	W, 3-2
O.11	SOUTH CAROLINA*	H	W, 3-1

O.13	FLORIDA*	H	L, 0-3
O.18	Mississippi State*	A	W, 3-1
O.20	Ole Miss*	A	L, 2-3
O.23	LOUISVILLE	H	L, 2-3
O.25	ALABAMA*	H	W, 3-1
O.27	AUBURN*	H	L, 0-3
N.3	GEORGIA*	H	W, 3-1
N.7	Tennessee*	A	L, 1-3
N.9	TENNESSEE*	H	W, 3-1
N.15	Florida*	A	L, 0-3
N.17	South Carolina*	A	L, 0-3
N.22	Alabama	N4	L, 2-3
N.29	Southern California	N5	L, 0-3
N.30	Long Beach State	N5	L, 0-3

*-SEC match
N1-Kentucky Invite (LEXINGTON); N2-Big Four Classic (Louisville, Ky.); N3-Kentucky Conference Challenge (LEXINGTON); N4-SEC Tournament (Columbia, S.C.); N5-Long Beach Invite (Long Beach, Calif.).

1997
14-17 (4-10 SEC; 5th East)
(6-7 Home, 3-8 Away, 5-2 Neutral)

Date	Opponent	Site	Result
A.29	MOREHEAD STATE	H-N1	W, 3-0
A.30	WESTERN KENTUCKY	H-N1	W, 3-0
A.30	EASTERN KENTUCKY	H-N1	W, 3-2
S.5	Tennessee Tech	N2	W, 3-1
S.6	Cal. State-Sacramento	N2	W, 3-1
S.6	Iowa	N2	L, 0-3
S.12	Middle Tennessee St.	N3	W, 3-0
S.13	James Madison	N3	W, 3-1
S.13	Ohio	A-N3	W, 3-1
S.17	Louisville	A	L, 2-3
S.19	BUTLER	H-N4	L, 0-3
S.20	EASTERN ILLINOIS	H-N4	W, 3-1
S.20	MICHIGAN STATE	H-N4	L, 0-3
S.26	OLE MISS*	H	L, 2-3
S.28	MISSISSIPPI STATE*	H	W, 3-1
O.3	Alabama*	A	W, 3-0
O.5	Auburn*	A	L, 2-3
O.10	Arkansas*	A	L, 0-3
O.12	Louisiana State*	A	W, 3-2
O.17	GEORGIA*	H	L, 0-3
O.24	South Carolina*	A	L, 2-3
O.26	Florida*	A	L, 0-3
N.1	Georgia*	A	L, 1-3
N.4	LOUISVILLE	H	L, 0-3
N.7	FLORIDA*	H	L, 0-3
N.9	SOUTH CAROLINA*	H	L, 1-3
N.14	TENNESSEE*	H	W, 3-1
N.15	Tennessee*	A	L, 1-3
N.21	Mississippi State	N5	W, 3-1
N.21	Florida	N5	L, 0-3
N.28	Houston	A	L, 0-3

*-SEC Match
N1-Kentucky State Challenge (LEXINGTON); N2-Iowa Invite (Iowa City, Iowa); N3-Ohio Invite (Athens, Ohio); N4-Kentucky Conference Challenge (LEXINGTON)N5-SEC Tournament (Athens, Ga.).

KENTUCKY

VOLLEYBALL



JONA BRADEN
1998-2004
(90-119; .431)

Braden took over in 1998 and guided the team to consecutive winning seasons for the first time since 1992-93. She resigned following the 2004 season.

1998
16-14 (7-9 SEC; 5th East)
(7-5 Home, 4-8 Away, 5-1 Neutral)

Date	Opponent	Site	Result
S.1	MOREHEAD STATE	H	W, 3-0
S.4	Alabama-Birmingham	N1	W, 3-1
S.5	Central Florida	N1	W, 3-0
S.5	Purdue	A-N1	L, 0-3
S.8	Miami (Ohio)	A	L, 1-3
S.11	Eastern Michigan	N2	W, 3-1
S.12	Kansas	N2	W, 3-0
S.12	Butler	A-N2	W, 3-1
S.15	WESTERN KENTUCKY	H	L, 0-3
S.18	ARKANSAS STATE	H-N3	W, 3-0
S.19	S. METHODIST	H-N3	W, 3-1
S.19	CLEMSON	H-N3	W, 3-1
S.25	Louisiana State*	A	W, 3-0
S.27	Arkansas*	A	L, 0-3
S.30	LOUISVILLE	H	L, 0-3
O.2	MISSISSIPPI STATE*	H	W, 3-1
O.4	OLE MISS*	H	W, 3-1
O.9	Florida*	A	L, 0-3
O.16	SOUTH CAROLINA*	H	W, 3-1
O.18	GEORGIA*	H	L, 0-3
O.23	Auburn*	A	W, 3-1
O.25	Alabama*	A	W, 3-0
O.30	Tennessee*	A	L, 0-3
N.1	TENNESSEE*	H	L, 1-3
N.6	Georgia*	A	L, 0-3
N.8	South Carolina*	A	L, 1-3
N.11	Louisville	A	L, 0-3
N.14	Florida*	H	L, 1-3
N.20	Louisiana State	N4	W, 3-1
N.20	Florida	N4	L, 0-3

*-SEC match
N1-Purdue Invite (West Lafayette, Ind.);
N2-Butler Invite (Indianapolis, Ind.) (1st Place); N3-Kentucky Conference Challenge (LEXINGTON) (1st Place); N4-SEC Tournament (Fayetteville, Ark.).

1999
16-15 (6-8 SEC; 4th East)
(8-6 Home, 4-6 Away, 4-3 Neutral)

Date	Opponent	Site	Result
S.1	EASTERN KENTUCKY	H	W, 3-1
S.4	Virginia Tech	A	W, 3-1
S.4	Northern Illinois	N1	W, 3-1
S.4	Villanova	N1	W, 3-0
S.10	Clemson	A-N2	L, 0-3
S.11	Notre Dame	N2	L, 0-3
S.14	WESTERN KENTUCKY	H	W, 3-1
S.17	SOUTHEAST MISSOURI	H-N3	L, 0-3
S.18	CENTRAL MICHIGAN	H-N3	W, 3-1
S.18	HOFSTRA	H-N3	L, 2-3
S.21	LOUISVILLE	H	W, 3-2
S.24	South Carolina*	A	L, 1-3
S.26	Georgia*	A	L, 1-3

O.1	ALABAMA*	H	W, 3-2
O.3	AUBURN*	H	W, 3-0
O.8	ARKANSAS*	H	L, 2-3
O.10	LOUISIANA STATE*	H	L, 1-3
O.15	Ole Miss*	A	W, 3-2
O.17	Mississippi State*	A	W, 3-1
O.22	FLORIDA*	H	L, 0-3
O.24	Louisville	A	L, 0-3
O.29	TENNESSEE*	H	W, 3-2
O.31	Tennessee*	A	L, 0-3
N.5	Florida A&M	A	W, 3-0
N.7	Florida*	A	L, 0-3
N.12	GEORGIA*	H	L, 0-3
N.14	SOUTH CAROLINA*	H	W, 3-2
N.19	South Carolina	N4	W, 3-0
N.20	Arkansas	N4	L, 1-3
N.26	Marquette	N5	L, 0-3
N.27	South Florida	N5	W, 3-1

*-SEC match
N1-Virginia Tech Hokie Classic (Blacksburg, Va.) (1st Place); N2-Big Orange Bash (Clemson, S.C.) (3rd Place); N3-Kentucky Conference Challenge (LEXINGTON) (3rd Place); N4-SEC Tournament (Knoxville, Tenn.) N5-Disney's Wide World of Sports (Orlando, Fla.).

2000
6-21 (3-11 SEC; 5th East)
(3-8 Home, 0-11 Away, 3-2 Neutral)

Date	Opponent	Site	Result
S. 1	Georgetown	N1	L, 0-3
S. 1	William & Mary	N1	W, 3-2
S. 2	Virginia	A	L, 1-3
S. 5	LOUISVILLE	H	L, 0-3
S. 9	Illinois State	N2	L, 0-3
S. 10	Toledo	N2	W, 3-2
S. 15	SOUTHERN ILLINOIS	H-N3	L, 0-3
S. 16	JAMES MADISON	H-N3	L, 1-3
S. 16	AUSTIN PEAY	H-N3	L, 2-3
S. 19	WESTERN KENTUCKY	H	L, 1-3
S. 22	MISSISSIPPI STATE*	H	W, 3-1
S. 24	OLE MISS*	H	W, 3-2
S. 29	South Carolina*	A	L, 0-3
O. 1	N.C. State	A	L, 2-3
O. 6	Louisiana State*	A	L, 0-3
O. 8	Arkansas*	A	L, 0-3
O. 13	FLORIDA*	H	L, 0-3
O. 15	GEORGIA*	H	L, 2-3
O. 20	Auburn*	A	L, 2-3
O. 22	Alabama*	A	L, 2-3
O. 27	Georgia*	A	L, 0-3
O. 29	Florida*	A	L, 0-3
N. 5	SOUTH CAROLINA*	H	L, 1-3
N. 10	Tennessee*	A	L, 1-3
N. 12	TENNESSEE*	H	W, 3-1
N. 24	Marquette	N4	W, 3-0
N. 25	Louisville	A	L, 0-3

*-SEC match
N1-Virginia Invitational (Charlottesville, Va.) (3rd Place); N2-Ohio State Invitational (Columbus, Ohio) (3rd Place); N3-Kentucky Conference Challenge (LEXINGTON) (4th Place); N4-Louisville, Ky.

2001
13-15 (6-8 SEC; 7th)
(6-7 Home, 4-6 Away, 3-2 Neutral)

Date	Opponent	Site	Result
A.31	Southern Methodist	A-N1	W, 3-1
S.1	Duke	N1	L, 2-3
S.1	Weber State	N1	W, 3-1
S.4	WESTERN KENTUCKY	H	L, 1-3
S.7	Western Michigan	A-N2	L, 1-3
S. 8	James Madison	N2	W, 3-1
S. 8	Valparaiso	N2	W, 3-0
S.21	ARKANSAS*	H	L, 0-3
S.23	LOUISIANA STATE*	H	W, 3-0
S.28	Florida*	A	L, 0-3
S.30	Georgia*	A	W, 3-1
O.2	MOREHEAD STATE	H	W, 3-2
O.5	SOUTH CAROLINA*	H	L, 1-3
O.8	EVANSVILLE	H	W, 3-2
O.12	ALABAMA*	H	L, 0-3
O.14	AUBURN*	H	W, 3-0
O.18	BUTLER	H	W, 3-1
O.21	South Carolina*	A	L, 0-3
O.23	NOTRE DAME	H	L, 2-3
O.26	Ole Miss*	A	W, 3-1
O.28	Mississippi State*	A	W, 3-0
N.2	TENNESSEE*	H	L, 1-3
N.4	Tennessee*	A	L, 0-3
N.9	GEORGIA*	H	W, 3-1
N.11	FLORIDA*	H	L, 0-3
N.16	Arkansas	N3	L, 0-3
N.21	Louisville	A	L, 0-3
N.23	Clemson	A	L, 2-3

*-SEC match
N1-SMU Doubletree Invitational (Dallas, Texas) (2nd Place); N2-WMU Radisson Invitational (Kalamazoo, Mich.) (2nd Place); N3-SEC Tournament (Knoxville, Tenn.)

2002
13-18 (6-10 SEC; 8th)
(7-6 Home; 3-8 Away; 3-4 Neutral)

Date	Opponent	Site	Result
A.30	Hofstra	A-N1	L, 1-3
A.31	Texas Tech	N1	L, 0-3
A.31	Fairfield	N1	W, 3-0
S.6	N.C. State	A-N2	W, 3-1
S.7	Charlotte	N2	W, 3-2
S.7	Wichita State	N2	W, 3-1
S.13	WAKE FOREST	H-N3	W, 3-1
S. 14	DAYTON	H-N3	L, 0-3
S. 14	WESTERN MICHIGAN	H-N3	W, 3-1
S. 20	South Carolina	A	L, 0-3
S. 21	Oral Roberts	N4	L, 0-3
S. 27	ALABAMA*	H	L, 1-3
S. 29	AUBURN*	H	W, 3-0
O. 6	Arkansas*	A	L, 1-3
O. 9	SOUTH CAROLINA*	H	L, 0-3
O. 11	TENNESSEE*	H	L, 1-3
O. 15	LOUISVILLE	H	L, 0-3
O. 18	Auburn*	A	W, 3-0
O. 20	Alabama*	A	L, 1-3
O. 25	FLORIDA*	H	L, 0-3
O. 27	GEORGIA*	H	W, 3-2
N. 1	MISSISSIPPI STATE*	H	W, 3-0
N. 3	OLE MISS*	H	W, 3-0
N. 5	Louisiana State*	A	W, 3-1
N. 7	MOREHEAD STATE	H	W, 3-0
N. 10	Tennessee*	A	L, 2-3
N. 15	Georgia*	A	L, 2-3
N. 17	Florida*	A	L, 0-3
N. 22	Florida	N5	L, 0-3

N. 29 Central Florida A-N6 L, 1-3
N. 30 Houston N6 L, 0-3

* - SEC Match
N1 – Hofstra Invitational (Hempstead, N.Y.) (3rd Place);
N2 – Outback Steakhouse Wolfpack Classic (Raleigh, N.C.) (1st Place); N3 – Kentucky Conference Challenge (LEXINGTON) (2nd Place); N4 – Columbia, S.C.; N5 – SEC Tournament (Fayetteville, Ark.); N6 – Central Florida Thanksgiving Tournament (Orlando, Fla.) (3rd Place).

2003
14-18 (6-10 SEC; 8th)
(6-5 Home; 4-9 Away; 4-4 Neutral)

Date	Opponent	Site	Result
A.29	Wake Forest	A-N1	L, 0-3
A.30	Southern Methodist	N1	W, 3-2
A. 30	Tennessee Tech	N1	W, 3-1
S. 5	Western Illinois	N2	W, 3-1
S. 6	Iowa State	A-N2	W, 3-0
S. 6	Iowa	N2	W, 3-2
S. 12	SYRACUSE	H-N3	W, 3-1
S. 13	WRIGHT STATE	H-N3	W, 3-0
S. 13	VIRGINIA	H-N3	L, 1-3
S. 19	New Mexico	A-N4	W, 3-0
S. 20	Sacramento State	N4	L, 1-3
S. 20	Ohio	N4	L, 0-3
S. 26	Arkansas*	A	L, 1-3
S. 28	Louisiana State*	A	L, 2-3
O. 3	MISSISSIPPI STATE*	H	W, 3-1
O. 5	OLE MISS*	H	W, 3-1
O. 8	South Carolina*	A	L, 2-3
O. 12	Tennessee*	A	L, 1-3
O. 17	LOUISIANA STATE*	H	W, 3-2
O. 19	ARKANSAS*	H	L, 1-3
O. 24	Florida*	A	L, 0-3
O. 26	Georgia*	A	W, 3-1
O. 31	Alabama*	A	L, 1-3
N. 2	Auburn*	A	W, 3-1
N. 5	SOUTH CAROLINA*	H	L, 1-3
N. 7	TENNESSEE*	H	W, 3-1
N. 10	Louisville	A	L, 1-3
N. 14	GEORGIA*	H	L, 2-3
N. 16	FLORIDA*	H	L, 0-3
N. 21	Florida	N5	L, 0-3
N. 27	UNLV	A-N6	L, 2-3
N. 28	Hawaii	N6	L, 0-3

* - SEC Match
N1 – Demon Deacon Invitational (Winston-Salem, N.C.) (2nd Place); N2 – Cyclone Challenge (Ames, Iowa) (1st Place); N3 – Kentucky Conference Challenge (LEXINGTON) (2nd Place); N4 – New Mexico Invitational (Albuquerque, N.M.) (3rd Place); N5 – SEC Tournament (Columbia, S.C.); N6 – UNLV Tournament (Las Vegas, Nev.) (3rd Place).

KENTUCKY®

VOLLEYBALL

2004
12-18 (3-13 SEC; 10th)
(6-7 Home; 2-9 Away; 4-2 Neutral)

Date	Opponent	Site	Result
S. 1	EASTERN KENTUCKY	H	W, 3-0
S. 3	Western Illinois	N1	W, 3-0
S. 3	Southwest Missouri State	A-N1	L, 0-3
S. 4	Fresno State	N1	L, 1-3
S. 4	Middle Tennessee St.	N1	W, 3-1
S. 10	VALPARAISO	H-N2	W, 3-1
S. 11	INDIANA STATE	H-N2	W, 3-0
S. 11	HOFSTRA	H-N2	W, 3-0
S. 17	East Tennessee State	N3	W, 3-0
S. 18	Central Michigan	N3	W, 3-1
S. 18	Purdue	A-N3	W, 3-2
S. 24	ALABAMA*	H	L, 2-3
S. 26	AUBURN*	H	L, 1-3
O. 1	South Carolina*	A	W, 3-2
O. 3	Tennessee*	A	L, 0-3
O. 8	GEORGIA*	H	L, 1-3
O. 10	FLORIDA*	H	L, 0-3
O. 15	MISSISSIPPI STATE*	H	W, 3-1
O. 17	OLE MISS*	H	L, 1-3
O. 22	Arkansas*	A	L, 2-3
O. 24	Louisiana State*	A	L, 1-3
O. 29	TENNESSEE*	H	L, 0-3
O. 31	SOUTH CAROLINA*	H	W, 3-2
N. 5	Florida*	A	L, 0-3
N. 7	Georgia*	A	L, 0-3
N. 9	LOUISVILLE	H	L, 0-3
N. 12	Auburn*	A	L, 1-3
N. 14	Alabama*	A	L, 0-3
N. 26	Long Beach State	A-N4	L, 0-3
N. 27	American University	N4	L, 2-3

* - SEC Match

N1 – Dr. Mary Jo Wynn Invitational (Springfield, Mo) (2nd Place); N2 – Kentucky Conference Challenge (LEXINGTON) (1st Place); N3 – Purdue Mortar Board Tournament (West Lafayette, Ind.) (1st Place); N4 – Long Beach State Tournament (Long Beach, Calif.)



CRAIG SKINNER
2005-Present (302-113; 728)
Skinner was named head coach on Dec. 16, 2004, and has led UK to an NCAA Tournament berth in all 13 of his seasons.

2005
17-12 (10-6 SEC; 5th)
NCAA First Round
(7-5 Home; 6-5 Away; 4-2 Neutral)

Date	Opponent	Site	Result
S. 2	Western Carolina	N1	W, 3-0
S. 3	Connecticut	N1	W, 3-0
S. 4	Clemson	A-N1	W, 3-0
S. 7	Louisville	A	L, 0-3
S. 9	EASTERN ILLINOIS	H	W, 3-0
S. 10	WRIGHT STATE	H	L, 2-3
S. 13	MOREHEAD STATE	H	W, 3-0
S. 16	Brown	N2	W, 3-2
S. 17	Southern Illinois	N2	W, 3-1
S. 17	Northwestern	A-N2	L, 0-3
S. 23	AUBURN*	H	L, 0-3
S. 25	ALABAMA*	H	W, 3-1
S. 30	Georgia*	A	W, 3-0
O. 2	Florida*	A	L, 0-3
O. 7	ARKANSAS*	H	W, 3-1
O. 9	LOUISIANA STATE*	H	W, 3-1
O. 14	FLORIDA	H	L, 3-0
O. 16	GEORGIA*	H	W, 3-1
O. 21	Tennessee*	A	L, 0-3
O. 23	South Carolina*	A	W, 3-1
O. 28	Mississippi State*	A	W, 3-0
O. 30	Ole Miss*	A	W, 3-0
N. 4	SOUTH CAROLINA*	H	W, 3-0
N. 6	TENNESSEE*	H	L, 0-3
N. 11	Louisiana State*	A	L, 2-3
N. 13	Arkansas*	A	W, 3-1
N. 18	Arkansas	N3	L, 1-3
N. 26	CINCINNATI	H	L, 1-3
D. 2	Maryland	N4	L, 1-3

* - SEC Match

N1 – Big Orange Bash (Clemson, S.C.) (1st Place); N2 – Northwestern Tournament (Evanston, Ill.) (2nd Place); N3 – SEC Tournament (Tuscaloosa, Ala.); N4 – NCAA First Round (Louisville, Ky.)

2006
19-12 (11-9 SEC; 4th)
NCAA Second Round
(13-2 Home; 4-9 Away; 2-1 Neutral)

Date	Opponent	Site	Result
A. 29	WESTERN KENTUCKY	H	W, 3-0
S. 1	at Syracuse	A-N1	W, 3-0
S. 2	vs. Siena	N1	W, 3-0
S. 2	vs. San Diego St.	N1	L, 2-3
S. 5	MOREHEAD STATE	H	W, 3-2
S. 8	VILLANOVA	H-N2	W, 3-0
S. 9	TOLEDO	H-N2	W, 3-0
S. 9	GEORGIA TECH	H-N2	W, 3-1
S. 15	ARKANSAS*	H	W, 3-0
S. 17	LOUISIANA STATE*	H	L, 1-3
S. 22	at Mississippi State*	A	W, 3-1
S. 24	at Ole Miss*	A	L, 1-3
S. 29	FLORIDA*	H	L, 2-3
O. 1	at Auburn*	A	L, 2-3
O. 6	GEORGIA*	H	W, 3-0
O. 8	SOUTH CAROLINA*	H	W, 3-0
O. 11	TENNESSEE*	H	W, 3-2
O. 13	at Alabama*	A	L, 0-3
O. 20	at Louisiana State*	A	L, 0-3
O. 22	at Arkansas*	A	L, 1-3
O. 27	OLE MISS*	H	W, 3-1
O. 29	MISSISSIPPI STATE*	H	W, 3-0
N. 01	at Tennessee*	A	W, 3-1
N. 05	ALABAMA*	H	W, 3-2
N. 10	at South Carolina*	A	L, 2-3
N. 12	at Georgia*	A	W, 3-0
N. 17	AUBURN*	H	W, 3-2
N. 19	at Florida*	A	L, 0-3
N. 24	at Cincinnati	A	L, 2-3
N. 29	vs. Ohio	N3	W, 3-2
D. 1	at Purdue	A-N3	L, 0-3

* - SEC Match

N1 – Big Orange Tournament (Syracuse, N.Y.) (2nd Place); N2 – Kentucky Classic (Lexington, Ky.) (1st Place); N3 – NCAA Tournament (West Lafayette, Ind.)

2007
22-10 (13-7 SEC; 4th)
NCAA First Round
(11-3 Home; 9-4 Away; 2-3 Neutral)

Date	Opponent	Site	Result
A. 24	Wright State	N1	W, 3-0
A. 25	Western Michigan	N1	L, 0-3
A. 25	Northern Iowa	A-N1	W, 3-2
A. 29	Western Kentucky	A	W, 3-1
A. 31	GEORGETOWN	H-N2	W, 3-0
S. 1	AUSTIN PEAY	H-N2	W, 3-0
S. 1	CLEVELAND STATE	H-N2	W, 3-0
S. 4	EASTERN KENTUCKY	H	W, 3-0
S. 7	Arizona	N3	L, 1-3
S. 8	Western Carolina	N3	W, 3-0
S. 8	Georgia Tech	A-N3	W, 3-1
S. 14	MISSISSIPPI STATE*	H	W, 3-1
S. 16	ALABAMA*	H	L, 2-3
S. 21	Georgia*	A	W, 3-1
S. 23	Auburn*	A	W, 3-1
S. 26	TENNESSEE*	H	W, 3-1
S. 28	ARKANSAS*	H	W, 3-0
O. 5	Florida*	A	L, 0-3
O. 7	South Carolina*	A	W, 3-1
O. 12	OLE MISS*	H	L, 2-3
O. 14	LOUISIANA STATE*	H	W, 3-2
O. 19	Alabama*	A	L, 2-3
O. 21	Mississippi State*	A	W, 3-1
O. 26	AUBURN*	H	W, 3-1
O. 28	GEORGIA*	H	W, 3-1
N. 2	Louisiana State*	A	L, 2-3
N. 4	Ole Miss*	A	L, 1-3
N. 9	SOUTH CAROLINA*	H	W, 3-0
N. 11	FLORIDA*	H	L, 0-3
N. 14	Tennessee*	A	W, 3-1
N. 18	Arkansas*	A	W, 3-2
N. 30	Michigan State	N4	L, 0-3

* - SEC Match

N1 – Northern Iowa Classic (Cedar Falls, Iowa) (3rd place); N2 – Kentucky Classic (Lexington, Ky.) (1st place); N3 – Regency Suites/Georgia Tech Classic (Atlanta, Ga.) (2nd place); N4 – NCAA First Round (Dayton, Ohio)

2008
26-6 (17-3 SEC; 2nd)
NCAA First Round
(16-3 Home; 9-2 Away; 1-1 Neutral)

Date	Opponent	Site	Result
A. 29	PITTSBURGH	H-N1	W, 3-2
A. 30	WESTERN CAROLINA	H-N1	W, 3-0
A. 30	WISCONSIN	H-N1	L, 3-0
S. 2	Morehead State	H	W, 3-1
S. 5	St. John's	N2	L, 3-1
S. 6	Missouri	N2	W, 3-0
S. 6	Maryland	A-N2	W, 3-0
S. 10	TENNESSEE STATE	H	W, 3-0
S. 12	Indiana	A-N3	W, 3-1
S. 13	Eastern Kentucky	N3	W, 3-0
S. 13	Albany	N3	W, 3-1
S. 19	ALABAMA*	H	W, 3-0
S. 21	MISSISSIPPI STATE*	H	W, 3-0
S. 26	Georgia*	A	W, 3-1
S. 28	LSU*	A	W, 3-0
O. 1	Tennessee*	A	W, 3-1
O. 5	AUBURN*	H	W, 3-0
O. 10	Florida*	A	L, 3-2
O. 12	South Carolina*	A	W, 3-0
O. 17	ARKANSAS*	H	W, 3-0
O. 19	OLE MISS*	H	W, 3-2
O. 24	Mississippi State*	A	W, 3-0
O. 26	Alabama*	A	W, 3-0
O. 31	LSU*	H	W, 3-1
N. 2	GEORGIA*	H	W, 3-1
N. 7	Ole Miss	A	L, 3-2
N. 9	Arkansas*	A	W, 3-0
N. 14	SOUTH CAROLINA*	H	W, 3-0
N. 16	FLORIDA*	H	W, 3-2
N. 21	Auburn*	A	W, 3-0
N. 28	TENNESSEE*	H	L, 3-2
D. 4	MICHIGAN	H-N4	L, 3-2

* - SEC Match

N1 – Kentucky Classic (Lexington, Ky.) (2nd place); N2 – Maryland Tournament (College Park, Md.) (1st place); N3 – UK Invitational (Lexington, Ky.) (1st place); N4 – NCAA First Round (Lexington, Ky.)

2009
29-5 (17-3 SEC; 1st)
NCAA Thrid Round
(14-2 Home; 11-2 Away; 4-1 Neutral)

Date	Opponent	Site	Result
A. 28	NORTHWESTERN	H-N1	W, 3-1
A. 29	WESTERN CAROLINA	H-N1	W, 3-0
A. 29	FLA. INTERNATIONAL	H-N1	W, 3-0
S. 4	Murray State	N2	W, 3-0
S. 4	Indiana	A-N2	W, 3-1
S. 5	UT Martin	N2	W, 3-0
S. 8	CINCINNATI	H	W, 3-2
S. 11	Kansas State	A-N3	W, 3-1
S. 12	Purdue	N3	W, 3-1
S. 12	Portland	N3	W, 3-0
S. 16	Louisville	A	L, 3-2
S. 20	LSU*	A	W, 3-0
S. 25	OLE MISS*	H	W, 3-0
S. 27	ARKANSAS*	H	W, 3-0
O. 2	Florida*	A	W, 3-2
O. 4	South Carolina*	A	W, 3-2
O. 9	AUBURN*	H	W, 3-0
O. 11	GEORGIA*	H	W, 3-1
O. 16	Mississippi State*	A	W, 3-0
O. 18	Alabama*	A	W, 3-0
O. 21	TENNESSEE*	H	L, 3-1
O. 24	LSU*	H	W, 3-2
O. 30	Arkansas*	A	W, 3-1
N. 1	Ole Miss*	A	W, 3-0
N. 6	ALABAMA*	H	W, 3-1
N. 8	MISSISSIPPI STATE*	H	W, 3-0
N. 13	Georgia*	A	W, 3-0
N. 15	Auburn*	A	W, 3-1
N. 20	SOUTH CAROLINA*	H	W, 3-0
N. 22	FLORIDA*	H	L, 3-1
N. 25	Tennessee*	A	L, 3-1
D. 4	MICHIGAN STATE	H-N4	W, 3-0
D. 5	OREGON	H-N4	W, 3-0
D. 11	Florida State	N5	L, 3-2

* - SEC Match

N1 – Kentucky Classic (Lexington, Ky.) (1st Place); N2 – Adidas Classic (Bloomington, Ind.) (1st Place); N3 – Kansas State Tournament (Manhattan, Kan.) (1st Place); N4 – NCAA First and Second Rounds (Lexington, Ky.); N5 – Sweet Sixteen

2010
17-14 (11-9 SEC; 5th)
NCAA First Round
(13-4 Home; 4-8 Away; 0-2 Neutral)

Date	Opponent	Site	Result
A. 28	Nebraska	N1	L, 3-0
A. 29	Iowa State	N1	L, 3-1
S. 1	LOUISVILLE	H	W, 3-2
S. 3	MIAMI (OH)	H-N2	W, 3-0
S. 4	SOUTH FLORIDA	H-N2	W, 3-2
S. 4	OHIO STATE	H-N2	W, 3-1
S. 7	Cincinnati	A	L, 3-2
S. 10	FLORIDA STATE	H-N3	L, 3-2
S. 11	VCU	H-N3	W, 3-0
S. 11	KANSAS STATE	H-N3	W, 3-2
S. 17	FLORIDA*	H	L, 3-1
S. 19	SOUTH CAROLINA*	H	W, 3-1
S. 24	Auburn*	A	L, 3-2
S. 26	Georgia*	A	W, 3-2
S. 29	Tennessee*	A	L, 3-0
O. 3	OLE MISS*	H	L, 3-0
O. 8	LSU*	A	L, 3-0
O. 10	Arkansas*	A	W, 3-1
O. 15	ALABAMA*	H	W, 3-1
O. 17	MISSISSIPPI STATE*	H	W, 3-0
O. 22	South Carolina*	A	L, 3-0
O. 24	Florida*	A	L, 3-0
O. 29	GEORGIA*	H	W, 3-0
O. 31	AUBURN*	H	W, 3-0
N. 5	Mississippi State*	A	W, 3-1
N. 7	Alabama*	A	L, 3-2
N. 12	ARKANSAS*	H	W, 3-0
N. 14	LSU*	H	W, 3-2
N. 19	Ole Miss*	A	W, 3-1
N. 24	TENNESSEE*	H	L, 3-0
D. 3	Purdue	A-N4	L, 3-1

* - SEC Match

N1 – AVCA Showcase (Omaha, Neb.) (4th Place); N2 – Kentucky Classic (Lexington, Ky.) (1st Place); N3 – UK Invitational (Lexington, Ky.) (2nd Place); N4 – NCAA First and Second Rounds (West Lafayette, Ind.)

2011
28-5 (17-3 SEC; 2nd)
NCAA Third Round
(17-2 Home; 6-4 Away; 4-0 Neutral)

Date	Opponent	Site	Result
A. 26	Albany	N1	W, 3-1
A. 26	Florida State	A-N1	L, 3-0
A. 27	Tulsa	N1	W, 3-0
A. 30	CINCINNATI	H	L, 3-2
S. 2	WESTERN KENTUCKY	H-N2	W, 3-0
S. 3	OHIO	H-N2	W, 3-0
S. 3	VIRGINIA TECH	H-N2	W, 3-0
S. 7	LOUISVILLE	H	W, 3-0
S. 9	HOUSTON	H-N3	W, 3-1
S. 10	LOYOLA MARYMOUTH	N3	W, 3-0
S. 10	WEST VIRGINIA	H-N3	W, 3-0
S. 16	AUBURN*	H	W, 3-0
S. 18	GEORGIA*	H	W, 3-1
S. 23	Florida*	A	L, 3-1
S. 25	South Carolina*	A	W, 3-1
S. 30	Arkansas*	A	W, 3-1
O. 2	LSU*	A	W, 3-0
O. 7	OLE MISS*	H	W, 3-1
O. 9	ALABAMA*	H	W, 3-0
O. 12	TENNESSEE*	H	W, 3-2
O. 14	Mississippi State*	A	L, 3-0
O. 21	Georgia*	A	W, 3-1
O. 23	Auburn*	A	W, 3-2
O. 28	SOUTH CAROLINA*	H	W, 3-0
O. 30	FLORIDA*	H	W, 3-2
N. 4	MISSISSIPPI STATE*	H	W, 3-0
N. 11	Alabama*	A	W, 3-0
N. 13	Ole Miss*	A	W, 3-2
N. 18	LSU*	H	W, 3-2
N. 23	Tennessee*	A	L, 3-1
D. 1	Dayton	N4	W, 3-2
D. 2	Texas A&M	A-N4	W, 3-0
D. 9	Texas	H-N5	L, 3-1

* - SEC Match

N1 – Florida State Tournament (Tallahassee, Fla.) (2nd Place); N2 – Kentucky Classic (Lexington, Ky.) (1st Place); N3 – UK Invitational (Lexington, Ky.) (1st Place); N4 – NCAA Tournament First and Second Rounds (College Station, Texas) N5 – NCAA Regionals (Lexington, Ky.)

KENTUCKY®

VOLLEYBALL

2012

22-11 (14-6 SEC; 4th)
NCAA Third Round
(13-2 Home; 7-6 Away; 2-3 Neutral)

Date	Opponent	Site	Result
A. 24	NORTH CAROLINA	H-N1	W, 3-0
A. 25	LIPSCOMB	H-N1	W, 3-2
A. 25	LONG BEACH STATE	H-N1	W, 3-1
A. 29	Louisville	A	L, 3-1
A. 31	Ohio	A-N2	W, 3-1
S. 1	Oregon	N2	L, 3-0
S. 1	Western Carolina	N2	W, 3-0
S. 6	Duquesne	N3	W, 3-0
S. 7	Oklahoma	N3	L, 3-1
S. 8	Nebraska	A-N3	L, 3-1
S. 16	FLORIDA *	H	L, 3-0
S. 21	LSU *	A	L, 3-2
S. 23	Texas A&M *	A	W, 3-2
S. 26	TENNESSEE *	H	W, 3-0
S. 30	AUBURN *	H	W, 3-1
O. 5	Ole Miss *	A	W, 3-0
O. 7	Florida *	A	L, 3-2
O. 12	MISSISSIPPI STATE *	H	W, 3-0
O. 14	TEXAS A&M *	H	W, 3-0
O. 19	ARKANSAS *	H	L, 3-0
O. 21	LSU *	H	W, 3-0
O. 26	Tennessee *	A	W, 3-2
O. 28	Georgia *	A	W, 3-2
N. 2	OLE MISS *	H	W, 3-0
N. 4	SOUTH CAROLINA *	H	W, 3-0
N. 9	Alabama *	A	L, 3-1
N. 11	Arkansas *	A	L, 3-2
N. 18	GEORGIA *	H	W, 3-1
N. 21	Missouri *	A	W, 3-0
N. 23	Auburn *	A	W, 3-0
N. 29	EAST TENNESSEE ST.	H-N4	W, 3-0
D. 1	OHIO STATE	H-N4	W, 3-1
D. 7	Penn State	N5	L, 3-0

* - SEC Match

N1 – Kentucky Classic (Lexington, Ky.) (1st Place); N2 – Ohio Tournament (Athens, Ohio) (2nd Place) N3 – Ameritas Players Challenge (Lincoln, Neb.) (3rd Place); N4 – NCAA First and Second Rounds (Lexington, Ky.); N5 – NCAA Regionals (West Lafayette, Ind.)

2013

22-9 (13-5 SEC; 3rd)
NCAA Second Round
(14-4 Home; 8-3 Away; 0-2 Neutral)

Date	Opponent	Site	Result
A. 30	Florida State	N1	L, 3-0
A. 31	Illinois	N1	L, 3-2
S. 1	Long Beach State	A-N1	W, 3-0
S. 6	VCU	H-N2	W, 3-2
S. 7	LIBERTY	H-N2	W, 3-0
S. 7	ETSU	H-N2	W, 3-0
S. 10	LOUISVILLE	H	W, 3-2
S. 13	PEPPERDINE	H-N3	L, 3-0
S. 14	MINNESOTA	H-N3	W, 3-2
S. 19	Lipscomb	A	W, 3-0
S. 23	MOREHEAD STATE	H	W, 3-0
S. 27	Auburn *	A	W, 3-0
S. 29	Alabama *	A	W, 3-1
O. 4	OLE MISS *	H	W, 3-0
O. 6	TENNESSEE *	H	W, 3-0
O. 11	Florida *	A	L, 3-0
O. 13	South Carolina *	A	W, 3-0
O. 23	Georgia *	A	L, 3-2
O. 25	MISSISSIPPI STATE *	H	W, 3-0
O. 27	ALABAMA *	H	W, 3-1
N. 1	Arkansas *	A	W, 3-1
N. 3	Missouri *	A	L, 3-0
N. 8	SOUTH CAROLINA *	H	W, 3-0
N. 10	LSU *	H	W, 3-2
N. 15	Mississippi State *	A	W, 3-0
N. 17	Ole Miss *	A	W, 3-0
N. 22	TEXAS A&M *	H	W, 3-0
N. 24	MISSOURI *	H	L, 3-0
N. 27	FLORIDA *	H	L, 3-2
D. 7	DUQUESNE	H-N4	W, 3-0
D. 8	MICHIGAN STATE	H-N4	L, 3-1

* - SEC Match

N1 – Long Beach State Tournament (Long Beach, Calif.) (3rd Place); N2 – Kentucky Classic (Lexington, Ky.) (1st Place) N3 – Bluegrass Battle (Lexington, Ky.) (2nd Place); N4 – NCAA First and Second Rounds (Lexington, Ky.)

2014

27-6 (15-3 SEC; 2nd)
NCAA Second Round
(16-4 Home; 9-2 Away; 2-0 Neutral)

Date	Opponent	Site	Result
A. 29	WICHITA STATE	N1	W, 3-0
A. 30	BUTLER	N1	W, 3-0
A. 30	VIRGINIA TECH	N1	W, 3-1
S. 5	NORTHERN IOWA	N2	W, 3-1
S. 5	SOUTHERN CAL	N2	L, 3-0
S. 6	CREIGHTON	N2	W, 3-0
S. 9	Louisville	A	W, 3-1
S. 12	North Carolina	N3	L, 3-2
S. 13	VCU	N3	W, 3-0
S. 13	Georgia Southern	N3	W, 3-1
S. 18	LIPSCOMB	H	W, 3-1
S. 20	XAVIER	H	W, 3-1
S. 24	LSU *	A	W, 3-1
S. 28	South Carolina *	A	W, 3-1
O. 3	ALABAMA *	H	W, 3-1
O. 5	TEXAS A&M *	H	W, 3-0
O. 10	Tennessee *	A	W, 3-0
O. 12	AUBURN	H	W, 3-0
O. 17	Georgia *	A	W, 3-0
O. 19	LSU *	H	L, 3-2
O. 24	Arkansas *	A	W, 3-0
O. 26	Texas A&M *	A	L, 3-1
O. 29	TENNESSEE *	H	W, 3-0
N. 3	MOREHEAD STATE	H	W, 3-0
N. 7	GEORGIA *	H	W, 3-1
N. 9	MISSOURI *	H	W, 3-0
N. 14	Ole Miss *	A	W, 3-1
N. 16	FLORIDA *	H	L, 3-1
N. 23	Mississippi State *	A	W, 3-0
N. 26	Auburn *	A	W, 3-1
N. 29	ARKANSAS *	H	W, 3-0
D. 5	OAKLAND	N4	W, 3-0
D. 6	OHIO STATE	N4	L, 3-1

* - SEC Match

N1 – Kentucky Classic (Lexington, Ky.) (1st Place); N2 – Bluegrass Battle (Lexington, Ky.) (2nd Place) N3 – Carolina Classic (Chapel Hill, N.C.) (2nd Place); N4 – NCAA First and Second Rounds (Lexington, Ky.)

2015

21-10 (14-4 SEC; 3rd)
NCAA First Round
(10-4 Home; 10-2 Away; 1-4 Neutral)

Date	Opponent	Site	Result
A. 28	MICHIGAN STATE	N1	W, 3-2
A. 29	IUPUI	N1	W, 3-0
A. 29	LITTLE ROCK	N1	W, 3-0
S. 1	OHIO	H	L, 3-1
S. 4	Northern Iowa	N2	W, 3-1
S. 5	USC	N2	L, 3-0
S. 5	Creighton	N2	L, 3-0
S. 11	Illinois	N3	L, 3-0
S. 11	Wichita State	N3	L, 3-2
S. 12	Northern Iowa	N3	W, 3-0
S. 18	Xavier	A	W, 3-1
S. 20	LOUISVILLE	H	W, 3-1
S. 25	South Carolina *	A	W, 3-0
S. 27	Florida *	A	W, 3-1
O. 2	MISSISSIPPI STATE *	H	W, 3-0
O. 4	ALABAMA *	H	W, 3-1
O. 7	ARKANSAS *	H	W, 3-0
O. 16	Auburn *	A	W, 3-2
O. 18	FLORIDA *	H	L, 3-1
O. 23	Alabama *	A	W, 3-0
O. 25	Ole Miss *	A	W, 3-0
O. 30	TEXAS A&M *	H	L, 3-1
N. 1	LSU *	H	W, 3-1
N. 5	Georgia *	A	W, 3-0
N. 8	Tennessee *	A	W, 3-0
N. 15	MISSOURI *	H	L, 3-2
N. 18	Texas A&M *	A	L, 3-0
N. 22	LSU *	A	W, 3-0
N. 25	GEORGIA *	H	W, 3-0
N. 27	AUBURN *	H	W, 3-2
D. 4	American	N4	L, 3-0

* - SEC Match

N1 – Bluegrass Battle (Lexington, Ky.) (1st Place); N2 – UNI Tournament (Cedar Falls, Iowa) (3rd Place); N3 – Shocker Volleyball Classic (Wichita, Kan.) (3rd Place); N4 – NCAA First and Second Rounds (Columbus, Ohio)

2016

23-8 (15-3 SEC; 3rd)
NCAA Second Round
(11-2 Home; 9-4 Away; 3-2 Neutral)

Date	Opponent	Site	Result
A. 26	Washington State	N1	L, 3-0
A. 26	Wyoming	N1	W, 3-0
A. 27	Purdue	A-N1	W, 3-2
S. 2	Southern Cal	A-N2	L, 3-0
S. 3	Creighton	N2	W, 3-0
S. 3	Northern Iowa	N2	L, 3-0
S. 9	PURDUE	H-N3	L, 3-1
S. 10	VIRGINIA	H-N3	W, 3-0
S. 10	SAINT LOUIS	H-N3	W, 3-0
S. 15	at Louisville	A	W, 3-0
S. 17	LIPSCOMB	H	W, 3-0
S. 21	GEORGIA *	H	W, 3-0
S. 25	MISSISSIPPI STATE *	H	W, 3-1
S. 28	Florida *	A	W, 3-0
O. 2	South Carolina *	A	W, 3-1
O. 7	Mississippi State *	A	W, 3-0
O. 9	TENNESSEE *	H	W, 3-0
O. 14	ARKANSAS *	H	W, 3-0
O. 16	OLE MISS *	H	W, 3-0
O. 21	SOUTH CAROLINA *	H	W, 3-0
O. 23	Missouri *	A	L, 3-2
O. 30	Alabama *	A	W, 3-0
N. 4	Auburn *	A	W, 3-2
N. 6	MISSOURI *	H	L, 3-0
N. 9	Arkansas *	A	W, 3-0
N. 13	Ole Miss *	A	W, 3-1
N. 18	LSU *	H	W, 3-0
N. 20	TEXAS A&M *	H	W, 3-1
N. 23	Tennessee *	A	L, 3-1
D. 2	Colorado State	N4	W, 3-1
D. 3	Washington	A-N4	L, 3-0

* - SEC Match

N1 – Mortar Board Classic (West Lafayette, Ind.) (2nd Place); N2 – USC Radisson Classic (Los Angeles) (3rd Place); N3 – Bluegrass Battle (Lexington, Ky.) (2nd Place); N4 – NCAA First and Second Rounds (Seattle, Wash.)

2017

29-4 (17-1 SEC; 1st)
NCAA Elite Eight (Regional Finals)
(16-2 Home; 10-2 Away; 3-0 Neutral)

Date	Opponent	Site	Result
A. 25	ARKANSAS STATE	H-N1	W, 3-0
A. 25	UTAH	H-N1	W, 3-2
A. 26	CINCINNATI	H-N1	W, 3-0
S. 1	at Creighton	A-N2	L, 3-0
S. 2	vs. Northern Iowa	N2	W, 3-2
S. 2	vs. Southern Cal	N2	W, 3-1
S. 4	at Kansas	A	L, 3-0
S. 9	vs. Loyola Chicago	N3	W, 3-0
S. 10	at Marquette	A-N3	W, 3-1
S. 15	LOUISVILLE	H	W, 3-0
S. 16	KENNESAW STATE	H	W, 3-1
S. 20	at Missouri*	A	W, 3-1
S. 24	LSU*	H	W, 3-0
O. 1	at Mississippi State*	A	W, 3-0
O. 6	ALABAMA*	H	W, 3-1
O. 8	AUBURN*	H	W, 3-1
O. 11	TEXAS A&M*	H	W, 3-0
O. 15	at Florida*	A	W, 3-1
O. 22	TENNESSEE*	H	W, 3-0
O. 27	at LSU*	A	W, 3-2
O. 29	at Texas A&M*	A	W, 3-0
N. 1	FLORIDA*	H	L, 3-0
N. 5	SOUTH CAROLINA*	H	W, 3-1
N. 8	at Alabama*	A	W, 3-1
N. 12	at Auburn*	A	W, 3-0
N. 17	GEORGIA*	H	W, 3-0
N. 19	OLE MISS*	H	W, 3-0
N. 22	at Arkansas*	A	W, 3-0
N. 24	at Georgia*	A	W, 3-0
D. 1	EAST TENNESSEE ST	H-N4	W, 3-0
D. 2	WESTERN KENTUCKY	H-N4	W, 3-2
D. 8	BYU	H-N5	W, 3-2
D. 9	NEBRASKA	H-N5	L, 3-1

* - SEC Match

N1 – Bluegrass Battle (Lexington, Ky.) (1st Place); N2 – Bluejay Invitational (Omaha, Neb.) (2nd Place); N3 – Marquette Tournament (Milwaukee, Wis.) (1st Place); N4 – NCAA First and Second Rounds (Lexington, Ky.); N5 – NCAA Regionals (Lexington, Ky.)

KENTUCKY®

VOLLEYBALL

ALL-TIME RESULTS

ALABAMA (31-14)

10-31-1980.....	N	2-1	W
9-25-1981.....	H	2-0	W
11-15-1981.....	A	3-1	W
11-18-1981.....	N	3-2	L
10-28-1989.....	A	3-0	W
11-2-1990.....	A	3-2	W
10-11-1991.....	A	3-0	W
10-25-1992.....	H	3-0	W
11-6-1992.....	A	3-0	W
10-17-1993.....	H	3-0	W
10-21-1994.....	H	3-1	W
10-1-1995.....	A	3-0	W
10-25-1996.....	H	3-1	W
11-22-1996.....	N	3-2	L
10-3-1997.....	A	3-0	W
10-25-1998.....	A	3-0	W
10-1-1999.....	H	3-2	W
10-22-2000.....	L	3-2	L
10-13-2001.....	H	3-0	L
9-27-2002.....	H	3-1	L
10-20-2002.....	A	3-1	L
10-31-2003.....	A	3-1	L
9-24-2004.....	H	3-2	L
11-14-2004.....	A	3-0	L
9-25-2005.....	H	3-1	W
10-13-2006.....	A	3-0	L
11-5-2006.....	H	3-2	W
9-16-2007.....	H	3-2	L
10-19-2007.....	A	3-2	L
9-19-2008.....	H	3-0	W
10-26-2008.....	A	3-0	W
10-18-2009.....	A	3-0	W
11-6-2009.....	H	3-1	W
10-15-2010.....	H	3-1	W
11-7-2010.....	A	3-2	L
10-9-2011.....	H	3-0	W
11-11-2011.....	A	3-0	W
11-9-2012.....	A	3-1	L
9-29-2013.....	A	3-1	W
10-27-2013.....	H	3-1	W
10-3-2014.....	H	3-1	W
10-4-2015.....	H	3-1	W
10-23-2015.....	A	3-0	W
10-30-2016.....	A	3-0	W
10-6-2017.....	H	3-1	W
11-8-2017.....	A	3-1	W

ALABAMA-BIRMINGHAM (2-0)

12-6-1991.....	N	3-0	W
9-2-1998.....	N	3-1	W

ALBANY (2-0)

9-13-2008.....	H	3-1	W
8-26-2011.....	N	3-1	W

AMERICAN (0-2)

11-27-2004.....	N	3-2	L
12-4-2015.....	N	3-0	L

APPALACHIAN STATE (1-0)

10-29-1983.....	N	3-0	W
-----------------	---	-----	---

ARKANSAS (24-15)

9-25-1994.....	H	3-0	W
11-18-1994.....	N	3-2	W
10-8-1995.....	A	3-2	W
9-27-1996.....	H	3-1	W
10-10-1997.....	A	3-0	L
9-27-1998.....	A	3-0	L
10-8-1999.....	H	3-2	L
11-20-1999.....	N	3-1	L
10-8-2000.....	A	3-0	L
9-21-2001.....	H	3-0	L
11-16-2001.....	N	3-0	L
10-6-2002.....	A	3-1	L
9-26-2003.....	A	3-1	L
10-19-2003.....	H	3-1	L
10-22-2004.....	A	3-2	L
10-7-2005.....	H	3-1	W
11-13-2005.....	A	3-1	W
11-18-2005.....	N	3-1	L
9-15-2006.....	H	3-0	W
10-22-2006.....	A	3-1	L
9-28-2007.....	H	3-0	W
11-18-2007.....	A	3-2	W
10-17-2008.....	H	3-0	W
11-9-2008.....	A	3-0	W
9-27-2009.....	H	3-0	W
10-30-2009.....	A	3-1	W
10-10-2010.....	A	3-1	W
11-12-2010.....	H	3-0	W
9-30-2011.....	A	3-1	W
11-10-2011.....	H	3-2	W
10-19-2012.....	H	3-0	L
11-11-2012.....	A	3-2	L
11-1-2013.....	A	3-1	W

10-24-2014.....	A	3-0	W
11-29-2014.....	H	3-0	W
10-7-2015.....	H	3-0	W
10-14-2016.....	H	3-0	W
11-9-2016.....	A	3-0	W
11-22-2017.....	A	3-0	W

ARKANSAS STATE (3-0)

9-25-1992.....	H	3-2	W
9-18-1998.....	H	3-0	W
8-25-2017.....	H	3-0	W

ARIZONA (1-2)

11-28-1986.....	N	3-2	L
9-13-1991.....	N	3-0	W
9-7-2007.....	N	3-1	L

ARIZONA STATE (2-0)

9-16-1983.....	H	3-2	W
9-18-1983.....	H	3-2	W

ASHLAND (OHIO) (1-0)

10-21-1978.....	N	2-0	W
-----------------	---	-----	---

AUBURN (40-10)

10-29-1977.....	N	2-0	W
10-7-1978.....	N	2-0	W
10-30-1980.....	N	2-0	W
10-25-1987.....	A	3-0	W
10-2-1988.....	A	3-0	W
10-6-1989.....	H	3-0	W
11-4-1990.....	A	3-0	W
10-25-1991.....	A	3-1	L
11-10-1991.....	H	3-2	W
10-29-1991.....	N	3-1	W
10-18-1992.....	A	3-0	W
11-27-1992.....	N	3-1	W
10-8-1993.....	A	3-0	W
11-26-1993.....	N	3-1	W
10-23-1994.....	H	3-1	W
9-29-1995.....	A	3-0	L
10-27-1996.....	H	3-0	L
10-5-1997.....	A	3-2	L
10-23-1998.....	A	3-1	W
10-3-1999.....	H	3-0	W
10-20-2000.....	A	3-2	L
10-14-2001.....	H	3-0	W
9-29-2002.....	H	3-0	W
10-18-2002.....	A	3-0	W
11-2-2003.....	A	3-1	W
9-26-2004.....	H	3-1	L
11-12-2004.....	A	3-1	L
9-23-2005.....	H	3-0	L
10-1-2006.....	A	3-2	L
11-17-2006.....	H	3-2	W
9-23-2007.....	A	3-1	W
10-26-2007.....	H	3-1	W
10-5-2008.....	H	3-0	W
11-21-2008.....	A	3-0	W
10-9-2009.....	H	3-0	W
11-15-2009.....	A	3-1	W
9-24-2010.....	A	3-2	L
10-31-2010.....	H	3-0	W
9-16-2011.....	H	3-1	W
10-23-2011.....	A	3-2	W
9-30-2012.....	H	3-1	W
11-23-2012.....	A	3-0	W
9-27-2013.....	A	3-0	W
10-12-2014.....	H	3-0	W
11-26-2014.....	A	3-1	W
10-16-2015.....	A	3-2	W
11-27-2015.....	H	3-2	W
11-4-2016.....	A	3-2	W
10-8-2017.....	H	3-1	W
11-12-2017.....	A	3-0	W

AUSTIN PEAY (2-1)

9-29-1978.....	N	2-0	W
9-16-2000.....	H	3-2	L
9-1-2007.....	H	3-0	W

BALL STATE (5-1)

9-25-1982.....	H	3-1	W
9-2-1983.....	H	3-0	W
10-26-1983.....	H	3-1	W
9-11-1984.....	A	3-2	W
10-26-1984.....	N	3-1	W
9-5-1996.....	A	3-0	L

BELLARMINE (2-0)

10-24-1978.....	H	2-0	W
9-25-1983.....	N	3-0	W

BOWLING GREEN (2-0)

9-28-1990.....	H	3-0	W
9-12-1992.....	N	3-0	W

BRIGHAM YOUNG (1-1)

9-7-1990.....	N	3-0	L
12-8-2017.....	H	3-2	W

BROWN (1-0)

9-16-2005.....	N	3-2	W
----------------	---	-----	---

BUTLER (5-1)

9-25-1993.....	H	3-1	W
9-16-1995.....	H	3-1	W
9-19-1997.....	H	3-0	L
9-12-1998.....	N	3-1	W
10-18-2001.....	H	3-1	W
8-30-2014.....	H	3-0	W

CAL-POLY SLO (0-2)

12-12-1980.....	N	2-1	L
11-6-1981.....	N	2-1	L

CAL STATE-FULLERTON (0-1)

11-6-1981.....	N	2-1	L
----------------	---	-----	---

CAL STATE-NORTHRIDGE (1-0)

12-5-1991.....	N	3-0	W
----------------	---	-----	---

CAL STATE-SACRAMENTO (1-1)

9-6-1997.....	N	3-1	W
9-20-2003.....	N	3-1	L

CARSON-NEWMAN (1-0)

9-30-1977.....	N	2-0	W
----------------	---	-----	---

CENTRAL FLORIDA (2-2)

9-26-1981.....	H	2-0	W
9-14-1996.....	H	3-0	L
9-5-1998.....	N	3-0	W
11-29-2002.....	A	3-1	L

CENTRAL MICHIGAN (6-2)

9-21-1979.....	N	2-1	W
9-4-1983.....	H	3-1	W
9-13-1985.....	N	3-2	L
9-27-1986.....	N	3-2	L
10-1-1987.....	H	3-0	W
9-2-1990.....	H	3-0	W
9-18-1999.....	H	3-1	W
9-18-2004.....	N	3-1	W

CINCINNATI (15-4)

10-6-1978.....	N	2-0	W
9-30-1980.....	A	3-0	W
10-17-1981.....	A	3-1	W
9-28-1982.....	H	3-1	W
11-5-1982.....	H	3-1	W
10-5-1983.....	N	3-1	W
9-25-1984.....	A	3-1	W
10-30-1985.....	A	3-1	W
11-1-1985.....	H	3-0	W
9-23-1986.....	H	3-1	W
10-17-1989.....	H	3-1	W
9-17-1991.....	H	3-0	W
8-31-1996.....	H	3-2	W
11-26-2005.....	H	3-1	L
11-24-2006.....	A	3-2	L
9-8-2009.....	H	3-2	W
9-7-2010.....	A	3-2	L
8-30-2011.....	H	3-0	L
8-26-2017.....	H	3-0	W

CHARLOTTE (1-0)

9-7-2002.....	N	3-2	W
---------------	---	-----	---

CLEMSON (7-2)

9-16-1979.....	N	2-0	W
10-3-1980.....	N	2-0	W
11-22-1980.....	N	2-0	W
9-13-1983.....	N	3-0	W
10-2-1993.....	A	3-2	W
9-19-1998.....	H	3-1	W
9-10-1999.....	N	3-0	L
9-23-2001.....	A	3-2	L
9-3-2005.....	A	3-0	W

CLEVELAND STATE (7-1)

9-23-1978.....	N	2-0	L
9-21-1979.....	N	2-0	W
10-17-1980.....	N	2-1	W
9-11-1981.....	N	2-0	W
9-11-1981.....	N	2-0	W
11-6-1982.....	H	3-2	W
11-9-1984.....	N	3-0	W
9-1-2007.....	H	3-0	W

COLLEGE OF CHARLESTON (1-0)

10-5-1979.....	N	2-0	W
----------------	---	-----	---

COLORADO (1-2)

10-5-1990.....	N	3-2	L
9-24-1993.....	H	3-0	W
9-2-1995.....	N	3-0	L

COLORADO STATE (1-1)

9-26-1987.....	A	3-2	L
12-2-2016.....	N	3-1	W

CONNECTICUT (1-0)

9-3-2005.....	N	3-0	W
---------------	---	-----	---

CORNELL (1-0)

12-6-1991.....	N	3-0	W
----------------	---	-----	---

CREIGHTON (2-2)

9-6-2014.....	H	3-0	W
9-5-2015.....	N	3-0	L
9-3-2016.....	N	3-0	W
9-1-2017.....	A	3-0	L

DAYTON (2-2)

10-22-1979.....	A	3-0	L
9-13-1980.....	A	2-1	W
9-14-2002.....	H	3-0	L
12-1-2011.....	N	3-2	W

DEFIANCE (1-0)

10-21-1978.....	N	2-0	W
-----------------	---	-----	---

DEPAUL (1-1)

KENTUCKY®

VOLLEYBALL

10-28-1984.....H	3-1	W	TEXAS LUTHERAN (1-0)	10-9-1982.....N	2-1	W	VIRGINIA TECH (5-0)	10-15-1977.....N	2-0	W	9-19-2000.....H	3-1	L
10-15-1987.....H	3-0	W						11-21-1980.....N	2-0	W	9-4-2001.....H	3-1	L
9-2-1990.....H	3-0	W						9-4-1999.....A	3-1	W	8-29-2006.....H	3-0	W
9-5-1997.....N	3-1	W	TEXAS TECH (5-1)	9-29-1983.....H	3-1	W		9-3-2011.....H	3-0	W	8-29-2007.....A	3-1	W
8-30-2003.....N	3-1	W		10-12-1987.....H	3-0	W		8-30-2014.....H	3-1	W	9-2-2011.....H	3-0	W
				9-24-1988.....N	3-0	W					12-2-2017.....H	3-2	W
				8-31-1991.....H	3-2	W	WAKE FOREST (1-1)	9-13-2002.....H	3-1	W	WESTERN MICHIGAN (3-3)		
TEXAS (3-13)				10-13-1993.....N	3-2	W		8-29-2003.....A	3-0	L	9-7-1985.....A	3-0	L
12-10-1983.....N	3-2	W		8-31-2002.....N	3-0	L					10-10-1987.....A	3-2	W
9-28-1984.....N	3-0	L		TRANSYLVANIA (1-0)				WASHINGTON (1-2)			9-17-1988.....H	3-2	W
10-3-1985.....A	3-0	L		9-27-1977.....A	2-0	W		12-11-1980.....N	2-0	L	9-7-2001.....A	3-1	L
10-3-1986.....H	3-2	L		TOLEDO (2-0)				9-10-1988.....N	3-1	W	9-14-2002.....H	3-1	W
12-12-1987.....N	3-1	L		9-10-2000.....N	3-2	W		12-3-2016.....A	3-0	L		3-0	L
10-14-1988.....A	3-0	L		9-9-2006.....H	3-0	W		WASHINGTON STATE (0-1)			WESTERN ONTARIO (1-0)		
10-29-1988.....N	3-1	L		TULANE (2-0)				8-26-2016.....N	3-0	L	10-13-1979.....N	2-0	W
10-13-1989.....H	3-0	W		10-7-1981.....N	2-0	W		WAYNE STATE (1-0)			WICHITA STATE (2-1)		
10-21-1990.....A	3-0	L		10-8-1982.....N	2-0	W		10-12-1979.....N	2-0	W	9-7-2002.....N	3-1	W
12-7-1990.....N	3-0	L		TULSA (1-0)				WEBER STATE (1-0)			8-29-2014.....H	3-0	W
9-22-1991.....H	3-1	L		8-27-2011.....N	3-2	W		9-1-2001.....N	3-1	W	9-11-2015.....A	3-2	L
9-27-1992.....A	3-1	L		UCLA (0-3)				WEST VIRGINIA (2-0)			WILLIAM & MARY (1-0)		
9-12-1993.....H	3-2	W		11-7-1981.....N	2-0	L		9-2-1990.....H	3-0	W	9-1-2000.....N	3-2	W
11-7-1994.....A	3-2	L		9-9-1983.....H	3-2	L		9-10-2011.....H	3-0	W	WISCONSIN (4-2)		
9-15-1995.....H	3-1	L		11-24-1995.....N	3-2	L		WESTERN CAROLINA (6-0)			9-23-1978.....N	2-0	W
12-9-2011.....H	3-1	L		UTAH (1-0)				10-14-1977.....N	2-0	W	11-8-1986.....N	3-0	W
				8-25-2017.....H	3-2	W		9-2-2005.....N	3-0	W	11-11-1988.....N	3-0	W
TEXAS A&M (10-8)				UTAH STATE (0-2)				9-8-2007.....N	3-0	W	8-31-1991.....H	3-0	L
10-9-1982.....N	2-0	L		12-2-1978.....N	2-0	L		8-30-2008.....H	3-0	W	9-11-1992.....N	3-1	W
10-29-1982.....N	3-2	L		12-7-1979.....N	2-0	L		8-29-2009.....N	3-0	W	8-30-2008.....H	3-0	L
10-31-1982.....N	3-2	L		VALPARAISO (2-0)				9-1-2012.....N	3-0	W	WRIGHT STATE (6-1)		
9-14-1985.....N	3-0	L		9-8-2001.....N	3-0	W		9-5-1989.....H	3-0	W	9-5-1989.....H	3-0	W
10-4-1985.....A	3-1	L		9-10-2004.....H	3-1	W		10-11-1990.....H	3-1	W	9-11-1990.....H	3-1	W
10-31-1986.....H	3-1	W		VILLANOVA (2-0)				10-4-1991.....H	3-0	W	12-5-1991.....N	3-0	W
10-15-1988.....A	3-0	W		9-4-1999.....N	3-0	W		9-13-2003.....H	3-0	W	9-13-2003.....H	3-0	W
12-2-2011.....A	3-0	W		9-8-2006.....H	3-0	W		9-10-2005.....H	3-2	L	8-24-2007.....N	3-0	W
9-23-2012.....A	3-2	W		VIRGINIA (1-2)				9-2-2007.....N	3-1	W	WYOMING (3-0)		
10-14-2012.....H	3-0	W		9-2-2000.....A	3-1	L		10-26-1990.....H	3-1	L	9-25-1987.....A	3-1	W
11-22-2013.....H	3-0	W		9-13-2003.....H	3-1	L		10-5-1991.....H	3-1	W	11-17-1990.....H	3-0	W
10-5-2014.....H	3-0	W		9-10-2016.....H	3-0	W		9-28-1993.....H	3-0	W	8-26-2016.....N	3-0	W
10-26-2014.....A	3-1	L		VCU (4-0)				10-19-1994.....H	3-1	W	XAVIER (2-0)		
10-30-2015.....H	3-1	L		11-17-1978.....N	2-0	W		10-8-1996.....H	3-2	W	9-20-2014.....H	3-1	W
11-18-2015.....A	3-0	L		9-11-2010.....H	3-0	W		8-30-1997.....H	3-0	W	9-18-2015.....A	3-1	W
11-20-2016.....H	3-1	W		9-6-2013.....H	3-2	W		9-15-1998.....H	3-0	L	YORK STATE (1-0)		
10-11-2017.....H	3-0	W		9-13-2014.....N	3-0	W		9-14-1999.....H	3-1	W	10-12-1979.....N	2-0	W
10-29-2017.....A	3-0	W											
TEXAS ARLINGTON (4-4)													
12-6-1979.....N	2-0	L											
10-8-1981.....N	2-0	L											
10-27-1984.....N	3-0	W											
10-5-1985.....A	3-1	L											
11-6-1987.....H	3-0	W											
12-11-1987.....N	3-0	W											
9-23-1988.....N	3-1	W											
12-9-1988.....N	3-1	L											

