



2023-24 SAINT JOSEPH'S HAWKS MEN'S BASKETBALL GAME NOTES

Jack Jumper • Director of Athletics Communications
 O: 610-660-3389 • C: 610-636-3701 • jjumper@sju.edu

2023-24 SCHEDULE

RECORD: 3-1, 0-0 A-10, 1-0 BIG 5

HOME: 3-1 | AWAY: 0-0 | NEUTRAL: 0-0

November 6	LAFAYETTE	W, 81-60
November 10	PENN #	W, 69-61
November 14	STONEHILL ^	W, 100-56
November 17	TEXAS A&M - COMMERCE ^	L, 57-54
November 20	at #17 Kentucky ^	7:00 p.m.
November 26	SACRED HEART	1:00 p.m.
November 29	at Villanova #	6:30 p.m.
December 2	Big 5 Classic !	TBD
December 6	AMERICAN	7:00 p.m.
December 10	PRINCETON	1:00 p.m.
December 16	vs. Iona %	7:00 p.m.
December 21	at College of Charleston	TBA
December 29	LOYOLA MARYLAND	7:00 p.m.
January 3	at Rhode Island *	7:00 p.m.
January 10	at Saint Louis *	7:00 p.m.
January 13	LOYOLA CHICAGO *	4:00 p.m.
January 15	LA SALLE *	4:00 p.m.
January 20	DUQUESNE *	2:30 p.m.
January 23	at Massachusetts *	TBA
January 26	at St. Bonaventure *	8:30 p.m.
January 31	GEORGE MASON *	7:00 p.m.
February 3	at La Salle *#	Noon
February 6	DAYTON *	8:00 p.m.
February 10	SAINT LOUIS *	12:30 p.m.
February 14	at Loyola Chicago *	8:00 p.m.
February 17	at Duquesne *	2:30 p.m.
February 21	GEORGE WASHINGTON *	7:00 p.m.
February 25	at VCU *	4:00 p.m.
March 2	FORDHAM *	12:30 p.m.
March 6	at Richmond *	7:00 p.m.
March 9	DAVIDSON *	1:00 p.m.
March 12 -	Atlantic 10 Championship	
March 17	Barclays Center (Brooklyn, N.Y.)	

Home games in CAPS | All times EST

- Philadelphia Big 5 game

^ - Wildcat Challenge game

! - Played at Wells Fargo Center (Philadelphia, Pa.)

% - Played at UBS Arena (Elmont, N.Y.)

* - Atlantic 10 game

SAINT JOSEPH'S AT #17 KENTUCKY | NOV. 20 | 7:00 P.M. | RUPP ARENA



SAINT JOSEPH'S HAWKS
 3-1 OVERALL

Head Coach: Billy Lange
 Career Record: 172-212 (14th year)
 Record at School: 41-78 (5th year)



#17 KENTUCKY WILDCATS
 3-1 OVERALL

Head Coach: John Calipari
 Career Record: 793-252 (32nd year)
 Record at School: 390-114 (15th year)

THE MATCHUP

Series vs. Kentucky: Kentucky leads 2-0

First Meeting: 3/20/97, Kentucky, 83-68 (NCAA Tournament - Regional Semifinal)

Last Meeting: 1/6/69, Kentucky, 41-30 (Convention Hall, Philadelphia, Pa.)

Coach Lange vs. Kentucky: 0-0

NEWS & NOTES

- Saint Joseph's opens the road portion of its 2023-24 schedule as the Hawks travel to #17 Kentucky on Monday.
- Monday marks the final game of the Wildcat Challenge for St. Joe's as the Hawks enter with a 1-1 mark in the multiple-team event.
- The Hawks are coming off a 57-54 loss to Texas A&M University-Commerce on Friday.
- **Lynn Greer III** led Saint Joseph's with 13 points and three assists.
- **Zzayvier Brown** added 11 points and seven rebounds, and is averaging 16.0 points and 6.0 rebounds per game over the past two contests.
- **Erik Reynolds II** finished with 11 points on Friday, and has scored in double digits in 21 straight games, and 55 of 67 career contests.
- Monday is just the third meeting between Saint Joseph's and Kentucky, with the Wildcats holding a 2-0 edge in the all-time series.
- The Hawks and Wildcats previously met in the West Regional Semifinals of the 1997 NCAA Tournament in San Jose, California.
- Fifth-ranked Kentucky topped the 12th-ranked Hawks, 83-68, despite a game-high 26 points from SJU's Rashid Bey.
- St. Joe's and Kentucky first met on January 6, 1969 at Philadelphia's Convention Hall with Kentucky prevailing, 41-30.
- Monday is the 191st time the Hawks have faced a ranked opponent.
- Saint Joseph's is 45-145 all-time versus ranked teams, with its last win coming on February 27, 2018 versus #17 Rhode Island, 78-48.

FOLLOW ALONG



PBP: TOM HART
 ANALYST: DANE BRADSHAW



PBP: MIKE SAMSEL
 ANALYST: JOE LUNARDI



SJUHAWKS.COM/SIDEARMSTATS/MBBALL/SUMMARY

FOLLOW US!



@SJUHawks_MBB

SJUHAWKS.COM | #THWND

POTENTIAL STARTERS



#2 REYNOLDS II	#3 BROWN	#5 GREER III	#13 FLEMING	#22 ESSANDOKO
PPG: 14.3	PPG: 8.8	PPG: 12.0	PPG: 10.5	PPG: 4.0
APG: 2.5	RPG: 5.0	APG: 5.0	RPG: 5.3	RPG: 6.7
FG%: .400	FG%: .342	FG%: .515	SPG: 1.0	FG%: .300
3FG%: .419	3FG%: .292	3FG%: .625	FG%: .486	3FG%: .333

2023-24 SAINT JOSEPH'S HAWKS

#	NAME	YR.	POS.	HT.	WT.	HOMETOWN / HIGH SCHOOL (PREVIOUS)
0	Kacper Klaczek	Jr.	F	6-8	225	Chorzow, Poland/Long Island Lutheran
1	Christian Winborne	So.	G	6-2	185	Baltimore, Md./Gilman School
2	Erik Reynolds II	Jr.	G	6-2	180	Temple Hills, Md./The Bullis School
3	Cameron Brown	Gr.	G	6-6	225	Laurel, Md./Eleanor Roosevelt
5	Lynn Greer III	Jr.	G	6-2	180	Philadelphia, Pa./Roman Catholic / IMG Academy (Dayton)
10	Shawn Simmons II	Fr.	G	6-6	190	Philadelphia, Pa./Hillcrest Prep
11	Xzayvier Brown	Fr.	G	6-2	165	Philadelphia, Pa./Roman Catholic
13	Rasheer Fleming	So.	F	6-9	220	Camden, N.J./Camden
15	Cooper Vogel	Sr.	G	6-3	180	Howell, N.J./Howell
20	Chris Arizin	Sr.	G	6-3	200	Media, Pa./Saint Joseph's Prep
22	Christ Essandoko	R-Fr.	C	7-0	285	Paris, France/Winston-Salem Christian School (N.C.)
23	Anthony Finkley	Fr.	F	6-6	240	Philadelphia, Pa./Roman Catholic
24	Will Lange	Fr.	G/F	6-5	205	Newtown Square, Pa./The Shipley School
25	Brian Geatens	Sr.	G	6-0	180	Harleysville, Pa./Saint Joseph's Prep
32	Charles Coleman	Gr.	F/C	7-0	265	Boston, Mass./Dexter Southfield/ECU
35	Dasear Haskins	Fr.	F	6-8	185	Willingboro, N.J./Camden

Head Coach: Billy Lange (Rowan '94) – Fifth Season

General Manager: Rob Sullivan (Saint Joseph's '06) - Second Season

Associate Head Coach: Justin Scott (East Stroudsburg '07) – Fifth Season

Assistant Coaches: John Linehan (Providence '02) – Second Season, Thomas Boyle (Saint Joseph's '15) – Sixth Season

Assistant Coach - Player Development: Dwayne Jones (Saint Joseph's '05) – First Season

Director of Basketball Operations: Chris Flegler (Livingstone) – Third Season

Player Development Coach Phillip Lawrence-Ricks (Marist '16) – Third Season

Video Coordinator: Casey Woodford (Penn State '21) – Third Season

Head Strength and Conditioning Coach: Eric Lang (West Chester '13) – Fifth Season

Head Men's Basketball Athletic Trainer: Neil Hoffman (West Chester '07) – Fifth Season

Director of Program Administration: Amanda Casale (Syracuse '16) – Fifth Season

Director of Student-Athlete Development: Michelle Thomas (Villanova '10) – Fifth Season

Graduate Managers: Jailen Jamison, Xzavier Malone, Chris Marino, Matt Rebock, Frank Sorochen

PRO-NUN-SEE-AY-SHUNS:

0 – COTSper, KWAchick

1 – WIN-born

2 – eric

11 – X-zayvier

15 – vo-gull

20 – air-iz-in

22 – cree-st, es-SAND-oh-koh

24 - Lang

25 – ghee-tins

35 – dah-sear

HC – Lang

AC – lin-eh-han

ALPHABETICAL ROSTER

Chris Arizin	Sr.	G
Cameron Brown	Gr.	G
Xzayvier Brown	Fr.	G
Charles Coleman	Gr.	F/C
Christ Essandoko	R-Fr.	C
Anthony Finkley	Fr.	F
Rasheer Fleming	So.	F
Brian Geatens	Sr.	G
Lynn Greer III	Jr.	G
Dasear Haskins	Fr.	F
Kacper Klaczek	Jr.	F
Will Lange	Fr.	G/F
Erik Reynolds II	Jr.	G
Shawn Simmons II	Fr.	G
Cooper Vogel	Sr.	G
Christian Winborne	So.	G

ROSTER BY CLASS

Graduate (2)

Cameron Brown, Charles Coleman

Senior (3)

Chris Arizin, Brian Geatens, Cooper Vogel

Junior (3)

Lynn Greer III, Kacper Klaczek, Erik Reynolds II

Sophomore (2)

Rasheer Fleming, Christian Winborne

Redshirt Freshman (1)

Christ Essandoko

Freshman (5)

Xzayvier Brown, Anthony Finkley, Dasear Haskins, Will Lange, Shawn Simmons II

QUICK FACTS

ALL-TIME

First Year of Competition.....	1909-10
Record	1,688-1,207 (.584)
Atlantic 10 Record.....	349-331 (.513)
A-10 Champ. Record (app.).....	44-37 (41)
NCAA Tournament Record	19-25
NCAA Appearances	21
NIT Record	16-16
NIT Appearances	16

TEAM INFORMATION

Head Coach.....	Billy Lange
Alma Mater (Year).....	Rowan '94
Record at SJU/Years.....	41-78/5th year
Career Record/Years.....	172-212/14th year
General Manager	Rob Sullivan '06
Assoc. Head Coach	Justin Scott
Assistant Coach.....	John Linehan
Assistant Coach.....	Thomas Boyle '15
Assistant Coach.....	Dwayne Jones '05
Director of Player Ops.....	Chris Flegler
Player Dev. Coach ..	Phillip Lawrence-Ricks
Video Coordinator	Casey Woodford
Head Strength and Conditioning Coach	Eric Lang
Head Athletic Trainer	Neil Hoffman
Dir. of Program Administration.....	Amanda Casale
Dir. of S-A Development ..	Michelle Thomas
Graduate Manager	Jailen Jamison
Graduate Manager.....	Xzavier Malone
Graduate Manager.....	Chris Marino
Graduate Manager.....	Matt Rebock
Graduate Manager.....	Frank Sorochen

THE HAWKS

Letterwinners Returning/Lost.....	4/1
Starters Returning/Lost	10/4
Newcomers	6
2022-23 Overall Record.....	16-17
2022-23 A-10 Record	8-10
2022-23 A-10 Finish	10th
2022-23 Postseason	N/A

SAINT JOSEPH'S UNIVERSITY

Location	Philadelphia, Pa.
Founded.....	1851
Enrollment.....	7,201
Nickname.....	Hawks
Colors	Crimson (201c) and Gray (cool 10)
Website	sju.edu
VP/Director of Athletics ..	Jill Bodensteiner
Athletic Website.....	sjuhawks.com
Home Court.....	Hagan Arena (3,800)
Conference	Atlantic 10

MEDIA RELATIONS

MBB Contact.....	Jack Jumper
Office Phone	610-660-3389
Cell Phone.....	610-636-3701
Email Address	jjumper@sju.edu

REYNOLDS II AMONG NATION'S TOP SCORERS

One of the top scorers in the nation, **Erik Reynolds II** entered the 2023-24 season ranked 14th among returning scorers from a season ago. Averaging 19.6 points per game as a sophomore in 2022-23, Reynolds II additionally ranks 19th in Division I in career scoring at 16.0 points per game. One of just two Hawks to start all 33 games, Reynolds II scored in double figures in 32 contests, including 13 20-point performances and five 30-point performances, with his 648 points ranking fifth in single-season history.

ONE MORE YEAR

Coming off a career-best 13.3 points and 5.0 rebounds per game as a senior, **Cameron Brown** has returned to Hawk Hill for a graduate season. Appearing in 116 career games, Brown has averaged 10.3 points and 4.7 rebounds per game, and is eighth all-time in career three-pointers (202) and tied for 39th in career points (1,193).

GREER III EXCELS DOWN THE STRETCH

In his first full season on Hawk Hill, **Lynn Greer III** led St. Joe's in assists (136) and ranked third in scoring (12.5 ppg) and steals (36). Sitting out the second half of the 2021-22 season after transferring mid-year from Dayton, Greer III appeared in all 33 games for the Hawks last year and made 32 starts, while shooting a career-best 41.4 percent from the floor and 33.3 percent from three-point range. Greer III excelled during conference play as he averaged 13.7 points and 5.7 rebounds per game, while shooting 45 percent from the floor and 40.8 percent from behind the arc.

ESSANDOKO MAKES COLLEGIATE DEBUT

Redshirt freshman **Christ Essandoko** made his collegiate debut last Friday, scoring nine points to go with 10 boards versus Penn after sitting out game competition last year per NCAA eligibility requirements. While Essandoko was not permitted to compete in games last year, he was allowed to participate in practices, other team activities, and retained his four seasons of game eligibility.

RETURNING SCORING

Saint Joseph's ranks fourth nationally in returning scoring as the Hawks bring back 2,104 points of 2,388 points for 88.1 percent. St. Joe's trails only Columbia (96.9 percent), Wisconsin (92 percent) and Northern Iowa (91.2 percent).

SUCCESS AT HOME

Saint Joseph's has taken advantage of the Hawk Hill faithful the past three years as it has combined for a 21-14 mark at Hagan Arena, including an 11-6 record at home during spanning back to the start of the 2022-23 season.

THE HAWKS AND WILDCATS CONNECTIONS

Saint Joseph's and Kentucky bring several connections into Monday's matchup at Rupp Arena.

- Kentucky assistant coach Bruiser Flint is a 1987 graduate of Saint Joseph's where he was a four-year letterwinner, leading the Hawks to the 1986 Atlantic 10 title and NCAA appearance.
- Saint Joseph's sophomore **Rasheer Fleming** and freshman **Dasear Haskins** were teammates with Kentucky freshmen Aaron Bradshaw and D.J. Wagner at nationally ranked Camden High School.

NOT SINCE JAMEER

Posting back-to-back 33-point performances against St. Bonaventure and Richmond to close out the 2022-23 regular season, **Erik Reynolds II** became the first Hawk since Jameer Nelson in March of 2003 to record consecutive 30-point games.

BROWN AND REYNOLDS II CLIMBS ALL-TIME SCORING CHART

Graduate student **Cameron Brown** is tied for 39th all-time in career points at SJU with 1,193 points, while junior **Erik Reynolds II** ranks 48th all-time in career points with 1,067. Additionally, Brown is eighth all-time in career three-pointers (203) and 40th in career rebounds (543).

ST. JOE'S WELCOMES NEWCOMERS

Saint Joseph's enters 2023-24 with six new Hawks in uniform with the addition of freshmen **Xzayvier Brown, Anthony Finkley, Dasear Haskins, Will Lange** and **Shawn Simmons II** to go with redshirt freshman **Christ Essandoko**. Brown and Finkey led Roman Catholic to a Philadelphia Catholic League title as seniors, while Haskins was a standout at nationally-ranked Camden. Simmons II and Lange were key starters at Hillcrest Prep and The Shipley School, as Essandoko averaged 15.0, 11.0 rebounds and 3.0 blocks per game as a senior at Winston Salem Christian School.

TRANSFERS EXCEL ON HAWK HILL

Since the start of the 2016-17 season, Saint Joseph's ranks as one of the top programs where transfers have made sizable impacts. The Hawks rank second in the nation in transfer improvement with a +1.43 ranking based on 0-10 u-rate scale, and fifth overall in minutes played with an increase of 30.97 based on minute percentage according to data provided by SBUnfurled.

NEW FACES ON THE ST. JOE'S BENCH

Saint Joseph's bench will have a slightly different look to it this season **Justin Scott** was elevated to associate head coach, while **Thomas Boyle '15** and **Dwayne Jones '05** were named assistant coach and assistant coach for player development, respectively. Additionally, **Chris Flegler** was elevated to director of basketball operations, **Casey Woodford** was promoted to video specialist, **Phillip Lawrence-Ricks** was named player development coach, **Rob Sullivan '06** was elevated to general manager for the Hawks' men's basketball program.

FAMILY TIES

Saint Joseph's is one of 23 Division I programs this season that feature a father and son duo, with the Hawks' Head Coach **Billy Lange** entering his fifth season, and son **Will Lange**, joining the team as a freshman. Additionally, Associate Head Coach **Justin Scott** is joined by his stepson, freshman **Xzayvier Brown**.

TALE OF THE TAPE

St. Joe's		Kentucky
76.0	PPG	88.0
58.5	Opp. PPG	65.8
+17.5	Scoring Margin	+22.3
43.1	FG%	47.6
32.0	3FG%	32.0
68.8	FT%	74.6
41.0	RPG	39.3
+4.8	Reb. Margin	+4.3
17.8	APG	17.3
7.0	SPG	9.5
3.5	BPG	3.8
11.0	TO/G	7.8
+3.8	TO Margin	+7.3

"SAINT" JOSEPH'S PLEASE

The corporate title of "Saint" Joseph's University, which has been in place since Saint Joseph's was granted university status by the Commonwealth of Pennsylvania in 1979, is the public title of the institution for all aspects of its operations.

Official reference

Saint Joseph's University, Saint Joseph's

Acceptable in headlines or informal references

Saint Joseph's, SJU, St. Joe's

Unacceptable

St. Joseph's, Saint Joe's

RECORD WHEN...

St. Joe's scores first.....	2-0
Opponent scores first	1-0
Leading at halftime	3-0
Trailing at halftime	0-1
Tied at halftime	0-0
In November.....	3-1
In December	0-0
In January	0-0
In February	0-0
In March	0-0
On Sunday.....	0-0
On Monday	1-0
On Tuesday.....	1-0
On Wednesday.....	0-0
On Thursday.....	0-0
On Friday.....	1-1
On Saturday	0-0
Shoots below 35%	0-1
Shoots between 35-40%	0-0
Shoots between 40-45%	1-0
Shoots over 45%	2-0
Opponent shoots below 35%	1-0
Opponent shoots between 35-40%	2-1
Opponent shoots between 40-45%	0-0
Opponent shoots over 45%	0-0
Scores fewer than 50 points.....	0-0
Scores 50-59 points	0-1
Scores 60-69 points	1-0
Scores 70-79 points	0-0
Scores 80+ points	2-0
Holds opponent under 50 points.....	1-0
Allows 50-59 points	1-1
Allows 60-69 points	2-0
Allows 70-79 points	0-0
Allows 80+ points	0-0
Outrebounding an opponent	2-0
Outrebounded by an opponent	1-1
Rebounds are even	0-0
Games decided by five points or less....	0-1
In overtime	0-0
Largest lead..... 47, vs. Stonehill
Largest deficit overcome 13, vs. Texas A&M University-Commerce

SAINT JOSEPH'S MEN'S BASKETBALL

FOUR HAWKS NAMED CAPTAINS

Head Coach Billy Lange announced that **Chris Arizin**, **Cameron Brown**, **Ra-sheer Fleming** and **Erik Reynolds II** will serve as captains for the season.

INTERNATIONAL FLAIR

The Hawks' 2023-24 lineup features two international players - **Kacper Klaczek** (Chorzow, Poland) and **Christ Essandoko** (Paris, France).

HASKINS TO REDSHIRT 2023-24 SEASON

Saint Joseph's freshman **Dasear Haskins** will redshirt the 2023-24 season. While Haskins will not compete in games this year, he will retain his four seasons of game eligibility. The 6-foot-8 Haskins came to Hawk Hill after a stellar campaign at nationally-ranked Camden High School. As a senior, Haskins averaged 10 points, 4.7 rebounds and 1.7 assists per game, while helping Camden to a 23-3 record. Additionally, Haskins competed on the prestigious Nike EYBL circuit with the New Jersey Scholars.

FIRST POINTS

Saint Joseph's 100-56 win over Stonehill marked the first career points for **Brian Geatens** (three points), **Shawn Simmons II** (two points) and **Will Lange** (two points).

SHARING THE BALL

Through four games, Saint Joseph's has averaged 17.8 assists per game, and is assisting on 64.5 percent of its made field goals.

HAWKS PICKED FIFTH IN A-10

Saint Joseph's was picked to finish fifth in the Atlantic 10 Men's Basketball Preseason Poll, conference officials announced at start of A-10 Basketball Media Day at the Barclays Center.

UP NEXT

The Hawks return home to host Sacred Heart on Sunday, November 26.

ATLANTIC 10 STANDINGS

SCHOOL	CONF	PCT.	OVERALL	PCT.	STREAK
Davidson	0-0	.000	2-2	.500	L2
Dayton	0-0	.000	3-1	.750	W2
Duquesne	0-0	.000	4-1	.800	W1
Fordham	0-0	.000	2-1	.667	W1
George Mason	0-0	.000	3-0	1.000	W3
George Washington	0-0	.000	4-0	1.000	W4
La Salle	0-0	.000	4-0	1.000	W4
Loyola Chicago	0-0	.000	2-2	.500	W1
UMass	0-0	.000	2-1	.667	L1
Rhode Island	0-0	.000	3-2	.600	L2
Richmond	0-0	.000	2-1	.667	L1
St. Bonaventure	0-0	.000	2-2	.500	L1
<i>Saint Joseph's</i>	<i>0-0</i>	<i>.000</i>	<i>3-1</i>	<i>.750</i>	<i>L1</i>
Saint Louis	0-0	.000	4-1	.800	L1
VCU	0-0	.000	3-1	.750	W3

Standings as of November 10, 2023

THE SAINT JOSEPH'S HAWK

One of the most famous mascots in college sports, the Saint Joseph's Hawk has flapped its wings for 68 seasons. The Hawk is best known for staying in constant motion by flapping its wings throughout every basketball game and representing the Saint Joseph's motto, "The Hawk Will Never Die."

Jim Brennan originated the idea for a hawk as mascot during the 1954-55 season. Brennan, an ex-Marine and SJU cheerleader, at first wanted to secure an actual hawk, but later switched to the costume idea. The student government raised the 120 dollars needed to buy the initial costume, which Brennan donned for three years. He made his debut as the Hawk on December 3, 1955, a 84-72 win over Rhode Island at the Palestra. Since then, and including this season, a total of 61 SJU students, have donned the costume for both the men's and women's basketball programs.

In addition to the constant flapping, the Hawk is also recognized by its "flying" in figure eights around the court during timeouts. The constant motion, coupled with the scrappy play of the University's athletic teams, helped to spawn the school's familiar slogan "The Hawk Will Never Die!" A few years ago, ESPN used a "flap-o-meter" on the national telecast of a Saint Joseph's game to estimate that the Hawk flaps its wings upwards of 6,000 times during a regulation game.

The Hawk is unique because it is one of the few mascots in the nation that travels to every game, and the student who holds the position gains a full scholarship. The student, who is selected through an interview process during the previous spring semester and travels with the squads.

It has been the connection with the storied tradition of the Saint Joseph's men's and women's basketball programs that has given The Hawk mascot its prominence on the national level, making it one of the most recognized mascots in college athletics. After more than two decades of extensive use; hundreds of thousands of flaps; and countless appearances at University activities, community events and alumni weddings Saint Joseph's revealed an updated version of The Hawk this past August.

This year, junior **Michael Sorothen** is serving as The Hawk for the Saint Joseph's men's basketball program.



Billy

LANGE

HEAD COACH | 5TH SEASON | ROWAN UNIVERSITY '94

COACHING HISTORY

2019-PRESENT

Saint Joseph's University
Head Coach

2013-2019

Philadelphia 76ers
Assistant Coach

2011-13

Villanova University
Associate Head Coach

2004-11

United States Naval Academy
Head Coach

2001-04

Villanova University
Dir. of Basketball Operations/
Assistant Coach

1999-01

Merchant Marine Academy
Head Coach

1999-01

La Salle University
Assistant Coach

1996-98

Philadelphia University
Assistant Coach

1995-96

Bishop Eustace Prep
Head Coach

The 15th head coach in the storied history of Saint Joseph's men's basketball program, Billy Lange returns for his fifth season at Hawk Hill in 2023-24.

Named Saint Joseph's head coach on March 28, 2019, Lange brought more than 23 years of sideline experience to the Hawks, most recently as assistant coach of the Philadelphia 76ers. Since he joined the Sixers in 2013, the team has rebuilt its culture, emphasized player development and implemented a process that has led to their current success.

Lange's college head coaching experience spans nine years with stints at the U.S. Merchant Marine Academy and the U.S. Naval Academy. As Navy's head coach from 2004 to 2011, the Midshipmen showed a marked improvement under Lange, as he led the squad to its first winning season in seven years during the 2007-08 campaign with a 16-14 record. Helped by a six-game winning streak, that squad went 9-5 in league play and finished second in the regular season.

Lange was named the 2008 Patriot League Coach of the Year for his efforts, which also saw Greg Sprink earn Player of the Year honors, marking the only time a Midshipman has received that league's award.

He served as head coach at the U.S. Merchant Marine Academy from 2000 through 2001, where he compiled a 39-19 record and led the Mariners to the Skyline Conference regular-season title in each of his two seasons. In 2001, the USMMA also won the conference tournament title to secure a bid to the Division III NCAA Tournament and reach the Sweet 16, becoming the first team in program history to advance past the first

round of the NCAA Tournament. Lange was named the New York Metropolitan Basketball Writers Division III Coach of the Year following that season.

A native of Haddon Heights, N.J., Lange began his coaching career with one season at his alma mater, Bishop Eustace Prep, succeeding his father, Bill Lange, Sr., in the role. He then moved on to the collegiate level as an assistant coach under Naismith Hall of Fame coach Herb Magee at Philadelphia (now Jefferson) University. After two seasons with the Rams, he served as an assistant coach at La Salle University under Speedy Morris for one season before taking over at the USMMA.


Lange joined Jay Wright's staff at Villanova as an assistant coach and coordinator of basketball operations for three seasons before taking the head job in Annapolis. He returned to Villanova as the Wildcats' associate head coach in 2011 before joining the 76ers in 2013.

Lange's connection to Saint Joseph's runs deep as his parents, Bill and Kathy, are both alumni, as is his brother, Mark. Lange's wife, Alicia, served as the Hawks' coordinator of academic services for student-athletes for five years in the early 2000's, while his son Will, is a freshman member of the men's basketball program in 2023-24.

A 1994 graduate of Rowan, he and Alicia are the parents of four sons – Will, Matt, Jake and Marc.

Year	School	W	L	Win %
1999-00	Merchant Marine	17	11	.607
2000-01	Merchant Marine	22	8	.733
2004-05	Navy	9	19	.321
2005-06	Navy	10	18	.357
2006-07	Navy	14	16	.467
2007-08	Navy	16	14	.533
2008-09	Navy	19	11	.633
2009-10	Navy	13	17	.433
2010-11	Navy	11	20	.355
2019-20	Saint Joseph's	6	26	.188

Year	School	W	L	Win %
2020-21	Saint Joseph's	5	15	.250
2021-22	Saint Joseph's	11	19	.367
2022-23	Saint Joseph's	16	17	.485
2023-24	Saint Joseph's	3	1	.750
Total	14 Seasons	72	212	.448
2 Seasons	at Merchant Marine	39	19	.672
7 Seasons	at Navy	92	115	.444
5 Seasons	at Saint Joseph's	41	78	.345



Kacper KLACZEK

0

JUNIOR | FORWARD | 6-8 | 225 LBS | CHORZOW, POLAND | LONG ISLAND LUTHERAN

MAJOR

International Business

SEASON HIGHS

Points

9, vs. Lafayette

Rebounds

6, vs. Lafayette

Assists

4, vs. Stonehill

Blocks

1, 2x last, vs. Texas A&M U-C

Steals

2, vs. Lafayette

Field Goals

4, vs. Lafayette

Field Goal Att.

10, vs. Lafayette

3-Points Field Goals

1, 2x last, vs. Texas A&M U-C

3-Point Field Goal Att.

5, vs. Lafayette

Free Throws

2, 3x last, vs. Texas A&M U-C

Free Throw Att.

5, 2x last, vs. Texas A&M U-C

Minutes Played

27, vs. Lafayette

2023-24

- Scored nine points in season opener versus Lafayette
- Added six points and five rebounds against Penn
- Scored six points and handed out four assists against Stonehill
- Added seven points and four boards against Texas A&M University-Commerce

2022-23

- Had a career-high 21 points in victory over Central Connecticut State
- Poured in a 19 points to go with a career-best six assists in an overtime victory at Penn
- Finished with 17 points, four rebounds and five assists in win over Loyola Chicago
- Scored a then career-best nine points and added five rebounds, two assists and a blocked shot against Lafayette
- Matched career-high with nine points and had six rebounds and three assists against UAlbany
- Grabbed a career-best 12 rebounds and added six points versus #3 Houston
- Had 10 rebounds, three points, and two blocked shots against Georgia
- Finished with eight points, two assists and two rebounds versus Saint Peter's

- Added 16 points, seven rebounds and five assists at George Washington

2021-22

- Appeared in 11 contests and made four starts
- Scored three points and had three rebounds in collegiate debut versus UMES
- Posted a season-high eight points versus Binghamton
- Missed majority of season with an injury

High School/International/Personal

- Competed at Long Island Lutheran as a junior and senior
- Played for the NY Jayhawks AAU program
- Led Poland to a silver medal at the 2019 FIBA U18 European Championship Division B
- Averaged 8.1 points, 5.6 rebounds and 2.5 assists per game at the 2019 FIBA U18 European Championship
- Played for Poland's U14 and U16 squads
- Averaged 7.9 points, 5.4 rebounds and 2.4 assists per game as a member of Stella Azura Roma in 2018-19

CAREER STATS

SEASON	TEAM	GP-GS	MIN/AVG	Field Goals		3-Point		F-Throws		Rebounds				Scoring						
				FG-FGA	FG%	3FG-3FGA	3FG%	FT-FTA	FT%	OFF	DEF	TOT	AVG	PF-FO	A	TO	BLK	STL	PTS	AVG
2021-22	SJU	11-4	131/11.9	8-27	.296	0-12	.000	1-1	1.000	5	12	17	1.5	19-0	9	10	5	3	17	1.5
2022-23	SJU	25-21	781/31.2	66-155	.426	27-91	.297	34-46	.739	31	103	134	5.4	77-2	48	47	26	24	193	7.7
2023-24	SJU	4-1	96/23.9	10-27	.370	2-13	.154	6-13	.462	5	12	17	4.3	5-0	8	3	2	4	28	7.0
TOTAL		40-26	1007/25.2	84-209	.402	29-116	.250	41-60	.683	41	127	168	4.2	101-2	65	60	33	31	238	6.0

Single Game Highs

Statistic	Value	
Points	21	vs Central Conn. St. 12/22/22
Rebounds	12	vs Houston 11/11/22
Assists	6	at Penn 11/30/22
Steals	3	vs Loyola Chicago 03/07/23
Blocks	4	vs Saint Louis 12/31/22, vs Loyola Chicago 03/07/23
FG Made	7	at Penn 11/30/22, vs Central Conn. St. 12/22/22
FG Attempts	13	at Penn 11/30/22, at George Washington 01/25/23
3FG Made	4	at Penn 11/30/22, at George Washington 01/25/23
3FG Attempts	10	at George Washington 01/25/23
FT Made	5	at Dayton 01/04/23, vs Loyola Chicago 01/14/23
FT Attempts	6	at Dayton 01/04/23



Christian WINBORNE

1

SOPHOMORE | GUARD | 6-2 | 185 LBS | BALTIMORE, MD | GILMAN SCHOOL

MAJOR

Finance

SEASON HIGHS

Points

6, vs. Stonehill

Rebounds

3, vs. Stonehill

Assists

2, 2x, last vs. Stonehill

Blocks

0

Steals

0

Field Goals

3, vs. Stonehill

Field Goal Att.

6, vs. Stonehill

3-Points Field Goals

1, vs. Lafayette

3-Point Field Goal Att.

2, vs. Stonehill

Free Throws

0

Free Throw Att.

0

Minutes Played

21, vs. Stonehill

2023-24

- Scored three points and added two rebounds and two assists versus Lafayette
- Added six points, three rebounds and two assists against Stonehill

2022-23

- Led all SJU newcomers in scoring at 6.0 points per game
- Poured in a season-high 19 points and added four boards and four assists versus FDU
- Added 15 points in win over Loyola Chicago
- Scored five points and had four rebounds versus #3 Houston in collegiate debut
- Finished with four steals, three points, three boards and two assists versus Lafayette
- Handed out two assists, grabbed two rebounds and added a point versus UAlbany
- Tallied seven points and added two steals against Georgia
- Had 10 points to go with three rebounds and a block versus South Florida
- Made first collegiate start against Temple and finished with five rebounds and two points
- Scored 10 points and added three assists versus Duquesne
- Handed out four assists and added five points and four rebounds at Loyola Chicago
- Added six points, two board, two assists and two steals at St. Bonaventure

High School/Personal

- Three-star recruit by 247 Sports and top-ranked point guard in Maryland
- Named a Baltimore All-Metro Selection as a senior
- Three-time First Team All-MIAA A Conference
- Ranked fifth all-time in scoring in Gilman School history despite missing 25 games due to COVID
- Led Gilman School to a first place in the division as a sophomore and junior
- Helped Gilman School to a first-ever MIAA A Conference playoff appearance as a sophomore and a semifinals berth as a senior
- Led MIAA A Conference in scoring as a senior at 24.0 points per game
- As a junior, averaged 22.0 points, 6.0 rebounds, 4.0 assists and 2.5 steals per game and tied for first in the MIAA A Conference
- Averaged 16.8 points per game as a sophomore and 9.0 as a freshman
- Named to the Gilman School's Honor-Roll
- Competed for Will Barton's Team Thrill on the UAA circuit
- Finance major

CAREER STATS

SEASON	TEAM	GP-GS	MIN/AVG	Field Goals		3-Point		F-Throws		Rebounds				Scoring						
				FG-FGA	FG%	3FG-3FGA	3FG%	FT-FTA	FT%	OFF	DEF	TOT	AVG	PF-FO	A	TO	BLK	STL	PTS	AVG
2022-23	SJU	30-3	668/22.3	53-173	.306	15-86	.174	59-88	.670	15	43	58	1.9	69-3	33	29	2	27	180	6.0
2023-24	SJU	3-0	42/14.0	5-10	.500	1-4	.250	0-0	.000	1	4	5	1.7	4-0	4	2	0	0	11	3.7
TOTAL		33-3	710/21.5	58-183	.317	16-90	.178	59-88	.670	16	47	63	1.9	73-3	37	31	2	27	191	5.8

Single Game Highs

Statistic	Value	
Points	19	vs FDU 12/03/22
Rebounds	5	at Temple 12/06/22
Assists	4	vs FDU 12/03/22, at Loyola Chicago 02/08/23
Steals	4	vs Lafayette 11/14/22
Blocks	1	vs Loyola Chicago 01/14/23, vs South Fla. 11/22/22
FG Made	6	vs FDU 12/03/22
FG Attempts	13	vs Houston 11/11/22
3FG Made	3	vs Loyola Chicago 01/14/23
3FG Attempts	6	vs FDU 12/03/22
FT Made	8	vs South Fla. 11/22/22, vs Loyola Chicago 03/07/23
FT Attempts	9	vs VCU 02/21/23, vs Loyola Chicago 03/07/23



Erik

REYNOLDS II

2

JUNIOR | GUARD | 6-2 | 180 LBS | TEMPLE HILLS, MD | THE BULLIS SCHOOL

MAJOR

Business Administration

SEASON HIGHS

Points

18, vs. Lafayette

Rebounds

4, vs. Stonehill

Assists

4, 2x, last vs. Stonehill

Blocks

1, vs. Stonehill

Steals

2, vs. Penn

Field Goals

6, vs. Lafayette

Field Goal Att.

13, 2x, last vs. Penn

3-Points Field Goals

5 vs. Stonehill

3-Point Field Goal Att.

8, vs. Lafayette

Free Throws

4, vs. Penn

Free Throw Att.

4, vs. Penn

Minutes Played

34, vs. Penn

- 2023-24 Atlantic 10 Preseason All-Conference First Team
- 2022-23 NABC All-District 4 Second Team
- 2022-23 All-Big 5 First Team
- 2022-23 Atlantic 10 All-Conference Second Team
- 2023 Atlantic 10 All-Championship Team
- 2021-22 Atlantic 10 All-Rookie Team
- 48th all-time in career points (1,067)
- Fifth-most points in a single season (648 in 2022-23)
- Tied for third-most three-pointers in a single season (99 in 2022-23)

2023-24

- Had a game-high 18 points and handed out four assists versus Lafayette
- Tied for team-high in scoring versus Penn with 13 points
- Added 11 points versus Texas A&M University-Commerce

2022-23

- Ranked second in the Atlantic 10 in scoring at 19.6 points per game
- Led the A-10 in three-pointers per game (3.0)
- One of just two Hawks to start all 33 games
- Scored in double figures in 32 contests, including 13 20-point performances and five 30-point performances
- Recorded career-highs in assists (84), steals (43) and rebounding (3.1 rpg)
- Finished with 33 points at St. Bonaventure
- Matched career-high with 33 points versus Richmond
- Scored 30 points in win at George Mason
- Had a game-high 27 points and added four assists against Villanova
- Led the Hawks with 27 points and a career-high five assists in an overtime win at Penn

- Had 32 points to go with six boards, three assists and two steals versus UAlbany
- Tallied a team-best 21 points and added four assists and two steals versus Lafayette
- Scored a team-high 17 points against #3 Houston
- Finished with a team-high 21 points against FDU
- Scored a team-best 24 point in win at Loyola Chicago
- Led the Hawks with 24 points in win over George Washington

2021-22

- Four-time Atlantic 10 Rookie of the Week
- Appeared in all 30 games and made 29 starts
- Tied for third on the team in scoring (12.1 ppg)
- Ranked second on the team in assists (68)
- Averaged 32.1 minutes per game
- Led the team in scoring in A-10 play at 14.4 ppg
- Had 17 points and four rebounds at Richmond
- Scored 13 points four times, most recently at Bradley
- Finished with 10 points and three assists versus Penn
- Scored 19 points in victory over George Washington
- Added 13 points and three rebounds versus Duquesne
- Had 21 points at St. Bonaventure
- Posted 23 points and added three rebounds, three assists and two blocks against Fordham
- Played 42 minutes at Davidson and added 20 points
- Scored a team-high 16 points versus Dayton
- Had a team-best 17 points at Saint Louis
- Finished with a season-high 27 points on 10-14 shooting, including 5-8 from distance, to go with four assists and two steals in win over Rhode Island

High School/Personal

CAREER STATS

SEASON	TEAM	GP-GS	MIN/AVG	Field Goals			3-Point		F-Throws		Rebounds				Scoring					
				FG-FGA	FG%	3FG-3FGA	3FG%	FT-FTA	FT%	OFF	DEF	TOT	AVG	PF-FO	A	TO	BLK	STL	PTS	AVG
2021-22	SJU	30-29	960/32.0	130-312	.417	50-149	.336	52-62	.839	9	55	64	2.1	87-6	68	63	10	24	362	12.1
2022-23	SJU	33-33	1158/35.1	205-477	.430	99-261	.379	139-157	.885	20	81	101	3.1	70-3	84	72	14	43	648	19.6
2023-24	SJU	4-4	114/28.5	18-45	.400	13-31	.419	8-8	1.000	1	7	8	2.0	10-0	10	6	2	3	57	14.3
TOTAL		67-66	2232/33.3	353-834	.423	162-441	.367	199-227	.877	30	143	173	2.6	167-9	162	141	26	70	1067	15.9

Single Game Highs

Statistic	Value	
Points	34	vs George Washington 03/08/23
Rebounds	8	vs George Mason 02/16/22
Assists	7	vs Duquesne 01/11/23
Steals	4	vs St. Bonaventure 02/26/22, vs Sacred Heart 12/19/22
Blocks	2	vs Fordham 02/05/22, at La Salle 01/16/23, at St. Bonaventure 02/26/23
FG Made	10	5 times
FG Attempts	22	vs George Washington 03/08/23
3FG Made	6	vs Villanova 12/17/22, at St. Bonaventure 02/26/23
3FG Attempts	15	vs Dayton 03/09/23
FT Made	12	vs George Washington 03/08/23
FT Attempts	12	at St. Bonaventure 02/26/23, vs George Washington 03/08/23



Cameron BROWN

3

GRADUATE STUDENT | GUARD | 6-6 | 225 LBS | LAUREL, MD | ELEANOR ROOSEVELT

MAJOR

Business Administration

SEASON HIGHS

Points

12, vs. Stonehill

Rebounds

8, vs. Texas A&M U-C

Assists

3, 2x, last vs. Stonehill

Blocks

0

Steals

2, vs. Texas A&M U-C

Field Goals

5, vs. Stonehill

Field Goal Att.

12, vs. Texas A&M U-C

3-Points Field Goals

2, 3x, last vs. Stonehill

3-Point Field Goal Att.

7, vs. Lafayette

Free Throws

2, vs. Lafayette

Free Throw Att.

3, vs. Lafayette

Minutes Played

35, vs. Texas A&M U-C

- T-39th all-time in career points (1,193)
- 8th all-time in career three-pointers (203)
- 40th all-time in career rebounds (543)
- 2022-23 Big 5 Co-Most Improved Played
- 2022-23 All-Big 5 Second Team
- 2023-24 A-10 Preseason All-Conference Third Team

2023-24

- Added 10 points, five rebounds and three assists versus Lafayette
- Finished with 12 points, four rebounds and three assists versus Stonehill

2022-23

- Reached 1,000 career points at George Washington
- Had a career-high 25 points and added 10 rebounds at Temple
- Matched career-high with 25 points and added seven rebounds versus Duquesne
- Finished with a game-high 25 points versusUMass
- Scored 24 points on 9-18 shooting, including 6-12 from three-point range, to go with a career-high five assists versus Central Connecticut State
- Posted third career double-double with 20 points and 12 rebounds versus Lafayette
- Recorded a 17-point, 11-rebound double-double against UAlbany
- Scored a team-high 17 points and added six rebounds in win over Saint Peter's
- Went 7-14 from the field, including 5-7 from distance for 19 points versus Sacred Heart

2021-22

- Scored a season-best 17 points against Mount St. Mary's
- Recorded first career double-double at Richmond,

finishing with 16 points and 11 boards

- Finished with 13 points and six rebounds in win over Duquesne
- Posted a double-double at Davidson, finishing with 12 boards and 10 points
- Added 15 points and seven rebounds in overtime matchup versus George Mason
- Appeared in all 30 games and made 25 starts
- Appeared in every contest, and made 25 starts.
- Second on the team in steals with 28

2020-21

- Appeared in 17 games and made 11 starts
- Ranked fifth on the team in three-pointers (21)
- Scored a season-best 21 points against Rhode Island
- Averaged 13.3 points per game over final four games of the season, including 18 points against Dayton

2019-20

- Finished second on the team, and led all newcomers in scoring (10.1 ppg)
- Started a team-best 31 games and appeared in all 32 contest
- Scored a season-best 24 points, including a game-winning three-pointer against Davidson
- Tallied 11 points in his collegiate debut against Bradley

High School/Personal

- Averaged 19.0 points per game, scoring double digits in all but one contest
- Played in the 2019 Capital Classic
- Mother, Debora, played basketball at William & Mary
- Father, Joe, played football for two seasons at Rice
- Sister, Megan, was a four-year basketball letter-winner at Stevens Institute of Technology

CAREER STATS

SEASON TEAM	GP-GS	MIN/AVG	Field Goals			3-Point		F-Throws		Rebounds				Scoring					
			FG-FGA	FG%	3FG-3FGA	3FG%	FT-FTA	FT%	OFF	DEF	TOT	AVG	PF-FO	A	TO	BLK	STL	PTS	AVG
2019-20 SJU	32-31	950/29.7	121-290	.417	52-167	.311	29-45	.644	48	89	137	4.3	77-3	43	51	8	25	323	10.1
2020-21 SJU	17-11	463/27.2	57-135	.422	21-65	.323	12-18	.667	23	36	59	3.5	36-2	13	16	4	17	147	8.6
2021-22 SJU	30-25	900/30.0	96-234	.410	42-125	.336	16-28	.571	26	102	128	4.3	49-1	55	50	9	28	250	8.3
2022-23 SJU	33-33	1127/34.2	155-380	.408	81-225	.360	47-70	.671	50	149	199	6.0	88-3	55	59	12	42	438	13.3
2023-24 SJU	4-4	113/28.3	13-38	.342	7-24	.292	2-3	.667	6	14	20	5.0	5-0	9	1	0	4	35	8.8
TOTAL	116-104	3553/30.6	442-1077	.410	203-606	.335	106-164	.646	153	390	543	4.7	255-9	175	177	33	116	1193	10.3

Single Game Highs

Statistic	Value	
Points	25	at Temple 12/06/22, vs Duquesne 01/11/23, vs Massachusetts 01/21/23
Rebounds	12	at Davidson 02/09/22, vs Lafayette 11/14/22
Assists	5	vs Rhode Island 03/05/22, vs Central Conn. St. 12/22/22, vs La Salle 02/05/23
Steals	6	vs Rhode Island 02/01/23
Blocks	2	vs St. Bonaventure 02/11/20, vs George Mason 03/11/20, vs Massachusetts 03/04/21
FG Made	10	vs Davidson 02/18/20
FG Attempts	19	vs Rhode Island 02/01/23
3FG Made	6	vs Central Conn. St. 12/22/22, vs Duquesne 01/11/23
3FG Attempts	12	vs Central Conn. St. 12/22/22
FT Made	6	at Temple 12/06/22
FT Attempts	6	4 times



Lynn GREER III

5

JUNIOR | GUARD | 6-2 | 180 LBS | PHILADELPHIA, PA | ROMAN CATHOLIC/IMG ACADEMY

• 2022-23 All-Big 5 Second Team

2023-24

- Career-high 11 assists to go with 13 points for fourth career double-double versus Penn
- Finished with 15 points, four assists, three boards and two steals versus Lafayette
- Led SJU with 13 points and added four boards and three assists versus Texas A&M University-Commerce

2022-23

- Atlantic 10 Co-Player of the Week (1/30)
- Scored a career-high 31 points and added a career-best 11 boards for his first career double-double at George Washington
- Finished with 18 points, 11 boards and four assists in win at George Mason
- Had a then career-high 19 points, seven assists, and two steals versus UAlbany
- Finished with 17 points, including a career-high five three-pointers, and added six rebounds, five assists and three steals in win over Loyola Chicago
- Poured in 16 points to go with nine rebounds, four steals, and three assists versus Penn
- Posted a team-high 15 points and had four rebounds and two assists against South Florida
- Finished with five assists to go with four boards and three points versus Lafayette
- Scored seven points and had four rebounds and two assists in SJU debut versus #3 Houston
- Had 12 point and four rebounds in win over Saint Peter's
- Handed out a career-best eight assists and added

- 11 points and six boards against Sacred Heart
- Scored 20 points and added four boards and three assists at Loyola Chicago
- Added 22 points, eight boards, six assists and four steals in win over George Washington

2021-22 (at Dayton)

- Averaged 2.7 points, 1.4 rebounds and 1.3 assists per game over 10 contests
- Scored a season-high eight points and 21 minutes against Austin Peay
- Handed our a season-best four assists and grabbed six rebounds versus Northern Illinois

High School/Personal

- Four-year starter at Roman Catholic High School
- Ranks eighth all-time in career points with 1,392
- Three-time First Team All-Catholic League honoree
- Progressed from averaging 9.8 points per game as a freshman to 18.2 points per game as a senior
- Led Roman to two Catholic League titles and a PIAA-4A State championship
- Spent a post-graduate year at nationally-ranked IMG Academy
- Participant for the 2017 USA Men's Junior National Team October Minicamp
- 2017 USA Basketball Men's U16 National Team training camp participant
- Finalist for the 2017 USA Men's U16 National Team
- Father, Lynn Greer, Jr., is a member of the Big 5 Hall of Fame and is Temple's second all-time leading scorer
- Grandfather, Lynn Greer, Sr., is a member of the Virginia State Hall of Fame and was drafted by the

MAJOR

Communication Studies

SEASON HIGHS

Points

15, vs. Lafayette

Rebounds

4, vs. Texas A&M U-C

Assists

11, vs. Penn

Blocks

0

Steals

2, vs. Lafayette

Field Goals

5, 2x, last vs. Texas A&M U-C

Field Goal Att.

11, vs. Texas A&M U-C

3-Points Field Goals

2, vs. Lafayette

3-Point Field Goal Att.

3, vs. penn

Free Throws

4, vs. Penn

Free Throw Att.

5, vs. Lafayette

Minutes Played

34, vs. Penn

CAREER STATS

SEASON	TEAM	GP-GS	MIN/AVG	Field Goals		3-Point		F-Throws		Rebounds				Scoring						
				FG-FGA	FG%	3FG-3FGA	3FG%	FT-FTA	FT%	OFF	DEF	TOT	AVG	PF-FO	A	TO	BLK	STL	PTS	AVG
2021-22	UD	10-0	90/9.0	10-25	.400	0-1	.000	7-10	.700	1	13	14	1.4	7-0	13	8	1	3	27	2.7
2022-23	SJU	33-32	1073/32.5	145-350	.414	29-87	.333	95-133	.714	35	131	166	5.0	65-1	136	114	1	36	414	12.5
2023-24	SJU	4-4	106/26.4	17-33	.515	5-8	.625	9-12	.750	2	8	10	2.5	10-0	20	7	0	4	48	12.0
TOTAL FOR SJU		37-36	1179/31.9	162-383	.423	34-95	.358	104-145	.717	37	139	176	4.8	75-1	156	121	1	40	462	12.5
TOTAL		47-36	1269/27.0	172-408	.422	34-96	.354	111-155	.716	38	152	190	4.0	82-1	169	129	2	43	489	10.4

Single Game Highs

Statistic	Value
Points	31 at George Washington 01/25/23
Rebounds	11 at George Washington 01/25/23, at George Mason 01/29/23
Assists	11 vs Penn 11/10/23
Steals	4 at Penn 11/30/22, vs George Washington 02/11/23
Blocks	1 vs Austin Peay 11/20/21, vs FDU 12/03/22
FG Made	13 at George Washington 01/25/23
FG Attempts	22 at George Washington 01/25/23
3FG Made	5 vs Loyola Chicago 01/14/23
3FG Attempts	6 vs Villanova 12/17/22, vs Loyola Chicago 01/14/23, at Loyola Chicago 02/08/23
FT Made	11 vs George Washington 02/11/23
FT Attempts	18 vs George Washington 02/11/23



Shawn SIMMONS II 10

FRESHMAN | GUARD | 6-6 | 190 LBS | PHILADELPHIA, PA | HILLCREST PREP

2023-24

- Grabbed two rebounds in collegiate debut against Lafayette
- Added a rebound in win over Penn
- Scored first collegiate points against Stonehill, adding two points, four rebounds, two steals and two blocks

High School/Personal

- Three-star recruit per 247 Sports
- Averaged 14.0 points per game as a standout for Team Durant

MAJOR

Communication Studies

SEASON HIGHS

Points

2, vs. Stonehill

Rebounds

4, vs. Stonehill

Assists

0

Blocks

2, vs. Stonehill

Steals

2, vs. Stonehill

Field Goals

1, vs. Stonehill

Field Goal Att.

2, vs. Stonehill

3-Points Field Goals

0

3-Point Field Goal Att.

1, 2x, last vs. Stonehill

Free Throws

0

Free Throw Att.

0

Minutes Played

11, 2x, last vs. Stonehill

CAREER STATS

SEASON	TEAM	GP-GS	MIN/AVG	Field Goals		3-Point		F-Throws		Rebounds				Scoring						
				FG-FGA	FG%	3FG-3FGA	3FG%	FT-FTA	FT%	OFF	DEF	TOT	AVG	PF-FO	A	TO	BLK	STL	PTS	AVG
2023-24	SJU	4-0	29/7.3	1-6	.167	0-2	.000	0-0	.000	1	6	7	1.8	4-0	0	1	2	2	2	0.5
TOTAL		4-0	29/7.3	1-6	.167	0-2	.000	0-0	.000	1	6	7	1.8	4-0	0	1	2	2	2	0.5

Single Game Highs

Statistic	Value
Points	2 vs Stonehill 11/14/23
Rebounds	4 vs Stonehill 11/14/23
Steals	2 vs Stonehill 11/14/23
Blocks	2 vs Stonehill 11/14/23
FG Made	1 vs Stonehill 11/14/23
FG Attempts	3 vs Penn 11/10/23
3FG Attempts	1 vs Lafayette 11/06/23, vs Stonehill 11/14/23



Xzayvier BROWN

11

FRESHMAN | GUARD | 6-2 | 165 LBS | PHILADELPHIA, PA | ROMAN CATHOLIC

MAJOR

Business

SEASON HIGHS

Points

21, vs. Stonehill

Rebounds

7, vs. Texas A&M U-C

Assists

4, vs. Stonehill

Blocks

0

Steals

2, vs. Penn

Field Goals

8, vs. Stonehill

Field Goal Att.

11, 2x, last vs. Texas A&M U-C

3-Points Field Goals

3, vs. Stonehill

3-Point Field Goal Att.

6, vs. Stonehill

Free Throws

3, vs. Texas A&M U-C

Free Throw Att.

3, vs. Texas A&M U-C

Minutes Played

29, vs. Texas A&M U-C

2023-24

- Scored six points and added two rebounds and an assist in collegiate debut against Lafayette
- Finished with eight points and two steals against Penn
- Poured in a season-high 21 points and added five rebounds and four assists against Stonehill
- Finished with 11 points and seven rebounds versus Texas A&M University-Commerce

High School/Personal

- Helped Roman Catholic capture the 2023 Philadelphia Catholic League title
- Guided Roman Catholic to a PIAA 6A State title as a junior
- Teammate at Roman Catholic alongside current SJU teammate Anthony Finkley
- Rated a three-star recruit by 247 Sports

CAREER STATS

		Field Goals		3-Point			F-Throws		Rebounds				Scoring							
SEASON	TEAM	GP-GS	MIN/AVG	FG-FGA	FG%	3FG-3FGA	3FG%	FT-FTA	FT%	OFF	DEF	TOT	AVG	PF-FO	A	TO	BLK	STL	PTS	AVG
2023-24	SJU	4-0	85/21.3	18-31	.581	5-13	.385	5-8	.625	2	12	14	3.5	5-0	6	4	0	5	46	11.5
TOTAL		4-0	85/21.3	18-31	.581	5-13	.385	5-8	.625	2	12	14	3.5	5-0	6	4	0	5	46	11.5

Single Game Highs

Statistic	Value	
Points	21	vs Stonehill 11/14/23
Rebounds	7	vs Tex. A&M-Commerce 11/17/23
Assists	4	vs Stonehill 11/14/23
Steals	2	vs Penn 11/10/23
FG Made	8	vs Stonehill 11/14/23
FG Attempts	11	vs Stonehill 11/14/23, vs Tex. A&M-Commerce 11/17/23
3FG Made	3	vs Stonehill 11/14/23
3FG Attempts	6	vs Stonehill 11/14/23
FT Made	3	vs Tex. A&M-Commerce 11/17/23
FT Attempts	3	vs Lafayette 11/06/23, vs Tex. A&M-Commerce 11/17/23



Rasheer FLEMING

13

SOPHOMORE | FORWARD | 6-9 | 230 LBS | CAMDEN, NJ | CAMDEN

MAJOR

Communication Studies

SEASON HIGHS

Points

14, 2x, last vs. Stonehill

Rebounds

7, vs. Penn

Assists

1, vs. Texas A&M U-C

Blocks

3, vs. Stonehill

Steals

2, vs. Penn

Field Goals

6, vs. Stonehill

Field Goal Att.

10, vs. Stonehill

3-Points Field Goals

2, vs. Lafayette

3-Point Field Goal Att.

4, vs. Lafayette

Free Throws

2, vs. Lafayette

Free Throw Att.

3, vs. Lafayette

Minutes Played

21, vs. Lafayette

2023-24

- Serving as team captain
- Scored 14 points and added four rebounds versus Lafayette
- Added eight points, seven rebounds and two steals versus Penn
- Added 14 points, five boards and three blocked shots versus Stonehill
- Scored six points and grabbed five rebounds against Texas A&M University-Commerce

2022-23

- Finished with a season-high 15 points and grabbed nine rebounds versus Duquesne
- Scored nine points and added seven rebounds and two steals in collegiate debut versus #3 Houston
- Added five points and five rebounds against Georgia
- Grabbed 10 rebounds and added eight points against South Florida
- Had seven points and five rebounds at Penn
- Finished with seven points, five rebounds, an assist, a block and steal versus FDU
- Scored 10 points and added four blocks and four rebounds versus Saint Peter's
- Made first collegiate start against Villanova and finished with four points and three boards
- Had eight points and four rebounds in win over Central Connecticut State
- Finished with 11 rebounds and added two points, two assists and two blocks at Duquesne
- Scored seven points and matched his season-high with 11 rebounds against VCU
- Grabbed a season-best 12 rebounds and added nine points in a season-high 35 minutes against Richmond

High School/Personal


- Played for nationally-ranked Camden High School
- As a sophomore, Fleming averaged 13.7 points and 10.9 rebounds per game
- Competed on the prestigious Nike EYBL circuit with the New Jersey Scholars

CAREER STATS

		Field Goals		3-Point		F-Throws		Rebounds				Scoring								
SEASON	TEAM	GP-GS	MIN/AVG	FG-FGA	FG%	3FG-3FGA	3FG%	FT-FTA	FT%	OFF	DEF	TOT	AVG	PF-FO	A	TO	BLK	STL	PTS	AVG
2022-23	SJU	31-18	637/20.5	64-150	.427	22-74	.297	29-42	.690	58	98	156	5.0	71-3	19	33	27	25	179	5.8
2023-24	SJU	4-4	78/19.5	17-35	.486	3-13	.231	5-7	.714	8	13	21	5.3	9-0	2	5	4	4	42	10.5
TOTAL		35-22	715/20.4	81-185	.438	25-87	.287	34-49	.694	66	111	177	5.1	80-3	21	38	31	29	221	6.3

Single Game Highs

Statistic	Value	
Points	15	vs Duquesne 01/11/23
Rebounds	12	vs Richmond 03/01/23
Assists	3	vs Richmond 03/01/23
Steals	3	vs Duquesne 01/11/23, vs George Washington 03/08/23, vs Loyola Chicago 03/07/23
Blocks	4	vs Saint Peter's 12/10/22
FG Made	6	vs Duquesne 01/11/23, vs Stonehill 11/14/23
FG Attempts	10	vs Duquesne 01/11/23, vs Stonehill 11/14/23, vs Tex. A&M-Commerce 11/17/23
3FG Made	3	vs Duquesne 01/11/23
3FG Attempts	5	4 times
FT Made	7	vs Saint Peter's 12/10/22
FT Attempts	8	vs Saint Peter's 12/10/22



Cooper VOGEL

15

SENIOR | GUARD | 6-3 | 180 LBS | HOWELL, NJ | HOWELL

2023-24

- Played two minutes versus Lafayette
- Grabbed a rebound in win over Stonehill

2022-23

- Made collegiate debut versus UAlbany
- Played a minute versus South Florida
- Played two minutes in win over Loyola Chicago
- Played a minute in win against George Washington
- Played a minute at St. Bonaventure

2021-22:

- Joined the team in December
- Did not appear in a game

High School/Personal

- Two-year letterwinner at Howell High School
- Appeared 7.3 points per game over 50 contests at Howell

MAJOR
Accounting

SEASON HIGHS

Points

0

Rebounds

1, vs. Stonehill

Assists

0

Blocks

0

Steals

0

Field Goals

0

Field Goal Att.

2, vs. Stonehill

3-Points Field Goals

0

3-Point Field Goal Att.

2, vs. Stonehill

Free Throws

0

Free Throw Att.

0

Minutes Played

4, vs. Stonehill

C
A
R
E
E
R

S
T
A
T
S

SEASON	TEAM	GP-GS	MIN/AVG	Field Goals		3-Point		F-Throws		Rebounds				Scoring							
				FG-FGA	FG%	3FG-3FGA	3FG%	FT-FTA	FT%	OFF	DEF	TOT	AVG	PF	FO	A	TO	BLK	STL	PTS	AVG
2022-23	SJU	5-0	5/1.0	0-0	.000	0-0	.000	0-1	.000	0	0	0	0.0	0-0	0	0	0	0	0	0	0.0
2023-24	SJU	2-0	7/3.3	0-3	.000	0-3	.000	0-0	.000	0	1	1	0.5	0-0	0	1	0	0	0	0	0.0
TOTAL		7-0	11/1.6	0-3	.000	0-3	.000	0-1	.000	0	1	1	0.1	0-0	0	1	0	0	0	0	0.0

Single Game Highs

Statistic	Value
Rebounds	1 vs Stonehill 11/14/23
FG Attempts	2 vs Stonehill 11/14/23
3FG Attempts	2 vs Stonehill 11/14/23
FT Attempts	1 vs Loyola Chicago 01/14/23



Chris ARIZIN 20

SENIOR | GUARD | 6-3 | 200 LBS | MEDIA, PA | SAINT JOSEPH'S PREP

MAJOR

Risk Management & Insurance

SEASON HIGHS

Points

5, vs. Stonehill

Rebounds

2, vs. Stonehill

Assists

1, vs. Lafayette

Blocks

0

Steals

0

Field Goals

2, vs. Stonehill

Field Goal Att.

2, vs. Stonehill

3-Points Field Goals

1, vs. Stonehill

3-Point Field Goal Att.

1, vs. Stonehill

Free Throws

0

Free Throw Att.

1, vs. Stonehill

Minutes Played

5, vs. Stonehill

2023-24

- Serving as team captain
- Scored two points and added an assists in season opener
- Scored a career-high five points and grabbed two rebounds against Stonehill

2022-23

- Scored two points against Sacred Heart, going 2-2 from the foul line
- Grabbed a rebound against UAlbany
- Played a minute in win over Central Connecticut State
- Earned playing time at Fordham
- Added a rebound in win against George Washington
- Played a minute against VCU
- Played a minute at St. Bonaventure
- Earned playing time in win over Richmond

2021-22

- Appeared in five games
- Scored first career basket against Davidson
- Grabbed rebounds versus Binghamton and Davidson
- Played two minutes versus Mount St. Mary's
- Earned a minute of playing time versus #24 USC
- Played one minute at St. Bonaventure

2020-21

- Appeared in two games
- Made collegiate debut against La Salle

High School/Personal

- Four-year standout at Saint Joseph's Prep
- Served as team captain as a senior
- Father, Chris, played basketball at Drexel
- He is the grandson of Naismith Basketball Hall of Famer Paul Arizin
- Sister, Olivia, runs track at Georgetown

CAREER STATS

SEASON	TEAM	GP-GS	MIN/AVG	Field Goals		3-Point		F-Throws		Rebounds				Scoring							
				FG-FGA	FG%	3FG-3FGA	3FG%	FT-FTA	FT%	OFF	DEF	TOT	AVG	PF-FO	A	TO	BLK	STL	PTS	AVG	
2020-21	SJU	2-0	1/0.6	0-0	.000	0-0	.000	0-0	.000	0	0	0	0.0	0-0	0	0	0	0	0	0	
2021-22	SJU	5-0	6/1.3	1-2	.500	0-0	.000	0-0	.000	1	1	2	0.4	1-0	0	0	0	0	0	2	0.4
2022-23	SJU	9-0	10/1.1	0-1	.000	0-0	.000	2-2	1.000	0	2	2	0.2	2-0	0	0	0	0	0	2	0.2
2023-24	SJU	2-0	8/4.1	3-3	1.000	1-1	1.000	0-1	.000	1	1	2	1.0	1-0	1	0	0	0	0	7	3.5
TOTAL		18-0	25/1.4	4-6	.667	1-1	1.000	2-3	.667	2	4	6	0.3	4-0	1	0	0	0	0	11	0.6

Single Game Highs

Statistic	Value
Points	5 vs Stonehill 11/14/23
Rebounds	2 vs Stonehill 11/14/23
Assists	1 vs Lafayette 11/06/23
FG Made	2 vs Stonehill 11/14/23
FG Attempts	2 vs Stonehill 11/14/23
3FG Made	1 vs Stonehill 11/14/23
3FG Attempts	1 vs Stonehill 11/14/23
FT Made	2 vs Sacred Heart 12/19/22
FT Attempts	2 vs Sacred Heart 12/19/22



Christ ESSANDOKO 22

REDSHIRT FRESHMAN | CENTER | 7-0 | 285 LBS | PARIS, FRANCE | WINSTON-SALEM CHRISTIAN SCHOOL

MAJOR

Communication Studies

SEASON HIGHS

Points

9, vs. Penn

Rebounds

10, vs. Penn

Assists

3, vs. Stonehill

Blocks

3, vs. Stonehill

Steals

1, vs. Penn

Field Goals

2, vs. Penn

Field Goal Att.

8, vs. Penn

3-Points Field Goals

1, vs. Penn

3-Point Field Goal Att.

3, vs. Penn

Free Throws

4, vs. Penn

Free Throw Att.

4, vs. Penn

Minutes Played

23, vs. Penn

2023-24

- Finished with 10 rebounds and nine points in collegiate debut against Penn
- Scored two points, grabbed three rebounds, handed out three assists and blocked three shots versus Stonehill
- Added seven rebounds and an assist versus Texas A&M University-Commerce

2022-23

- Sat out game competition in the 2022-23 season per NCAA eligibility requirements

High School/Personal

- Named to the U18 EuroLeague Junior First Team
- Selected 2018 Freshman of the Year with Nanterre
- Member of the 2019 U18 French National champions
- Averaged 17.0 points and 12.0 rebounds per games a sophomore prior to Covid shortening the season
- Attended Winston Salem Christian School as a junior and senior
- Averaged 15.0, 11.0 rebounds and 3.0 blocks per game as a senior
- Competed for Team Curry on the UAA circuit

CAREER STATS

		Field Goals		3-Point		F-Throws		Rebounds				Scoring								
SEASON	TEAM	GP-GS	MIN/AVG	FG-FGA	FG%	3FG-3FGA	3FG%	FT-FTA	FT%	OFF	DEF	TOT	AVG	PF-FO	A	TO	BLK	STL	PTS	AVG
2023-24	SJU	3-3	53/17.7	3-10	.300	1-3	.333	5-6	.833	3	17	20	6.7	5-0	5	8	4	1	12	4.0
TOTAL		3-3	53/17.7	3-10	.300	1-3	.333	5-6	.833	3	17	20	6.7	5-0	5	8	4	1	12	4.0

Single Game Highs

Statistic	Value
Points	9 vs Penn 11/10/23
Rebounds	10 vs Penn 11/10/23
Assists	3 vs Stonehill 11/14/23
Steals	1 vs Penn 11/10/23
Blocks	3 vs Stonehill 11/14/23
FG Made	2 vs Penn 11/10/23
FG Attempts	8 vs Penn 11/10/23
3FG Made	1 vs Penn 11/10/23
3FG Attempts	3 vs Penn 11/10/23
FT Made	4 vs Penn 11/10/23
FT Attempts	4 vs Penn 11/10/23



Anthony FINKLEY

23

FRESHMAN | GUARD | 6-6 | 190 LBS | PHILADELPHIA, PA | HILLCREST PREP

2023-24

- Scored two points and added five rebounds and three assists in collegiate debut against Lafayette
- Added two points in win over Penn
- Finished with three points, six rebounds and two assists versus Stonehill
- Grabbed five rebounds against Texas A&M University-Commerce

High School/Personal

- Helped Roman Catholic capture the 2023 Philadelphia Catholic League title
- Teammate at Roman Catholic alongside current SJU teammate Xzayvier Brown
- Three-star recruit by 247 Sports
- Competed for K-Low Elite

MAJOR

Business

SEASON HIGHS

Points

3, vs. Stonehill

Rebounds

6, vs. Stonehill

Assists

3, vs. Lafayette

Blocks

0

Steals

1, vs. Lafayette

Field Goals

1, 2x, last vs. Stonehill

Field Goal Att.

3, 2x, last vs. Stonehill

3-Points Field Goals

1, vs. Stonehill

3-Point Field Goal Att.

3, 2x, last vs. Stonehill

Free Throws

2, vs. Lafayette

Free Throw Att.

2, vs. Lafayette

Minutes Played

15, vs. Texas A&M U-C

CAREER STATS

SEASON	TEAM	GP-GS	MIN/AVG	Field Goals		3-Point		F-Throws		Rebounds				Scoring						
				FG-FGA	FG%	3FG-3FGA	3FG%	FT-FTA	FT%	OFF	DEF	TOT	AVG	PF	FO	A	TO	BLK	STL	PTS
2023-24	SJU	4-0	45/11.1	2-10	.200	1-8	.125	2-2	1.000	5	11	16	4.0	6-0	5	3	0	1	7	1.8
TOTAL		4-0	45/11.1	2-10	.200	1-8	.125	2-2	1.000	5	11	16	4.0	6-0	5	3	0	1	7	1.8

Single Game Highs

Statistic	Value	
Points	3	vs Stonehill 11/14/23
Rebounds	6	vs Stonehill 11/14/23
Assists	3	vs Lafayette 11/06/23
Steals	1	vs Lafayette 11/06/23
FG Made	1	vs Penn 11/10/23, vs Stonehill 11/14/23
FG Attempts	3	vs Lafayette 11/06/23, vs Stonehill 11/14/23
3FG Made	1	vs Stonehill 11/14/23
3FG Attempts	3	vs Lafayette 11/06/23, vs Stonehill 11/14/23
FT Made	2	vs Lafayette 11/06/23
FT Attempts	2	vs Lafayette 11/06/23



Will

LANGE

24

FRESHMAN | GUARD/FORWARD | 6-5 | 205 LBS | NEWTOWN SQUARE, PA | THE SHIPLEY SCHOOL

MAJOR

Communication Studies

SEASON HIGHS

Points

2, vs. Stonehill

Rebounds

2, vs. Stonehill

Assists

1, vs. Stonehill

Blocks

0

Steals

0

Field Goals

0

Field Goal Att.

1, vs. Stonehill

3-Points Field Goals

0

3-Point Field Goal Att.

1, vs. Stonehill

Free Throws

2, vs. Stonehill

Free Throw Att.

2, 2x, last vs. Stonehill

Minutes Played

4, vs. Stonehill

2023-24

- Made collegiate debut against Lafayette
- Scored first collegiate points versus Stonehill, adding two points, two rebounds and an assist

High School/Personal

- Led The Shipley School to the 2022 Spartan Classic title
- Averaged 6.9 points, 6.6 rebounds and 1.2 assists per game in 2022-23
- Son of Saint Joseph's Head Coach Billy Lange

CAREER STATS

SEASON	TEAM	GP-GS	MIN/AVG	Field Goals		3-Point		F-Throws		Rebounds				Scoring							
				FG-FGA	FG%	3FG-3FGA	3FG%	FT-FTA	FT%	OFF	DEF	TOT	AVG	PF	FO	A	TO	BLK	STL	PTS	AVG
2023-24	SJU	2-0	7/3.3	0-1	.000	0-1	.000	2-4	.500	0	2	2	1.0	0-0	1	0	0	0	0	2	1.0
TOTAL		2-0	7/3.3	0-1	.000	0-1	.000	2-4	.500	0	2	2	1.0	0-0	1	0	0	0	2	1.0	

Single Game Highs

Statistic	Value	
Points	2	vs Stonehill 11/14/23
Rebounds	2	vs Stonehill 11/14/23
Assists	1	vs Stonehill 11/14/23
FG Attempts	1	vs Stonehill 11/14/23
3FG Attempts	1	vs Stonehill 11/14/23
FT Made	2	vs Stonehill 11/14/23
FT Attempts	2	vs Lafayette 11/06/23, vs Stonehill 11/14/23



Brian

GEATENS

25

SENIOR | GUARD | 6-0 | 180 LBS | HARLEYSVILLE, PA | SAINT JOSEPH'S PREP

2023-24

- Played two minutes in season opener against Lafayette
- Scored three points and added a rebounds versus Stonehill

2022-23

- Played a minute in win over UAlbany
- Earned a minute versus Sacred Heart
- Played a minute in win over Central Connecticut State
- Played two minutes in win over Loyola Chicago
- Played a minute in win against George Washington
- Played a minute against VCU
- Played a minute at St. Bonaventure

2021-22:

- Made collegiate debut against Mount St. Mary's
- Played a minute against Binghamton

2020-21:

- Did not appear in a contest

High School/Personal

- Member of the varsity team as a junior and senior
- Averaged 12.0 points per game as a senior
- Served as team captain in 2019-20
- Played AAU for Jersey Shore Warriors
- Sister is a 2018 graduate of SJU

MAJOR

Business Intelligence and Analytics

SEASON HIGHS

Points

3, vs. Stonehill

Rebounds

1, vs. Stonehill

Assists

0

Blocks

0

Steals

0

Field Goals

1, vs. Stonehill

Field Goal Att.

1, vs. Stonehill

3-Points Field Goals

1, vs. Stonehill

3-Point Field Goal Att.

1, vs. Stonehill

Free Throws

0

Free Throw Att.

0

Minutes Played


4, vs. Stonehill

CAREER STATS

SEASON	TEAM	GP-GS	MIN/AVG	Field Goals		3-Point		F-Throws		Rebounds				Scoring							
				FG-FGA	FG%	3FG-3FGA	3FG%	FT-FTA	FT%	OFF	DEF	TOT	AVG	PF-FO	A	TO	BLK	STL	PTS	AVG	
2021-22	SJU	2-0	2/1.2	0-0	.000	0-0	.000	0-0	.000	0	0	0	0.0	0-0	0	0	0	0	0	0.0	
2022-23	SJU	7-0	8/1.1	0-1	.000	0-1	.000	0-2	.000	0	0	0	0.0	1-0	0	2	0	0	0	0.0	
2023-24	SJU	2-0	7/3.3	1-1	1.000	1-1	1.000	0-0	.000	0	1	1	0.5	1-0	0	0	0	0	0	3	1.5
TOTAL		11-0	17/1.5	1-2	.500	1-2	.500	0-2	.000	0	1	1	0.1	2-0	0	2	0	0	0	3	0.3

Single Game Highs

Statistic	Value
Points	3 vs Stonehill 11/14/23
Rebounds	1 vs Stonehill 11/14/23
FG Made	1 vs Stonehill 11/14/23
FG Attempts	1 vs Sacred Heart 12/19/22, vs Stonehill 11/14/23
3FG Made	1 vs Stonehill 11/14/23
3FG Attempts	1 vs Sacred Heart 12/19/22, vs Stonehill 11/14/23
FT Attempts	2 vs UAlbany 11/17/22



Charles COLEMAN

32

GRADUATE STUDENT | FORWARD/CENTER | 7-0 | 265 LBS | BOSTON, MA | DEXTER SOUTHFIELD

MAJOR

Business Administration

SEASON HIGHS

Points

2, 2x, last vs. Stonehill

Rebounds

1, vs. Stonehill

Assists

0

Blocks

0

Steals

0

Field Goals

1, 2x, last vs. Stonehill

Field Goal Att.

1, 2x, last vs. Stonehill

3-Points Field Goals

0

3-Point Field Goal Att.

0

Free Throws

0

Free Throw Att.

0

Minutes Played

9, vs. Stonehill

2023-24

- Scored two points versus Lafayette
- Added two points and a rebound versus Stonehill

2022-23

- Finished with four points and five rebounds at Temple
- Added three points in win over UAlbany
- Played two minutes in season opener versus #3 Houston
- Blocked a season-high three shots and added two points and four rebounds versus Rhode Island
- Finished with eight points and two rebounds against La Salle
- Added five points and five rebounds at Loyola Chicago
- Scored five points and added four rebounds, two assists and two blocked shot in a starting role versus Richmond

2021-22

- Appeared in 24 games
- Scored a season-high 18 points in Atlantic 10 Championship versus La Salle
- Ranked second on the team in field goal percentage (.447)

- Scored a six points against Drexel
- Grabbed seven rebounds versus Monmouth to go with two points and an assist
- Made first SJU start versus #24 USC
- Scored seven points at Massachusetts

2019-21 (at ECU)

- Two-year letterwinner
- Appeared in 39 games
- Led ECU in blocked shots as a freshman
- American Athletic Conference All-Academic Team

High School/Personal

- Four-year letterwinner at Dexter Southfield School
- Three-time All-New England Preparatory School Athletic Council Team selection
- 2017 and 2018 Pangos All-American Camp Honorable Mentions
- Averaged a double-double over his four years
- As a senior, averaged 16.0 points, 13.0 rebounds and 5.0 blocks per game
- Led DXSF to its first NEPSAC title in 2018

CAREER STATS

SEASON	TEAM	GP-GS	MIN/AVG	Field Goals		3-Point		F-Throws		Rebounds				Scoring						
				FG-FGA	FG%	3FG-3FGA	3FG%	FT-FTA	FT%	OFF	DEF	TOT	AVG	PF-FO	A	TO	BLK	STL	PTS	AVG
2019-20	ECU	30-20	499/16.6	37-85	.435	0-1	.000	15-34	.441	30	60	90	3.0	71-0	12	23	19	8	89	3.0
2020-21	ECU	9-0	50/5.5	2-8	.250	0-1	.000	3-5	.600	1	9	10	1.1	5-0	0	1	2	1	7	0.8
2021-22	SJU	24-1	252/10.5	21-47	.447	6-17	.353	7-17	.412	17	49	66	2.8	38-0	10	11	8	4	55	2.3
2022-23	SJU	26-6	242/9.3	19-44	.432	7-22	.318	5-11	.455	17	21	38	1.5	25-0	8	6	12	3	50	1.9
2023-24	SJU	2-0	12/6.0	2-2	1.000	0-0	.000	0-0	.000	0	1	1	0.5	1-0	0	1	0	0	4	2.0
TOTAL FOR SJU		52-7	506/9.7	42-93	.452	13-39	.333	12-28	.429	34	71	105	2.0	64-0	18	18	20	7	109	2.1
TOTAL		91-27	1056/11.6	81-186	.435	13-41	.317	30-67	.448	65	140	205	2.3	140-0	30	42	41	16	205	2.3

Single Game Highs

Statistic	Value	
Points	18	vs La Salle 03/09/22
Rebounds	11	vs La Salle 03/09/22
Assists	2	5 times
Steals	2	vs Campbell 12/14/19, at Cincinnati 01/19/20
Blocks	4	vs Charlotte 12/22/19
FG Made	7	vs La Salle 03/09/22
FG Attempts	9	vs La Salle 03/09/22
3FG Made	4	vs La Salle 03/09/22
3FG Attempts	5	vs La Salle 03/09/22
FT Made	3	vs Houston 01/29/20, at Rhode Island 01/12/22
FT Attempts	6	vs Coppin St. 12/03/19



Dasear HASKINS

35

FRESHMAN | FORWARD | 6-8 | 185 LBS | WILLINGBORO, NJ | CAMDEN

2023-24

- Redshirting the season

MAJOR

Communication Studies

SEASON HIGHS

Points

N/A

Rebounds

N/A

Assists

N/A

Blocks

N/A

Steals

N/A

Field Goals

N/A

Field Goal Att.

N/A

3-Points Field Goals

N/A

3-Point Field Goal Att.

N/A

Free Throws

N/A

Free Throw Att.

N/A

Minutes Played

N/A

High School/Personal

- Competed for nationally-ranked Camden High School
- As a senior, averaged 10 points, 4.7 rebounds and 1.7 assists per game
- Played for the the prestigious Nike EYBL circuit with the New Jersey Scholars

BOXSCORES



Official Basketball Box Score - Final
Lafayette at Saint Joseph's
 11/06/23 Hagan Arena, Philadelphia
 2023-24 Men's Basketball

Game Time: 7:00 PM
 Game Duration: 2:01
 Attendance: 1,793

Officials: Michael Kitis, Brian Zink, Edward Corbett, Jr.

Lafayette - 60 Record: 0-1

NO. Name	Min	FG	3P	FT	Rebounds	Fouls	TP	AS	TO	ST	Blocks	+/-
		M/A	M/A	M/A	OR DR TOT	PF					BS BA	
14 Kyle Jenkins	F 28:45	4-7	0-3	0-3	0 3 3	1 4	8	1	1	1	0 0	-17
15 Justin Vander Baan	C 20:08	2-8	2-3	0-0	2 1 3	4 1	6	0	3	0	4 0	-17
3 Devin Hines	G 25:52	5-9	3-5	2-2	0 5 5	1 2	15	1	2	0	0 0	-10
5 Erik Sondberg	G 27:52	1-4	0-1	5-6	2 4 6	6 3	7	2	1	1	0 0	-17
10 Mark Butler	G 18:31	1-4	0-1	0-2	0 1 1	1 1	2	1	2	0	0 0	-17
11 Luka Savicevic	G 18:43	0-4	0-4	0-0	1 2 3	3 0	0	2	2	0	0 0	-1
2 Jon Brantley	19:23	3-10	1-7	0-0	0 2 2	2 0	7	0	0	0	0 0	-11
4 Luke Rasmussen	15:36	1-4	1-3	1-2	0 2 2	1 2	4	1	0	0	0 0	-5
22 Chris Arizin	12:17	2-2	0-0	2-2	3 0 3	1 4	6	1	0	2	0 0	0
23 Joshua Wyche	05:56	0-1	0-0	2-2	2 2 4	2 1	2	2	3	0	0 0	-3
11 Isaiah Thompson	02:59	0-0	0-0	0-0	0 0 0	0 0	0	0	1	0	0 0	0
13 Mike Bednostin	02:59	0-0	0-0	0-0	0 0 0	1 0	0	0	0	0	0 0	-2
21 Andrew Phillips	02:59	1-1	1-1	0-0	0 0 0	0 0	3	0	0	0	0 0	2
Team					1 2 3			0	1			
Totals		20-54	8-28	12-19	11 24 35	19 18	60	11	16	6	4 0	-21

Technical Fouls: NONE

Shooting By Period

1st FG%	13-27	48.1%
3PT%	5-15	33.3%
FT%	4-4	100%
2nd FG%	7-27	25.9%
3PT%	3-13	23.1%
FT%	8-15	53.3%
GM FG%	20-54	37.0%
3PT%	8-28	28.6%
FT%	12-19	63.2%

Dead Ball Rebounds: 4, 0

Saint Joseph's - 81 Record: 1-0

NO. Name	Min	FG	3P	FT	Rebounds	Fouls	TP	AS	TO	ST	Blocks	+/-
		M/A	M/A	M/A	OR DR TOT	PF					BS BA	
0 Kacper Klaczek	F 26:39	4-10	1-5	0-1	1 5 6	2 1	9	3	1	2	0 2	22
13 Rashaer Fleming	F 20:48	5-8	2-4	2-3	1 3 4	3 2	14	0	2	1	0 0	19
2 Erik Reynolds II	G 30:46	6-13	4-8	2-2	0 1 1	3 2	18	4	2	0	1 22	22
3 Cameron Brown	G 26:51	3-9	2-7	2-3	2 3 5	1 4	10	3	0	1	0 0	13
5 Lynn Greer III	G 28:29	5-9	2-2	3-5	1 2 3	2 4	15	4	1	2	0 0	17
10 Shawn Simmons II	10:42	0-1	0-0	0-0	2 2 2	2 0	0	0	0	0	0 0	-5
1 Christian Winborne	13:20	1-2	1-1	0-0	0 2 2	1 0	3	2	1	0	1 6	6
11 Xzayvier Brown	18:04	3-5	0-2	0-3	2 2 2	0 3	6	1	0	1	0 0	4
23 Anthony Finkley	12:05	0-3	0-3	2-2	3 2 5	3 1	2	3	1	1	0 0	5
20 Chris Arizin	02:59	1-1	0-0	0-0	0 0 0	0 0	2	1	0	0	0 0	1
32 Charles Coleman	02:59	1-1	0-0	0-0	0 0 0	0 0	2	0	0	0	0 0	1
15 Cooper Vogel	02:06	0-1	0-0	0-0	0 0 0	0 0	0	0	0	0	0 0	0
24 Will Lange	02:06	0-0	0-0	0-2	0 0 0	1 0	0	0	0	0	0 0	0
25 Brian Geatens	02:06	0-0	0-0	0-0	0 0 0	0 1	0	0	0	0	0 0	0
Team					4 4 8			0	1			
Totals		29-63	12-34	11-21	12 26 38	18 19	81	21	9	8	0 4	21

Technical Fouls: NONE

Shooting By Period

1st FG%	13-34	38.2%
3PT%	7-18	38.9%
FT%	5-7	71.4%
2nd FG%	16-29	55.2%
3PT%	5-16	31.3%
FT%	6-14	42.9%
GM FG%	29-63	46.0%
3PT%	14-34	35.3%
FT%	11-21	52.4%

Dead Ball Rebounds: 8, 0

	LAF	SJU
Biggest lead	2 (1st 18:31)	24 (2nd 0:58)
Best Scoring Run	8 (1st 0:35)	12 (2nd 16:19)
Lead Changes	4	
Times Tied	0	
Time with Lead	01:21	38:38

Points from Turnovers	LAF	SJU
1st	7	22
2nd	20	34
TOT	27	56

Period by Period Scoring	1st	2nd	TOT
LAF	35	25	60
SJU	38	43	81



Official Basketball Box Score - Final
Penn at Saint Joseph's
 11/10/23 Hagan Arena, Philadelphia
 2023-24 Men's Basketball

Game Time: 6:30 PM
 Game Duration: 2:08
 Attendance: 2,738

Officials: Leslie Jones, Ed Corles, Mike Milner

Penn - 61 Record: 2-1

NO. Name	Min	FG	3P	FT	Rebounds	Fouls	TP	AS	TO	ST	Blocks	+/-
		M/A	M/A	M/A	OR DR TOT	PF					BS BA	
10 Ed Holland III	F 14:06	1-3	1-2	4-6	0 2 2	2 4	7	0	1	0	1 0	-4
13 Nick Spinoso	C 30:37	2-8	0-0	0-0	2 5 7	3 1	4	4	6	0	1 2	-4
0 Clark Slachert	G 38:17	11-17	5-8	0-1	0 1 1	2 2	27	2	2	1	1 0	-7
4 Tyler Perkins	G 30:28	3-11	1-4	1-2	3 2 5	4 3	8	1	4	2	0 0	-15
5 Cam Throver	G 26:38	1-8	0-3	1-2	0 5 5	1 1	3	3	2	0	0 0	-1
3 Johnnie Walter	G 17:30	1-4	0-1	0-0	3 3 6	0 0	2	0	1	0	0 0	-10
25 Augustus Gerhart	06:20	0-0	0-0	0-0	0 0 0	0 0	1	0	0	0	0 0	-1
40 George Smith	06:25	2-6	2-4	0-0	0 4 4	3 0	6	2	0	2	1 0	5
15 Andrew Laskowski	08:00	2-3	0-1	0-0	1 4 5	1 1	4	1	0	0	0 0	1
24 Reese McMullen	01:43	0-2	0-1	0-0	0 0 0	1 0	0	0	0	0	0 0	-1
35 Niklas Polonowski	00:16	0-0	0-0	0-0	0 0 0	0 0	0	0	0	0	0 0	0
Team					3 3 6			0	0			
Totals		23-62	9-24	6-11	12 29 41	17 13	61	13	16	5	2	-8

Technical Fouls: NONE

Shooting By Period

1st FG%	8-32	25.0%
3PT%	2-10	20.0%
FT%	2-4	50%
2nd FG%	15-30	50.0%
3PT%	7-14	50.0%
FT%	4-7	57.1%
GM FG%	23-62	37.1%
3PT%	9-24	37.5%
FT%	6-11	54.5%

Dead Ball Rebounds: 4, 0

Saint Joseph's - 69 Record: 2-0

NO. Name	Min	FG	3P	FT	Rebounds	Fouls	TP	AS	TO	ST	Blocks	+/-
		M/A	M/A	M/A	OR DR TOT	PF					BS BA	
13 Rashaer Fleming	F 20:07	4-7	0-3	0-0	1 6 7	2 0	5	1	2	0	0 0	17
22 Christ Essandoko	C 22:30	2-8	1-3	4-4	2 8 10	2 8	9	1	3	1	1 0	-6
2 Erik Reynolds II	G 33:31	4-13	1-6	4-4	0 1 1	2 2	13	2	2	2	1 2	2
3 Cameron Brown	G 31:22	3-8	2-6	0-0	0 3 3	1 1	8	2	1	0	0 0	1
5 Lynn Greer III	G 33:37	4-9	1-3	4-5	0 3 3	5 13	11	1	0	0	0 1	16
0 Kacper Klaczek	25:48	2-4	0-1	2-5	2 3 5	0 4	6	1	1	0	1 0	4
1 Christian Winborne	07:35	1-2	0-1	0-0	0 0 0	1 0	2	0	0	0	0 0	8
11 Xzayvier Brown	14:40	3-4	2-2	0-0	0 0 0	0 0	8	0	2	0	1 0	-2
10 Shawn Simmons II	06:42	0-3	0-0	0-0	1 0 1	1 0	0	0	0	0	0 0	-1
23 Anthony Finkley	04:08	1-2	0-0	0-0	0 0 0	1 0	2	0	0	0	0 0	1
Team					2 3 5			0	1			
Totals		24-60	7-25	14-18	8 27 35	13 17	69	17	10	7	2 5	8

Technical Fouls: NONE

Shooting By Period

1st FG%	11-29	37.9%
3PT%	3-10	30%
FT%	8-10	80%
2nd FG%	13-31	41.9%
3PT%	4-11	36.4%
FT%	6-8	75%
GM FG%	24-60	40.0%
3PT%	7-25	28.0%
FT%	14-18	77.8%

Dead Ball Rebounds: 3, 1

	PENN	SJU
Biggest lead	2 (1st 10:20)	19 (2nd 12:00)
Best Scoring Run	13 (2nd 8:39)	11 (1st 0:55)
Lead Changes	2	
Times Tied	1	
Time with Lead	00:12	37:55

Points from Turnovers	PENN	SJU
Paint	28	34
Second Chance	11	11
Fast Breaks	2	7
Bench	12	18

Period by Period Scoring	1st	2nd	TOT
PENN	20	41	61
SJU	33	36	69



Official Basketball Box Score - Final
Stonehill at Saint Joseph's
 11/14/23 Hagan Arena, Philadelphia
 2023-24 Men's Basketball

Game Time: 7:00 PM
 Game Duration: 1:59
 Attendance: 1,734

Officials: Bill Covington, Jr., Adam Flores, Chase Shaw

Stonehill - 56 Record: 1-3

NO. Name	Min	FG	3P	FT	Rebounds	Fouls	TP	AS	TO	ST	Blocks	+/-
		M/A	M/A	M/A	OR DR TOT	PF					BS BA	
2 Max Zegarowski	F 30:02	2-8	1-5	2-2	0 3 3	5 2	3	0	1	1	0 2	-39
22 Pano Pavlidis	F 11:37	0-1	0-0	0-0	1 1 2	1 0	0	0	1	0	0 0	-11
3 Jackson Benigni	G 26:42	1-8	1-3	0-0	0 1 1	2 3	0	0	1	0	2 0	-40
10 Tony Felder	G 29:06	3-9	2-7	3-4	2 2 4	2 2	11	1	4	1	0 0	-35
11 Shane O'Dell	G 20:03	6-15	1-4	3-5	2 2 4	2 4	16	2	1	1	0 2	-11
15 Louie Semona	09:12	0-3	0-2	0-0	1 1 0	0 0	2	0	0	0	1 0	-20
21 Todd Brogna	17:23	1-4	1-3	0-0	0 3 3	0 0	3	1	0	0	2 1	-32
5 Chas Simson	18:04	2-4	0-1	4-5	0 2 2	2 3	0	0	1	0	0 0	-16
33 Ethan Meuser	12:01	0-2	0-2	0-0	0 0 0	2 0	0	1	1	0	0 0	-8
20 Nathan McGill	08:05	0-1	0-0	0-0	0 0 0	0 0	0	0	0	0	0 0	-9
4 Seyphon Triplett	01:46	0-0	0-0	0-0	0 0 0	0 0	0	0	2	0	0 0	-2
1 Austin Abrams	11:32	2-5	1-3	2-2	0 1 1	1 1	7	0	2	0	0 0	-3
12 Thatcher Stone	01:29	0-0	0-0	0-0	1 0 1	0 0	0	0	0	0	0 0	2
30 Will Rywolt	01:29	0-2	0-1	0-0	1 1 2	0 0	0	0	0	0	0 0	2
34 Neal Marquardt	01:29	0-0	0-0	1-2	1 0 1	0 1	1	0	0	0	0 0	2
Team					4 2 6			0	0			
Totals		17-62	7-31	15-20	9 17 26	13 17	56	8	15	7	2	-44

Technical Fouls: NONE

Shooting By Period

1st FG%	5-25	20.0%
3PT%	3-12	25.0%
FT%	6-7	85.7%
2nd FG%	12-37	32.4%
3PT%	4-19	21.1%
FT%	9-13	69.2%



**2023-24 Saint Joseph's Men's Basketball
Team High/Low Analysis
All games**

Saint Joseph's - Game Highs

POINTS	100		Stonehill (11/14/2023)
	81		Lafayette (11/06/2023)
	69		Penn (11/10/2023)
	54		Tex. A&M-Commerce (11/17/2023)
FIELD GOALS MADE	39		Stonehill (11/14/2023)
	29		Lafayette (11/06/2023)
FIELD GOAL ATTEMPTS	66		Tex. A&M-Commerce (11/17/2023)
	66		Stonehill (11/14/2023)
FIELD GOAL PERCENTAGE	.591	(39-66)	Stonehill (11/14/2023)
	.460	(29-63)	Lafayette (11/06/2023)
3 PT FG MADE	15		Stonehill (11/14/2023)
	12		Lafayette (11/06/2023)
3 PT FG ATTEMPTS	36		Stonehill (11/14/2023)
	34		Lafayette (11/06/2023)
3 PT FG PERCENTAGE	.417	(15-36)	Stonehill (11/14/2023)
	.353	(12-34)	Lafayette (11/06/2023)
FREE THROWS MADE	14		Penn (11/10/2023)
	12		Tex. A&M-Commerce (11/17/2023)
FREE THROW ATTEMPTS	21		Lafayette (11/06/2023)
	18		Penn (11/10/2023)
FREE THROW PERCENTAGE	.778	(14-18)	Penn (11/10/2023)
	.778	(7-9)	Stonehill (11/14/2023)
REBOUNDS	46		Tex. A&M-Commerce (11/17/2023)
	45		Stonehill (11/14/2023)
ASSISTS	26		Stonehill (11/14/2023)
	21		Lafayette (11/06/2023)
STEALS	8		Lafayette (11/06/2023)
	7		Tex. A&M-Commerce (11/17/2023)
	7		Penn (11/10/2023)
BLOCKED SHOTS	9		Stonehill (11/14/2023)
	3		Tex. A&M-Commerce (11/17/2023)
TURNOVERS	14		Stonehill (11/14/2023)
	11		Tex. A&M-Commerce (11/17/2023)
FOULS	18		Tex. A&M-Commerce (11/17/2023)
	18		Lafayette (11/06/2023)



**2023-24 Saint Joseph's Men's Basketball
Team High/Low Analysis
All games**

Opponent - Game Highs

POINTS	61		Penn (11/10/2023)
	60		Lafayette (11/06/2023)
	57		Tex. A&M-Commerce (11/17/2023)
	56		Stonehill (11/14/2023)
FIELD GOALS MADE	23		Penn (11/10/2023)
	21		Tex. A&M-Commerce (11/17/2023)
FIELD GOAL ATTEMPTS	62		Stonehill (11/14/2023)
	62		Penn (11/10/2023)
FIELD GOAL PERCENTAGE	.371	(23-62)	Penn (11/10/2023)
	.370	(20-54)	Lafayette (11/06/2023)
3 PT FG MADE	9		Penn (11/10/2023)
	8		Lafayette (11/06/2023)
3 PT FG ATTEMPTS	31		Stonehill (11/14/2023)
	28		Lafayette (11/06/2023)
3 PT FG PERCENTAGE	.375	(9-24)	Penn (11/10/2023)
	.286	(8-28)	Lafayette (11/06/2023)
FREE THROWS MADE	15		Stonehill (11/14/2023)
	12		Lafayette (11/06/2023)
FREE THROW ATTEMPTS	20		Stonehill (11/14/2023)
	19		Lafayette (11/06/2023)
FREE THROW PERCENTAGE	.750	(15-20)	Stonehill (11/14/2023)
	.632	(12-19)	Lafayette (11/06/2023)
REBOUNDS	43		Tex. A&M-Commerce (11/17/2023)
	41		Penn (11/10/2023)
ASSISTS	13		Penn (11/10/2023)
	11		Tex. A&M-Commerce (11/17/2023)
	11		Lafayette (11/06/2023)
STEALS	8		Tex. A&M-Commerce (11/17/2023)
	7		Stonehill (11/14/2023)
BLOCKED SHOTS	6		Tex. A&M-Commerce (11/17/2023)
	5		Penn (11/10/2023)
TURNOVERS	16		Penn (11/10/2023)
	16		Lafayette (11/06/2023)
FOULS	19		Lafayette (11/06/2023)
	17		Tex. A&M-Commerce (11/17/2023)
	17		Penn (11/10/2023)



**2023-24 Saint Joseph's Men's Basketball
Team High/Low Analysis
All games**

Saint Joseph's - Game Lows

POINTS	54		Tex. A&M-Commerce (11/17/2023)
	69		Penn (11/10/2023)
	81		Lafayette (11/06/2023)
	100		Stonehill (11/14/2023)
FIELD GOALS MADE	18		Tex. A&M-Commerce (11/17/2023)
	24		Penn (11/10/2023)
FIELD GOAL ATTEMPTS	60		Penn (11/10/2023)
	63		Lafayette (11/06/2023)
FIELD GOAL PERCENTAGE	.273	(18-66)	Tex. A&M-Commerce (11/17/2023)
	.400	(24-60)	Penn (11/10/2023)
3 PT FG MADE	6		Tex. A&M-Commerce (11/17/2023)
	7		Penn (11/10/2023)
3 PT FG ATTEMPTS	25		Penn (11/10/2023)
	30		Tex. A&M-Commerce (11/17/2023)
3 PT FG PERCENTAGE	.200	(6-30)	Tex. A&M-Commerce (11/17/2023)
	.280	(7-25)	Penn (11/10/2023)
FREE THROWS MADE	7		Stonehill (11/14/2023)
	11		Lafayette (11/06/2023)
FREE THROW ATTEMPTS	9		Stonehill (11/14/2023)
	16		Tex. A&M-Commerce (11/17/2023)
FREE THROW PERCENTAGE	.524	(11-21)	Lafayette (11/06/2023)
	.750	(12-16)	Tex. A&M-Commerce (11/17/2023)
REBOUNDS	35		Penn (11/10/2023)
	38		Lafayette (11/06/2023)
ASSISTS	7		Tex. A&M-Commerce (11/17/2023)
	17		Penn (11/10/2023)
STEALS	6		Stonehill (11/14/2023)
	7		Tex. A&M-Commerce (11/17/2023)
	7		Penn (11/10/2023)
BLOCKED SHOTS	0		Lafayette (11/06/2023)
	2		Penn (11/10/2023)
TURNOVERS	9		Lafayette (11/06/2023)
	10		Penn (11/10/2023)
FOULS	13		Penn (11/10/2023)
	17		Stonehill (11/14/2023)



**2023-24 Saint Joseph's Men's Basketball
Team High/Low Analysis
All games**

Opponent - Game Lows

POINTS	56		Stonehill (11/14/2023)
	57		Tex. A&M-Commerce (11/17/2023)
	60		Lafayette (11/06/2023)
	61		Penn (11/10/2023)
FIELD GOALS MADE	17		Stonehill (11/14/2023)
	20		Lafayette (11/06/2023)
FIELD GOAL ATTEMPTS	54		Lafayette (11/06/2023)
	58		Tex. A&M-Commerce (11/17/2023)
FIELD GOAL PERCENTAGE	.274	(17-62)	Stonehill (11/14/2023)
	.362	(21-58)	Tex. A&M-Commerce (11/17/2023)
3 PT FG MADE	7		Tex. A&M-Commerce (11/17/2023)
	7		Stonehill (11/14/2023)
3 PT FG ATTEMPTS	24		Penn (11/10/2023)
	26		Tex. A&M-Commerce (11/17/2023)
3 PT FG PERCENTAGE	.226	(7-31)	Stonehill (11/14/2023)
	.269	(7-26)	Tex. A&M-Commerce (11/17/2023)
FREE THROWS MADE	6		Penn (11/10/2023)
	8		Tex. A&M-Commerce (11/17/2023)
FREE THROW ATTEMPTS	11		Penn (11/10/2023)
	17		Tex. A&M-Commerce (11/17/2023)
FREE THROW PERCENTAGE	.471	(8-17)	Tex. A&M-Commerce (11/17/2023)
	.545	(6-11)	Penn (11/10/2023)
REBOUNDS	26		Stonehill (11/14/2023)
	35		Lafayette (11/06/2023)
ASSISTS	8		Stonehill (11/14/2023)
	11		Tex. A&M-Commerce (11/17/2023)
	11		Lafayette (11/06/2023)
STEALS	5		Penn (11/10/2023)
	6		Lafayette (11/06/2023)
BLOCKED SHOTS	2		Stonehill (11/14/2023)
	4		Lafayette (11/06/2023)
TURNOVERS	12		Tex. A&M-Commerce (11/17/2023)
	15		Stonehill (11/14/2023)
FOULS	13		Stonehill (11/14/2023)
	17		Tex. A&M-Commerce (11/17/2023)
	17		Penn (11/10/2023)



**2023-24 Saint Joseph's Men's Basketball
Player Highs Analysis
All games**

Saint Joseph's - Individual Game Highs

POINTS	21		Xzayvier Brown vs Stonehill (11/14/2023)
	18		Erik Reynolds II vs Lafayette (11/06/2023)
	15		Erik Reynolds II vs Stonehill (11/14/2023)
	15		Lynn Greer III vs Lafayette (11/06/2023)
	14		Rasheer Fleming vs Stonehill (11/14/2023)
	14		Rasheer Fleming vs Lafayette (11/06/2023)
FIELD GOALS MADE	8		Xzayvier Brown vs Stonehill (11/14/2023)
	6		Rasheer Fleming vs Stonehill (11/14/2023)
	6		Erik Reynolds II vs Lafayette (11/06/2023)
FIELD GOAL ATTEMPTS	13		Erik Reynolds II vs Penn (11/10/2023)
	13		Erik Reynolds II vs Lafayette (11/06/2023)
FIELD GOAL PERCENTAGE (min 5 made)	.727	(8-11)	Xzayvier Brown vs Stonehill (11/14/2023)
	.714	(5-7)	Erik Reynolds II vs Stonehill (11/14/2023)
3 PT FG MADE	5		Erik Reynolds II vs Stonehill (11/14/2023)
	4		Erik Reynolds II vs Lafayette (11/06/2023)
3 PT FG ATTEMPTS	10		Erik Reynolds II vs Tex. A&M-Commerce (11/17/2023)
	8		Erik Reynolds II vs Lafayette (11/06/2023)
3 PT FG PERCENTAGE (min 2 made)	1.000	(2-2)	Xzayvier Brown vs Penn (11/10/2023)
	1.000	(2-2)	Lynn Greer III vs Lafayette (11/06/2023)
FREE THROWS MADE	4		Christ Essandoko vs Penn (11/10/2023)
	4		Erik Reynolds II vs Penn (11/10/2023)
	4		Lynn Greer III vs Penn (11/10/2023)
FREE THROW ATTEMPTS	5		Kacper Klaczek vs Tex. A&M-Commerce (11/17/2023)
	5		Kacper Klaczek vs Penn (11/10/2023)
	5		Lynn Greer III vs Penn (11/10/2023)
	5		Lynn Greer III vs Lafayette (11/06/2023)
FREE THROW PERCENTAGE (min 3 made)	1.000	(4-4)	Erik Reynolds II vs Penn (11/10/2023)
	1.000	(4-4)	Christ Essandoko vs Penn (11/10/2023)
	1.000	(3-3)	Xzayvier Brown vs Tex. A&M-Commerce (11/17/2023)
REBOUNDS	10		Christ Essandoko vs Penn (11/10/2023)
	8		Cameron Brown vs Tex. A&M-Commerce (11/17/2023)
ASSISTS	11		Lynn Greer III vs Penn (11/10/2023)
	4		Xzayvier Brown vs Stonehill (11/14/2023)
	4		Kacper Klaczek vs Stonehill (11/14/2023)
	4		Erik Reynolds II vs Stonehill (11/14/2023)
	4		Lynn Greer III vs Lafayette (11/06/2023)
	4		Erik Reynolds II vs Lafayette (11/06/2023)
STEALS	2		Cameron Brown vs Tex. A&M-Commerce (11/17/2023)
	2		Shawn Simmons II vs Stonehill (11/14/2023)
	2		Xzayvier Brown vs Penn (11/10/2023)
	2		Erik Reynolds II vs Penn (11/10/2023)
	2		Rasheer Fleming vs Penn (11/10/2023)
	2		Lynn Greer III vs Lafayette (11/06/2023)
	2		Kacper Klaczek vs Lafayette (11/06/2023)
BLOCKED SHOTS	3		Christ Essandoko vs Stonehill (11/14/2023)
	3		Rasheer Fleming vs Stonehill (11/14/2023)
TURNOVERS	4		Lynn Greer III vs Tex. A&M-Commerce (11/17/2023)
	4		Xzayvier Brown vs Stonehill (11/14/2023)
FOULS	4		Xzayvier Brown vs Tex. A&M-Commerce (11/17/2023)
	4		Erik Reynolds II vs Tex. A&M-Commerce (11/17/2023)



**2023-24 Saint Joseph's Men's Basketball
Player Highs Analysis
All games**

Opponent - Individual Game Highs

POINTS	27		Clark Slajchert vs Penn (11/10/2023)
	16		Shane O'Dell vs Stonehill (11/14/2023)
	15		Tommie Lewis vs Tex. A&M-Commerce (11/17/2023)
	15		Devin Hines vs Lafayette (11/06/2023)
	11		Tony Felder vs Stonehill (11/14/2023)
FIELD GOALS MADE	11		Clark Slajchert vs Penn (11/10/2023)
	6		Shane O'Dell vs Stonehill (11/14/2023)
FIELD GOAL ATTEMPTS	17		Clark Slajchert vs Penn (11/10/2023)
	15		Shane O'Dell vs Stonehill (11/14/2023)
FIELD GOAL PERCENTAGE (min 5 made)	.647	(11-17)	Clark Slajchert vs Penn (11/10/2023)
	.556	(5-9)	Devin Hines vs Lafayette (11/06/2023)
3 PT FG MADE	5		Clark Slajchert vs Penn (11/10/2023)
	3		Tommie Lewis vs Tex. A&M-Commerce (11/17/2023)
	3		Devin Hines vs Lafayette (11/06/2023)
3 PT FG ATTEMPTS	8		Clark Slajchert vs Penn (11/10/2023)
	7		Tony Felder vs Stonehill (11/14/2023)
	7		Jon Brantley vs Lafayette (11/06/2023)
3 PT FG PERCENTAGE (min 2 made)	.667	(2-3)	Justin Vander Baan vs Lafayette (11/06/2023)
	.625	(5-8)	Clark Slajchert vs Penn (11/10/2023)
FREE THROWS MADE	5		Eric Sondberg vs Lafayette (11/06/2023)
	4		Tommie Lewis vs Tex. A&M-Commerce (11/17/2023)
	4		Chas Stinson vs Stonehill (11/14/2023)
	4		Ed Holland III vs Penn (11/10/2023)
FREE THROW ATTEMPTS	9		Tommie Lewis vs Tex. A&M-Commerce (11/17/2023)
	6		Ed Holland III vs Penn (11/10/2023)
	6		Eric Sondberg vs Lafayette (11/06/2023)
FREE THROW PERCENTAGE (min 3 made)	.833	(5-6)	Eric Sondberg vs Lafayette (11/06/2023)
	.800	(4-5)	Chas Stinson vs Stonehill (11/14/2023)
REBOUNDS	10		Tommie Lewis vs Tex. A&M-Commerce (11/17/2023)
	7		Jerome Brewer, Jr. vs Tex. A&M-Commerce (11/17/2023)
	7		Nick Spinoso vs Penn (11/10/2023)
ASSISTS	4		James "Pop" Weathers vs Tex. A&M-Commerce (11/17/2023)
	4		Nick Spinoso vs Penn (11/10/2023)
STEALS	3		Tommie Lewis vs Tex. A&M-Commerce (11/17/2023)
	2		Evan Phelps vs Tex. A&M-Commerce (11/17/2023)
	2		KC Ugwuakazi vs Tex. A&M-Commerce (11/17/2023)
	2		Austin Abrams vs Stonehill (11/14/2023)
	2		George Smith vs Penn (11/10/2023)
	2		Tyler Perkins vs Penn (11/10/2023)
	2		Chris Rubayo vs Lafayette (11/06/2023)
	2		Mark Butler vs Lafayette (11/06/2023)
	2		Mark Butler vs Lafayette (11/06/2023)
BLOCKED SHOTS	4		Justin Vander Baan vs Lafayette (11/06/2023)
	2		Zondrick Garrett vs Tex. A&M-Commerce (11/17/2023)
	2		Jerome Brewer, Jr. vs Tex. A&M-Commerce (11/17/2023)
	2		Todd Brogna vs Stonehill (11/14/2023)
TURNOVERS	6		Nick Spinoso vs Penn (11/10/2023)
	4		Kalen Williams vs Tex. A&M-Commerce (11/17/2023)
	4		Tony Felder vs Stonehill (11/14/2023)
	4		Jackson Benigni vs Stonehill (11/14/2023)
	4		Tyler Perkins vs Penn (11/10/2023)
FOULS	4		Alonzo Dodd vs Tex. A&M-Commerce (11/17/2023)
	4		Tyler Perkins vs Penn (11/10/2023)
	4		Justin Vander Baan vs Lafayette (11/06/2023)



**2023-24 Saint Joseph's Men's Basketball
Category Leaders
All games**

Points

##	Player	G	Pts	Pts/G
2	Reynolds II, Erik	4	57	14.3
5	Greer III, Lynn	4	48	12.0
11	Brown, Xzayvier	4	46	11.5
13	Fleming, Rasheer	4	42	10.5
3	Brown, Cameron	4	35	8.8
0	Klaczek, Kacper	4	28	7.0
22	Essandoko, Christ	3	12	4.0
1	Winborne, Christian	3	11	3.7
20	Arizin, Chris	2	7	3.5
23	Finkley, Anthony	4	7	1.8
32	Coleman, Charles	2	4	2.0
25	Geatens, Brian	2	3	1.5
24	Lange, Will	2	2	1.0
10	Simmons II, Shawn	4	2	0.5

Scoring Average

##	Player	G	Pts	Pts/G
2	Reynolds II, Erik	4	57	14.3
5	Greer III, Lynn	4	48	12.0
11	Brown, Xzayvier	4	46	11.5
13	Fleming, Rasheer	4	42	10.5
3	Brown, Cameron	4	35	8.8
0	Klaczek, Kacper	4	28	7.0
22	Essandoko, Christ	3	12	4.0
1	Winborne, Christian	3	11	3.7
20	Arizin, Chris	2	7	3.5
32	Coleman, Charles	2	4	2.0
23	Finkley, Anthony	4	7	1.8
25	Geatens, Brian	2	3	1.5
24	Lange, Will	2	2	1.0
10	Simmons II, Shawn	4	2	0.5

Field Goal Percentage

##	Player	FG	Att	Pct
20	Arizin, Chris	3	3	1.000
32	Coleman, Charles	2	2	1.000
25	Geatens, Brian	1	1	1.000
11	Brown, Xzayvier	18	31	.581
5	Greer III, Lynn	17	33	.515
1	Winborne, Christian	5	10	.500
13	Fleming, Rasheer	17	35	.486
2	Reynolds II, Erik	18	45	.400
0	Klaczek, Kacper	10	27	.370
3	Brown, Cameron	13	38	.342
22	Essandoko, Christ	3	10	.300
23	Finkley, Anthony	2	10	.200
10	Simmons II, Shawn	1	6	.167

Field Goal Attempts

##	Player	G	Att	Att/G
2	Reynolds II, Erik	4	45	11.3
3	Brown, Cameron	4	38	9.5
13	Fleming, Rasheer	4	35	8.8
5	Greer III, Lynn	4	33	8.3
11	Brown, Xzayvier	4	31	7.8

Field Goals Made

##	Player	G	Made	Made/G
2	Reynolds II, Erik	4	18	4.5
11	Brown, Xzayvier	4	18	4.5
5	Greer III, Lynn	4	17	4.3
13	Fleming, Rasheer	4	17	4.3
3	Brown, Cameron	4	13	3.3



**2023-24 Saint Joseph's Men's Basketball
Category Leaders
All games**

3-Point FG Percentage

##	Player	3FG	Att	Pct
20	Arizin, Chris	1	1	1.000
25	Geatens, Brian	1	1	1.000
5	Greer III, Lynn	5	8	.625
2	Reynolds II, Erik	13	31	.419
11	Brown, Xzayvier	5	13	.385
22	Essandoko, Christ	1	3	.333
3	Brown, Cameron	7	24	.292
1	Winborne, Christian	1	4	.250
13	Fleming, Rasheer	3	13	.231
0	Klaczek, Kacper	2	13	.154
23	Finkley, Anthony	1	8	.125

3-Point FG Attempts

##	Player	G	Att	Att/G
2	Reynolds II, Erik	4	31	7.8
3	Brown, Cameron	4	24	6.0
11	Brown, Xzayvier	4	13	3.3
13	Fleming, Rasheer	4	13	3.3
0	Klaczek, Kacper	4	13	3.3

3-Point FG Made

##	Player	G	Made	Made/G
2	Reynolds II, Erik	4	13	3.3
3	Brown, Cameron	4	7	1.8
5	Greer III, Lynn	4	5	1.3
11	Brown, Xzayvier	4	5	1.3
13	Fleming, Rasheer	4	3	0.8

Free Throw Percentage

##	Player	Made	Att	Pct
2	Reynolds II, Erik	8	8	1.000
23	Finkley, Anthony	2	2	1.000
22	Essandoko, Christ	5	6	.833
5	Greer III, Lynn	9	12	.750
13	Fleming, Rasheer	5	7	.714
3	Brown, Cameron	2	3	.667
11	Brown, Xzayvier	5	8	.625
24	Lange, Will	2	4	.500
0	Klaczek, Kacper	6	13	.462

Free Throw Attempts

##	Player	G	Att	Att/G
0	Klaczek, Kacper	4	13	3.3
5	Greer III, Lynn	4	12	3.0
2	Reynolds II, Erik	4	8	2.0
11	Brown, Xzayvier	4	8	2.0
13	Fleming, Rasheer	4	7	1.8

Free Throws Made

##	Player	G	Made	Made/G
5	Greer III, Lynn	4	9	2.3
2	Reynolds II, Erik	4	8	2.0
0	Klaczek, Kacper	4	6	1.5
11	Brown, Xzayvier	4	5	1.3
13	Fleming, Rasheer	4	5	1.3

Rebounds

##	Player	G	Reb	Reb/G
13	Fleming, Rasheer	4	21	5.3
3	Brown, Cameron	4	20	5.0
22	Essandoko, Christ	3	20	6.7
0	Klaczek, Kacper	4	17	4.3
23	Finkley, Anthony	4	16	4.0

Assists

##	Player	G	Ast	Ast/G
5	Greer III, Lynn	4	20	5.0
2	Reynolds II, Erik	4	10	2.5
3	Brown, Cameron	4	9	2.3
0	Klaczek, Kacper	4	8	2.0
11	Brown, Xzayvier	4	6	1.5

Rebounds Average

##	Player	G	Reb	Reb/G
22	Essandoko, Christ	3	20	6.7
13	Fleming, Rasheer	4	21	5.3
3	Brown, Cameron	4	20	5.0
0	Klaczek, Kacper	4	17	4.3
23	Finkley, Anthony	4	16	4.0

Steals

##	Player	G	Stl	Stl/G
11	Brown, Xzayvier	4	5	1.3
5	Greer III, Lynn	4	4	1.0
13	Fleming, Rasheer	4	4	1.0
3	Brown, Cameron	4	4	1.0
0	Klaczek, Kacper	4	4	1.0



**2023-24 Saint Joseph's Men's Basketball
Category Leaders
All games**

Offensive Rebounds

##	Player	G	OReb	OReb/G
13	Fleming, Rasheer	4	8	2.0
3	Brown, Cameron	4	6	1.5
0	Klaczek, Kacper	4	5	1.3
23	Finkley, Anthony	4	5	1.3
22	Essandoko, Christ	3	3	1.0

Blocked Shots

##	Player	G	Blk	Blk/G
13	Fleming, Rasheer	4	4	1.0
22	Essandoko, Christ	3	4	1.3
2	Reynolds II, Erik	4	2	0.5
0	Klaczek, Kacper	4	2	0.5
10	Simmons II, Shawn	4	2	0.5

Defensive Rebounds

##	Player	G	DReb	DReb/G
22	Essandoko, Christ	3	17	5.7
3	Brown, Cameron	4	14	3.5
13	Fleming, Rasheer	4	13	3.3
11	Brown, Xzayvier	4	12	3.0
0	Klaczek, Kacper	4	12	3.0

Minutes

##	Player	G	Min	Min/G
2	Reynolds II, Erik	4	114	28:31
3	Brown, Cameron	4	113	28:17
5	Greer III, Lynn	4	106	26:23
0	Klaczek, Kacper	4	96	23:53
11	Brown, Xzayvier	4	85	21:16

Fouls

##	Player	G	PF	PF/G
2	Reynolds II, Erik	4	10	2.5
5	Greer III, Lynn	4	10	2.5
13	Fleming, Rasheer	4	9	2.3
23	Finkley, Anthony	4	6	1.5
11	Brown, Xzayvier	4	5	1.3

Turnovers

##	Player	G	TO	TO/G
22	Essandoko, Christ	3	8	2.7
5	Greer III, Lynn	4	7	1.8
2	Reynolds II, Erik	4	6	1.5
13	Fleming, Rasheer	4	5	1.3
11	Brown, Xzayvier	4	4	1.0

Foul Outs

##	Player	G	FO
----	--------	---	----

NCAA RANKING - TEAM

Statistic	National Rank	Conference Rank	Value	National Leader	Value	Conference Leader	Value
Assist/Turnover Ratio (351 ranked)	50	4	1.61	Iowa	3.11	Massachusetts	2.38
Assists Per Game (351 ranked)	47	3	17.8	Kansas	27.0	Massachusetts	19.0
Bench Points per game (351 ranked)	159	7	25.25	New Orleans	51.00	Massachusetts	30.33
Blocks Per Game (350 ranked)	177	8	3.5	Western Ill.	9.0	Duquesne	6.2
Effective FG pct (351 ranked)	183	12	0.510	Creighton	0.672	Rhode Island	0.581
Fastbreak Points (351 ranked)	138	7	12.25	Bethune-Cookman	31.33	Saint Louis	19.60
Field Goal Percentage (351 ranked)	222	12	43.1	UTEP	57.9	Rhode Island	53.5
Field Goal Percentage Defense (351 ranked)	14	2	34.3	Southern Miss.	31.6	George Washington	33.2
Fouls Per Game (351 ranked)	122	6	16.5	Creighton	9.0	George Washington	12.3
Free Throw Attempts Per Game (351 ranked)	293	15	16.0	Alabama A&M	36.0	Saint Louis	29.0
Free Throw Percentage (351 ranked)	205	11	68.8	Columbia	85.9	George Washington	82.0
Free Throws Made Per Game (351 ranked)	282	15	11.0	Alabama New Orleans	24.0	Saint Louis	20.4
Rebound Margin (351 ranked)	130	3	4.8	Arizona Gonzaga	23.5	Rhode Island	11.7
Rebounds (Defensive) Per Game (351 ranked)	64	3	29.75	Kennesaw St.	40.33	George Washington	36.33
Rebounds (Offensive) Per Game (351 ranked)	177	6	11.25	Eastern Ky.	20.00	Massachusetts	16.67
Rebounds Per Game (351 ranked)	89	5	41.00	Kennesaw St.	57.67	Rhode Island	43.67
Scoring Defense (351 ranked)	25	1	58.5	Iowa St.	48.7	Saint Joseph's	58.5
Scoring Margin (351 ranked)	74	3	17.5	Iowa St.	42.3	George Washington	20.7
Scoring Offense (351 ranked)	183	8	76.0	Eastern Ky.	105.0	Massachusetts	89.7
Steals Per Game (351 ranked)	165	9	7.0	Bethune-Cookman	19.7	Massachusetts Richmond	10.3 10.3
Three Point Attempts Per Game (351 ranked)	11	1	31.2	Kennesaw St.	36.7	Saint Joseph's	31.2
Three Point Percentage (351 ranked)	196	12	32.0	Colorado	51.7	Saint Louis	42.9
Three Point Percentage Defense (351 ranked)	95	1	28.4	Louisiana	11.9	Saint Joseph's	28.4
Three Pointers Per Game (351 ranked)	41	2	10.0	Akron BYU Creighton	13.3 13.3 13.3	Duquesne	10.4
Turnover Margin (351 ranked)	77	5	3.8	Iowa St.	13.7	Richmond	9.0
Turnovers Forced Per Game (351 ranked)	107	5	14.75	Bethune-Cookman	26.00	Fordham	18.00
Turnovers Per Game (351 ranked)	89	6	11.0	Richmond	6.7	Richmond	6.7
Winning Percentage (330 ranked)	82	7	75.0	77 teams tied	100.0	4 teams tied	100.0

NCAA RANKING - INDIVIDUAL

Statistic	Player	National Rank	Conference Rank	Value	National Leader	Value	Conference Leader	Value
Assist/Turnover Ratio (349 ranked)	Lynn Greer III	128	9	2.86	Dasonte Bowen, Iowa	17.00	Kobe Elvis, Dayton	8.00
Assists (326 ranked)	Lynn Greer III	33	2	20	Jared Bynum, Stanford Savion Lewis, Quinnipiac Jamal Shead, Houston	33 33 33	Jimmy Clark III, Duquesne	21
Assists Per Game (347 ranked)	Lynn Greer III	63	3	5.0	Braden Smith, Purdue	8.3	Zeb Jackson, VCU	6.7
Blocks (213 ranked)	Christ Essandoko Rasheer Fleming	213 213	13 13	4 4	DeShang Weaver, Oral Roberts	15	David Dixon, Duquesne	11
Blocks Per Game (276 ranked)	Christ Essandoko Rasheer Fleming	159 276	8 14	1.33 1.00	Justin Abson, App State Isaiah Cozart, Eastern Ky.	4.00 4.00	Babatunde Akingbola, George Washington	3.00
Double Doubles (63 ranked)	Lynn Greer III	63	2	1	11 players tied	3	Keyshawn Hall, George Mason	2
Field Goal Attempts (329 ranked)	Erik Reynolds II	203	4	45	Tommy Bruner, Denver	83	Dae Dae Grant, Duquesne	75
Field Goal Percentage (349 ranked)					Brandon Weatherspoon, Fla. Atlantic	90.9	Jaden House, Rhode Island	65.7
Field Goals (296 ranked)					Kenyon Giles, Radford	37	Jimmy Clark III, Duquesne	36
Free Throw Attempts (295 ranked)					Jamal West Jr., Nicholls	48	Tim Dalger, Saint Louis DaRon Holmes II, Dayton	33 33
Free Throw Percentage (350 ranked)					43 players tied	100.0	Daryl Banks III, St. Bonaventure Garrett Johnson, George Washington Braden Norris, Loyola Chicago	100.0 100.0 100.0
Free Throws (278 ranked)					Jamal West Jr., Nicholls	36	DaRon Holmes II, Dayton	28
Minutes Per Game (349 ranked)					Kareem Thompson, Oral Roberts	39:35	Anwar Gill, La Salle	37:28
Points (345 ranked)	Erik Reynolds II	248	8	57	Tommy Bruner, Denver	121	Dae Dae Grant, Duquesne	101
Points Per Game (343 ranked)					Tucker DeVries, Drake	28.5	Jaden House, Rhode Island	20.7
Rebounds (324 ranked)					Michael Ajayi, Pepperdine	56	Fousseyni Drame, Duquesne	38
Rebounds (Defensive) Per Game (318 ranked)	Christ Essandoko	140	6	5.67	Dillon Jones, Weber St.	10.67	Keyshawn Hall, George Mason	9.33
Rebounds (Offensive) Per Game (310 ranked)					Isaiah Cozart, Eastern Ky.	7.00	Matt Cross, Massachusetts	5.00
Rebounds Per Game (346 ranked)	Christ Essandoko	273	10	6.7	Armando Bacot, North Carolina Enrique Freeman, Akron	13.3 13.3	Keyshawn Hall, George Mason	10.7
Steals (246 ranked)					Damani McEntire, Bethune-Cookman	19	Jimmy Clark III, Duquesne	16
Steals Per Game (287 ranked)					Damani McEntire, Bethune-Cookman	6.33	Jimmy Clark III, Duquesne	3.20
Three Point Attempts (329 ranked)	Erik Reynolds II Cameron Brown	30 115	2 6	31 24	Ethan Taylor, Air Force	53	Dae Dae Grant, Duquesne	48
Three Point Percentage (179 ranked)	Erik Reynolds II	115	6	41.9	Brandon Weatherspoon, Fla. Atlantic	87.5	Maximus Edwards, George Washington	55.6
Three Pointers Per Game (268 ranked)	Erik Reynolds II	50	4	3.25	Tyler Thomas, Hofstra	4.67	Dae Dae Grant, Duquesne	3.40
Total 3-point FGM (263 ranked)	Erik Reynolds II Cameron Brown	21 263	2 13	13 7	Gabe Dorsey, William & Mary Ethan Taylor, Air Force	22 22	Dae Dae Grant, Duquesne	17
Triple Doubles (1 ranked)					Carlton Carrington, Pittsburgh Kevin McCullar Jr., Kansas	1 1		

OVERALL STATISTICS

Game Records

Record	Overall	Home	Away	Neutral
ALL GAMES	3-1	3-1	0-0	0-0
CONFERENCE	0-0	0-0	0-0	0-0
NON-CONFERENCE	3-1	3-1	0-0	0-0

Score by Periods

Team	1st	2nd	OT	TOT
Saint Joseph's	145	159	0	304
Opponents	109	125	0	234

Team Box Score

No.	Player	GP-GS		MIN		AVG		Total		3-Point		F-Throw		Rebounds				PF DQ A TO BLK STL PTS AVG								
		GP	GS	MIN	AVG	FG	FGA	FG%	3FG	3FGA	3FG%	FT	FTA	FT%	OFF	DEF	TOT	AVG	PF	DQ	A	TO	BLK	STL	PTS	AVG
2	REYNOLDS II, Erik	4	4	114:04	28.5	18	45	.400	13	31	.419	8	8	1	7	8	2.0	10	0	10	6	2	3	57	14.3	
5	GREER III, Lynn	4	4	105:32	26.4	17	33	.515	5	8	.625	9	12	2	8	10	2.5	10	0	20	7	0	4	48	12.0	
11	BROWN, Xzayvier	4	0	85:03	21.3	18	31	.581	5	13	.385	5	8	2	12	14	3.5	5	0	6	4	0	5	46	11.5	
13	FLEMING, Rasheer	4	4	78:08	19.5	17	35	.486	3	13	.231	5	7	8	13	21	5.3	9	0	2	5	4	4	42	10.5	
3	BROWN, Cameron	4	4	113:07	28.3	13	38	.342	7	24	.292	2	3	6	14	20	5.0	5	0	9	1	0	4	35	8.8	
0	KLACZEK, Kacper	4	1	95:32	23.9	10	27	.370	2	13	.154	6	13	5	12	17	4.3	5	0	8	3	2	4	28	7.0	
22	ESSANDOKO, Christ	3	3	53:06	17.7	3	10	.300	1	3	.333	5	6	3	17	20	6.7	5	0	5	8	4	1	12	4.0	
1	WINBORNE, Christian	3	0	42:02	14.0	5	10	.500	1	4	.250	0	0	1	4	5	1.7	4	0	4	2	0	0	11	3.7	
20	ARIZIN, Chris	2	0	08:09	4.1	3	3	1.000	1	1	1.000	0	1	1	1	2	1.0	1	0	1	0	0	0	7	3.5	
32	COLEMAN, Charles	2	0	12:02	6.0	2	2	1.000	0	0	.000	0	0	0	1	1	0.5	1	0	0	1	0	0	4	2.0	
23	FINKLEY, Anthony	4	0	44:35	11.1	2	10	.200	1	8	.125	2	2	5	11	16	4.0	6	0	5	3	0	1	7	1.8	
25	GEATENS, Brian	2	0	06:30	3.3	1	1	1.000	1	1	1.000	0	0	0	1	1	0.5	1	0	0	0	0	0	3	1.5	
24	LANGE, Will	2	0	06:30	3.3	0	1	.000	0	1	.000	2	4	0	2	2	1.0	0	0	1	0	0	0	2	1.0	
10	SIMMONS II, Shawn	4	0	29:10	7.3	1	6	.167	0	2	.000	0	0	1	6	7	1.8	4	0	0	1	2	2	2	0.5	
15	VOGEL, Cooper	2	0	06:30	3.3	0	3	.000	0	3	.000	0	0	0	1	1	0.5	0	0	0	1	0	0	0	0.0	
Team														10	9	19				2						
Total		4	800			110-255	.431		40-125	.320	44-64	.688		45	119	164	41.0	66	0	71	44	14	28	304	76.0	
Opponents		4	800			81-236	.343		31-109	.284	41-67	.612		43	102	145	36.3	66	0	43	59	17	26	234	58.5	

Team Statistics

	SJU	OPP
Scoring	304	234
Points per game	76.0	58.5
Scoring margin	+17.5	-
Field goals-att	110-255	81-236
Field goal pct	.431	.343
3 point fg-att	40-125	31-109
3-point FG pct	.320	.284
3-pt FG made per game	10.0	7.8
Free throws-att	44-64	41-67
Free throw pct	.688	.612
F-Throws made per game	11.0	10.3
Rebounds	164	145
Rebounds per game	41.0	36.3
Rebounding margin	+4.8	-
Assists	71	43
Assists per game	17.8	10.8
Turnovers	44	59
Turnovers per game	11.0	14.8
Turnover margin	+3.8	-
Assist/turnover ratio	1.6	0.7
Steals	28	26
Steals per game	7.0	6.5
Blocks	14	17
Blocks per game	3.5	4.3
Winning streak	0	-
Home win streak	0	-
Attendance	8166	0
Home games-Avg/Game	4-2042	0-0
Neutral site-Avg/Game	-	0-0

Team Results

Date	Opponent		Score	Att.
11/06/2023	Lafayette	W	81-60	1793
11/10/2023	Penn	W	69-61	2738
11/14/2023	Stonehill	W	100-56	1734
11/17/2023	Tex. A&M-Commerce	L	54-57	1901

TV ROSTER



#0 KACPER KLACZEK
Junior
G/F | 6-8 | 225



#1 CHRISTIAN WINBORNE
Sophomore
G | 6-2 | 185



#2 ERIK REYNOLDS II
Junior
G | 6-2 | 180



#3 CAMERON BROWN
Graduate Student
G | 6-6 | 225



#5 LYNN GREER III
Junior
G | 6-2 | 180



#10 SHAWN SIMMONS II
Freshman
G | 6-6 | 190



#11 XZAVIER BROWN
Freshman
G | 6-2 | 165



#13 RASHEER FLEMING
Sophomore
F | 6-9 | 230



#15 COOPER VOGEL
Senior
G | 6-3 | 180



#20 CHRIS ARIZIN
Senior
G | 6-3 | 200



#22 CHRIST ESSANDOKO
R-Freshman
C | 7-0 | 285



#25 ANTHONY FINKLEY
Freshman
F | 6-6 | 240



#24 WILL LANGE
Freshman
G/F | 6-5 | 205



#25 BRIAN GEATENS
Senior
G | 6-0 | 180



#32 CHARLES COLEMAN
Graduate Student
F/C | 7-0 | 265



#35 DASEAR HASKINS
Freshman
F | 6-8 | 185



BILLY LANGE
Head Coach
5th Season



JUSTIN SCOTT
Associate Head Coach
5th Season



JOHN LINEHAN
Assistant Coach
2nd Season



THOMAS BOYLE
Assistant Coach
6th Season



DWAYNE JONES
Assistant Coach -
Player Development
1st Season



CHRIS FLEGLER
Director of
Basketball Operations
3rd Season



PHILLIP LAWRENCE-RICKS
Player Development Coach
3rd Season



CASEY WOODFORD
Video Coordinator
3rd Season



ERIC LANG
Head Strength &
Conditioning Coach
5th Season



NEIL HOFFMAN
Athletic Trainer
9th Season



AMANDA CASALE
Program Coordinator
5th Season



ROB SULLIVAN
Chief of Staff
3rd Season



MICHAEL SOROCHEN
The Hawk
1st Season

