



# MARSHALL UNIVERSITY MEN'S BASKETBALL

*Bring on*  
**THE HERD**

MARSHALL MEN'S BASKETBALL // HUNTINGTON, WEST VIRGINIA

## // MARSHALL THUNDERING HERD 2-3



**HEAD COACH**  
**Dan D'Antoni**  
**at School:** 166-131 (10th)  
**Overall:** Same

**2023-24 LEADERS**  
**P:** Kevon Voyles, 15.8  
**R:** Nate Martin, 9.4  
**A:** Kamdyn Curfman, 3.2

**LAST TIME OUT**  
**L,** 78-71  
**vs.** Oakland  
**Streak:** L1

## // NO. 16/16 KENTUCKY WILDCATS 5-1



**HEAD COACH**  
**John Calipari**  
**at School:** 391-114 (15th)  
**Overall:** 794-252 (32nd)






**2023-24 LEADERS**  
**P:** Antonio Reeves, 18.2  
**R:** Adou Thiero, 7.5  
**A:** Rob Dillingham, 4.6

**LAST TIME OUT**  
**W,** 96-88  
**vs.** St. Joseph's  
**Streak:** W2

## // THREE-POINTERS

- Final of five consecutive games away from Huntington.
- Kevon Voyles has tallied at least 17 points in four of first five games with The Herd.
- Nate Martin has three double-doubles in his first five games.

## // PROBABLE STARTING FIVE (BASED ON MAJORITY OF THE PREVIOUS GAMES)

|                                                                                     |                                                                                                                     |                                                                                                                |
|-------------------------------------------------------------------------------------|---------------------------------------------------------------------------------------------------------------------|----------------------------------------------------------------------------------------------------------------|
|   | <b>#11 Kamdyn Curfman</b><br>Sr.   G   6-1   190   North Bethesda, Md.<br>10.4 ppg 2.0 rpg 3.2 apg 33.8 mpg         | • Tallied 15 points in season-opener against Queens (Nov. 6).                                                  |
|  | <b>#25 Obinna Anochili-Killen</b><br>Jr.   F   6-8   222   Chapmanville, W.Va.<br>13.0 ppg 5.0 rpg 0.5 apg 29.0 mpg | • 14 points and 5 rebounds against Queens (Nov. 6)                                                             |
|  | <b>#4 Jacob Conner</b><br>So.   G/F   6-10   209   Dayton, Ohio<br>6.8 ppg 3.8 rpg 2.8 apg 24.4 mpg                 | • 15 points in win over FIU (Nov. 20)                                                                          |
|  | <b>#41 Nate Martin</b><br>Jr.   F   6-8   232   Houston, Texas<br>13.0 ppg 9.4 rpg 1.0 apg 28.8 mpg                 | • Had 15 points and 9 boards in Marshall debut against Queens (Nov. 6).<br>• Three double-doubles this season. |
|  | <b>#0 Kevon Voyles</b><br>Gr.   G   6-3   198   Cape Charles, Va.<br>15.8 ppg 2.8 rpg 1.3 apg 29.0 mpg              | • Three games of 18 points to start his Herd career.                                                           |

## // HERD RESERVES (2023-24 STATS)

| No. | Name (Ht., Wt., Yr.)                  | Pos. | PPG | RPG | APG | Notes                                                 |
|-----|---------------------------------------|------|-----|-----|-----|-------------------------------------------------------|
| 1   | Chase McKey (6-10, 198, So.)          | F    | 0.0 | 1.0 | 0.0 |                                                       |
| 2   | Wyatt Fricks (6-9, 196, R-Fr.)        | F    | 7.6 | 5.2 | 0.6 | 15 points in win over FIU (Nov. 20)                   |
| 3   | Kyle Braun (6-2, 177, So.)            | G    | --  | --  | --  |                                                       |
| 5   | Cameron Crawford (6-5, 192, R-So.)    | G    | 8.8 | 3.4 | 2.2 | 14 points in Herd debut against Queens (Nov. 6)       |
| 12  | Aymeric Toussaint (6-10, 237, Fr.)    | G/F  | --  | --  | --  |                                                       |
| 13  | Creighton Thieneman (6-5, 192, R-Fr.) | G    | --  | --  | --  |                                                       |
| 14  | Ryan Nutter (6-4, 189, Fr.)           | G    | 1.8 | 1.8 | 2.0 | Two assists in Marshall debut against Queens (Nov. 6) |
| 15  | Marko Sarenac (6-7, 207, Sr.)         | G/F  | 0.0 | 3.0 | 0.0 |                                                       |
| 21  | Goran Miladinovic (7-0, 244, Sr.)     | C    | 5.0 | 5.3 | 1.3 | 6 points and 9 rebounds against Oakland (Nov. 21)     |
| 30  | Kycen Pruett (6-4, 178, Fr.)          | G    | --  | --  | --  |                                                       |
| 32  | Pete Moe II (6-9, 217, Fr.)           | F    | --  | --  | --  |                                                       |

## // GAME INFORMATION

**Date:** Friday, Nov. 25, 7:00 p.m. ET  
**Site:** Lexington, Ky./Rupp Arena  
**Live stats:** HerdZone.com  
**Live video:** SEC Network  
**Radio:** Thundering Herd IMG Sports Network  
Steve Cotton (PxP), Charlie Hagley (color)  
**Twitter:** @Herd\_MBB  
**Instagram:** @HerdMBB

## // SCHEDULE

|       |                      |           |             |
|-------|----------------------|-----------|-------------|
| 11/6  | QUEENS               | W, 89-73  | ESPN+       |
| 11/10 | vs. Radford          | L, 66-62  | ESPN+       |
| 11/19 | vs. Utah State       | L, 83-60  | FloHoops    |
| 11/20 | vs. FIU              | W, 80-69  | FloHoops    |
| 11/21 | vs. Oakland          | L, 78-71  | FloHoops    |
| 11/24 | at Kentucky          | 7 p.m.    | SEC Network |
| 12/2  | MIAMI (OH)           | 7 P.M.    | ESPN+       |
| 12/6  | DUQUESNE             | 7 P.M.    | ESPN+       |
| 12/9  | at Ohio              | 4 p.m.    | TBD         |
| 12/13 | at Toledo            | 7 p.m.    | TBD         |
| 12/16 | UNCG                 | 7 P.M.    | ESPN+       |
| 12/18 | BLUEFIELD            | 7 P.M.    | ESPN+       |
| 12/21 | UNCW                 | 7 P.M.    | ESPN+       |
| 12/30 | LOUISIANA*           | 7 P.M.    | ESPN+       |
| 1/3   | at ULM*              | 7:30 p.m. | TBD         |
| 1/6   | at Texas State*      | 5 p.m.    | TBD         |
| 1/10  | GEORGIA SOUTHERN*    | 7 p.m.    | ESPN+       |
| 1/13  | SOUTH ALABAMA*       | 7 p.m.    | ESPN+       |
| 1/18  | at Old Dominion*     | 7 p.m.    | TBD         |
| 1/20  | at James Madison*    | 6 p.m.    | TBD         |
| 1/24  | GEORGIA STATE*       | 7 P.M.    | ESPN+       |
| 1/27  | SOUTHERN MISS*       | 7 P.M.    | ESPN+       |
| 2/1   | OLD DOMINION*        | 7 P.M.    | ESPN+       |
| 2/3   | COASTAL CAROLINA*    | 4 P.M.    | ESPN+       |
| 2/7   | at Troy*             | 7 p.m.    | TBD         |
| 2/15  | at App State*        | 6:30 p.m. | TBD         |
| 2/17  | at Coastal Carolina* | 2 p.m.    | TBD         |
| 2/21  | JAMES MADISON*       | 7 P.M.    | ESPN+       |
| 2/24  | APP STATE*           | 7 P.M.    | ESPN+       |
| 2/28  | at Georgia Southern* | 7 p.m.    | TBD         |
| 3/1   | at Georgia State*    | TBA       | TBD         |

Home Games in BOLD CAPS; All times Eastern.

\* - Sun Belt Conference opponent

## // TEAM NOTES

### FAMOUS FATHERS

- Sophomore guard Kyle Braun and sophomore forward Chase McKey come to Huntington from famous lineage.
- Braun's father Rick Braun is a songwriter, trumpeter and recorder. Rick cowrote "Here with Me," a top-20 song by REO Speedwagon, with REO Speedwagon frontman and lead guitarist Kevin Cronin. Braun has also been a touring musician with several well known acts including War, Crowded House, Natalie Cole, Tina Turner, Rod Stewart, Sade, Glenn Frey and Tom Petty.
- McKey's father Derrick McKey played 15 seasons in the National Basketball Association for the Indiana Pacers, Seattle Supersonics and Philadelphia 76ers. While in the NBA, McKey scored 10,266 points, grabbed 4,387 rebounds and dished out 2,254 assists in his career

## // SUN BELT PLAYERS OF THE WEEK

- The Sun Belt names a Player of the Week for men's basketball each Tuesday through the regular season. The awards are selected by a media panel with one representative in each league city.

### PLAYERS OF THE WEEK

Nov. 13 - Terrence Edwards, Jr., James Madison

## // 2023-24 GAME-BY-GAME LEADERS

| OPPONENT       | DATE  | RESULT   | PTS         | REBS       | ASTS          | BLKS           |
|----------------|-------|----------|-------------|------------|---------------|----------------|
| vs. Queens     | 11/6  | W, 89-73 | Voyles, 18  | Martin, 9  | Two tied, 5   | Fricks, 3      |
| vs. Radford    | 11/10 | L, 66-62 | Curfman, 18 | Martin, 11 | Two tied, 4   | Martin, 4      |
| vs. Utah State | 11/19 | L, 83-60 | Voyles, 17  | Conner, 7  | Crawford, 4   | Two tied, 1    |
| vs. FIU        | 11/20 | W, 80-69 | Voyles, 18  | Martin, 11 | Two tied, 4   | Martin, 2      |
| vs. Oakland    | 11/21 | L, 78-71 | Voyles, 18  | Martin, 10 | Three tied, 3 | Miladinovic, 4 |



### MARSHALL'S LARGEST IN 2023-24

|                         |                              |
|-------------------------|------------------------------|
| Lead                    | 21, vs. Queens (Nov. 6)      |
| Deficit                 | 23, vs. Utah State (Nov. 19) |
| Margin of Victory       | 16, vs. Queens (Nov. 6)      |
| Margin of Defeat        | 23, vs. Utah State (Nov. 19) |
| Halftime Lead           | 19, vs. FIU (Nov. 20)        |
| Halftime Deficit        | 13, vs. Utah State (Nov. 19) |
| Deficit in Win          | 2, vs. FIU (Nov. 20)         |
| Halftime Deficit in Win | N/A                          |
| Lead in Loss            | 4, vs. Oakland (Nov. 21)     |
| Halftime Lead in Loss   | N/A                          |

### 2023-24 LED (TIED) THE TEAM IN...

|                   | Pts. | Rebs. | Asts. | Stls. | Blks. |
|-------------------|------|-------|-------|-------|-------|
| Cameron Crawford  | --   | 2     | 2     | 2     | --    |
| Jacob Conner      | --   | 1     | 3     | 1     | --    |
| Kamdyn Curfman    | 1    | --    | 4     | --    | --    |
| Wyatt Fricks      | --   | --    | --    | 2     | 1     |
| Nate Martin       | --   | 4     | --    | 1     | 3     |
| Goran Miladinovic | --   | --    | --    | --    | 2     |
| Kevon Voyles      | 4    | --    | 1     | 4     | --    |

## // PERTINENT 2023-24 INFO

### ALL-TIME VS. NON-CONFERENCE OPPONENTS

| TEAM       | RECORD | LAST TIME                    |
|------------|--------|------------------------------|
| Queens     | 1-1    | 11/6/23, home (W, 89-73)     |
| Radford    | 8-2    | 11/10/23, neutral (L, 66-62) |
| Utah State | 0-1    | 11/19/23, neutral (L, 83-60) |
| FIU        | 13-3   | 11/20/23, neutral (W, 80-69) |
| Oakland    | 0-1    | 11/21/23, neutral (L, 78-71) |
| Miami (OH) | 29-47  | 11/18/22, away (W, 95-69)    |
| Kentucky   | 0-12   | 12/22/12, away (W, 82-54)    |
| Duquesne   | 4-4    | 12/8/22, away (W, 82-71)     |
| Ohio       | 50-57  | 12/3/21, home (W, 83-69)     |
| Toledo     | 24-38  | 12/17/22, home (W, 100-85)   |
| UNCG       | 1-1    | 12/13/22, away (L, 75-67)    |
| Bluefield  | 5-3    | 12/8/20, home (W, 100-57)    |
| UNCW       | 0-0    | First Meeting                |

### ALL-TIME VS. SUN BELT

| TEAM             | RECORD | LAST TIME                    |
|------------------|--------|------------------------------|
| App State        | 34-18  | 2/2/23, road (W, 66-58)      |
| Arkansas State   | 4-1    | 1/21/23, away (W ot, 87-78)  |
| Coastal Carolina | 2-0    | 2/9/23, home (W, 92-74)      |
| Georgia Southern | 11-3   | 2/16/23, home (W, 84-83)     |
| Georgia State    | 2-0    | 2/11/23, road (W, 88-77)     |
| James Madison    | 2-4    | 2/22/23, away (W, 92-83)     |
| Louisiana        | 4-4    | 2/4/23, away (L, 77-67)      |
| Old Dominion     | 14-13  | 1/14/23, home (W, 73-65)     |
| South Alabama    | 1-1    | 12/29/89, away (L, 78-75)    |
| Southern Miss    | 16-11  | 1/12/23, home (W, 89-67)     |
| Texas State      | 1-1    | 1/19/23, neutral (L, 71-68)  |
| Troy             | 3-1    | 2/18/23, home (W, 87-77)     |
| ULM              | 0-1    | 1/26/23, home (L 2ot, 86-82) |

### THUNDERING HERD IN THE SUN BELT

|                       |         |
|-----------------------|---------|
| First Season          | 2022-23 |
| Regular-Season Record | 13-5    |
| Most Wins (season)    | 13      |
| .500+ Seasons         | 1       |
| This Year (2022-23)   | 13-5    |
| SBC Tournament Record | 0-1     |

### SUN BELT 2023-24 STANDINGS

| TEAM             | SBC        | OVERALL    |
|------------------|------------|------------|
| App State        | 0-0        | 1-0        |
| Coastal Carolina | 0-0        | 1-0        |
| James Madison    | 0-0        | 1-0        |
| Louisiana        | 0-0        | 1-0        |
| <b>Marshall</b>  | <b>0-0</b> | <b>1-0</b> |
| Old Dominion     | 0-0        | 1-0        |
| Southern Miss    | 0-0        | 1-0        |
| Troy             | 0-0        | 1-0        |
| Arkansas State   | 0-0        | 0-1        |
| Georgia Southern | 0-0        | 0-1        |
| Georgia State    | 0-0        | 0-1        |
| South Alabama    | 0-0        | 0-1        |
| Texas State      | 0-0        | 0-1        |
| ULM              | 0-0        | 0-1        |

### MEDIA INFORMATION

#### Marshall Men's Basketball SID

Cody Linn, linn@marshall.edu  
 C: 740-424-6342  
 O: 304-696-2418

#### Practice coverage

Interviews may be conducted prior to practice on weekdays, or may be arranged through the Marshall Sports Information office. Herd practices are open to the public.

#### Postgame coverage

At home games, following the visiting coach's postgame remarks, selected players will be brought to the Henderson Center's media room for a postgame press conference. Coach Dan D'Antoni will address the media following the players. At road games, D'Antoni will address the media in a location designated by the host institution. Players will be made available, time permitting.

## // BY THE NUMBERS

### MARSHALL'S 2023-24 SEASON

|                                      | Under D'Antoni | 23-24 |
|--------------------------------------|----------------|-------|
| At home                              | 107-37         | 1-0   |
| On the road                          | 45-78          | 0-0   |
| Neutral                              | 14-15          | 1-3   |
| SBC home game                        | 7-2            | 0-0   |
| SBC road game                        | 6-3            | 0-0   |
| SBC Tournament game                  | 0-1            | 0-0   |
| Vs. Ranked Opponents                 | 2-11           | 0-0   |
| Vs. Unranked Opponents               | 164-120        | 2-3   |
| Leading at half                      | 131-26         | 2-0   |
| Trailing at half                     | 25-99          | 0-3   |
| Tied at half                         | 10-5           | 0-0   |
| Leading with 5:00 to play            | 144-11         | 2-0   |
| Trailing with 5:00 to play           | 11-117         | 0-3   |
| Tied with 5:00 to play               | 1-3            | 0-0   |
| Shooting 50% or better               | 55-9           | 1-0   |
| Shooting less than 50%               | 111-122        | 1-3   |
| Opponent shoots 50% or better        | 12-50          | 0-1   |
| Opponent shoots less than 50%        | 144-81         | 2-2   |
| Outrebounding the opponent           | 83-20          | 1-1   |
| Outrebounded by opponent             | 74-105         | 1-2   |
| Rebounds are equal                   | 7-5            | 0-0   |
| Having more turnovers                | 48-56          | 1-0   |
| Opponent has more turnovers          | 106-65         | 1-2   |
| Turnovers are equal                  | 12-10          | 0-1   |
| Making more free throws              | 99-33          | 1-1   |
| Opponent makes more free throws      | 58-85          | 1-2   |
| Free throws are even                 | 9-11           | 0-0   |
| Scoring more points in paint         | 96-28          | 1-1   |
| Opponent scores more points in paint | 65-94          | 1-2   |
| Points in the paint are even         | 7-8            | 0-0   |
| Game decided by 1-5 points           | 35-36          | 0-1   |
| Game decided by 6-10 points          | 37-39          | 0-1   |
| Game decided by 11-15 points         | 35-26          | 0-0   |
| Game decided by 16+ points           | 56-29          | 1-0   |
| Scoring fewer than 60 points         | 0-16           | 0-0   |
| Scoring 60-69 points                 | 11-49          | 0-2   |
| Scoring 70-79 points                 | 34-34          | 0-1   |
| Scoring 80-89 points                 | 73-22          | 2-0   |
| Scoring 90-99 points                 | 48-7           | 0-0   |
| Scoring 100+ points                  | 14-4           | 0-0   |
| Opponent scores fewer than 60 points | 14-1           | 0-0   |
| Opponent scores 60-69 points         | 57-14          | 1-1   |
| Opponent scores 70-79 points         | 54-37          | 1-1   |
| Opponent scores 80-89 points         | 28-45          | 0-1   |
| Opponent scores 90-99 points         | 8-28           | 0-0   |
| Opponent scores 100+ points          | 4-10           | 0-0   |
| In overtime(s)                       | 8-7            | 0-0   |
| In single overtime                   | 8-6            | 0-0   |
| In double overtime                   | 0-1            | 0-0   |
| One Herd player scores 10+           | 0-3            | 0-0   |
| Two Herd players score 10+           | 13-33          | 0-1   |
| Three Herd players score 10+         | 54-51          | 0-2   |
| Four Herd players score 10+          | 62-53          | 1-0   |
| Five Herd players score 10+          | 30-9           | 1-0   |
| Six Herd players score 10+           | 4-0            | 0-0   |
| In November                          | 33-21          | 2-3   |
| In December                          | 34-35          | 0-0   |
| In January                           | 37-34          | 0-0   |
| In February                          | 37-27          | 0-0   |
| In March                             | 21-15          | 0-0   |
| In April                             | 2-0            | 0-0   |
| On television                        | 41-55          | 0-0   |

## // 2023-24 SPECIALTY STATS

|                | Points off |     |       |    |       |
|----------------|------------|-----|-------|----|-------|
|                | Paint      | T/O | 2ndCh | FB | Bench |
| vs. Queens     | 38         | 8   | 19    | 5  | 10    |
| Marshall       | 44         | 23  | 16    | 19 | 23    |
| vs. Radford    | 20         | 3   | 11    | 4  | 5     |
| Marshall       | 30         | 14  | 11    | 12 | 8     |
| vs. Utah State | 46         | 17  | 8     | 14 | 28    |
| Marshall       | 24         | 16  | 14    | 2  | 9     |
| vs. FIU        | 38         | 16  | 12    | 9  | 21    |
| Marshall       | 30         | 16  | 17    | 10 | 15    |
| vs. Oakland    | 48         | 13  | 12    | 10 | 3     |
| Marshall       | 36         | 10  | 16    | 8  | 17    |

# // THE LAST TIME MARSHALL

## TEAM WON/LOST

|                                   |                                                                |
|-----------------------------------|----------------------------------------------------------------|
| PLAYED RANKED TEAM                | 12/31/18, at No. 4 Virginia (L, 100-64)                        |
| BEAT RANKED TEAM                  | 3/16/18, vs. No. 16 Wichita State (W, 81-75)                   |
| PLAYED TOP 10 TEAM                | 12/19/17, No. 9 Xavier (L, 81-77)                              |
| BEAT TOP 10 TEAM                  | 1/25/06, vs. No. 9 West Virginia (58-52, in Charleston, W.Va.) |
| PLAYED TOP 5 TEAM                 | 12/31/18, at No. 4 Virginia (L, 100-64)                        |
| BEAT TOP 5 TEAM                   | Never                                                          |
| BEAT POWER CONFERENCE TEAM        | 11/25/11, at Cincinnati (Big East) (73-69)                     |
| BEAT POWER CONFERENCE TEAM (ROAD) | 11/25/11, Cincinnati (Big East) (73-69)                        |
| WON IN OVERTIME                   | 1/21/23, at Arkansas State (87-78)                             |
| LOST IN OVERTIME                  | 1/26/23, vs. ULM (L, 86-82 2OT)                                |
| PLAYED DOUBLE OVERTIME            | 1/26/23, vs. ULM (L, 86-82 2OT)                                |
| PLAYED TRIPLE OVERTIME            | 3/8/12, vs. Tulsa (W, 105-100 3OT)                             |
| WON SBC (ROAD)                    | 2/11/23, at Georgia State (88-77)                              |
| WON SBC TOURNAMENT GAME           |                                                                |
| WON NON-CONFERENCE (ROAD)         | 12/10/22, at Robert Morris (69-60)                             |
| WON NON-CONFERENCE (NEUTRAL)      | 12/29/19, vs. Duquesne (83-61)                                 |
| LOST SBC (HOME)                   | 1/26/23, vs. ULM (L, 86-82 2OT)                                |
| LOST NON-CONFERENCE (HOME)        | 12/18/21, vs. Northern Iowa (75-60)                            |

## TEAM SCORING

|                            |                                       |
|----------------------------|---------------------------------------|
| SCORED 100+                | 1/28/23, vs. Georgia State (103)      |
| SCORED 100+ (REGULATION)   | 1/28/23, vs. Georgia State (103)      |
| SCORED 100+ (D-I OPPONENT) | 1/28/23, vs. Georgia State (103)      |
| ALLOWED 100+               | 2/12/21, vs. UTSA (116)               |
| SCORED 90-99               | 2/9/23, at Coastal Carolina (92)      |
| ALLOWED 90-99              | 2/19/22, vs. Charlotte (99)           |
| SCORED 80-89               | 2/18/23, vs. Troy (87)                |
| SCORED 80+ (SBC)           | 2/18/23, vs. Troy (87)                |
| SCORED 60+ IN A HALF       | 11/29/17, at William & Mary (60)      |
| SCORED 50 OR LESS          | 3/11/15, vs. WKU (49)                 |
| ALLOWED 50 OR LESS         | 11/16/14, vs. Savannah State (47)     |
| SCORED 40 OR LESS          | 2/4/06, at Tulane (36)                |
| ALLOWED 40 OR LESS         | 12/3/09, vs. Salem International (35) |

## TEAM SHOOTING

|                        |                                              |
|------------------------|----------------------------------------------|
| SHOT 60%+ FG           | 2/13/21, vs. Middle Tennessee (60.7%, 37-61) |
| SHOT 55%+ FG           | 1/28/23, vs. Georgia State (56.3%, 36-64)    |
| SHOT 70%+ FROM 3PT     | 3/6/04, vs. Miami (Ohio) (77.8%, 7-9)        |
| SHOT 0.0% FROM 3PT     | 2/27/89, vs. Appalachian State (0-2)         |
| SHOT 100%+ FROM FT     | 1/20/18, vs. UAB (100%, 18-18)               |
| SHOT 95%+ FROM FT      | 1/20/18, vs. UAB (100%, 18-18)               |
| OPP SHOT 60%+ FG       | 2/19/22, vs. Charlotte (62.1%, 36-58)        |
| OPP SHOT 55%+ FG       | 2/19/22, vs. Charlotte (62.1%, 36-58)        |
| OPP SHOT 50%+ FROM 3PT | 1/19/23, at Texas State (50.0%, 4-8)         |
| OPP SHOT 0.0% FROM 3PT | 12/19/12, vs. Savannah State (0-7)           |

## TEAM REBOUNDING

|                  |                                  |
|------------------|----------------------------------|
| 50+ REBOUNDS     | 1/7/23 vs. Coastal Carolina (53) |
| OPP 50+ REBOUNDS | 1/26/23, vs. ULM (58)            |

## TEAM ASSISTS, TURNOVERS, BLOCKS, STEALS

|                      |                                        |
|----------------------|----------------------------------------|
| 25+ ASSISTS          | 1/28/23, vs. Georgia State (26)        |
| 20+ ASSISTS          | 2/11/23 at Georgia State (20)          |
| 5 OR FEWER TURNOVERS | 2/11/12, vs. East Carolina (5)         |
| 4 OR FEWER TURNOVERS | 1/5/19, at Charlotte (4)               |
| 25+ TURNOVERS        | 11/17/13, at Morehead State (26)       |
| 30+ TURNOVERS        | 1/23/13, at Southern Miss (31)         |
| 10+ BLOCKS           | 12/8/21, vs. Bluefield University (13) |
| 15+ STEALS           | 12/19/22 vs. Glenville State (15)      |
| 10+ STEALS           | 2/11/23 at Georgia State (10)          |
| OPP 25+ ASSISTS      | 1/26/19, at Southern Miss (30)         |
| OPP 10+ BLOCKS       | 1/5/11, vs. UCF (11)                   |
| OPP 15+ STEALS       | 11/20/23, vs. FIU (15)                 |

## INDIVIDUAL SCORING

|                                                                                                  |                                                                                                              |
|--------------------------------------------------------------------------------------------------|--------------------------------------------------------------------------------------------------------------|
| PLAYER 40+ POINTS                                                                                | 1/31/19, Jon Elmore vs. UTEP (44)                                                                            |
| PLAYER 30+ POINTS                                                                                | 2/22/23, Taevion Kinsey, at James Madison (31)                                                               |
| PLAYER 8+ 3-POINTERS                                                                             | 2/24/18, Jon Elmore vs. Charlotte (9)                                                                        |
| PLAYER 7+ 3-POINTERS                                                                             | 1/19/21, Kamdyn Curfman at Texas State (7)                                                                   |
| PLAYER 15+ FTS                                                                                   | 3/5/16, Jon Elmore vs. Southern Miss (15)                                                                    |
| SIX PLAYERS 10+ POINTS                                                                           | 11/12/21 vs. Wright State                                                                                    |
|                                                                                                  | Andrew Taylor (20), Taevion Kinsey (18), Obinna Anochili-Killen (18)                                         |
|                                                                                                  | Micah Handlogten (11), Kamdyn Curfman (11), Jacob Conner (10)                                                |
| FIVE PLAYERS 10+ POINTS                                                                          | 11/6/23 vs. Queens                                                                                           |
|                                                                                                  | Kevon Voyles (18), Kamdyn Curfman (15), Nate Martin (15), Obinna Anochili-Killen (14), Cameron Crawford (14) |
| TWO DOUBLE-DOUBLES IN ONE GAME                                                                   | 12/11/21, at ECU                                                                                             |
|                                                                                                  | Darius George (13 points, 12 rebounds), Andrew Taylor (18 points, 10 rebounds)                               |
| PLAYER DOUBLE-DOUBLE PTS/ASSISTS 1/28/23, Taevion Kinsey vs. Georgia State (18 pts., 10 assists) |                                                                                                              |
| PLAYER 20/20                                                                                     | 2/18/16, James Kelly vs. Charlotte (27points, 23 rebounds)                                                   |
| PLAYER TRIPLE-DOUBLE                                                                             | 1/20/18, vs. UAB, Jon Elmore (14 points, 12 rebounds, 10 assists)                                            |
| OPP 50+ POINTS                                                                                   | 2/27/60, Jim Darrow, Bowling Green (52)                                                                      |
| OPP 40+ POINTS                                                                                   | 11/27/21, Trayce Jackson-Davis, at Indiana (43)                                                              |
| OPP 30+ POINTS                                                                                   | 1/26/23, Jamari Blackmon, vs. ULM (35)                                                                       |
| OPP 10+ 3-POINTERS                                                                               | 11/29/17, Connor Burchfield at William & Mary (10)                                                           |
| OPP 8+ 3-POINTERS                                                                                | 11/29/17, Connor Burchfield at William & Mary (10)                                                           |
| OPP 10+ FTS                                                                                      | 1/5/19, Jon Davis, Charlotte (13)                                                                            |

## INDIVIDUAL REBOUNDING

|                     |                                                    |
|---------------------|----------------------------------------------------|
| PLAYER 20+ REBOUNDS | 2/18/16, James Kelly vs. Charlotte (23)            |
| PLAYER 15+ REBOUNDS | 1/7/23, Micah Handlogten vs. Coastal Carolina (19) |
| OPP 20+ REBOUNDS    | 2/5/23, Jordan Brown, at Louisiana (20)            |
| OPP 15+ REBOUNDS    | 11/19/23, Great Osobor, vs. Utah Stats (16)        |

## INDIVIDUAL ASSISTS, BLOCKS, STEALS

|                    |                                                              |
|--------------------|--------------------------------------------------------------|
| PLAYER 15+ ASSISTS | 12/30/99, Cornelius Jackson vs. Central Michigan (15)        |
| PLAYER 10+ ASSISTS | 1/28/22, Taevion Kinsey vs. Georgia State (10)               |
| PLAYER 7+ BLOCKS   | 12/8/21, Obinna Anochili-Killen vs. Bluefield University (7) |
| PLAYER 6+ BLOCKS   | 11/20/22, Micah Handlogten vs. Akron (6)                     |
| PLAYER 5+ BLOCKS   | 1/7/23, Micah Handlogten vs. Coastal Carolina (5)            |
| PLAYER 7+ STEALS   | 11/23/21, Andrew Taylor vs. Louisiana (7)                    |
| PLAYER 6+ STEALS   | 11/7/21, Taevion Kinsey at Queens (6)                        |
| PLAYER 5+ STEALS   | 11/7/21, Taevion Kinsey at Queens (6)                        |
| OPP 15+ ASSISTS    | 1/26/19, Tyree Griffin at Southern Miss (15)                 |
| OPP 10+ ASSISTS    | 2/5/22, Aly Khalifa at Charlotte (10)                        |
| OPP 5+ BLOCKS      | 3/2/22, Jamarion Sharp, vs. WKU (5)                          |
| OPP 5+ STEALS      | 1/21/19, Josh Anderson, at WKU (5)                           |



## // NUMERICAL ROSTER

| No. | Name                   | Ht.  | Wt. | Position | Yr.   | Hometown (High School/Last School)            |
|-----|------------------------|------|-----|----------|-------|-----------------------------------------------|
| 0   | Kevon Voyles           | 6-3  | 198 | G        | Gr.   | Cape Charles, Va./Stephen Decatur HS/UMES     |
| 1   | Chase McKey            | 6-10 | 202 | F        | R-So. | Atlanta, Ga./TSF                              |
| 2   | Wyatt Fricks           | 6-10 | 197 | F        | R-So. | Lawrenceville, Ga./Winder-Barrow HS           |
| 3   | Kyle Braun             | 6-2  | 182 | G        | Jr.   | Los Angeles, Calif./Newnan HS                 |
| 4   | Jacob Conner           | 6-10 | 209 | G/F      | So.   | Dayton, Ohio/Archbishop Alter High School     |
| 5   | Cam Crawford           | 6-5  | 192 | G        | R-So. | Hoover, Ala./Spain Park HS/Indiana State      |
| 11  | Kamdyn Curfman         | 6-1  | 185 | G        | Sr.   | North Bethesda, Md./Georgetown Prep/VMI       |
| 12  | Aymeric Toussaint      | 6-10 | 230 | G/F      | Jr.   | Saint Denis, Reunion Island/Hoosac School     |
| 13  | Creighton Thieneman    | 6-5  | 192 | G        | R-So. | Louisville, Ky./South Oldham HS               |
| 14  | Ryan Nutter            | 6-4  | 189 | G        | Fr.   | Dublin, Ohio/Dublin Jerome HS                 |
| 15  | Marko Sarenac          | 6-7  | 218 | G/F      | 5th   | Ljubovija, Serbia/Hoosac School               |
| 21  | Goran Miladinovic      | 7-1  | 240 | C        | 5th   | Tivat, Montenegro/Hoosac School               |
| 25  | Obinna Anochili-Killen | 6-8  | 217 | F        | Jr.   | Lagos, Nigeria/Chapmanville HS                |
| 30  | Kycen Pruettt          | 6-4  | 178 | G        | Fr.   | Mount Dora, Fla./Mount Dora Christian Academy |
| 32  | Pete Moe II            | 6-9  | 217 | F        | Fr.   | Atlanta, Ga./The Skill Factory Prep           |
| 41  | Nate Martin            | 6-8  | 232 | F        | Jr.   | hyHouston, Texas/Cy Creek HS/Texas State      |

Head coach: Dan D'Antoni (Marshall '70), 10th season

Assistant coaches: Mark Cline (Wake Forest, '88), 14th season, Cornelius Jackson (Marshall '01) seventh season, Adam Williams (Marshall, '09) second season, Justin Caldwell (Glenville State, '11) first season

Director of Ops: Neal Scaggs (Marshall '13)

Assistant Director of Ops: Ryan Taylor (Marshall '17)

Video Coordination: Jacon Garnes (Marshall '19)

Graduate assistant: Evan Beretta (Xavier, '22)

Athletic trainer: Chris Lapole (Marshall '98)

Strength & Conditioning coach: Evan Mills

0 Kevon Voyles – Key-vo Voyles (like foils with a v)

11 Kamdyn Curfman – Cam-DEN Kerf-MEN

12 Aymeric Toussaint – Merick (like Doc Emerick) Too-sant

15 Marko Sarenac – Marco shah-Ren-itiz

21 Goran Miladinovic – GO-rahN ME-lah-DIN-oh-vitch

25 Obinna Anochili-Killen – oh-BEE-nuh AN-uh-Chilly - KILL-un

30 Kycen Pruettt – Kycen (like Tyson) Prew-it

Dan D'Antoni - dan-TONY

## // QUICK FACTS

### THE UNIVERSITY

|                       |                            |
|-----------------------|----------------------------|
| Name                  | Marshall University        |
| Founded               | 1837                       |
| Location              | Huntington, W.Va.          |
| Enrollment            | 14,000                     |
| Nickname              | Thundering Herd            |
| Colors                | Kelly Green & White        |
| Conference            | Sun Belt                   |
| Home                  | Cam Henderson Center/5,467 |
| President             | Brad D. Smith              |
| Director of Athletics | Christian Spears           |

### COACHING STAFF

|                                   |                                   |
|-----------------------------------|-----------------------------------|
| Head Coach                        | Dan D'Antoni (Marshall, '70)      |
| Career record (seasons)           | 140-121 (nine seasons)            |
| SBC record (seasons)              | 0-0 (first season)                |
| Assistant Coach                   | Mark Cline (Wake Forest, '88)     |
|                                   | 13th season                       |
| Assistant Coach                   | Adam Williams (Marshall, '09)     |
|                                   | First season                      |
| Assistant Coach                   | Cornelius Jackson (Marshall, '01) |
|                                   | Sixth Season                      |
| Director of Basketball Operations | Neal Scaggs (Marshall, '13)       |
|                                   | Eighth season                     |

### TEAM INFORMATION

|                                      |           |
|--------------------------------------|-----------|
| 2022-23 Record                       | 24-8      |
| 2022-23 Conference USA Record/Finish | 13-5, 3rd |
| Starters Returning/Lost              | 2/3       |
| Letterwinners Returning/Lost         | 10/3      |
| Newcomers                            | 6         |

### PROGRAM HISTORY

|                                 |                                                    |
|---------------------------------|----------------------------------------------------|
| First Year of Basketball        | 1906-07                                            |
| Overall Record                  | 1,559-1,153-2 (.575), 114 seasons                  |
| Sun Belt Record                 | 13-5 (.722), 1 season                              |
| Cam Henderson Center Record     | 455-154 (.747), 40 seasons                         |
| Sun Belt Tournament Record      | 0-1                                                |
| Last SBC Tournament             |                                                    |
|                                 | L, 71-68 vs. Texas State (2023 - First Round)      |
| NCAA Tournament Appearances     | 5 (1956, '72, '84, '85, '87, '18)                  |
| Last NCAA Tournament Appearance |                                                    |
|                                 | L, 94-71 vs. WVU (2018 - Second Round)             |
| NIT Appearances                 | 5 (1967, '68, '73, '88, 2012)                      |
| Last NIT Appearance             |                                                    |
|                                 | L, 86-78 vs. Middle Tennessee (2012 - First Round) |
| CIT Appearances                 | 3 (2010, '11, '19)                                 |
| Last CIT Appearance             |                                                    |
|                                 | W, 90-70 vs. Green Bay (2019 - Championship)       |

### SPORTS INFORMATION

|                                 |                                        |
|---------------------------------|----------------------------------------|
| Assoc. Dir., Sports Information | Cody Linn (Ohio '15)                   |
| Cell                            | (740) 424-6342                         |
| E-Mail                          | linnc@marshall.edu                     |
| Sports Information Fax          | (304) 696-2325                         |
| Mailing Address                 | Marshall University Sports Information |
|                                 | P.O. Box 1360                          |
|                                 | Huntington, WV 25715                   |
| Overnight Address               | Cam Henderson Center, Room 2036        |
|                                 | 1801 3rd Avenue                        |
|                                 | Huntington, WV 25703                   |
| Official Athletics Website      | www.HerdZone.com                       |
| Twitter/Instagram               | @HerdZone, @Herd_MBB                   |
| Facebook                        | Marshall University Basketball         |
| YouTube                         | Marshall Thundering Herd               |



# DAN D'ANTONI

## HEAD COACH // 10TH SEASON

### MARSHALL, '70

Dan D'Antoni, a Marshall Athletics Hall of Famer, was named the Thundering Herd men's basketball coach on April 25, 2014. A former star MU point guard, D'Antoni helped Marshall to appearances in the 1967 and 1968 National Invitation Tournaments.

D'Antoni's fourth season saw Marshall end a 31-year NCAA tournament drought, win the program's first ever NCAA Tournament game, win Conference USA for the first time ever, beat multiple ranked teams for the first time in Thundering Herd history, have three players earn all-conference honors and win 25 games.

This year's Thundering Herd vanquished its postseason demons, captured its first Conference USA championship and received a Big Dance berth for the first time in 31 years. What followed elevated a season from unusual to unrivaled, as the Herd became the 28th No. 13 seed in the 34 years since the NCAA tournament expanded to 64 teams (now 68) to defeat a No. 4 seed (Wichita State). That was Marshall's first tournament win.

The Herd had never defeated multiple Top 25 teams in the same season, as it did in 2017-18, and records fell by the wayside. D'Antoni's fourth year saw the most points (3,017), most 3s (362) and most assists (615) by a Herd team in program history.

D'Antoni became the first coach in Marshall hoops history to improve his team's win total each of the first four seasons at the helm: 11 to 17 to 20 to 25. Only four coaches in Marshall hoops history have had back-to-back 20-win seasons and D'Antoni became the coach to reach that since Rick Huckabay did so in the 80s.

Other on the court honors included Jon Elmore, C.J. Burks and Ajdin Penava combining for six C-USA Player of the Week awards, three all-conference honors, one C-USA Tournament MVP, two all-tournament selections and one Defensive Player of the Year award. It was the second time three Marshall men's basketball players have been named to all-conference team in the same year since Keith Veney, John Brannen and Sidney Coles accomplished that in 1997.

Off the court, Elmore was named to the All-Academic team to become the second player ever in program history to be selected for the team three different times. The team as a whole also thrived in the classroom, as it had a cumulative 3.22 GPA.

In D'Antoni's third season, Marshall reached 20 wins and the Conference USA Conference Tournament final since 2012. Thanks to the team's "hillbilly style" of basketball, the Herd broke several records, including points (2,997) and 3-point field goals made (356), while having the No. 7 scoring offense in the nation.

Other on the court highlights included having three separate (Jon Elmore, Stevie Browning and Ryan Taylor) earn C-USA Player of the Week honors, which was the first time a Marshall team had three players recognized in the same season for player of the week honors since the 1986-87 season, Taylor becoming the first player in program and league history to be named the Oscar Robertson National Player of the Week on Jan. 11 and Elmore and Taylor becoming the first Marshall duo to be named on C-USA teams since DeAndre Kane and Damier Pitts in 2012.

Marshall also had academic success during the 2016-17 season. Austin Loop became the first person in program history to be named to the All-Academic team three times, while Elmore became the second player in school history to earn the honor multiple times.

D'Antoni's second season at the helm of the Thundering Herd turned man heads across Conference USA and the country with the nation's No. 3 scoring offense. Marshall finished 17-16 and improved in nearly every statistical category to the year prior.

During the 2015-16 season, D'Antoni led the Herd to its first 12-win season in C-USA play, the best conference season Marshall has had since joining the league in 2005. His high-octane offense broke or tied 14 C-USA, school and Henderson Center records. The Herd earned a program-best No. 3 seed in the league tournament and reached the C-USA semifinals for the first time since the 2011-12 season.

The fan support was tremendous throughout the year. Home attendance averaged 5,574 fans per game, while conference games averaged an attendance of 6,022.

Off the court, the Herd hit many academic milestones as well. Seven players were named to the league's Commissioner's Honor Roll, while Jacob Kilgore earned the Commissioner's Academic Medal for achieving a cumulative GPA of 3.75 or better.

"Coaching Marshall basketball has always been a dream of mine," D'Antoni said as he was introduced as the Herd coach, "even when I was little."

D'Antoni, a native of Mullens, W.Va., is Marshall's 28th men's basketball coach. He signed a four-year contract.

"It's a dream-come-true for me to bring a Dan D'Antoni back to Marshall University," Marshall Athletic Director Mike Hamrick said of D'Antoni's hire. "It's where he belongs. It's taken a while, but he's here."

D'Antoni, 68, is the older brother of former NBA coach Mike D'Antoni. Dan served as one of Mike's assistant coaches for nine NBA seasons. He was a member of the Phoenix Suns' staff from 2005-06 through 2007-08. He spent four seasons on the New York Knicks' staff, then served as an assistant on the Los Angeles Lakers' staff for two seasons.

During his career, D'Antoni also served as the head coach of the Knicks' and Lakers' NBA Summer League teams.

After D'Antoni graduated from Marshall in 1970, he joined the Herd staff as the head coach of the freshman basketball team, where he coached his younger brother, Mike, before becoming an assistant coach of the Herd varsity.

D'Antoni was named head basketball coach at Socastee High School in Myrtle Beach, S.C., in 1975. In 30 years at Socastee (1975-2005), D'Antoni accumulated over 500 wins and multiple coach of the year honors, while founding the Beach Ball Classic, one of the most prestigious high school basketball tournaments in the country. That event has featured more than 75 players who have gone on to play in the NBA.

D'Antoni was the head coach of the Beach Ball Select AAU basketball team, which featured future NBA players Raymond Felton and Ramon Sessions.

In March 2016, D'Antoni was elected to the South Carolina High School Basketball Coaches Association Hall of Fame.

D'Antoni was an All-State first team selection at Mullens High School. At Marshall, he was the starting point guard on Ellis Johnson's "Iron Man 5" that played in the 1967 and '68 NIT. The 1966-67 team reached the NIT semifinals, and D'Antoni led the tournament in assists as the Herd finished fourth. As a senior, he was an All-Mid-American Conference first team selection in 1968-69, when he led the Herd in scoring, at 17.5 points per game. D'Antoni was All-MAC second team his junior season.

D'Antoni is one of Marshall's 50 players to score 1,000 career points, with 1,109, and ranks 13th on the Herd's career free throw percentage list, at .774 (301-of-389).

D'Antoni -- whose given name is Lewis Joseph D'Antoni II -- was inducted into the Marshall Athletics Hall of Fame in 1990.

D'Antoni graduated from Marshall in 1970 with a degree in Speech and Physical Education, and also earned a Master's degree in Principles of Guidance from Marshall in 1972.

He is the father of three sons, all of whom played collegiate basketball: Matt played at Brown; Andrew attended the U.S. Military Academy at West Point and later served 3 1/2 years in Iraq, rising to the rank of captain in the U.S. Army; and Nick attended William & Mary, where he was captain of the basketball team. D'Antoni and his wife, Vanessa, also are parents of a daughter, Morgan.

## COACHING HISTORY

### ASSISTANT COACH, Los Angeles Lakers

2012-14

### ASSISTANT COACH, New York Knicks

2008-12

### ASSISTANT COACH, Phoenix Suns

2005-08

### HEAD COACH, Socastee High School

Myrtle Beach, S.C.

1975-2005

### ASSISTANT COACH, Marshall University

Varsity Team

1971-72

### HEAD COACH, Marshall University

Freshman Team

1970-71

## WHAT THEY'RE SAYING ABOUT DAN D'ANTONI

"Coach D'Antoni is more than a friend to me. I compare him to a second father. We have a great relationship, and I appreciate everything he did for me."

-- Leandro Barbosa (Phoenix Suns), 11-Year NBA pro, 2007 NBA Sixth Man of the Year under D'Antoni

"Danny has been invaluable in the development of players at the high school and professional level. If you have the desire he will get everything out of you. He is a great coach. Players love playing for him and the style will be fun to watch. The Henderson Center will be rocking with excitement."

-- Mike D'Antoni, Los Angeles Lakers Head Coach

"Dan coached me for two years in New York (Knicks) and taught me a lot about the game of basketball. He made me a better person and a leader. He has the experience, knowledge, and integrity to create a winning atmosphere and develop players on and off the court."

-- David Lee (Golden State Warriors), two-time NBA All-Star

"Dan is a teacher. He's a coach who can relate to his guys off the court but also motivate them on it. He was a huge part of the most enjoyable year of basketball I played in my career, largely because of the style we played and the confidence he gave me."

-- Steve Novak (Toronto Raptors), nine-year NBA pro



## 2023-24 Marshall Men's Basketball Combined Team Statistics All games

### Game Records

| Record         | Overall | Home | Away | Neutral |
|----------------|---------|------|------|---------|
| ALL GAMES      | 2-3     | 1-0  | 0-0  | 1-3     |
| CONFERENCE     | 0-0     | 0-0  | 0-0  | 0-0     |
| NON-CONFERENCE | 2-3     | 1-0  | 0-0  | 1-3     |

### Score by Periods

| Team      | 1st | 2nd | OT | TOT |
|-----------|-----|-----|----|-----|
| Marshall  | 167 | 195 | 0  | 362 |
| Opponents | 163 | 206 | 0  | 369 |

### Team Box Score

| No.              | Player                  |          |             |      | Total          |             | 3-Point       |             | F-Throw      |             | Rebounds  |            |            |             |           |          |           |           |           |           |            |             |
|------------------|-------------------------|----------|-------------|------|----------------|-------------|---------------|-------------|--------------|-------------|-----------|------------|------------|-------------|-----------|----------|-----------|-----------|-----------|-----------|------------|-------------|
|                  |                         | GP-GS    | MIN         | AVG  | FG-FGA         | FG%         | 3FG-3FGA      | 3FG%        | FT-FTA       | FT%         | OFF       | DEF        | TOT        | AVG         | PF        | DQ       | A         | TO        | BLK       | STL       | PTS        | AVG         |
| 0                | VOYLES, Kevon           | 5-5      | 144:42      | 28.9 | 28-76          | .368        | 7-34          | .206        | 16-22        | .727        | 5         | 9          | 14         | 2.8         | 11        | 0        | 7         | 12        | 1         | 13        | 79         | 15.8        |
| 41               | MARTIN, Nate            | 5-5      | 144:16      | 28.9 | 25-40          | .625        | 0-0           | .000        | 15-17        | .882        | 15        | 32         | 47         | 9.4         | 18        | 1        | 5         | 6         | 10        | 2         | 65         | 13.0        |
| 25               | ANOCHILI-KILLEN, Obinna | 2-2      | 57:56       | 29.0 | 9-16           | .563        | 0-2           | .000        | 8-13         | .615        | 3         | 7          | 10         | 5.0         | 7         | 0        | 1         | 2         | 2         | 1         | 26         | 13.0        |
| 11               | CURFMAN, Kamdyn         | 5-5      | 169:11      | 33.8 | 17-58          | .293        | 12-41         | .293        | 6-7          | .857        | 1         | 9          | 10         | 2.0         | 5         | 0        | 17        | 13        | 0         | 4         | 52         | 10.4        |
| 5                | CRAWFORD, Cameron       | 5-1      | 110:51      | 22.2 | 16-46          | .348        | 5-14          | .357        | 7-9          | .778        | 5         | 12         | 17         | 3.4         | 5         | 0        | 12        | 7         | 1         | 6         | 44         | 8.8         |
| 2                | FRICKS, Wyatt           | 5-2      | 113:01      | 22.6 | 15-32          | .469        | 1-8           | .125        | 7-12         | .583        | 6         | 20         | 26         | 5.2         | 9         | 0        | 3         | 4         | 4         | 5         | 38         | 7.6         |
| 4                | CONNER, Jacob           | 5-5      | 122:05      | 24.4 | 13-32          | .406        | 4-17          | .235        | 4-7          | .571        | 4         | 15         | 19         | 3.8         | 13        | 0        | 14        | 12        | 3         | 3         | 34         | 6.8         |
| 21               | MILADINOVIC, Goran      | 3-0      | 43:48       | 14.6 | 6-10           | .600        | 1-1           | 1.000       | 2-2          | 1.000       | 4         | 12         | 16         | 5.3         | 6         | 0        | 4         | 4         | 5         | 2         | 15         | 5.0         |
| 14               | NUTTER, Ryan            | 5-0      | 78:55       | 15.8 | 2-9            | .222        | 0-3           | .000        | 5-6          | .833        | 5         | 4          | 9          | 1.8         | 8         | 1        | 10        | 3         | 2         | 0         | 9          | 1.8         |
| 15               | SARENAC, Marko          | 1-0      | 09:06       | 9.1  | 0-2            | .000        | 0-2           | .000        | 0-0          | .000        | 0         | 3          | 3          | 3.0         | 1         | 0        | 0         | 0         | 0         | 0         | 0          | 0.0         |
| 1                | MCKEY, Chase            | 1-0      | 06:09       | 6.2  | 0-3            | .000        | 0-0           | .000        | 0-0          | .000        | 1         | 0          | 1          | 1.0         | 2         | 0        | 0         | 0         | 0         | 0         | 0          | 0.0         |
| Team             |                         |          |             |      |                |             |               |             |              |             | 16        | 15         | 31         |             |           |          |           |           |           |           |            |             |
| <b>Total</b>     |                         | <b>5</b> | <b>1000</b> |      | <b>131-324</b> | <b>.404</b> | <b>30-122</b> | <b>.246</b> | <b>70-95</b> | <b>.737</b> | <b>65</b> | <b>138</b> | <b>203</b> | <b>40.6</b> | <b>85</b> | <b>2</b> | <b>73</b> | <b>63</b> | <b>28</b> | <b>36</b> | <b>362</b> | <b>72.4</b> |
| <b>Opponents</b> |                         | <b>5</b> | <b>1000</b> |      | <b>139-327</b> | <b>.425</b> | <b>34-119</b> | <b>.286</b> | <b>57-92</b> | <b>.620</b> | <b>67</b> | <b>143</b> | <b>210</b> | <b>42.0</b> | <b>87</b> | <b>1</b> | <b>75</b> | <b>72</b> | <b>16</b> | <b>41</b> | <b>369</b> | <b>73.8</b> |

### Team Statistics

|                        | MARSH          | OPP            |
|------------------------|----------------|----------------|
| <b>Scoring</b>         | <b>362</b>     | <b>369</b>     |
| Points per game        | 72.4           | 73.8           |
| Scoring margin         | -1.4           | -              |
| <b>Field goals-att</b> | <b>131-324</b> | <b>139-327</b> |
| Field goal pct         | .404           | .425           |
| <b>3 point fg-att</b>  | <b>30-122</b>  | <b>34-119</b>  |
| 3-point FG pct         | .246           | .286           |
| 3-pt FG made per game  | 6.0            | 6.8            |
| <b>Free throws-att</b> | <b>70-95</b>   | <b>57-92</b>   |
| Free throw pct         | .737           | .620           |
| F-Throws made per game | 14.0           | 11.4           |
| <b>Rebounds</b>        | <b>203</b>     | <b>210</b>     |
| Rebounds per game      | 40.6           | 42.0           |
| Rebounding margin      | -1.4           | -              |
| <b>Assists</b>         | <b>73</b>      | <b>75</b>      |
| Assists per game       | 14.6           | 15.0           |
| <b>Turnovers</b>       | <b>63</b>      | <b>72</b>      |
| Turnovers per game     | 12.6           | 14.4           |
| Turnover margin        | +1.8           | -              |
| Assist/turnover ratio  | 1.2            | 1.0            |
| <b>Steals</b>          | <b>36</b>      | <b>41</b>      |
| Steals per game        | 7.2            | 8.2            |
| <b>Blocks</b>          | <b>28</b>      | <b>16</b>      |
| Blocks per game        | 5.6            | 3.2            |
| <b>Winning streak</b>  | <b>0</b>       | <b>-</b>       |
| Home win streak        | 1              | -              |
| <b>Attendance</b>      | <b>4443</b>    | <b>0</b>       |
| Home games-Avg/Game    | 1-4443         | 0-0            |
| Neutral site-Avg/Game  | -              | 4-253          |

### Team Results

| Date       | Opponent    |   | Score | Att. |
|------------|-------------|---|-------|------|
| 11/06/2023 | Queens (NC) | W | 89-73 | 4443 |
| 11/10/2023 | vs Radford  | L | 62-66 | 1013 |
| 11/19/2023 | vs Utah St. | L | 60-83 | 0    |
| 11/20/2023 | vs FIU      | W | 80-69 | 0    |
| 11/21/2023 | vs Oakland  | L | 71-78 | 0    |





**2023-24 Marshall Men's Basketball  
Team High/Low Analysis  
All games**

**Marshall - Game Highs**

|                              |      |         |                              |
|------------------------------|------|---------|------------------------------|
| <b>POINTS</b>                | 89   |         | Queens (NC) (11/06/2023)     |
|                              | 80   |         | vs FIU (N) (11/20/2023)      |
|                              | 71   |         | vs Oakland (N) (11/21/2023)  |
|                              | 62   |         | vs Radford (N) (11/10/2023)  |
|                              | 60   |         | vs Utah St. (N) (11/19/2023) |
| <b>FIELD GOALS MADE</b>      | 36   |         | Queens (NC) (11/06/2023)     |
|                              | 27   |         | vs Oakland (N) (11/21/2023)  |
| <b>FIELD GOAL ATTEMPTS</b>   | 74   |         | Queens (NC) (11/06/2023)     |
|                              | 73   |         | vs Oakland (N) (11/21/2023)  |
| <b>FIELD GOAL PERCENTAGE</b> | .500 | (26-52) | vs FIU (N) (11/20/2023)      |
|                              | .486 | (36-74) | Queens (NC) (11/06/2023)     |
| <b>3 PT FG MADE</b>          | 8    |         | Queens (NC) (11/06/2023)     |
|                              | 7    |         | vs Oakland (N) (11/21/2023)  |
|                              | 7    |         | vs FIU (N) (11/20/2023)      |
| <b>3 PT FG ATTEMPTS</b>      | 35   |         | vs Oakland (N) (11/21/2023)  |
|                              | 26   |         | Queens (NC) (11/06/2023)     |
| <b>3 PT FG PERCENTAGE</b>    | .308 | (8-26)  | Queens (NC) (11/06/2023)     |
|                              | .292 | (7-24)  | vs FIU (N) (11/20/2023)      |
| <b>FREE THROWS MADE</b>      | 21   |         | vs FIU (N) (11/20/2023)      |
|                              | 16   |         | vs Radford (N) (11/10/2023)  |
| <b>FREE THROW ATTEMPTS</b>   | 22   |         | vs FIU (N) (11/20/2023)      |
|                              | 22   |         | vs Radford (N) (11/10/2023)  |
| <b>FREE THROW PERCENTAGE</b> | .955 | (21-22) | vs FIU (N) (11/20/2023)      |
|                              | .727 | (16-22) | vs Radford (N) (11/10/2023)  |
| <b>REBOUNDS</b>              | 48   |         | vs Oakland (N) (11/21/2023)  |
|                              | 43   |         | Queens (NC) (11/06/2023)     |
| <b>ASSISTS</b>               | 19   |         | vs FIU (N) (11/20/2023)      |
|                              | 16   |         | vs Oakland (N) (11/21/2023)  |
| <b>STEALS</b>                | 11   |         | Queens (NC) (11/06/2023)     |
|                              | 7    |         | vs Oakland (N) (11/21/2023)  |
|                              | 7    |         | vs Radford (N) (11/10/2023)  |
| <b>BLOCKED SHOTS</b>         | 9    |         | Queens (NC) (11/06/2023)     |
|                              | 7    |         | vs Oakland (N) (11/21/2023)  |
| <b>TURNOVERS</b>             | 19   |         | vs FIU (N) (11/20/2023)      |
|                              | 13   |         | vs Oakland (N) (11/21/2023)  |
|                              | 13   |         | vs Utah St. (N) (11/19/2023) |
| <b>FOULS</b>                 | 21   |         | vs Utah St. (N) (11/19/2023) |
|                              | 18   |         | Queens (NC) (11/06/2023)     |



**2023-24 Marshall Men's Basketball  
Team High/Low Analysis  
All games**

**Opponent - Game Highs**

|                              |      |         |                              |
|------------------------------|------|---------|------------------------------|
| <b>POINTS</b>                | 83   |         | vs Utah St. (N) (11/19/2023) |
|                              | 78   |         | vs Oakland (N) (11/21/2023)  |
|                              | 73   |         | Queens (NC) (11/06/2023)     |
|                              | 69   |         | vs FIU (N) (11/20/2023)      |
|                              | 66   |         | vs Radford (N) (11/10/2023)  |
| <b>FIELD GOALS MADE</b>      | 31   |         | vs Oakland (N) (11/21/2023)  |
|                              | 30   |         | vs Utah St. (N) (11/19/2023) |
| <b>FIELD GOAL ATTEMPTS</b>   | 72   |         | vs Oakland (N) (11/21/2023)  |
|                              | 70   |         | Queens (NC) (11/06/2023)     |
| <b>FIELD GOAL PERCENTAGE</b> | .545 | (30-55) | vs Utah St. (N) (11/19/2023) |
|                              | .431 | (31-72) | vs Oakland (N) (11/21/2023)  |
| <b>3 PT FG MADE</b>          | 9    |         | vs Radford (N) (11/10/2023)  |
|                              | 7    |         | vs Oakland (N) (11/21/2023)  |
|                              | 7    |         | vs FIU (N) (11/20/2023)      |
|                              | 7    |         | Queens (NC) (11/06/2023)     |
| <b>3 PT FG ATTEMPTS</b>      | 29   |         | vs FIU (N) (11/20/2023)      |
|                              | 26   |         | Queens (NC) (11/06/2023)     |
| <b>3 PT FG PERCENTAGE</b>    | .360 | (9-25)  | vs Radford (N) (11/10/2023)  |
|                              | .286 | (4-14)  | vs Utah St. (N) (11/19/2023) |
| <b>FREE THROWS MADE</b>      | 19   |         | vs Utah St. (N) (11/19/2023) |
|                              | 12   |         | Queens (NC) (11/06/2023)     |
| <b>FREE THROW ATTEMPTS</b>   | 28   |         | vs Utah St. (N) (11/19/2023) |
|                              | 20   |         | Queens (NC) (11/06/2023)     |
| <b>FREE THROW PERCENTAGE</b> | .679 | (19-28) | vs Utah St. (N) (11/19/2023) |
|                              | .643 | (9-14)  | vs Oakland (N) (11/21/2023)  |
| <b>REBOUNDS</b>              | 50   |         | vs Radford (N) (11/10/2023)  |
|                              | 45   |         | Queens (NC) (11/06/2023)     |
| <b>ASSISTS</b>               | 19   |         | vs Utah St. (N) (11/19/2023) |
|                              | 16   |         | vs Oakland (N) (11/21/2023)  |
| <b>STEALS</b>                | 15   |         | vs FIU (N) (11/20/2023)      |
|                              | 10   |         | Queens (NC) (11/06/2023)     |
| <b>BLOCKED SHOTS</b>         | 5    |         | vs Utah St. (N) (11/19/2023) |
|                              | 5    |         | vs Radford (N) (11/10/2023)  |
| <b>TURNOVERS</b>             | 18   |         | Queens (NC) (11/06/2023)     |
|                              | 16   |         | vs FIU (N) (11/20/2023)      |
| <b>FOULS</b>                 | 21   |         | vs FIU (N) (11/20/2023)      |
|                              | 20   |         | vs Radford (N) (11/10/2023)  |



**2023-24 Marshall Men's Basketball  
Team High/Low Analysis  
All games**

**Marshall - Game Lows**

|                              |              |                              |
|------------------------------|--------------|------------------------------|
| <b>POINTS</b>                | 60           | vs Utah St. (N) (11/19/2023) |
|                              | 62           | vs Radford (N) (11/10/2023)  |
|                              | 71           | vs Oakland (N) (11/21/2023)  |
|                              | 80           | vs FIU (N) (11/20/2023)      |
|                              | 89           | Queens (NC) (11/06/2023)     |
| <b>FIELD GOALS MADE</b>      | 21           | vs Utah St. (N) (11/19/2023) |
|                              | 21           | vs Radford (N) (11/10/2023)  |
| <b>FIELD GOAL ATTEMPTS</b>   | 52           | vs FIU (N) (11/20/2023)      |
|                              | 60           | vs Utah St. (N) (11/19/2023) |
| <b>FIELD GOAL PERCENTAGE</b> | .323 (21-65) | vs Radford (N) (11/10/2023)  |
|                              | .350 (21-60) | vs Utah St. (N) (11/19/2023) |
| <b>3 PT FG MADE</b>          | 4            | vs Utah St. (N) (11/19/2023) |
|                              | 4            | vs Radford (N) (11/10/2023)  |
| <b>3 PT FG ATTEMPTS</b>      | 18           | vs Utah St. (N) (11/19/2023) |
|                              | 19           | vs Radford (N) (11/10/2023)  |
| <b>3 PT FG PERCENTAGE</b>    | .200 (7-35)  | vs Oakland (N) (11/21/2023)  |
|                              | .211 (4-19)  | vs Radford (N) (11/10/2023)  |
| <b>FREE THROWS MADE</b>      | 9            | Queens (NC) (11/06/2023)     |
|                              | 10           | vs Oakland (N) (11/21/2023)  |
| <b>FREE THROW ATTEMPTS</b>   | 14           | vs Oakland (N) (11/21/2023)  |
|                              | 16           | Queens (NC) (11/06/2023)     |
| <b>FREE THROW PERCENTAGE</b> | .563 (9-16)  | Queens (NC) (11/06/2023)     |
|                              | .667 (14-21) | vs Utah St. (N) (11/19/2023) |
| <b>REBOUNDS</b>              | 36           | vs FIU (N) (11/20/2023)      |
|                              | 36           | vs Utah St. (N) (11/19/2023) |
| <b>ASSISTS</b>               | 11           | vs Utah St. (N) (11/19/2023) |
|                              | 12           | vs Radford (N) (11/10/2023)  |
| <b>STEALS</b>                | 5            | vs Utah St. (N) (11/19/2023) |
|                              | 6            | vs FIU (N) (11/20/2023)      |
| <b>BLOCKED SHOTS</b>         | 2            | vs Utah St. (N) (11/19/2023) |
|                              | 4            | vs FIU (N) (11/20/2023)      |
| <b>TURNOVERS</b>             | 6            | vs Radford (N) (11/10/2023)  |
|                              | 12           | Queens (NC) (11/06/2023)     |
| <b>FOULS</b>                 | 13           | vs FIU (N) (11/20/2023)      |
|                              | 16           | vs Oakland (N) (11/21/2023)  |



**2023-24 Marshall Men's Basketball  
Team High/Low Analysis  
All games**

**Opponent - Game Lows**

|                              |      |         |                              |
|------------------------------|------|---------|------------------------------|
| <b>POINTS</b>                | 66   |         | vs Radford (N) (11/10/2023)  |
|                              | 69   |         | vs FIU (N) (11/20/2023)      |
|                              | 73   |         | Queens (NC) (11/06/2023)     |
|                              | 78   |         | vs Oakland (N) (11/21/2023)  |
|                              | 83   |         | vs Utah St. (N) (11/19/2023) |
| <b>FIELD GOALS MADE</b>      | 23   |         | vs Radford (N) (11/10/2023)  |
|                              | 27   |         | Queens (NC) (11/06/2023)     |
| <b>FIELD GOAL ATTEMPTS</b>   | 55   |         | vs Utah St. (N) (11/19/2023) |
|                              | 61   |         | vs Radford (N) (11/10/2023)  |
| <b>FIELD GOAL PERCENTAGE</b> | .377 | (23-61) | vs Radford (N) (11/10/2023)  |
|                              | .386 | (27-70) | Queens (NC) (11/06/2023)     |
| <b>3 PT FG MADE</b>          | 4    |         | vs Utah St. (N) (11/19/2023) |
|                              | 7    |         | vs Oakland (N) (11/21/2023)  |
|                              | 7    |         | vs FIU (N) (11/20/2023)      |
|                              | 7    |         | Queens (NC) (11/06/2023)     |
| <b>3 PT FG ATTEMPTS</b>      | 14   |         | vs Utah St. (N) (11/19/2023) |
|                              | 25   |         | vs Oakland (N) (11/21/2023)  |
|                              | 25   |         | vs Radford (N) (11/10/2023)  |
| <b>3 PT FG PERCENTAGE</b>    | .241 | (7-29)  | vs FIU (N) (11/20/2023)      |
|                              | .269 | (7-26)  | Queens (NC) (11/06/2023)     |
| <b>FREE THROWS MADE</b>      | 6    |         | vs FIU (N) (11/20/2023)      |
|                              | 9    |         | vs Oakland (N) (11/21/2023)  |
| <b>FREE THROW ATTEMPTS</b>   | 12   |         | vs FIU (N) (11/20/2023)      |
|                              | 14   |         | vs Oakland (N) (11/21/2023)  |
| <b>FREE THROW PERCENTAGE</b> | .500 | (6-12)  | vs FIU (N) (11/20/2023)      |
|                              | .600 | (12-20) | Queens (NC) (11/06/2023)     |
| <b>REBOUNDS</b>              | 34   |         | vs FIU (N) (11/20/2023)      |
|                              | 37   |         | vs Utah St. (N) (11/19/2023) |
| <b>ASSISTS</b>               | 12   |         | vs Radford (N) (11/10/2023)  |
|                              | 13   |         | vs FIU (N) (11/20/2023)      |
| <b>STEALS</b>                | 4    |         | vs Radford (N) (11/10/2023)  |
|                              | 5    |         | vs Utah St. (N) (11/19/2023) |
| <b>BLOCKED SHOTS</b>         | 1    |         | vs Oakland (N) (11/21/2023)  |
|                              | 1    |         | vs FIU (N) (11/20/2023)      |
| <b>TURNOVERS</b>             | 10   |         | vs Oakland (N) (11/21/2023)  |
|                              | 13   |         | vs Utah St. (N) (11/19/2023) |
| <b>FOULS</b>                 | 14   |         | vs Oakland (N) (11/21/2023)  |
|                              | 14   |         | Queens (NC) (11/06/2023)     |



**2023-24 Marshall Men's Basketball  
Player Highs Analysis  
All games**

**Marshall - Individual Game Highs**

|                                           |       |       |                                                    |
|-------------------------------------------|-------|-------|----------------------------------------------------|
| <b>POINTS</b>                             | 18    |       | Kevon Voyles vs Oakland (N) (11/21/2023)           |
|                                           | 18    |       | Kevon Voyles vs FIU (N) (11/20/2023)               |
|                                           | 18    |       | Kamdyn Curfman vs Radford (N) (11/10/2023)         |
|                                           | 18    |       | Kevon Voyles vs Queens (NC) (11/06/2023)           |
|                                           | 17    |       | Kevon Voyles vs Utah St. (N) (11/19/2023)          |
| <b>FIELD GOALS MADE</b>                   | 8     |       | Kevon Voyles vs Queens (NC) (11/06/2023)           |
|                                           | 7     |       | Kevon Voyles vs Oakland (N) (11/21/2023)           |
|                                           | 7     |       | Kevon Voyles vs Utah St. (N) (11/19/2023)          |
|                                           | 7     |       | Nate Martin vs Queens (NC) (11/06/2023)            |
| <b>FIELD GOAL ATTEMPTS</b>                | 22    |       | Kevon Voyles vs Queens (NC) (11/06/2023)           |
|                                           | 17    |       | Kevon Voyles vs Utah St. (N) (11/19/2023)          |
| <b>FIELD GOAL PERCENTAGE (min 5 made)</b> | .750  | (6-8) | Wyatt Fricks vs FIU (N) (11/20/2023)               |
|                                           | .667  | (6-9) | Jacob Conner vs FIU (N) (11/20/2023)               |
| <b>3 PT FG MADE</b>                       | 4     |       | Kamdyn Curfman vs Radford (N) (11/10/2023)         |
|                                           | 3     |       | Kevon Voyles vs Oakland (N) (11/21/2023)           |
|                                           | 3     |       | Jacob Conner vs FIU (N) (11/20/2023)               |
|                                           | 3     |       | Kamdyn Curfman vs Queens (NC) (11/06/2023)         |
|                                           | 3     |       | Cameron Crawford vs Queens (NC) (11/06/2023)       |
| <b>3 PT FG ATTEMPTS</b>                   | 11    |       | Kamdyn Curfman vs Oakland (N) (11/21/2023)         |
|                                           | 10    |       | Kevon Voyles vs Queens (NC) (11/06/2023)           |
| <b>3 PT FG PERCENTAGE (min 2 made)</b>    | .750  | (3-4) | Cameron Crawford vs Queens (NC) (11/06/2023)       |
|                                           | .600  | (3-5) | Jacob Conner vs FIU (N) (11/20/2023)               |
| <b>FREE THROWS MADE</b>                   | 11    |       | Kevon Voyles vs FIU (N) (11/20/2023)               |
|                                           | 6     |       | Cameron Crawford vs Utah St. (N) (11/19/2023)      |
| <b>FREE THROW ATTEMPTS</b>                | 12    |       | Kevon Voyles vs FIU (N) (11/20/2023)               |
|                                           | 7     |       | Cameron Crawford vs Utah St. (N) (11/19/2023)      |
|                                           | 7     |       | Obinna Anochili-Killen vs Radford (N) (11/10/2023) |
| <b>FREE THROW PERCENTAGE (min 3 made)</b> | 1.000 | (4-4) | Nate Martin vs Oakland (N) (11/21/2023)            |
|                                           | 1.000 | (4-4) | Nate Martin vs FIU (N) (11/20/2023)                |
|                                           | 1.000 | (4-4) | Kamdyn Curfman vs Radford (N) (11/10/2023)         |
| <b>REBOUNDS</b>                           | 11    |       | Wyatt Fricks vs Oakland (N) (11/21/2023)           |
|                                           | 11    |       | Nate Martin vs Oakland (N) (11/21/2023)            |
|                                           | 11    |       | Nate Martin vs FIU (N) (11/20/2023)                |
|                                           | 11    |       | Nate Martin vs Radford (N) (11/10/2023)            |
| <b>ASSISTS</b>                            | 5     |       | Kamdyn Curfman vs Queens (NC) (11/06/2023)         |
|                                           | 5     |       | Kevon Voyles vs Queens (NC) (11/06/2023)           |
| <b>STEALS</b>                             | 5     |       | Kevon Voyles vs Radford (N) (11/10/2023)           |
|                                           | 3     |       | Kevon Voyles vs FIU (N) (11/20/2023)               |
|                                           | 3     |       | Wyatt Fricks vs Queens (NC) (11/06/2023)           |
|                                           | 3     |       | Cameron Crawford vs Queens (NC) (11/06/2023)       |
|                                           | 3     |       | Kevon Voyles vs Queens (NC) (11/06/2023)           |
| <b>BLOCKED SHOTS</b>                      | 4     |       | Goran Miladinovic vs Oakland (N) (11/21/2023)      |
|                                           | 4     |       | Nate Martin vs Radford (N) (11/10/2023)            |
| <b>TURNOVERS</b>                          | 6     |       | Jacob Conner vs Oakland (N) (11/21/2023)           |
|                                           | 4     |       | Kevon Voyles vs FIU (N) (11/20/2023)               |
|                                           | 4     |       | Kamdyn Curfman vs FIU (N) (11/20/2023)             |
|                                           | 4     |       | Kamdyn Curfman vs Queens (NC) (11/06/2023)         |
| <b>FOULS</b>                              | 5     |       | Nate Martin vs Oakland (N) (11/21/2023)            |
|                                           | 5     |       | Ryan Nutter vs Utah St. (N) (11/19/2023)           |





**2023-24 Marshall Men's Basketball  
Player Highs Analysis  
All games**

**Opponent - Individual Game Highs**

|                                           |       |        |                                              |
|-------------------------------------------|-------|--------|----------------------------------------------|
| <b>POINTS</b>                             | 22    |        | Kenyon Giles vs Radford (N) (11/10/2023)     |
|                                           | 20    |        | Rocket Watts vs Oakland (N) (11/21/2023)     |
|                                           | 19    |        | Deyton Albury vs Queens (NC) (11/06/2023)    |
|                                           | 18    |        | Chris Conway vs Oakland (N) (11/21/2023)     |
|                                           | 18    |        | Great Osobor vs Utah St. (N) (11/19/2023)    |
| <b>FIELD GOALS MADE</b>                   | 9     |        | Chris Conway vs Oakland (N) (11/21/2023)     |
|                                           | 8     |        | Kenyon Giles vs Radford (N) (11/10/2023)     |
|                                           | 8     |        | Deyton Albury vs Queens (NC) (11/06/2023)    |
| <b>FIELD GOAL ATTEMPTS</b>                | 22    |        | Kenyon Giles vs Radford (N) (11/10/2023)     |
|                                           | 18    |        | Deyton Albury vs Queens (NC) (11/06/2023)    |
| <b>FIELD GOAL PERCENTAGE (min 5 made)</b> | .714  | (5-7)  | Mason Falslev vs Utah St. (N) (11/19/2023)   |
|                                           | .700  | (7-10) | Isaiah Jones vs Oakland (N) (11/21/2023)     |
| <b>3 PT FG MADE</b>                       | 5     |        | Jack Gohlke vs Oakland (N) (11/21/2023)      |
|                                           | 5     |        | Chris Ashby vs Queens (NC) (11/06/2023)      |
| <b>3 PT FG ATTEMPTS</b>                   | 15    |        | Jack Gohlke vs Oakland (N) (11/21/2023)      |
|                                           | 14    |        | Chris Ashby vs Queens (NC) (11/06/2023)      |
| <b>3 PT FG PERCENTAGE (min 2 made)</b>    | .750  | (3-4)  | Chandler Turner vs Radford (N) (11/10/2023)  |
|                                           | .429  | (3-7)  | Javaunte Hawkins vs FIU (N) (11/20/2023)     |
| <b>FREE THROWS MADE</b>                   | 6     |        | Great Osobor vs Utah St. (N) (11/19/2023)    |
|                                           | 5     |        | Rocket Watts vs Oakland (N) (11/21/2023)     |
|                                           | 5     |        | Kenyon Giles vs Radford (N) (11/10/2023)     |
| <b>FREE THROW ATTEMPTS</b>                | 11    |        | Great Osobor vs Utah St. (N) (11/19/2023)    |
|                                           | 6     |        | Rocket Watts vs Oakland (N) (11/21/2023)     |
|                                           | 6     |        | Ian Martinez vs Utah St. (N) (11/19/2023)    |
|                                           | 6     |        | Justin Archer vs Radford (N) (11/10/2023)    |
|                                           | 6     |        | Bryce Cash vs Queens (NC) (11/06/2023)       |
| <b>FREE THROW PERCENTAGE (min 3 made)</b> | 1.000 | (5-5)  | Kenyon Giles vs Radford (N) (11/10/2023)     |
|                                           | 1.000 | (4-4)  | Darius Brown II vs Utah St. (N) (11/19/2023) |
| <b>REBOUNDS</b>                           | 16    |        | Great Osobor vs Utah St. (N) (11/19/2023)    |
|                                           | 14    |        | Justin Archer vs Radford (N) (11/10/2023)    |
| <b>ASSISTS</b>                            | 8     |        | Darius Brown II vs Utah St. (N) (11/19/2023) |
|                                           | 8     |        | Deyton Albury vs Queens (NC) (11/06/2023)    |
| <b>STEALS</b>                             | 4     |        | Petar Krivokapic vs FIU (N) (11/20/2023)     |
|                                           | 3     |        | Dashon Gittens vs FIU (N) (11/20/2023)       |
|                                           | 3     |        | Max Agbonkpolo vs Utah St. (N) (11/19/2023)  |
|                                           | 3     |        | AJ McKee vs Queens (NC) (11/06/2023)         |
| <b>BLOCKED SHOTS</b>                      | 3     |        | Ian Martinez vs Utah St. (N) (11/19/2023)    |
|                                           | 2     |        | Great Osobor vs Utah St. (N) (11/19/2023)    |
|                                           | 2     |        | Bryan Antoine vs Radford (N) (11/10/2023)    |
| <b>TURNOVERS</b>                          | 7     |        | Deyton Albury vs Queens (NC) (11/06/2023)    |
|                                           | 6     |        | Trey Townsend vs Oakland (N) (11/21/2023)    |
|                                           | 6     |        | Arturo Dean vs FIU (N) (11/20/2023)          |
| <b>FOULS</b>                              | 5     |        | Arturo Dean vs FIU (N) (11/20/2023)          |
|                                           | 4     |        | Dashon Gittens vs FIU (N) (11/20/2023)       |
|                                           | 4     |        | Truth Harris vs Radford (N) (11/10/2023)     |
|                                           | 4     |        | Justin Archer vs Radford (N) (11/10/2023)    |



**2023-24 Marshall Men's Basketball  
Team Game-by-Game  
All games**

| Opponent     | Date       | Score      |   | Total          |             | 3-Pointers    |             | Free throws  |             | Rebounds  |            |            |             |           |           |           |           |           |            |             |
|--------------|------------|------------|---|----------------|-------------|---------------|-------------|--------------|-------------|-----------|------------|------------|-------------|-----------|-----------|-----------|-----------|-----------|------------|-------------|
|              |            |            |   | FG-FGA         | PCT         | 3FG-3FGA      | PCT         | FT-FTA       | PCT         | OFF       | DEF        | TOT        | AVG         | PF        | A         | TO        | BLK       | STL       | PTS        | AVG         |
| Queens (NC)  | 11/06/2023 | 89-73      | W | 36-74          | .486        | 8-26          | .308        | 9-16         | .563        | 14        | 29         | 43         | 43.0        | 18        | 15        | 12        | 9         | 11        | 89         | 89.0        |
| vs Radford   | 11/10/2023 | 62-66      | L | 21-65          | .323        | 4-19          | .211        | 16-22        | .727        | 14        | 26         | 40         | 41.5        | 17        | 12        | 6         | 6         | 7         | 62         | 75.5        |
| vs Utah St.  | 11/19/2023 | 60-83      | L | 21-60          | .350        | 4-18          | .222        | 14-21        | .667        | 12        | 24         | 36         | 39.7        | 21        | 11        | 13        | 2         | 5         | 60         | 70.3        |
| vs FIU       | 11/20/2023 | 80-69      | W | 26-52          | .500        | 7-24          | .292        | 21-22        | .955        | 8         | 28         | 36         | 38.8        | 13        | 19        | 19        | 4         | 6         | 80         | 72.8        |
| vs Oakland   | 11/21/2023 | 71-78      | L | 27-73          | .370        | 7-35          | .200        | 10-14        | .714        | 17        | 31         | 48         | 40.6        | 16        | 16        | 13        | 7         | 7         | 71         | 72.4        |
| <b>Total</b> |            | <b>362</b> |   | <b>131-324</b> | <b>.404</b> | <b>30-122</b> | <b>.246</b> | <b>70-95</b> | <b>.737</b> | <b>65</b> | <b>138</b> | <b>203</b> | <b>40.6</b> | <b>85</b> | <b>73</b> | <b>63</b> | <b>28</b> | <b>36</b> | <b>362</b> | <b>72.4</b> |
| Opponents    |            | 369        |   | 139-327        | .425        | 34-119        | .286        | 57-92        | .620        | 67        | 143        | 210        | 42.0        | 87        | 75        | 72        | 16        | 41        | 369        | 73.8        |

**Marshall Averages**

| Games Played | Points/game | FG Pct | 3FG Pct | FT Pct | Rebounds/game | Assists/game | Turnovers/game | Assist/Turnover ratio | Steals/game | Blocks/game |
|--------------|-------------|--------|---------|--------|---------------|--------------|----------------|-----------------------|-------------|-------------|
| 5            | 72.4        | 40.4   | 24.6    | 73.7   | 40.6          | 14.6         | 12.6           | 1.2                   | 7.2         | 5.6         |



**2023-24 Marshall Men's Basketball  
Individual Game-by-Game  
All games**

**#0 VOYLES, Kevon**

| Opponent      | Date       | GS       | MIN           | Total        |             | 3-Pointers  |             | Free throws  |             | Rebounds |          |           |            | PF        | A        | TO        | BLK      | STL       | PTS       | AVG         |
|---------------|------------|----------|---------------|--------------|-------------|-------------|-------------|--------------|-------------|----------|----------|-----------|------------|-----------|----------|-----------|----------|-----------|-----------|-------------|
|               |            |          |               | FG-FGA       | PCT         | 3FG-3FGA    | PCT         | FT-FTA       | PCT         | OFF      | DEF      | TOT       | AVG        |           |          |           |          |           |           |             |
| Queens (NC)   | 11/06/2023 | *        | 31:09         | 8-22         | .364        | 2-10        | .200        | 0-2          | .000        | 3        | 3        | 6         | 6.0        | 1         | 5        | 1         | 0        | 3         | 18        | 18.0        |
| vs Radford    | 11/10/2023 | *        | 28:11         | 3-16         | .188        | 0-6         | .000        | 2-2          | 1.000       | 0        | 1        | 1         | 3.5        | 3         | 0        | 2         | 0        | 5         | 8         | 13.0        |
| vs Utah St.   | 11/19/2023 | *        | 31:19         | 7-17         | .412        | 1-5         | .200        | 2-4          | .500        | 0        | 2        | 2         | 3.0        | 3         | 1        | 3         | 0        | 0         | 17        | 14.3        |
| vs FIU        | 11/20/2023 | *        | 20:44         | 3-7          | .429        | 1-5         | .200        | 11-12        | .917        | 1        | 3        | 4         | 3.3        | 2         | 0        | 4         | 0        | 3         | 18        | 15.3        |
| vs Oakland    | 11/21/2023 | *        | 33:19         | 7-14         | .500        | 3-8         | .375        | 1-2          | .500        | 1        | 0        | 1         | 2.8        | 2         | 1        | 2         | 1        | 2         | 18        | 15.8        |
| <b>Totals</b> |            | <b>5</b> | <b>144:42</b> | <b>28-76</b> | <b>.368</b> | <b>7-34</b> | <b>.206</b> | <b>16-22</b> | <b>.727</b> | <b>5</b> | <b>9</b> | <b>14</b> | <b>2.8</b> | <b>11</b> | <b>7</b> | <b>12</b> | <b>1</b> | <b>13</b> | <b>79</b> | <b>15.8</b> |

**Player Averages**

| Games Played | Minutes/ game | Points/ game | FG Pct | 3FG Pct | FT Pct | Rebounds/ game | Assists/ game | Turnovers/ game | Assist/Turnover ratio | Steals/ game | Blocks/ game |
|--------------|---------------|--------------|--------|---------|--------|----------------|---------------|-----------------|-----------------------|--------------|--------------|
| 5            | 28.9          | 15.8         | 36.8   | 20.6    | 72.7   | 2.8            | 1.4           | 2.4             | 0.6                   | 2.6          | 0.2          |



2023-24 Marshall Men's Basketball  
Individual Game-by-Game  
All games

#1 MCKEY, Chase

| Opponent      | Date       | GS       | MIN          | Total      |             | 3-Pointers |             | Free throws |             | Rebounds |          |          |            | PF       | A        | TO       | BLK      | STL      | PTS      | AVG        |
|---------------|------------|----------|--------------|------------|-------------|------------|-------------|-------------|-------------|----------|----------|----------|------------|----------|----------|----------|----------|----------|----------|------------|
|               |            |          |              | FG-FGA     | PCT         | 3FG-3FGA   | PCT         | FT-FTA      | PCT         | OFF      | DEF      | TOT      | AVG        |          |          |          |          |          |          |            |
| vs Utah St.   | 11/19/2023 |          | 06:09        | 0-3        | .000        | 0-0        | .000        | 0-0         | .000        | 1        | 0        | 1        | 1.0        | 2        | 0        | 0        | 0        | 0        | 0        | 0.0        |
| <b>Totals</b> |            | <b>0</b> | <b>06:09</b> | <b>0-3</b> | <b>.000</b> | <b>0-0</b> | <b>.000</b> | <b>0-0</b>  | <b>.000</b> | <b>1</b> | <b>0</b> | <b>1</b> | <b>1.0</b> | <b>2</b> | <b>0</b> | <b>0</b> | <b>0</b> | <b>0</b> | <b>0</b> | <b>0.0</b> |

Player Averages

| Games Played | Minutes/game | Points/game | FG Pct | 3FG Pct | FT Pct | Rebounds/game | Assists/game | Turnovers/game | Assist/Turnover ratio | Steals/game | Blocks/game |
|--------------|--------------|-------------|--------|---------|--------|---------------|--------------|----------------|-----------------------|-------------|-------------|
| 1            | 6.2          | 0.0         | 0.0    | 0.0     | 0.0    | 1.0           | 0.0          | 0.0            | 0.0                   | 0.0         | 0.0         |



**2023-24 Marshall Men's Basketball  
Individual Game-by-Game  
All games**

**#2 FRICKS, Wyatt**

| Opponent      | Date       | GS       | MIN           | Total        |             | 3-Pointers |             | Free throws |             | Rebounds |           |           |            | PF       | A        | TO       | BLK      | STL      | PTS       | AVG        |
|---------------|------------|----------|---------------|--------------|-------------|------------|-------------|-------------|-------------|----------|-----------|-----------|------------|----------|----------|----------|----------|----------|-----------|------------|
|               |            |          |               | FG-FGA       | PCT         | 3FG-3FGA   | PCT         | FT-FTA      | PCT         | OFF      | DEF       | TOT       | AVG        |          |          |          |          |          |           |            |
| Queens (NC)   | 11/06/2023 |          | 30:47         | 4-9          | .444        | 0-2        | .000        | 1-2         | .500        | 1        | 4         | 5         | 5.0        | 4        | 1        | 1        | 3        | 3        | 9         | 9.0        |
| vs Radford    | 11/10/2023 |          | 20:17         | 1-5          | .200        | 0-2        | .000        | 2-4         | .500        | 0        | 4         | 4         | 4.5        | 1        | 0        | 0        | 0        | 0        | 4         | 6.5        |
| vs Utah St.   | 11/19/2023 |          | 10:02         | 0-1          | .000        | 0-1        | .000        | 1-2         | .500        | 0        | 2         | 2         | 3.7        | 1        | 0        | 1        | 0        | 0        | 1         | 4.7        |
| vs FIU        | 11/20/2023 | *        | 29:12         | 6-8          | .750        | 1-1        | 1.000       | 2-2         | 1.000       | 0        | 4         | 4         | 3.8        | 1        | 0        | 2        | 1        | 0        | 15        | 7.3        |
| vs Oakland    | 11/21/2023 | *        | 22:43         | 4-9          | .444        | 0-2        | .000        | 1-2         | .500        | 5        | 6         | 11        | 5.2        | 2        | 2        | 0        | 0        | 2        | 9         | 7.6        |
| <b>Totals</b> |            | <b>2</b> | <b>113:01</b> | <b>15-32</b> | <b>.469</b> | <b>1-8</b> | <b>.125</b> | <b>7-12</b> | <b>.583</b> | <b>6</b> | <b>20</b> | <b>26</b> | <b>5.2</b> | <b>9</b> | <b>3</b> | <b>4</b> | <b>4</b> | <b>5</b> | <b>38</b> | <b>7.6</b> |

**Player Averages**

| Games Played | Minutes/game | Points/game | FG Pct | 3FG Pct | FT Pct | Rebounds/game | Assists/game | Turnovers/game | Assist/Turnover ratio | Steals/game | Blocks/game |
|--------------|--------------|-------------|--------|---------|--------|---------------|--------------|----------------|-----------------------|-------------|-------------|
| 5            | 22.6         | 7.6         | 46.9   | 12.5    | 58.3   | 5.2           | 0.6          | 0.8            | 0.8                   | 1.0         | 0.8         |





**2023-24 Marshall Men's Basketball  
Individual Game-by-Game  
All games**

**#4 CONNER, Jacob**

| Opponent      | Date       | GS | MIN      | Total         |              | 3-Pointers  |             | Free throws |            | Rebounds    |          |           |           | PF         | A         | TO        | BLK       | STL      | PTS      | AVG       |            |
|---------------|------------|----|----------|---------------|--------------|-------------|-------------|-------------|------------|-------------|----------|-----------|-----------|------------|-----------|-----------|-----------|----------|----------|-----------|------------|
|               |            |    |          | FG-FGA        | PCT          | 3FG-3FGA    | PCT         | FT-FTA      | PCT        | OFF         | DEF      | TOT       | AVG       |            |           |           |           |          |          |           |            |
| Queens (NC)   | 11/06/2023 | *  | 22:10    | 2-3           | .667         | 0-0         | .000        | 0-0         | .000       | 0           | 3        | 3         | 3.0       | 4          | 1         | 1         | 2         | 1        | 4        | 4.0       |            |
| vs Radford    | 11/10/2023 | *  | 24:26    | 0-2           | .000         | 0-1         | .000        | 0-0         | .000       | 1           | 4        | 5         | 4.0       | 2          | 4         | 1         | 0         | 0        | 0        | 2.0       |            |
| vs Utah St.   | 11/19/2023 | *  | 21:03    | 2-6           | .333         | 0-3         | .000        | 2-3         | .667       | 3           | 4        | 7         | 5.0       | 2          | 2         | 1         | 0         | 0        | 6        | 3.3       |            |
| vs FIU        | 11/20/2023 | *  | 24:42    | 6-9           | .667         | 3-5         | .600        | 0-0         | .000       | 0           | 1        | 1         | 4.0       | 2          | 4         | 3         | 1         | 0        | 15       | 6.3       |            |
| vs Oakland    | 11/21/2023 | *  | 29:44    | 3-12          | .250         | 1-8         | .125        | 2-4         | .500       | 0           | 3        | 3         | 3.8       | 3          | 3         | 6         | 0         | 2        | 9        | 6.8       |            |
| <b>Totals</b> |            |    | <b>5</b> | <b>122:05</b> | <b>13-32</b> | <b>.406</b> | <b>4-17</b> | <b>.235</b> | <b>4-7</b> | <b>.571</b> | <b>4</b> | <b>15</b> | <b>19</b> | <b>3.8</b> | <b>13</b> | <b>14</b> | <b>12</b> | <b>3</b> | <b>3</b> | <b>34</b> | <b>6.8</b> |

**Player Averages**

| Games Played | Minutes/ game | Points/ game | FG Pct | 3FG Pct | FT Pct | Rebounds/ game | Assists/ game | Turnovers/ game | Assist/Turnover ratio | Steals/ game | Blocks/ game |
|--------------|---------------|--------------|--------|---------|--------|----------------|---------------|-----------------|-----------------------|--------------|--------------|
| 5            | 24.4          | 6.8          | 40.6   | 23.5    | 57.1   | 3.8            | 2.8           | 2.4             | 1.2                   | 0.6          | 0.6          |



**2023-24 Marshall Men's Basketball  
Individual Game-by-Game  
All games**

**#5 CRAWFORD, Cameron**

| Opponent      | Date       | GS       | MIN           | Total        |             | 3-Pointers  |             | Free throws |             | Rebounds |           |           |            | PF       | A         | TO       | BLK      | STL      | PTS       | AVG        |
|---------------|------------|----------|---------------|--------------|-------------|-------------|-------------|-------------|-------------|----------|-----------|-----------|------------|----------|-----------|----------|----------|----------|-----------|------------|
|               |            |          |               | FG-FGA       | PCT         | 3FG-3FGA    | PCT         | FT-FTA      | PCT         | OFF      | DEF       | TOT       | AVG        |          |           |          |          |          |           |            |
| Queens (NC)   | 11/06/2023 |          | 22:02         | 5-8          | .625        | 3-4         | .750        | 1-2         | .500        | 1        | 2         | 3         | 3.0        | 2        | 1         | 1        | 1        | 3        | 14        | 14.0       |
| vs Radford    | 11/10/2023 |          | 17:31         | 2-8          | .250        | 0-1         | .000        | 0-0         | .000        | 2        | 1         | 3         | 3.0        | 1        | 2         | 1        | 0        | 1        | 4         | 9.0        |
| vs Utah St.   | 11/19/2023 | *        | 27:51         | 2-8          | .250        | 0-0         | .000        | 6-7         | .857        | 1        | 5         | 6         | 4.0        | 2        | 4         | 2        | 0        | 2        | 10        | 9.3        |
| vs FIU        | 11/20/2023 |          | 18:13         | 3-9          | .333        | 1-3         | .333        | 0-0         | .000        | 0        | 0         | 0         | 3.0        | 0        | 2         | 1        | 0        | 0        | 7         | 8.8        |
| vs Oakland    | 11/21/2023 |          | 25:14         | 4-13         | .308        | 1-6         | .167        | 0-0         | .000        | 1        | 4         | 5         | 3.4        | 0        | 3         | 2        | 0        | 0        | 9         | 8.8        |
| <b>Totals</b> |            | <b>1</b> | <b>110:51</b> | <b>16-46</b> | <b>.348</b> | <b>5-14</b> | <b>.357</b> | <b>7-9</b>  | <b>.778</b> | <b>5</b> | <b>12</b> | <b>17</b> | <b>3.4</b> | <b>5</b> | <b>12</b> | <b>7</b> | <b>1</b> | <b>6</b> | <b>44</b> | <b>8.8</b> |

**Player Averages**

| Games Played | Minutes/game | Points/game | FG Pct | 3FG Pct | FT Pct | Rebounds/game | Assists/game | Turnovers/game | Assist/Turnover ratio | Steals/game | Blocks/game |
|--------------|--------------|-------------|--------|---------|--------|---------------|--------------|----------------|-----------------------|-------------|-------------|
| 5            | 22.2         | 8.8         | 34.8   | 35.7    | 77.8   | 3.4           | 2.4          | 1.4            | 1.7                   | 1.2         | 0.2         |



**2023-24 Marshall Men's Basketball  
Individual Game-by-Game  
All games**

**#11 CURFMAN, Kamdyn**

| Opponent      | Date       | GS | MIN             | Total        |             | 3-Pointers   |             | Free throws |             | Rebounds |          |           |            | PF       | A         | TO        | BLK      | STL      | PTS       | AVG         |
|---------------|------------|----|-----------------|--------------|-------------|--------------|-------------|-------------|-------------|----------|----------|-----------|------------|----------|-----------|-----------|----------|----------|-----------|-------------|
|               |            |    |                 | FG-FGA       | PCT         | 3FG-3FGA     | PCT         | FT-FTA      | PCT         | OFF      | DEF      | TOT       | AVG        |          |           |           |          |          |           |             |
| Queens (NC)   | 11/06/2023 | *  | 35:36           | 5-13         | .385        | 3-9          | .333        | 2-2         | 1.000       | 1        | 3        | 4         | 4.0        | 0        | 5         | 4         | 0        | 0        | 15        | 15.0        |
| vs Radford    | 11/10/2023 | *  | 34:33           | 5-14         | .357        | 4-7          | .571        | 4-4         | 1.000       | 0        | 1        | 1         | 2.5        | 3        | 4         | 1         | 0        | 1        | 18        | 16.5        |
| vs Utah St.   | 11/19/2023 | *  | 38:01           | 3-10         | .300        | 2-6          | .333        | 0-1         | .000        | 0        | 1        | 1         | 2.0        | 1        | 1         | 3         | 0        | 1        | 8         | 13.7        |
| vs FIU        | 11/20/2023 | *  | 29:40           | 2-9          | .222        | 1-8          | .125        | 0-0         | .000        | 0        | 1        | 1         | 1.8        | 1        | 4         | 4         | 0        | 2        | 5         | 11.5        |
| vs Oakland    | 11/21/2023 | *  | 31:21           | 2-12         | .167        | 2-11         | .182        | 0-0         | .000        | 0        | 3        | 3         | 2.0        | 0        | 3         | 1         | 0        | 0        | 6         | 10.4        |
| <b>Totals</b> |            |    | <b>5 169:11</b> | <b>17-58</b> | <b>.293</b> | <b>12-41</b> | <b>.293</b> | <b>6-7</b>  | <b>.857</b> | <b>1</b> | <b>9</b> | <b>10</b> | <b>2.0</b> | <b>5</b> | <b>17</b> | <b>13</b> | <b>0</b> | <b>4</b> | <b>52</b> | <b>10.4</b> |

**Player Averages**

| Games Played | Minutes/ game | Points/ game | FG Pct | 3FG Pct | FT Pct | Rebounds/ game | Assists/ game | Turnovers/ game | Assist/Turnover ratio | Steals/ game | Blocks/ game |
|--------------|---------------|--------------|--------|---------|--------|----------------|---------------|-----------------|-----------------------|--------------|--------------|
| 5            | 33.8          | 10.4         | 29.3   | 29.3    | 85.7   | 2.0            | 3.4           | 2.6             | 1.3                   | 0.8          | 0.0          |



**2023-24 Marshall Men's Basketball  
Individual Game-by-Game  
All games**

**#14 NUTTER, Ryan**

| Opponent      | Date       | GS       | MIN          | Total      |             | 3-Pointers |             | Free throws |             | Rebounds |          |          |            | PF       | A         | TO       | BLK      | STL      | PTS      | AVG        |
|---------------|------------|----------|--------------|------------|-------------|------------|-------------|-------------|-------------|----------|----------|----------|------------|----------|-----------|----------|----------|----------|----------|------------|
|               |            |          |              | FG-FGA     | PCT         | 3FG-3FGA   | PCT         | FT-FTA      | PCT         | OFF      | DEF      | TOT      | AVG        |          |           |          |          |          |          |            |
| Queens (NC)   | 11/06/2023 |          | 09:57        | 0-0        | .000        | 0-0        | .000        | 0-0         | .000        | 0        | 1        | 1        | 1.0        | 0        | 2         | 0        | 0        | 0        | 0        | 0.0        |
| vs Radford    | 11/10/2023 |          | 08:25        | 0-2        | .000        | 0-1        | .000        | 0-0         | .000        | 0        | 0        | 0        | 0.5        | 0        | 0         | 0        | 2        | 0        | 0        | 0.0        |
| vs Utah St.   | 11/19/2023 |          | 24:16        | 2-4        | .500        | 0-0        | .000        | 1-2         | .500        | 2        | 1        | 3        | 1.3        | 5        | 3         | 1        | 0        | 0        | 5        | 1.7        |
| vs FIU        | 11/20/2023 |          | 24:45        | 0-2        | .000        | 0-2        | .000        | 2-2         | 1.000       | 1        | 2        | 3        | 1.8        | 1        | 3         | 2        | 0        | 0        | 2        | 1.8        |
| vs Oakland    | 11/21/2023 |          | 11:32        | 0-1        | .000        | 0-0        | .000        | 2-2         | 1.000       | 2        | 0        | 2        | 1.8        | 2        | 2         | 0        | 0        | 0        | 2        | 1.8        |
| <b>Totals</b> |            | <b>0</b> | <b>78:55</b> | <b>2-9</b> | <b>.222</b> | <b>0-3</b> | <b>.000</b> | <b>5-6</b>  | <b>.833</b> | <b>5</b> | <b>4</b> | <b>9</b> | <b>1.8</b> | <b>8</b> | <b>10</b> | <b>3</b> | <b>2</b> | <b>0</b> | <b>9</b> | <b>1.8</b> |

**Player Averages**

| Games Played | Minutes/game | Points/game | FG Pct | 3FG Pct | FT Pct | Rebounds/game | Assists/game | Turnovers/game | Assist/Turnover ratio | Steals/game | Blocks/game |
|--------------|--------------|-------------|--------|---------|--------|---------------|--------------|----------------|-----------------------|-------------|-------------|
| 5            | 15.8         | 1.8         | 22.2   | 0.0     | 83.3   | 1.8           | 2.0          | 0.6            | 3.3                   | 0.0         | 0.4         |



2023-24 Marshall Men's Basketball  
Individual Game-by-Game  
All games

#15 SARENAC, Marko

| Opponent      | Date       | GS       | MIN          | Total      |             | 3-Pointers |             | Free throws |             | Rebounds |          |          |            | PF       | A        | TO       | BLK      | STL      | PTS      | AVG        |
|---------------|------------|----------|--------------|------------|-------------|------------|-------------|-------------|-------------|----------|----------|----------|------------|----------|----------|----------|----------|----------|----------|------------|
|               |            |          |              | FG-FGA     | PCT         | 3FG-3FGA   | PCT         | FT-FTA      | PCT         | OFF      | DEF      | TOT      | AVG        |          |          |          |          |          |          |            |
| vs Utah St.   | 11/19/2023 |          | 09:06        | 0-2        | .000        | 0-2        | .000        | 0-0         | .000        | 0        | 3        | 3        | 3.0        | 1        | 0        | 0        | 0        | 0        | 0        | 0.0        |
| <b>Totals</b> |            | <b>0</b> | <b>09:06</b> | <b>0-2</b> | <b>.000</b> | <b>0-2</b> | <b>.000</b> | <b>0-0</b>  | <b>.000</b> | <b>0</b> | <b>3</b> | <b>3</b> | <b>3.0</b> | <b>1</b> | <b>0</b> | <b>0</b> | <b>0</b> | <b>0</b> | <b>0</b> | <b>0.0</b> |

Player Averages

| Games Played | Minutes/game | Points/game | FG Pct | 3FG Pct | FT Pct | Rebounds/game | Assists/game | Turnovers/game | Assist/Turnover ratio | Steals/game | Blocks/game |
|--------------|--------------|-------------|--------|---------|--------|---------------|--------------|----------------|-----------------------|-------------|-------------|
| 1            | 9.1          | 0.0         | 0.0    | 0.0     | 0.0    | 3.0           | 0.0          | 0.0            | 0.0                   | 0.0         | 0.0         |





**2023-24 Marshall Men's Basketball  
Individual Game-by-Game  
All games**

**#21 MILADINOVIC, Goran**

| Opponent      | Date       | GS       | MIN          | Total       |             | 3-Pointers |              | Free throws |              | Rebounds |           |           |            | PF       | A        | TO       | BLK      | STL      | PTS       | AVG        |
|---------------|------------|----------|--------------|-------------|-------------|------------|--------------|-------------|--------------|----------|-----------|-----------|------------|----------|----------|----------|----------|----------|-----------|------------|
|               |            |          |              | FG-FGA      | PCT         | 3FG-3FGA   | PCT          | FT-FTA      | PCT          | OFF      | DEF       | TOT       | AVG        |          |          |          |          |          |           |            |
| vs Utah St.   | 11/19/2023 |          | 07:03        | 1-3         | .333        | 1-1        | 1.000        | 0-0         | .000         | 0        | 0         | 0         | 0.0        | 1        | 0        | 0        | 1        | 0        | 3         | 3.0        |
| vs FIU        | 11/20/2023 |          | 17:28        | 2-2         | 1.000       | 0-0        | .000         | 2-2         | 1.000        | 1        | 6         | 7         | 3.5        | 3        | 3        | 2        | 0        | 1        | 6         | 4.5        |
| vs Oakland    | 11/21/2023 |          | 19:17        | 3-5         | .600        | 0-0        | .000         | 0-0         | .000         | 3        | 6         | 9         | 5.3        | 2        | 1        | 2        | 4        | 1        | 6         | 5.0        |
| <b>Totals</b> |            | <b>0</b> | <b>43:48</b> | <b>6-10</b> | <b>.600</b> | <b>1-1</b> | <b>1.000</b> | <b>2-2</b>  | <b>1.000</b> | <b>4</b> | <b>12</b> | <b>16</b> | <b>5.3</b> | <b>6</b> | <b>4</b> | <b>4</b> | <b>5</b> | <b>2</b> | <b>15</b> | <b>5.0</b> |

**Player Averages**

| Games Played | Minutes/game | Points/game | FG Pct | 3FG Pct | FT Pct | Rebounds/game | Assists/game | Turnovers/game | Assist/Turnover ratio | Steals/game | Blocks/game |
|--------------|--------------|-------------|--------|---------|--------|---------------|--------------|----------------|-----------------------|-------------|-------------|
| 3            | 14.6         | 5.0         | 60.0   | 100.0   | 100.0  | 5.3           | 1.3          | 1.3            | 1.0                   | 0.7         | 1.7         |



**2023-24 Marshall Men's Basketball  
Individual Game-by-Game  
All games**

**#25 ANOCHILI-KILLEN, Obinna**

| Opponent      | Date       | GS       | MIN          | Total       |             | 3-Pointers |             | Free throws |             | Rebounds |          |           |            | PF       | A        | TO       | BLK      | STL      | PTS       | AVG         |
|---------------|------------|----------|--------------|-------------|-------------|------------|-------------|-------------|-------------|----------|----------|-----------|------------|----------|----------|----------|----------|----------|-----------|-------------|
|               |            |          |              | FG-FGA      | PCT         | 3FG-3FGA   | PCT         | FT-FTA      | PCT         | OFF      | DEF      | TOT       | AVG        |          |          |          |          |          |           |             |
| Queens (NC)   | 11/06/2023 | *        | 26:12        | 5-8         | .625        | 0-1        | .000        | 4-6         | .667        | 2        | 3        | 5         | 5.0        | 4        | 0        | 1        | 2        | 1        | 14        | 14.0        |
| vs Radford    | 11/10/2023 | *        | 31:44        | 4-8         | .500        | 0-1        | .000        | 4-7         | .571        | 1        | 4        | 5         | 5.0        | 3        | 1        | 1        | 0        | 0        | 12        | 13.0        |
| <b>Totals</b> |            | <b>2</b> | <b>57:56</b> | <b>9-16</b> | <b>.563</b> | <b>0-2</b> | <b>.000</b> | <b>8-13</b> | <b>.615</b> | <b>3</b> | <b>7</b> | <b>10</b> | <b>5.0</b> | <b>7</b> | <b>1</b> | <b>2</b> | <b>2</b> | <b>1</b> | <b>26</b> | <b>13.0</b> |

**Player Averages**

| Games Played | Minutes/game | Points/game | FG Pct | 3FG Pct | FT Pct | Rebounds/game | Assists/game | Turnovers/game | Assist/Turnover ratio | Steals/game | Blocks/game |
|--------------|--------------|-------------|--------|---------|--------|---------------|--------------|----------------|-----------------------|-------------|-------------|
| 2            | 29.0         | 13.0        | 56.3   | 0.0     | 61.5   | 5.0           | 0.5          | 1.0            | 0.5                   | 0.5         | 1.0         |



2023-24 Marshall Men's Basketball  
Individual Game-by-Game  
All games

#41 MARTIN, Nate

| Opponent      | Date       | GS | MIN      | Total         |              | 3-Pointers  |            | Free throws |              | Rebounds    |           |           |           | PF         | A         | TO       | BLK      | STL       | PTS      | AVG       |             |
|---------------|------------|----|----------|---------------|--------------|-------------|------------|-------------|--------------|-------------|-----------|-----------|-----------|------------|-----------|----------|----------|-----------|----------|-----------|-------------|
|               |            |    |          | FG-FGA        | PCT          | 3FG-3FGA    | PCT        | FT-FTA      | PCT          | OFF         | DEF       | TOT       | AVG       |            |           |          |          |           |          |           |             |
| Queens (NC)   | 11/06/2023 | *  | 22:07    | 7-11          | .636         | 0-0         | .000       | 1-2         | .500         | 4           | 5         | 9         | 9.0       | 3          | 0         | 3        | 1        | 0         | 15       | 15.0      |             |
| vs Radford    | 11/10/2023 | *  | 34:53    | 6-10          | .600         | 0-0         | .000       | 4-5         | .800         | 3           | 8         | 11        | 10.0      | 4          | 1         | 0        | 4        | 0         | 16       | 15.5      |             |
| vs Utah St.   | 11/19/2023 | *  | 25:10    | 4-6           | .667         | 0-0         | .000       | 2-2         | 1.000        | 1           | 4         | 5         | 8.3       | 3          | 0         | 2        | 1        | 2         | 10       | 13.7      |             |
| vs FIU        | 11/20/2023 | *  | 35:16    | 4-6           | .667         | 0-0         | .000       | 4-4         | 1.000        | 3           | 8         | 11        | 9.0       | 3          | 3         | 1        | 2        | 0         | 12       | 13.3      |             |
| vs Oakland    | 11/21/2023 | *  | 26:50    | 4-7           | .571         | 0-0         | .000       | 4-4         | 1.000        | 4           | 7         | 11        | 9.4       | 5          | 1         | 0        | 2        | 0         | 12       | 13.0      |             |
| <b>Totals</b> |            |    | <b>5</b> | <b>144:16</b> | <b>25-40</b> | <b>.625</b> | <b>0-0</b> | <b>.000</b> | <b>15-17</b> | <b>.882</b> | <b>15</b> | <b>32</b> | <b>47</b> | <b>9.4</b> | <b>18</b> | <b>5</b> | <b>6</b> | <b>10</b> | <b>2</b> | <b>65</b> | <b>13.0</b> |

Player Averages

| Games Played | Minutes/ game | Points/ game | FG Pct | 3FG Pct | FT Pct | Rebounds/ game | Assists/ game | Turnovers/ game | Assist/Turnover ratio | Steals/ game | Blocks/ game |
|--------------|---------------|--------------|--------|---------|--------|----------------|---------------|-----------------|-----------------------|--------------|--------------|
| 5            | 28.9          | 13.0         | 62.5   | 0.0     | 88.2   | 9.4            | 1.0           | 1.2             | 0.8                   | 0.4          | 2.0          |



**Marshall Men's Basketball  
Individual Career Summaries  
All games**

**ANOCHILI-KILLEN, Obinna**

| SEASON       | TEAM  | GP-GS        | MIN/AVG          | Field Goals    |             | 3-Point       |             | F-Throws       |             | Rebounds   |            |            |            | Other        |           |           |            |           | Scoring    |            |
|--------------|-------|--------------|------------------|----------------|-------------|---------------|-------------|----------------|-------------|------------|------------|------------|------------|--------------|-----------|-----------|------------|-----------|------------|------------|
|              |       |              |                  | FG-FGA         | FG%         | 3FG-3FGA      | 3FG%        | FT-FTA         | FT%         | OFF        | DEF        | TOT        | AVG        | PF-FO        | A         | TO        | BLK        | STL       | PTS        | AVG        |
| 2020-21      | Marsh | 22-17        | 371/16.9         | 41-96          | .427        | 5-29          | .172        | 40-61          | .656        | 13         | 49         | 62         | 2.8        | 52-1         | 9         | 20        | 22         | 11        | 127        | 5.8        |
| 2021-22      | Marsh | 33-25        | 906/27.5         | 148-307        | .482        | 34-107        | .318        | 53-75          | .707        | 61         | 156        | 217        | 6.6        | 82-2         | 30        | 45        | 87         | 31        | 383        | 11.6       |
| 2022-23      | Marsh | 32-32        | 810/25.3         | 107-219        | .489        | 7-50          | .140        | 57-90          | .633        | 46         | 108        | 154        | 4.8        | 96-5         | 32        | 30        | 45         | 32        | 278        | 8.7        |
| 2023-24      | Marsh | 2-2          | 58/29.0          | 9-16           | .563        | 0-2           | .000        | 8-13           | .615        | 3          | 7          | 10         | 5.0        | 7-0          | 1         | 2         | 2          | 1         | 26         | 13.0       |
| <b>TOTAL</b> |       | <b>89-76</b> | <b>2145/24.1</b> | <b>305-638</b> | <b>.478</b> | <b>46-188</b> | <b>.245</b> | <b>158-239</b> | <b>.661</b> | <b>123</b> | <b>320</b> | <b>443</b> | <b>5.0</b> | <b>237-8</b> | <b>72</b> | <b>97</b> | <b>156</b> | <b>75</b> | <b>814</b> | <b>9.1</b> |

**Single Game Highs**

| Statistic    | Value |                                                                   |
|--------------|-------|-------------------------------------------------------------------|
| Points       | 23    | vs Fla. Atlantic 01/08/22, vs UAB 01/29/22                        |
| Rebounds     | 12    | vs FIU 03/08/22                                                   |
| Assists      | 4     | vs FIU 02/10/22, vs Western Ky. 03/02/22, at Queens (NC) 11/07/22 |
| Steals       | 4     | vs Glenville St. 12/19/22                                         |
| Blocks       | 10    | vs Jackson St. 11/21/21                                           |
| FG Made      | 11    | vs UAB 01/29/22                                                   |
| FG Attempts  | 20    | vs Rice 01/15/22                                                  |
| 3FG Made     | 5     | vs Fla. Atlantic 01/08/22                                         |
| 3FG Attempts | 7     | vs Fla. Atlantic 01/08/22, vs Coastal Carolina 01/07/23           |
| FT Made      | 9     | vs Robert Morris 12/20/20                                         |
| FT Attempts  | 11    | vs Jackson St. 11/21/21                                           |

**BRAUN, Kyle**

| SEASON       | TEAM  | GP-GS       | MIN/AVG         | Field Goals  |             | 3-Point      |             | F-Throws   |              | Rebounds |           |           |            | Other       |           |           |          |          | Scoring   |            |
|--------------|-------|-------------|-----------------|--------------|-------------|--------------|-------------|------------|--------------|----------|-----------|-----------|------------|-------------|-----------|-----------|----------|----------|-----------|------------|
|              |       |             |                 | FG-FGA       | FG%         | 3FG-3FGA     | 3FG%        | FT-FTA     | FT%          | OFF      | DEF       | TOT       | AVG        | PF-FO       | A         | TO        | BLK      | STL      | PTS       | AVG        |
| 2021-22      | Marsh | 16-0        | 197/12.3        | 16-55        | .291        | 11-42        | .262        | 3-3        | 1.000        | 5        | 16        | 21        | 1.3        | 12-0        | 17        | 9         | 1        | 6        | 46        | 2.9        |
| 2022-23      | Marsh | 6-0         | 26/4.3          | 3-10         | .300        | 0-4          | .000        | 0-0        | .000         | 2        | 3         | 5         | 0.8        | 5-0         | 1         | 4         | 0        | 1        | 6         | 1.0        |
| <b>TOTAL</b> |       | <b>22-0</b> | <b>223/10.1</b> | <b>19-65</b> | <b>.292</b> | <b>11-46</b> | <b>.239</b> | <b>3-3</b> | <b>1.000</b> | <b>7</b> | <b>19</b> | <b>26</b> | <b>1.2</b> | <b>17-0</b> | <b>18</b> | <b>13</b> | <b>1</b> | <b>7</b> | <b>52</b> | <b>2.4</b> |

**Single Game Highs**

| Statistic    | Value |                                           |
|--------------|-------|-------------------------------------------|
| Points       | 11    | vs UAB 01/29/22                           |
| Rebounds     | 5     | at Fla. Atlantic 01/22/22                 |
| Assists      | 5     | vs Bluefield Col. 12/08/21                |
| Steals       | 3     | vs Bluefield Col. 12/08/21                |
| Blocks       | 1     | vs Bluefield Col. 12/08/21                |
| FG Made      | 3     | vs UAB 01/29/22                           |
| FG Attempts  | 10    | vs Bluefield Col. 12/08/21                |
| 3FG Made     | 2     | vs UAB 01/29/22, at Old Dominion 02/03/22 |
| 3FG Attempts | 6     | vs Bluefield Col. 12/08/21                |
| FT Made      | 3     | vs UAB 01/29/22                           |
| FT Attempts  | 3     | vs UAB 01/29/22                           |



**Marshall Men's Basketball**  
**Individual Career Summaries**  
**All games**

**CONNER, Jacob**

| SEASON       | TEAM  | GP-GS       | MIN/AVG         | Field Goals   |             | 3-Point       |             | F-Throws     |             | Rebounds  |            |            |            | Other       |           |           |           | Scoring   |            |            |
|--------------|-------|-------------|-----------------|---------------|-------------|---------------|-------------|--------------|-------------|-----------|------------|------------|------------|-------------|-----------|-----------|-----------|-----------|------------|------------|
|              |       |             |                 | FG-FGA        | FG%         | 3FG-3FGA      | 3FG%        | FT-FTA       | FT%         | OFF       | DEF        | TOT        | AVG        | PF-FO       | A         | TO        | BLK       | STL       | PTS        | AVG        |
| 2022-23      | Marsh | 32-0        | 670/21.0        | 54-135        | .400        | 28-90         | .311        | 25-29        | .862        | 25        | 93         | 118        | 3.7        | 59-0        | 40        | 20        | 10        | 41        | 161        | 5.0        |
| 2023-24      | Marsh | 5-5         | 122/24.4        | 13-32         | .406        | 4-17          | .235        | 4-7          | .571        | 4         | 15         | 19         | 3.8        | 13-0        | 14        | 12        | 3         | 3         | 34         | 6.8        |
| <b>TOTAL</b> |       | <b>37-5</b> | <b>793/21.4</b> | <b>67-167</b> | <b>.401</b> | <b>32-107</b> | <b>.299</b> | <b>29-36</b> | <b>.806</b> | <b>29</b> | <b>108</b> | <b>137</b> | <b>3.7</b> | <b>72-0</b> | <b>54</b> | <b>32</b> | <b>13</b> | <b>44</b> | <b>195</b> | <b>5.3</b> |

**Single Game Highs**

| Statistic    | Value |                                                                            |
|--------------|-------|----------------------------------------------------------------------------|
| Points       | 15    | vs Morehead St. 11/26/22, vs FIU 11/20/23                                  |
| Rebounds     | 10    | at Arkansas St. 01/21/23                                                   |
| Assists      | 6     | at Miami (OH) 11/17/22                                                     |
| Steals       | 4     | at Miami (OH) 11/17/22, vs Coppin St. 11/19/22, vs Southern Miss. 01/12/23 |
| Blocks       | 2     | at Miami (OH) 11/17/22, vs Georgia St. 01/28/23, vs Queens (NC) 11/06/23   |
| FG Made      | 6     | vs FIU 11/20/23                                                            |
| FG Attempts  | 12    | vs Oakland 11/21/23                                                        |
| 3FG Made     | 3     | at Georgia St. 02/11/23, vs FIU 11/20/23                                   |
| 3FG Attempts | 8     | vs ULM 01/26/23, vs Oakland 11/21/23                                       |
| FT Made      | 6     | vs Akron 11/30/22                                                          |
| FT Attempts  | 6     | vs Akron 11/30/22                                                          |

**CRAWFORD, Cameron**

| SEASON                 | TEAM  | GP-GS       | MIN/AVG         | Field Goals  |             | 3-Point      |             | F-Throws     |             | Rebounds  |           |           |            | Other       |           |           |          | Scoring   |            |            |
|------------------------|-------|-------------|-----------------|--------------|-------------|--------------|-------------|--------------|-------------|-----------|-----------|-----------|------------|-------------|-----------|-----------|----------|-----------|------------|------------|
|                        |       |             |                 | FG-FGA       | FG%         | 3FG-3FGA     | 3FG%        | FT-FTA       | FT%         | OFF       | DEF       | TOT       | AVG        | PF-FO       | A         | TO        | BLK      | STL       | PTS        | AVG        |
| 2021-22                | INS   | 22-5        | 273/12.4        | 25-48        | .521        | 11-26        | .423        | 5-9          | .556        | 10        | 32        | 42        | 1.9        | 21-0        | 9         | 12        | 2        | 5         | 66         | 3.0        |
| 2023-24                | Marsh | 5-1         | 111/22.2        | 16-46        | .348        | 5-14         | .357        | 7-9          | .778        | 5         | 12        | 17        | 3.4        | 5-0         | 12        | 7         | 1        | 6         | 44         | 8.8        |
| <b>TOTAL FOR Marsh</b> |       | <b>5-1</b>  | <b>111/22.2</b> | <b>16-46</b> | <b>.348</b> | <b>5-14</b>  | <b>.357</b> | <b>7-9</b>   | <b>.778</b> | <b>5</b>  | <b>12</b> | <b>17</b> | <b>3.4</b> | <b>5-0</b>  | <b>12</b> | <b>7</b>  | <b>1</b> | <b>6</b>  | <b>44</b>  | <b>8.8</b> |
| <b>TOTAL</b>           |       | <b>27-6</b> | <b>384/14.2</b> | <b>41-94</b> | <b>.436</b> | <b>16-40</b> | <b>.400</b> | <b>12-18</b> | <b>.667</b> | <b>15</b> | <b>44</b> | <b>59</b> | <b>2.2</b> | <b>26-0</b> | <b>21</b> | <b>19</b> | <b>3</b> | <b>11</b> | <b>110</b> | <b>4.1</b> |

**Single Game Highs**

| Statistic    | Value |                                                                          |
|--------------|-------|--------------------------------------------------------------------------|
| Points       | 14    | vs Midway 12/29/21, vs Queens (NC) 11/06/23                              |
| Rebounds     | 8     | vs Miami (OH) 12/04/21                                                   |
| Assists      | 4     | vs Utah St. 11/19/23                                                     |
| Steals       | 3     | vs Queens (NC) 11/06/23                                                  |
| Blocks       | 1     | at Green Bay 11/09/21, vs Oakland City 12/20/21, vs Queens (NC) 11/06/23 |
| FG Made      | 5     | vs Midway 12/29/21, vs Queens (NC) 11/06/23                              |
| FG Attempts  | 13    | vs Oakland 11/21/23                                                      |
| 3FG Made     | 3     | at Loyola Chicago 12/01/21, vs Queens (NC) 11/06/23                      |
| 3FG Attempts | 6     | vs Oakland 11/21/23                                                      |
| FT Made      | 6     | vs Utah St. 11/19/23                                                     |
| FT Attempts  | 7     | vs Utah St. 11/19/23                                                     |





**Marshall Men's Basketball  
Individual Career Summaries  
All games**

**CURFMAN, Kamdyn**

| SEASON                 | TEAM  | GP-GS          | MIN/AVG          | Field Goals     |             | 3-Point        |             | F-Throws       |             | Rebounds  |            |            |            | Scoring      |            |            |          |            |             |             |
|------------------------|-------|----------------|------------------|-----------------|-------------|----------------|-------------|----------------|-------------|-----------|------------|------------|------------|--------------|------------|------------|----------|------------|-------------|-------------|
|                        |       |                |                  | FG-FGA          | FG%         | 3FG-3FGA       | 3FG%        | FT-FTA         | FT%         | OFF       | DEF        | TOT        | AVG        | PF-FO        | A          | TO         | BLK      | STL        | PTS         | AVG         |
| 2019-20                | VMI   | 33-32          | 990/30.0         | 114-294         | .388        | 84-221         | .380        | 18-25          | .720        | 13        | 65         | 78         | 2.4        | 57-0         | 54         | 40         | 0        | 26         | 330         | 10.0        |
| 2020-21                | VMI   | 25-25          | 850/34.0         | 107-240         | .446        | 70-172         | .407        | 33-38          | .868        | 6         | 47         | 53         | 2.1        | 33-0         | 54         | 31         | 0        | 17         | 317         | 12.7        |
| 2021-22                | VMI   | 32-32          | 1131/35.4        | 172-402         | .428        | 117-298        | .393        | 40-50          | .800        | 15        | 85         | 100        | 3.1        | 44-0         | 78         | 39         | 1        | 26         | 501         | 15.7        |
| 2022-23                | Marsh | 32-32          | 1130/35.3        | 118-296         | .399        | 103-255        | .404        | 28-36          | .778        | 16        | 60         | 76         | 2.4        | 51-0         | 96         | 55         | 0        | 34         | 367         | 11.5        |
| 2023-24                | Marsh | 5-5            | 169/33.8         | 17-58           | .293        | 12-41          | .293        | 6-7            | .857        | 1         | 9          | 10         | 2.0        | 5-0          | 17         | 13         | 0        | 4          | 52          | 10.4        |
| <b>TOTAL FOR Marsh</b> |       | <b>37-37</b>   | <b>1299/35.1</b> | <b>135-354</b>  | <b>.381</b> | <b>115-296</b> | <b>.389</b> | <b>34-43</b>   | <b>.791</b> | <b>17</b> | <b>69</b>  | <b>86</b>  | <b>2.3</b> | <b>56-0</b>  | <b>113</b> | <b>68</b>  | <b>0</b> | <b>38</b>  | <b>419</b>  | <b>11.3</b> |
| <b>TOTAL</b>           |       | <b>127-126</b> | <b>4271/33.6</b> | <b>528-1290</b> | <b>.409</b> | <b>386-987</b> | <b>.391</b> | <b>125-156</b> | <b>.801</b> | <b>51</b> | <b>266</b> | <b>317</b> | <b>2.5</b> | <b>190-0</b> | <b>299</b> | <b>178</b> | <b>1</b> | <b>107</b> | <b>1567</b> | <b>12.3</b> |

**Single Game Highs**

| Statistic    | Value |                                          |
|--------------|-------|------------------------------------------|
| Points       | 27    | at Marist 11/20/21                       |
| Rebounds     | 10    | vs UNC Greensboro 01/08/22               |
| Assists      | 9     | vs Southern Miss. 01/12/23               |
| Steals       | 4     | vs Christendom 11/20/19                  |
| Blocks       | 1     | vs Presbyterian 11/24/21                 |
| FG Made      | 9     | at Wake Forest 12/14/21                  |
| FG Attempts  | 20    | at Marist 11/20/21                       |
| 3FG Made     | 7     | at Texas St. 01/19/23                    |
| 3FG Attempts | 15    | at Coastal Carolina 02/09/23             |
| FT Made      | 6     | at Marist 11/20/21, at Portland 12/03/21 |
| FT Attempts  | 6     | 4 times                                  |



**Marshall Men's Basketball  
Individual Career Summaries  
All games**

**FRICKS, Wyatt**

| SEASON       | TEAM  | GP-GS       | MIN/AVG         | Field Goals   |             | 3-Point      |             | F-Throws     |             | Rebounds  |           |           |            | Scoring     |           |           |           |           |            |            |
|--------------|-------|-------------|-----------------|---------------|-------------|--------------|-------------|--------------|-------------|-----------|-----------|-----------|------------|-------------|-----------|-----------|-----------|-----------|------------|------------|
|              |       |             |                 | FG-FGA        | FG%         | 3FG-3FGA     | 3FG%        | FT-FTA       | FT%         | OFF       | DEF       | TOT       | AVG        | PF-FO       | A         | TO        | BLK       | STL       | PTS        | AVG        |
| 2021-22      | Marsh | 2-0         | 18/9.2          | 0-3           | .000        | 0-2          | .000        | 0-0          | .000        | 1         | 1         | 2         | 1.0        | 1-0         | 0         | 1         | 2         | 1         | 0          | 0.0        |
| 2022-23      | Marsh | 29-0        | 312/10.7        | 38-96         | .396        | 16-56        | .286        | 19-31        | .613        | 19        | 49        | 68        | 2.3        | 46-2        | 13        | 21        | 7         | 9         | 111        | 3.8        |
| 2023-24      | Marsh | 5-2         | 113/22.6        | 15-32         | .469        | 1-8          | .125        | 7-12         | .583        | 6         | 20        | 26        | 5.2        | 9-0         | 3         | 4         | 4         | 5         | 38         | 7.6        |
| <b>TOTAL</b> |       | <b>36-2</b> | <b>443/12.3</b> | <b>53-131</b> | <b>.405</b> | <b>17-66</b> | <b>.258</b> | <b>26-43</b> | <b>.605</b> | <b>26</b> | <b>70</b> | <b>96</b> | <b>2.7</b> | <b>56-2</b> | <b>16</b> | <b>26</b> | <b>13</b> | <b>15</b> | <b>149</b> | <b>4.1</b> |

**Single Game Highs**

| Statistic    | Value |                                                 |
|--------------|-------|-------------------------------------------------|
| Points       | 19    | at Miami (OH) 11/17/22                          |
| Rebounds     | 11    | vs Oakland 11/21/23                             |
| Assists      | 2     | 4 times                                         |
| Steals       | 3     | vs Coppin St. 11/19/22, vs Queens (NC) 11/06/23 |
| Blocks       | 3     | vs Queens (NC) 11/06/23                         |
| FG Made      | 7     | at Miami (OH) 11/17/22                          |
| FG Attempts  | 11    | at Miami (OH) 11/17/22                          |
| 3FG Made     | 5     | at Miami (OH) 11/17/22                          |
| 3FG Attempts | 7     | at Miami (OH) 11/17/22                          |
| FT Made      | 4     | vs Coppin St. 11/19/22                          |
| FT Attempts  | 6     | vs Coppin St. 11/19/22, at Duquesne 12/08/22    |

**MARTIN, Nate**

| SEASON                 | TEAM  | GP-GS        | MIN/AVG          | Field Goals    |             | 3-Point    |             | F-Throws       |             | Rebounds   |            |            |            | Scoring      |           |           |           |           |            |             |
|------------------------|-------|--------------|------------------|----------------|-------------|------------|-------------|----------------|-------------|------------|------------|------------|------------|--------------|-----------|-----------|-----------|-----------|------------|-------------|
|                        |       |              |                  | FG-FGA         | FG%         | 3FG-3FGA   | 3FG%        | FT-FTA         | FT%         | OFF        | DEF        | TOT        | AVG        | PF-FO        | A         | TO        | BLK       | STL       | PTS        | AVG         |
| 2020-21                | TXST  | 22-0         | 183/8.3          | 18-44          | .409        | 0-0        | .000        | 9-17           | .529        | 17         | 19         | 36         | 1.6        | 23-0         | 6         | 13        | 1         | 3         | 45         | 2.0         |
| 2021-22                | TXST  | 29-26        | 506/17.5         | 54-108         | .500        | 0-0        | .000        | 23-40          | .575        | 39         | 60         | 99         | 3.4        | 62-0         | 17        | 22        | 15        | 11        | 131        | 4.5         |
| 2022-23                | TXST  | 30-27        | 651/21.7         | 85-164         | .518        | 0-1        | .000        | 69-92          | .750        | 63         | 81         | 144        | 4.8        | 77-3         | 25        | 41        | 25        | 10        | 239        | 8.0         |
| 2023-24                | Marsh | 5-5          | 144/28.9         | 25-40          | .625        | 0-0        | .000        | 15-17          | .882        | 15         | 32         | 47         | 9.4        | 18-1         | 5         | 6         | 10        | 2         | 65         | 13.0        |
| <b>TOTAL FOR Marsh</b> |       | <b>5-5</b>   | <b>144/28.9</b>  | <b>25-40</b>   | <b>.625</b> | <b>0-0</b> | <b>.000</b> | <b>15-17</b>   | <b>.882</b> | <b>15</b>  | <b>32</b>  | <b>47</b>  | <b>9.4</b> | <b>18-1</b>  | <b>5</b>  | <b>6</b>  | <b>10</b> | <b>2</b>  | <b>65</b>  | <b>13.0</b> |
| <b>TOTAL</b>           |       | <b>86-58</b> | <b>1484/17.3</b> | <b>182-356</b> | <b>.511</b> | <b>0-1</b> | <b>.000</b> | <b>116-166</b> | <b>.699</b> | <b>134</b> | <b>192</b> | <b>326</b> | <b>3.8</b> | <b>180-4</b> | <b>53</b> | <b>82</b> | <b>51</b> | <b>26</b> | <b>480</b> | <b>5.6</b>  |

**Single Game Highs**

| Statistic    | Value |                                                                            |
|--------------|-------|----------------------------------------------------------------------------|
| Points       | 16    | vs Marshall 01/19/23, vs Radford 11/10/23                                  |
| Rebounds     | 11    | vs Radford 11/10/23, vs Oakland 11/21/23, vs FIU 11/20/23                  |
| Assists      | 3     | 5 times                                                                    |
| Steals       | 3     | vs Utah Tech 11/19/21                                                      |
| Blocks       | 4     | vs Radford 11/10/23                                                        |
| FG Made      | 7     | vs Utah Tech 11/19/21, vs Southern Miss. 02/24/23, vs Queens (NC) 11/06/23 |
| FG Attempts  | 11    | vs Utah Tech 11/19/21, vs Queens (NC) 11/06/23                             |
| 3FG Attempts | 1     | vs Mary Hardin-Baylor 12/13/22                                             |
| FT Made      | 7     | vs Georgia St. 02/28/23                                                    |
| FT Attempts  | 10    | vs Georgia St. 02/28/23                                                    |



**Marshall Men's Basketball  
Individual Career Summaries  
All games**

**MCKEY, Chase**

|              |       |             |                | Field Goals  |             | 3-Point    |             | F-Throws   |             | Rebounds  |           |           |            |             |           |           |          |          | Scoring   |            |
|--------------|-------|-------------|----------------|--------------|-------------|------------|-------------|------------|-------------|-----------|-----------|-----------|------------|-------------|-----------|-----------|----------|----------|-----------|------------|
| SEASON       | TEAM  | GP-GS       | MIN/AVG        | FG-FGA       | FG%         | 3FG-3FGA   | 3FG%        | FT-FTA     | FT%         | OFF       | DEF       | TOT       | AVG        | PF-FO       | A         | TO        | BLK      | STL      | PTS       | AVG        |
| 2021-22      | Marsh | 18-1        | 182/10.1       | 15-26        | .577        | 0-0        | .000        | 3-9        | .333        | 9         | 29        | 38        | 2.1        | 17-0        | 10        | 12        | 3        | 3        | 33        | 1.8        |
| 2023-24      | Marsh | 1-0         | 6/6.2          | 0-3          | .000        | 0-0        | .000        | 0-0        | .000        | 1         | 0         | 1         | 1.0        | 2-0         | 0         | 0         | 0        | 0        | 0         | 0.0        |
| <b>TOTAL</b> |       | <b>19-1</b> | <b>188/9.9</b> | <b>15-29</b> | <b>.517</b> | <b>0-0</b> | <b>.000</b> | <b>3-9</b> | <b>.333</b> | <b>10</b> | <b>29</b> | <b>39</b> | <b>2.1</b> | <b>19-0</b> | <b>10</b> | <b>12</b> | <b>3</b> | <b>3</b> | <b>33</b> | <b>1.7</b> |

**Single Game Highs**

| Statistic   | Value |                                                                          |
|-------------|-------|--------------------------------------------------------------------------|
| Points      | 9     | vs Fla. Atlantic 01/08/22                                                |
| Rebounds    | 5     | vs Milligan 11/15/21, at FIU 01/20/22                                    |
| Assists     | 2     | vs Bluefield Col. 12/08/21, at Old Dominion 02/03/22                     |
| Steals      | 2     | at Fla. Atlantic 01/22/22                                                |
| Blocks      | 1     | at Southern Miss. 02/21/22, vs Fla. Atlantic 01/08/22, at FIU 01/20/22   |
| FG Made     | 4     | vs Fla. Atlantic 01/08/22                                                |
| FG Attempts | 6     | vs Fla. Atlantic 01/08/22                                                |
| FT Made     | 1     | at Akron 12/01/21, vs Bluefield Col. 12/08/21, vs Fla. Atlantic 01/08/22 |
| FT Attempts | 4     | vs Bluefield Col. 12/08/21                                               |

**MILADINOVIC, Goran**

|              |       |              |                  | Field Goals    |             | 3-Point      |             | F-Throws     |             | Rebounds   |            |            |            |              |           |           |           |           | Scoring    |            |
|--------------|-------|--------------|------------------|----------------|-------------|--------------|-------------|--------------|-------------|------------|------------|------------|------------|--------------|-----------|-----------|-----------|-----------|------------|------------|
| SEASON       | TEAM  | GP-GS        | MIN/AVG          | FG-FGA         | FG%         | 3FG-3FGA     | 3FG%        | FT-FTA       | FT%         | OFF        | DEF        | TOT        | AVG        | PF-FO        | A         | TO        | BLK       | STL       | PTS        | AVG        |
| 2019-20      | Marsh | 29-0         | 295/10.2         | 46-95          | .484        | 0-0          | .000        | 18-31        | .581        | 32         | 49         | 81         | 2.8        | 55-1         | 8         | 33        | 13        | 5         | 110        | 3.8        |
| 2020-21      | Marsh | 22-3         | 211/9.6          | 32-65          | .492        | 1-5          | .200        | 7-9          | .778        | 17         | 33         | 50         | 2.3        | 27-0         | 3         | 15        | 9         | 5         | 72         | 3.3        |
| 2021-22      | Marsh | 29-25        | 434/15.0         | 53-113         | .469        | 8-24         | .333        | 13-28        | .464        | 31         | 79         | 110        | 3.8        | 53-0         | 11        | 24        | 16        | 10        | 127        | 4.4        |
| 2022-23      | Marsh | 15-0         | 102/6.8          | 14-29          | .483        | 0-4          | .000        | 4-6          | .667        | 17         | 14         | 31         | 2.1        | 17-0         | 5         | 8         | 9         | 1         | 32         | 2.1        |
| 2023-24      | Marsh | 3-0          | 44/14.6          | 6-10           | .600        | 1-1          | 1.000       | 2-2          | 1.000       | 4          | 12         | 16         | 5.3        | 6-0          | 4         | 4         | 5         | 2         | 15         | 5.0        |
| <b>TOTAL</b> |       | <b>98-28</b> | <b>1086/11.1</b> | <b>151-312</b> | <b>.484</b> | <b>10-34</b> | <b>.294</b> | <b>44-76</b> | <b>.579</b> | <b>101</b> | <b>187</b> | <b>288</b> | <b>2.9</b> | <b>158-1</b> | <b>31</b> | <b>84</b> | <b>52</b> | <b>23</b> | <b>356</b> | <b>3.6</b> |

**Single Game Highs**

| Statistic    | Value |                                                                        |
|--------------|-------|------------------------------------------------------------------------|
| Points       | 17    | at UTEP 02/13/22                                                       |
| Rebounds     | 11    | at UTEP 02/13/22, at Western Ky. 03/05/22                              |
| Assists      | 3     | vs FIU 11/20/23                                                        |
| Steals       | 3     | at Louisiana Tech 01/02/21                                             |
| Blocks       | 4     | vs Oakland 11/21/23                                                    |
| FG Made      | 7     | at UTEP 02/13/22                                                       |
| FG Attempts  | 10    | at Louisiana Tech 01/01/21, at Old Dominion 02/06/21, at UTEP 02/13/22 |
| 3FG Made     | 2     | vs Wright St. 11/12/21, vs Milligan 11/15/21                           |
| 3FG Attempts | 3     | vs Wright St. 11/12/21, at Louisiana Tech 12/30/21                     |
| FT Made      | 4     | vs Bluefield St. 12/11/19, at Charlotte 02/05/22                       |
| FT Attempts  | 9     | at Charlotte 02/05/22                                                  |



**Marshall Men's Basketball  
Individual Career Summaries  
All games**

**NUTTER, Ryan**

|              |       |            |                | Field Goals |             | 3-Point    |             | F-Throws   |             | Rebounds |          |          |            |            |           |          |          |          | Scoring  |            |
|--------------|-------|------------|----------------|-------------|-------------|------------|-------------|------------|-------------|----------|----------|----------|------------|------------|-----------|----------|----------|----------|----------|------------|
| SEASON       | TEAM  | GP-GS      | MIN/AVG        | FG-FGA      | FG%         | 3FG-3FGA   | 3FG%        | FT-FTA     | FT%         | OFF      | DEF      | TOT      | AVG        | PF-FO      | A         | TO       | BLK      | STL      | PTS      | AVG        |
| 2023-24      | Marsh | 5-0        | 79/15.8        | 2-9         | .222        | 0-3        | .000        | 5-6        | .833        | 5        | 4        | 9        | 1.8        | 8-1        | 10        | 3        | 2        | 0        | 9        | 1.8        |
| <b>TOTAL</b> |       | <b>5-0</b> | <b>79/15.8</b> | <b>2-9</b>  | <b>.222</b> | <b>0-3</b> | <b>.000</b> | <b>5-6</b> | <b>.833</b> | <b>5</b> | <b>4</b> | <b>9</b> | <b>1.8</b> | <b>8-1</b> | <b>10</b> | <b>3</b> | <b>2</b> | <b>0</b> | <b>9</b> | <b>1.8</b> |

**Single Game Highs**

| Statistic    | Value |                                                            |
|--------------|-------|------------------------------------------------------------|
| Points       | 5     | vs Utah St. 11/19/23                                       |
| Rebounds     | 3     | vs Utah St. 11/19/23, vs FIU 11/20/23                      |
| Assists      | 3     | vs Utah St. 11/19/23, vs FIU 11/20/23                      |
| Blocks       | 2     | vs Radford 11/10/23                                        |
| FG Made      | 2     | vs Utah St. 11/19/23                                       |
| FG Attempts  | 4     | vs Utah St. 11/19/23                                       |
| 3FG Attempts | 2     | vs FIU 11/20/23                                            |
| FT Made      | 2     | vs Oakland 11/21/23, vs FIU 11/20/23                       |
| FT Attempts  | 2     | vs Utah St. 11/19/23, vs Oakland 11/21/23, vs FIU 11/20/23 |

**SARENAC, Marko**

|              |       |             |                 | Field Goals   |             | 3-Point       |             | F-Throws     |             | Rebounds  |            |            |            |             |           |           |           |           | Scoring    |            |
|--------------|-------|-------------|-----------------|---------------|-------------|---------------|-------------|--------------|-------------|-----------|------------|------------|------------|-------------|-----------|-----------|-----------|-----------|------------|------------|
| SEASON       | TEAM  | GP-GS       | MIN/AVG         | FG-FGA        | FG%         | 3FG-3FGA      | 3FG%        | FT-FTA       | FT%         | OFF       | DEF        | TOT        | AVG        | PF-FO       | A         | TO        | BLK       | STL       | PTS        | AVG        |
| 2019-20      | Marsh | 32-5        | 460/14.4        | 51-110        | .464        | 18-58         | .310        | 20-26        | .769        | 25        | 66         | 91         | 2.8        | 35-1        | 10        | 35        | 11        | 11        | 140        | 4.4        |
| 2020-21      | Marsh | 11-0        | 64/5.8          | 3-10          | .300        | 3-9           | .333        | 1-2          | .500        | 3         | 4          | 7          | 0.6        | 3-0         | 1         | 3         | 1         | 1         | 10         | 0.9        |
| 2021-22      | Marsh | 28-0        | 391/13.9        | 36-96         | .375        | 32-86         | .372        | 7-9          | .778        | 7         | 34         | 41         | 1.5        | 17-0        | 14        | 16        | 12        | 12        | 111        | 4.0        |
| 2022-23      | Marsh | 6-0         | 29/4.9          | 3-12          | .250        | 2-11          | .182        | 0-1          | .000        | 3         | 3          | 6          | 1.0        | 2-0         | 1         | 2         | 0         | 3         | 8          | 1.3        |
| 2023-24      | Marsh | 1-0         | 9/9.1           | 0-2           | .000        | 0-2           | .000        | 0-0          | .000        | 0         | 3          | 3          | 3.0        | 1-0         | 0         | 0         | 0         | 0         | 0          | 0.0        |
| <b>TOTAL</b> |       | <b>78-5</b> | <b>952/12.2</b> | <b>93-230</b> | <b>.404</b> | <b>55-166</b> | <b>.331</b> | <b>28-38</b> | <b>.737</b> | <b>38</b> | <b>110</b> | <b>148</b> | <b>1.9</b> | <b>58-1</b> | <b>26</b> | <b>56</b> | <b>24</b> | <b>27</b> | <b>269</b> | <b>3.4</b> |

**Single Game Highs**

| Statistic    | Value |                                                                   |
|--------------|-------|-------------------------------------------------------------------|
| Points       | 18    | at Western Ky. 03/05/22                                           |
| Rebounds     | 7     | at Western Ky. 03/05/22                                           |
| Assists      | 3     | at Southern Miss. 02/21/22                                        |
| Steals       | 2     | 4 times                                                           |
| Blocks       | 4     | vs Wright St. 11/12/21                                            |
| FG Made      | 6     | at FIU 01/30/20, at Western Ky. 01/25/20, at Western Ky. 03/05/22 |
| FG Attempts  | 11    | at Western Ky. 03/05/22                                           |
| 3FG Made     | 6     | at Western Ky. 03/05/22                                           |
| 3FG Attempts | 10    | at Western Ky. 03/05/22                                           |
| FT Made      | 4     | vs Charlotte 01/16/20                                             |
| FT Attempts  | 4     | vs Eastern Ky. 12/19/19, vs Charlotte 01/16/20                    |



**Marshall Men's Basketball  
Individual Career Summaries  
All games**

**THIENEMAN, Creighton**

|              |       |            |               | Field Goals |             | 3-Point    |             | F-Throws   |             | Rebounds |          |          |            | Scoring    |          |          |          |          |          |            |
|--------------|-------|------------|---------------|-------------|-------------|------------|-------------|------------|-------------|----------|----------|----------|------------|------------|----------|----------|----------|----------|----------|------------|
| SEASON       | TEAM  | GP-GS      | MIN/AVG       | FG-FGA      | FG%         | 3FG-3FGA   | 3FG%        | FT-FTA     | FT%         | OFF      | DEF      | TOT      | AVG        | PF-FO      | A        | TO       | BLK      | STL      | PTS      | AVG        |
| 2022-23      | Marsh | 4-0        | 10/2.6        | 0-5         | .000        | 0-1        | .000        | 0-0        | .000        | 0        | 1        | 1        | 0.3        | 0-0        | 0        | 1        | 0        | 0        | 0        | 0.0        |
| <b>TOTAL</b> |       | <b>4-0</b> | <b>10/2.6</b> | <b>0-5</b>  | <b>.000</b> | <b>0-1</b> | <b>.000</b> | <b>0-0</b> | <b>.000</b> | <b>0</b> | <b>1</b> | <b>1</b> | <b>0.3</b> | <b>0-0</b> | <b>0</b> | <b>1</b> | <b>0</b> | <b>0</b> | <b>0</b> | <b>0.0</b> |

**Single Game Highs**

| Statistic    | Value |                           |
|--------------|-------|---------------------------|
| Rebounds     | 1     | at Miami (OH) 11/17/22    |
| FG Attempts  | 2     | vs Glenville St. 12/19/22 |
| 3FG Attempts | 1     | at Miami (OH) 11/17/22    |

**TOUSSAINT, Aymeric**

|              |       |             |                | Field Goals  |             | 3-Point    |             | F-Throws     |             | Rebounds  |           |           |            | Scoring     |          |           |           |          |            |            |
|--------------|-------|-------------|----------------|--------------|-------------|------------|-------------|--------------|-------------|-----------|-----------|-----------|------------|-------------|----------|-----------|-----------|----------|------------|------------|
| SEASON       | TEAM  | GP-GS       | MIN/AVG        | FG-FGA       | FG%         | 3FG-3FGA   | 3FG%        | FT-FTA       | FT%         | OFF       | DEF       | TOT       | AVG        | PF-FO       | A        | TO        | BLK       | STL      | PTS        | AVG        |
| 2021-22      | Marsh | 27-0        | 270/10.0       | 37-50        | .740        | 0-0        | .000        | 11-23        | .478        | 19        | 28        | 47        | 1.7        | 46-3        | 4        | 20        | 7         | 7        | 85         | 3.1        |
| 2022-23      | Marsh | 14-0        | 80/5.7         | 10-18        | .556        | 0-0        | .000        | 3-14         | .214        | 9         | 13        | 22        | 1.6        | 20-0        | 3        | 10        | 7         | 1        | 23         | 1.6        |
| <b>TOTAL</b> |       | <b>41-0</b> | <b>351/8.6</b> | <b>47-68</b> | <b>.691</b> | <b>0-0</b> | <b>.000</b> | <b>14-37</b> | <b>.378</b> | <b>28</b> | <b>41</b> | <b>69</b> | <b>1.7</b> | <b>66-3</b> | <b>7</b> | <b>30</b> | <b>14</b> | <b>8</b> | <b>108</b> | <b>2.6</b> |

**Single Game Highs**

| Statistic   | Value |                                                                          |
|-------------|-------|--------------------------------------------------------------------------|
| Points      | 13    | vs Wright St. 11/12/21                                                   |
| Rebounds    | 6     | vs Glenville St. 12/19/22                                                |
| Assists     | 2     | vs Old Dominion 02/17/22, vs Coppin St. 11/19/22                         |
| Steals      | 2     | vs FIU 02/10/22                                                          |
| Blocks      | 2     | vs Glenville St. 12/19/22, vs App State 12/29/22                         |
| FG Made     | 5     | vs Wright St. 11/12/21, vs Bluefield Col. 12/08/21                       |
| FG Attempts | 5     | vs Wright St. 11/12/21, vs Milligan 11/15/21, vs Bluefield Col. 12/08/21 |
| FT Made     | 3     | vs Wright St. 11/12/21                                                   |
| FT Attempts | 6     | vs Bluefield Col. 12/08/21                                               |



**Marshall Men's Basketball  
Individual Career Summaries  
All games**

**VOYLES, Kevon**

| SEASON                 | TEAM  | GP-GS        | MIN/AVG          | Field Goals    |             | 3-Point       |             | F-Throws      |             | Rebounds  |            |            |            | Scoring      |           |           |           |            |            |             |
|------------------------|-------|--------------|------------------|----------------|-------------|---------------|-------------|---------------|-------------|-----------|------------|------------|------------|--------------|-----------|-----------|-----------|------------|------------|-------------|
|                        |       |              |                  | FG-FGA         | FG%         | 3FG-3FGA      | 3FG%        | FT-FTA        | FT%         | OFF       | DEF        | TOT        | AVG        | PF-FO        | A         | TO        | BLK       | STL        | PTS        | AVG         |
| 2019-20                | UMES  | 27-3         | 331/12.3         | 45-129         | .349        | 13-62         | .210        | 10-19         | .526        | 11        | 30         | 41         | 1.5        | 31-0         | 22        | 22        | 2         | 24         | 113        | 4.2         |
| 2021-22                | UMES  | 25-24        | 601/24.0         | 90-205         | .439        | 32-79         | .405        | 18-30         | .600        | 20        | 58         | 78         | 3.1        | 39-0         | 34        | 37        | 2         | 34         | 230        | 9.2         |
| 2022-23                | UMES  | 20-16        | 426/21.3         | 98-199         | .492        | 28-86         | .326        | 33-46         | .717        | 11        | 47         | 58         | 2.9        | 34-0         | 15        | 25        | 5         | 39         | 257        | 12.9        |
| 2023-24                | Marsh | 5-5          | 145/28.9         | 28-76          | .368        | 7-34          | .206        | 16-22         | .727        | 5         | 9          | 14         | 2.8        | 11-0         | 7         | 12        | 1         | 13         | 79         | 15.8        |
| <b>TOTAL FOR Marsh</b> |       | <b>5-5</b>   | <b>145/28.9</b>  | <b>28-76</b>   | <b>.368</b> | <b>7-34</b>   | <b>.206</b> | <b>16-22</b>  | <b>.727</b> | <b>5</b>  | <b>9</b>   | <b>14</b>  | <b>2.8</b> | <b>11-0</b>  | <b>7</b>  | <b>12</b> | <b>1</b>  | <b>13</b>  | <b>79</b>  | <b>15.8</b> |
| <b>TOTAL</b>           |       | <b>77-48</b> | <b>1503/19.5</b> | <b>261-609</b> | <b>.429</b> | <b>80-261</b> | <b>.307</b> | <b>77-117</b> | <b>.658</b> | <b>47</b> | <b>144</b> | <b>191</b> | <b>2.5</b> | <b>115-0</b> | <b>78</b> | <b>96</b> | <b>10</b> | <b>110</b> | <b>679</b> | <b>8.8</b>  |

**Single Game Highs**

| Statistic    | Value |                                                                 |
|--------------|-------|-----------------------------------------------------------------|
| Points       | 27    | at South Carolina St. 01/21/23                                  |
| Rebounds     | 8     | at Howard 02/05/22, at Columbia 12/28/22                        |
| Assists      | 5     | vs Queens (NC) 11/06/23                                         |
| Steals       | 5     | at Duke 12/10/22, at Delaware St. 03/02/23, vs Radford 11/10/23 |
| Blocks       | 2     | at Columbia 12/28/22                                            |
| FG Made      | 11    | at South Carolina St. 01/21/23                                  |
| FG Attempts  | 22    | vs Queens (NC) 11/06/23                                         |
| 3FG Made     | 4     | 4 times                                                         |
| 3FG Attempts | 10    | vs Queens (NC) 11/06/23                                         |
| FT Made      | 11    | vs FIU 11/20/23                                                 |
| FT Attempts  | 12    | vs FIU 11/20/23                                                 |