

FLORIDA™

MEN'S BASKETBALL

NATIONAL CHAMPIONS: 2006, 2007 | SEC CHAMPIONS: 1989, 2000, 2001, 2007, 2011, 2013, 2014 | FINAL FOUR: 1994, 2000, 2006, 2007, 2014



Florida 10-3/0-0 SEC vs. #6 Kentucky 10-2/0-0 SEC

Exactech Arena at the Stephen C. O'Connell Center (10,151) | Billy Donovan Court
Gainesville, Fla. | Game 14 | Jan. 6, 2024 | 12:30 p.m.



HEAD COACHES

Todd Golden

26-20 | 2nd season at UF
83-56 | 5th season overall

John Calipari

399-115 | 15th season at Kentucky
802-253 | 33rd season overall

MATCHUP BASICS

All-Time Series: 41-109
Series under Golden: 0-2
All-Time at Home: 26-40
Home under Golden: 0-1
Last Meeting:
L, 74-82, 2/22/22 (Home)

BROADCAST INFO

ESPN | ESPN App
Play-by-Play: Dan Shulman
Analyst: Jay Bilas

Gator Sports Network from LEARFIELD

Play-by-Play: Sean Kelley
Analyst: Lee Humphrey
Producer/Engineer: Steve Egan

FLORIDA POSSIBLE STARTERS

#	Name	Pos.	Ht.	Wt.	Cl.	Min.	Pts.	Reb.	Misc.
4	Tyrese Samuel	F	6-10	239	Gr.	27.5	14.3	8.8	.646 fg%
3	Micah Handlogten	C	7-1	235	So.	17.8	6.8	7.1	.654 fg%
0	Zyon Pullin	G	6-4	206	Gr.	29.1	14.1	3.5	5.0 ast
1	Walter Clayton Jr.	G	6-2	195	Jr.	29.3	15.2	3.8	3.3 ast
5	Will Richard	G	6-4	206	Jr.	29.8	11.8	3.8	2.0 3fg

OPPONENT POSSIBLE STARTERS

#	Name	Pos.	Ht.	Wt.	Cl.	Min.	Pts.	Reb.	Misc.
2	Aaron Bradshaw	F	7-1	226	Fr.	19.5	7.2	4.2	.560 fg%
4	Tre Mitchell	F	6-9	231	Gr.	33.6	12.8	7.1	3.5 ast
1	Justin Edwards	G	6-8	203	Fr.	24.5	9.8	4.6	1.0 stl
12	Antonio Reeves	G	6-6	195	5th	30.5	19.0	4.3	2.8 3fg
21	D.J. Wagner	G	6-4	192	Fr.	26.8	11.9	2.1	3.5 ast

THE TIP-OFF

- Florida enters Southeastern Conference play carrying a six-game winning streak, its longest in two years, and looking to build on a 6-0 home record compiled during nonconference action. The Gators seek a seven-game win streak for the first time since compiling a nine-game win streak Jan. 25-Feb. 21, 2017.
- The meeting between Florida and Kentucky as a conference opener occurs for the first time in 25 years and the first time in Gainesville in 45 years.
- On the perimeter, Will Richard has knocked down 10 3-pointers over the last two games, posting identical 5-for-9 lines from long range. Zyon Pullin has scored in double figures in all 10 appearances this season and leads the SEC with 5.0 assists per game.
- Down low, Tyrese Samuel has put together a run of three straight double-doubles and leads the SEC with a .646 field goal percentage. Samuel also eclipsed the 1,000-point career scoring mark during UF's last game.

2023-24 HIGHLIGHTS

- Zyon Pullin scored 22 and Tyrese Samuel posted 21 points and 11 rebounds in the Gators' double overtime victory vs. Michigan in Charlotte. Pullin's 3-pointer with 8.9 seconds remaining in the first overtime forced the second extra session, where an 11-0 UF run put the game away.
- In his homecoming game at Lakeland vs. East Carolina, Walter Clayton Jr. exploded for 20 first-half points on the way to a team-leading 22. Clayton scored 10 of the Gators' first 12 points out of the gate playing just down the road from his hometown of Lake Wales.
- Will Richard earned Orange Bowl Classic MVP honors as he scored 19 of his 21 points in the second half to lead the Gators vs. Richmond. Richard posted a solo 9-0 run as he hit three 3-pointers in a 90-second span that helped create separation vs. the Spiders.
- Walter Clayton Jr. scored 21 of his 26 points vs. Merrimack in the second half. Freshman Alex Condon added his first career double-double with 12 points and 16 rebounds. Condon's 16 boards were the most by a Florida freshman since Al Horford's 18 vs. Alabama during the 2004-05 season.
- Florida came up just short against 13th-ranked Baylor in the NIT Season Tip-Off championship game as Riley Kugel exploded for 25 points and nine rebounds, both career highs. Tyrese Samuel and Zyon Pullin earned All-Tournament Team honors, and Samuel added SEC Player of the Week recognition.
- The Gators topped Pitt in the first game of the NIT Season Tip-Off behind 28 points from Walter Clayton Jr. on 6-for-8 shooting from 3-point range, a 20-point, 10-rebound performance from Tyrese Samuel and a 24-to-8 assist-to-turnover showing as a team.
- Florida blitzed Florida State, leading 27-5 before taking a 52-22 advantage into halftime. The Gators shot .643 and held the Seminoles to .258 from the field during the first half. Walter Clayton Jr. led UF with 19 points, while Zyon Pullin and Tyrese Samuel added 15 each and Thomas Haugh grabbed 10 rebounds.
- Micah Handlogten (14 points, 14 rebounds) and Tyrese Samuel (10 points, 11 rebounds) both posted their first double-double as Gators in a hard-fought loss vs. Virginia in Charlotte.

NUMBERS OF NOTE

5

Will Richard has hit five 3-pointers in back-to-back games, the first Gator since Noah Locke in Feb. 2020 with five 3s in consecutive games.

3

Tyrese Samuel has posted three straight double-doubles, the first Gator since Kerry Blackshear Jr. in Nov. 2019 to do so.

45

This marks the first time in 45 years that the Gators host Kentucky to open SEC play. Florida earned a 76-65 win vs. a ninth-ranked UK team on Jan. 3, 1979, one of just three SEC wins for UF that season. The last conference opener between the schools came on Jan. 2, 1998, in Lexington, a 93-58 loss in Billy Donovan's third season.

NOVEMBER

6	Loyola Maryland	SEC+	W	93-73
10	vs. RV Virginia (Charlotte)	ACC Net.	L	70-73
14	Florida A&M	SEC+	W	89-68
17	Florida State	SEC Net.	W	89-68
22	vs. Pitt (Brooklyn)	ESPN2	W	86-71
24	vs. #13 Baylor (Brooklyn)	ESPN	L	91-95
29	at Wake SForest	ESPNU	L	71-82

DECEMBER

5	Merrimack	SEC+	W	77-57
9	vs. Richmond (Sunrise)	SEC Net.	W	87-76
14	vs. ECU (Lakeland)	SEC Net.	W	70-65
19	vs. Michigan (Charlotte)	ESPN W/20T	106-101	
22	Grambling State	SEC+	W	96-57
30	Quinnipiac	ESPNU	W	97-72

JANUARY

6	#6 Kentucky	ESPN	12:30 p.m.
10	at #22 Ole Miss	SEC Net.	9 p.m.
13	Arkansas	ESPN	4 p.m.
16	at #5 Tennessee	ESPN	7 p.m.
20	at Missouri	ESPN2/U	6/8 p.m.
24	RV Mississippi State	SEC Net.	8:30 p.m.
27	Georgia	ESPN2/U	12 p.m.
31	at #6 Kentucky	ESPN/2	8 p.m.

FEBRUARY

3	at RV Texas A&M	ESPN2	4 p.m.
10	#25 Auburn	SEC Net.	3:30 p.m.
13	LSU	SEC Net.	8 p.m.
17	at Georgia	SEC Net.	1 p.m.
21	at RV Alabama	ESPN2/U	7 p.m.
24	Vanderbilt	SEC Net.	1 p.m.
28	Missouri	SEC Net.	6:30 p.m.

MARCH

2	at RV South Carolina	SEC Net.	1 p.m.
5	RV Alabama	ESPN/2	9 p.m.
9	at Vanderbilt	SSEC Net.	4:30 p.m.
13-17 SEC Tournament (Nashville)			

Contact: Denver Parler | denverp@gators.ufl.edu
Office: 352-692-6195 | Cell: 352-318-3493

Matchup

ABOUT THE OPPONENT

- Antonio Reeves leads five players with double-digit scoring averages at 19.0 points per game with a team-high 34 3-pointers at a .459 rate.
- Rob Dillingham adds 14.3 per game off the bench, shooting the 3 at a .447 clip and dishing a team-best 54 assists, while Tre Mitchell's 12.8 points come alongside a team-leading 7.1 rebounds and 16 blocked shots.
- Reed Sheppard adds 12.4 points off the bench, hitting from 3-point range at a .560 percentage (28/50) with 33 steals.
- D.J. Wagner checks in at 11.9 points per game, while Justin Edwards sits a shade below double digits at 9.8 per game.
- The Wildcats own a pair of notable wins from nonconference season, including a neutral site victory vs. North Carolina and a home rout of Miami.

OPPONENT'S LAST 5 GAMES

Dec. 2	UNC Wilmington	L	73-80
Dec. 9	vs. Penn	W	81-66
Dec. 16	vs. North Carolina	W	87-83
Dec. 21	at Louisville	W	95-76
Dec. 29	Illinois State	W	96-70

OPPONENT'S NEXT 5 GAMES

Jan. 9	Missouri
Jan. 13	at Texas A&M
Jan. 17	Mississippi State
Jan. 20	Georgia
Jan. 23	at South Carolina

LAST 20 VS. KENTUCKY (5-15)

March 16, 2014	SEC	W	61-60
Feb. 7, 2015	H	L	61-68
March 7, 2015	A	L	50-67
March 13, 2015	SEC	L	49-64
Feb. 6, 2016	A	L	61-80
March 1, 2016	H	L	79-88
Feb. 4, 2017	H	W	88-66
Feb. 25, 2017	A	L	66-76
Jan. 20, 2018	A	W	66-64
March 3, 2018	H	W	80-67
Feb. 2, 2019	H	L	54-65
March 9, 2019	A	L	57-66
Feb. 22, 2020	A	L	59-65
March 7, 2020	H	L	70-71
Jan. 9, 2021	H	L	58-76
Feb. 27, 2021	A	W	71-67
Feb. 12, 2022	A	L	57-78
March 5, 2022	H	L	63-71
Feb. 4, 2023	A	L	67-72
Feb. 22, 2023	H	L	74-82

UF'S WINS VS. TOP-6 UK TEAMS (9-38)

UF unranked in all nine wins

Dec. 17, 1966	at #4 Kentucky	W	78-75
Jan. 13, 1968	#4 Kentucky	W	96-78
Feb. 15, 1969	#4 Kentucky	W	82-81
Feb. 24, 1975	#4 Kentucky	W	66-58
Jan. 17, 1984	#3 Kentucky	W	69-57
Jan. 20, 1988	at #4 Kentucky	W	58-56
Feb. 4, 1999	#5 Kentucky	W	75-68
March 6, 2005	#3 Kentucky	W	53-52
March 13, 2005	vs. #4 Kentucky (SEC Tourn.)	W	70-53

Category	Florida	Advantage	Opponent
Scoring Offense	86.3	>	91.1
Scoring Defense	73.7	>	73.4
Scoring Margin	+12.6	>	+17.7
Field Goal Pct.	.472	>	.503
Field Goal Pct. Def.	.410	<	.413
3-Pt. FG Pct.	.337	>	.416
3-Pt. FG Pct. Def.	.341	>	.312
3-Pt. FG Made	7.6	>	10.6
3-Pt. FG Allowed	7.1	<	8.4
Free Throw Pct.	.654	>	.736
Free Throws Made	16.8	<	13.5
Rebounds	45.4	<	38.3
Opp. Rebounds	34.2	<	36.5
Rebounding Margin	+11.2	<	+1.8
Assists	16.8	>	19.4
Turnovers	13.5	>	9.4
Opp. Turnovers	12.1	>	14.2
Turnover Margin	-1.5	>	+4.8
Assist/TO Ratio	1.2	>	2.1
Steals	7.2	>	9.0
Blocked Shots	5.5	>	5.8

LAST MEETING: KENTUCKY 82, FLORIDA 74



Official Basketball Box Score - Final
Kentucky at Florida
 02/22/23 Exactech Arena at Stephen C. O'Connell Center, Gainesville
 2022-23 Men's Basketball

Game Time: 7:00 PM
 Game Duration: 2:07
 Attendance: 9,540

Officials: Terry Oglesby, Chuck Jones, Rob Rorke

Kentucky - 82

Record: 19-9 (10-5)

NO.	Name	Min	FG		3P		FT		Rebounds			Fouls		TP	AS	ST	TO	Blocks		+/-			
			M-A	M-A	M-A	M-A	OR	DR	TOT	PF	FD	BS	BA										
0	Jacob Toppin	F 34:34	7-10	2-3	3-4	3	8	11	1	2	19	1	2	0	0	0	0	0	5				
24	Chris Livingston	F 39:09	4-11	0-3	2-3	4	11	15	3	3	10	2	0	0	0	1	0	6					
34	Oscar Tshiebewe	F 38:18	12-13	0-0	1-3	2	2	4	2	6	25	3	3	1	1	0	5						
12	Antonio Reeves	G 38:42	6-15	2-6	2-2	0	1	1	3	1	16	4	2	1	0	10							
22	Cason Wallace	G 38:10	2-8	0-1	4-4	0	2	2	2	3	8	6	6	2	1	1	6						
3	Adou Thiero	04:54	1-1	0-0	0-0	1	0	1	0	0	2	0	0	0	0	0	-1						
4	Daimion Collins	01:42	0-2	0-0	0-0	1	0	1	0	0	0	0	0	0	0	0	3						
55	Lance Ware	04:31	1-2	0-0	0-0	1	1	2	2	0	2	0	0	0	0	0	6						
Team									1	2	3	0	0	0	0	0	0	0	0				
Totals									33-62	4-13	12-16	13	27	40	13	15	82	16	13	4	4	1	8

Shooting By Period		
1st	FG%	15-31 48.4%
	3PT%	2-6 33.3%
	FT%	4-6 66.7%
2nd	FG%	18-31 58.1%
	3PT%	2-7 28.6%
	FT%	8-10 80%
GM	FG%	33-62 53.2%
	3PT%	4-13 30.8%
	FT%	12-16 75.0%

Dead Ball Rebounds: 1, 0

Technical Fouls: NONE

Florida - 74

Record: 14-14 (7-8)

NO.	Name	Min	FG		3P		FT		Rebounds			Fouls		TP	AS	ST	TO	Blocks		+/-			
			M-A	M-A	M-A	M-A	OR	DR	TOT	PF	FD	BS	BA										
33	Jason Jitoboh	C 25:03	4-7	0-0	0-1	0	2	2	2	1	8	1	0	1	1	0	-2						
0	Myreon Jones	G 22:27	1-3	1-2	0-0	0	1	1	1	0	3	3	0	3	0	0	-4						
5	Will Richard	G 18:35	2-4	1-2	0-0	0	3	3	5	0	5	0	0	1	0	1	-6						
11	Kyle Lofton	G 33:13	3-7	0-2	3-4	1	1	2	0	2	9	5	3	2	0	0	-4						
24	Riley Kugel	G 30:13	7-12	4-6	6-7	0	2	2	2	4	24	2	1	1	0	2	-3						
13	Aleks Szymczyk	14:57	0-2	0-1	0-0	0	2	2	1	0	0	2	1	0	0	1	-6						
4	Niels Lane	23:23	3-6	0-0	2-2	0	2	2	1	2	8	0	0	1	0	0	-1						
14	Kowacie Reeves	24:05	6-9	2-5	2-2	0	3	3	2	1	16	1	3	0	0	0	-13						
3	Alex Fudge	04:45	0-1	0-1	0-2	1	2	3	0	2	0	0	0	0	0	0	2						
10	Denzel Aberdeen	03:19	0-1	0-1	1-2	0	0	0	1	1	1	0	0	0	0	0	-5						
Team									0	1	1	0	2	0	0	0	0	0					
Totals									26-52	8-20	14-20	2	19	21	15	13	74	14	10	9	1	4	-8

Shooting By Period		
1st	FG%	15-28 53.6%
	3PT%	5-12 41.7%
	FT%	2-6 33.3%
2nd	FG%	11-24 45.8%
	3PT%	3-8 37.5%
	FT%	12-14 85.7%
GM	FG%	26-52 50.0%
	3PT%	8-20 40.0%
	FT%	14-20 70.0%

Dead Ball Rebounds: 3, 0

Technical Fouls: NONE

	UK	UF
Biggest lead	15 (1st 8:17)	1 (1st 0:17)
Best Scoring Run	8 (2nd 5:58)	13 (1st 4:48)
Lead Changes	6	
Times Tied	3	
Time with Lead	37:12	01:32

Points from	UK	UF
Turnovers	21	16
Paint	46	32
Second Chance	15	0
Fast Breaks	14	12
Bench	4	25

	Period by Period Scoring		
	1st	2nd	TOT
UK	36	46	82
UF	37	37	74

Standings and Rankings

2023-24 SEC STANDINGS

	SEC		Overall	
Ole Miss	0-0	--	13-0	1.000
South Carolina	0-0	--	12-1	.923
Auburn	0-0	--	11-2	.846
Mississippi State	0-0	--	11-2	.846
Kentucky	0-0	--	10-2	.833
FLORIDA	0-0	--	10-3	.769
Georgia	0-0	--	10-3	.769
Tennessee	0-0	--	10-3	.769
Arkansas	0-0	--	9-4	.692
Texas A&M	0-0	--	9-4	.692
Alabama	0-0	--	8-5	.615
LSU	0-0	--	8-5	.615
Missouri	0-0	--	8-5	.615
Vanderbilt	0-0	--	5-8	.385

AP TOP 25

- Purdue (49)
- Kansas (5)
- Houston (9)
- UConn
- *Tennessee
- *Kentucky
- Marquette
- North Carolina
- Illinois
- Arizona
- Oklahoma
- BYU
- Colorado State
- Duke
- Memphis
- Clemson
- Florida Atlantic
- *Baylor
- James Madison
- Texas
- Wisconsin
- *Ole Miss
- Providence
- Gonzaga
- *Auburn

COACHES TOP 25

- Purdue (23)
- Kansas (1)
- Houston (8)
- UConn
- *Tennessee
- *Kentucky
- Marquette
- Illinois
- North Carolina
- Arizona
- Oklahoma
- BYU
- Duke
- Colorado State
- Memphis
- Clemson
- Florida Atlantic
- *Baylor
- *Ole Miss
- James Madison
- Wisconsin
- Texas
- Providence
- *Auburn
- Gonzaga

*2023-24 Florida Opponent

FLORIDA IN THE POLLS & RATINGS

Date	AP	Coaches	NET	KP	BT	BPI
Preseason	RV	RV	*	39	25	*
Nov. 13	-	-	*	41	29	25
Nov. 20	-	RV	*	36	24	22
Nov. 27	-	RV	*	28	23	23
Dec. 4	-	-	65	35	23	27
Dec. 11	-	-	43	31	24	25
Dec. 18	-	-	58	38	29	30
Dec. 25	-	-	46	33	33	26
Jan. 1	-	-	47	34	33	27

*No new ranking; KP=KenPom; BT=Bart Torvik

2023-24 SEC RANKINGS

Category	Player	Stat	Rank
Scoring	Clayton	15.2	12
	Samuel	14.3	t17
	Pullin	14.1	20
Rebounds	Samuel	8.9	3
	Handlogten	7.1	7
	Condon	6.9	t10
FG Pct.	Samuel	.646	1
	Clayton	.457	12
Assists	Pullin	5.0	1
FT Pct.	Pullin	.820	10
Steals	Samuel	1.5	14
	Clayton	1.4	t15
3-Pt. FG Pct.	Richard	.388	*
3-Pt. FG Made	Clayton/Richard	2.0	t11
Blocked Shots	Condon	1.3	8
	Samuel	1.0	t14
A/T/O Ratio	Pullin	3.9	3
Off. Rebounds	Handlogten	3.6	3
	Samuel	3.4	4
	Condon	2.2	t12
Def. Rebounds	Samuel	5.5	t5
	Condon	4.7	13
Minutes	Richard	29.8	12

*Does not qualify for SEC rankings; ^Not among SEC leaders

Category	Stat	Rank
Scoring Offense	86.3	3
Scoring Defense	73.7	12
Scoring Margin	+12.6	6
Free Throw Pct.	.654	14
Field Goal Pct.	.472	5
Field Goal Pct. Defense	.410	8
3-Point FG Pct.	.337	10
3-Point FG Pct. Defense	.341	11
Rebounding	45.4	1
Rebounding Against	34.2	6
Rebounding Margin	+11.2	2
Blocked Shots	5.5	6
Assists	16.8	4
Steals	7.2	10
Turnover Margin	-1.5	14
Assist/Turnover Ratio	1.2	8
Offensive Rebounds	16.2	2
Defensive Rebounds	29.2	1
Defensive Rebound Pct.	.722	6
Offensive Rebound Pct.	.413	2
3-Point FG Made	7.6	10

1,500-POINT MILESTONE WATCH

Player	Prior School	UF	Total	Needs
Zyon Pullin	1,312	141	1,453	47

1,000-POINT MILESTONE WATCH

Player	Prior School	UF	Total	Needs
Walter Clayton Jr.	771	197	968	32
Will Richard	399	486	885	115

TRACKING FLORIDA RECORDS

Free Throw Pct. by a Transfer (UF Career)

Min. 50 Attempts

1.	Canyon Barry	2016-17	Coll. of Charleston	.883
2.	Egor Koulechov	2017-18	Rice	.864
3.	Jason Williams	1997-98	Marshall	.840
4.	Tyree Appleby	2020-22	Cleveland St.	.839
5.	Zyon Pullin	2023-present	UC Riverside	.820
6.	Will Richard	2022-present	Belmont	.813
7.	Mike Rosario	2011-13	Rutgers	.809

Field Goal Pct. by a Transfer (UF Career)

Min. 150 Attempts

1.	Vernon Macklin	2009-11	Georgetown	.599
2.	John Egbunu	2015-17	USF	.558
3.	Colin Castleton	2020-23	Michigan	.541
4.	Anthony Duruji	2020-22	LA Tech	.489
5.	Jon Horford	2014-15	Michigan	.484
6.	Will Richard	2022-present	Belmont	.475
7.	Walter Clayton Jr.	2023-present	Iona	.457
	Justin Leon	2015-17	Shawnee CC	.457

3-Point FG by a Transfer (UF Career)

1.	Dorian Finney-Smith	2013-16	Virginia Tech	159
2.	Jalen Hudson	2017-19	Virginia Tech	122
3.	Myreon Jones	2021-23	Penn St.	95
4.	Tyree Appleby	2020-22	Cleveland State	94
	Mike Rosario	2011-13	Rutgers	94
6.	Will Richard	2022-present	Belmont	77
7.	Justin Leon	2015-17	Shawnee CC	74

Games with 20+ Offensive Rebounds

Team | Since 1996-97 Season

1.	6	2023-24
2.	4	2011-12
	4	2009-10
	4	1999-2000
5.	3	1997-98



#0 ZYON PULLIN

Grad | Guard
Pleasant Hill, Calif.
6-4 | 206

- Posted 22 points & 5 assists in the 20T win vs. Michigan.
- Named to the NIT Season Tip-Off All-Tournament Team.
- Scored 17 & added 5 assists with 0 turnovers vs. #13 Baylor.

- Had eight assists & one turnover to go with 10 points vs. Pitt.
- Made his season debut in the win vs. Florida, going for 15 points, five rebounds and four assists.

Year	GP-GS	Min/Avg	FG-FGA	Pct	3FG-3A	Pct	FT-FTA	Pct	OR	DR	Tot	Avg	PF-FO	Ast	TO	Blk	Stl	Pts	Avg	
2023-24	UF	10-4	291/29.1	41-96	.427	9-21	.429	50-61	.820	7	28	35	3.5	17-1	50	13	0	9	141	14.1
TOTAL FOR UF		10-4	291/29.1	41-96	.427	9-21	.429	50-61	.820	7	28	35	3.5	17-1	50	13	0	9	141	14.1
TOTAL		119-81	3447/29.0	516-1117	.462	84-234	.359	337-438	.769	43	440	483	4.1	193-7	444	232	7	84	1453	12.2

Last 3 Games:

GP-GS	Min	Avg	FG-FGA	Pct	3FG-3A	Pct	FT-FTA	Pct	OR	DR	Tot	Avg	PF	FO	Ast	TO	Blk	Stl	Pts	Avg	
PULLIN, Zyon	3-2	86:33	28.9	16-27	.593	6-7	.857	14-18	.778	2	11	13	4.3	4	0	15	4	0	2	52	17.3



#1 WALTER CLAYTON JR.

Junior | Guard
Lake Wales, Fla.
6-2 | 195

- Scored 20 of his 22 vs. ECU in the 1st half.
- Exploded for 28 points (6/8 3FG) in the win vs. Pitt.
- Scored 26 vs. Merrimack, including 21 in the 2nd half.

- Led the Gators with 19 points vs. FSU, adding 5 assists and 2 steals.
- 2023 Metro Atlantic Athletic Conference Player of the Year who averaged 16.8 points, 4.3 rebounds and 3.2 assists in 2022-23.

Year	GP-GS	Min/Avg	FG-FGA	Pct	3FG-3A	Pct	FT-FTA	Pct	OR	DR	Tot	Avg	PF-FO	Ast	TO	Blk	Stl	Pts	Avg	
2023-24	UF	13-13	380/29.3	69-151	.457	26-74	.351	33-44	.750	10	40	50	3.8	29-1	43	36	12	18	197	15.2
TOTAL FOR UF		13-13	380/29.3	69-151	.457	26-74	.351	33-44	.750	10	40	50	3.8	29-1	43	36	12	18	197	15.2
TOTAL		77-48	1863/24.2	323-717	.450	128-325	.394	194-226	.858	43	214	257	3.3	171-3	197	127	42	101	968	12.6

Last 3 Games:

GP-GS	Min	Avg	FG-FGA	Pct	3FG-3A	Pct	FT-FTA	Pct	OR	DR	Tot	Avg	PF	FO	Ast	TO	Blk	Stl	Pts	Avg	
CLAYTON JR., Walter	3-3	75:15	25.1	11-28	.393	4-14	.286	6-7	.857	3	9	12	4.0	5	0	7	6	3	1	32	10.7



#2 RILEY KUGEL

Sophomore | Guard
Orlando, Fla.
6-5 | 207


- Preseason All-SEC after earning SEC All-Freshman last season.
- Posted career highs of 25 points and 9 rebounds vs. #13 Baylor, shooting 4/6 from 3-point range.

- Dropped 23 points and six steals in the season opener vs. Loyola Md.
- Finished last season with a 10-game double-figure scoring streak, averaging 17.3 points over that stretch.

Year	GP-GS	Min/Avg	FG-FGA	Pct	3FG-3A	Pct	FT-FTA	Pct	OR	DR	Tot	Avg	PF-FO	Ast	TO	Blk	Stl	Pts	Avg	
2023-24	UF	12-11	342/28.5	51-137	.372	14-56	.250	22-32	.688	14	36	50	4.2	21-0	24	34	4	16	138	11.5
TOTAL		44-28	1078/24.5	165-387	.426	49-149	.329	77-115	.670	37	104	141	3.2	64-0	57	82	10	43	456	10.4

Last 3 Games:

GP-GS	Min	Avg	FG-FGA	Pct	3FG-3A	Pct	FT-FTA	Pct	OR	DR	Tot	Avg	PF	FO	Ast	TO	Blk	Stl	Pts	Avg	
KUGEL, Riley	2-1	51:23	25.7	4-18	.222	0-8	.000	6-8	.750	3	4	7	3.5	2	0	4	4	2	2	14	7.0



#3 MICAH HANDLOGTEN

Sophomore | Center
Huntsville, N.C.
7-1 | 235


- Posted a double-double (14/14) vs. Virginia.
- Scored 16 in his Florida debut, including a pair of 3-pointers.
- 2023 Sun Belt Conference Freshman of the Year while at Marshall,

- averaging 7.6 points, 9.8 rebounds and 2.3 blocked shots.
- An elite shot-blocker and rebounder, finished 11th in the nation in blocked shots per game and 16th in rebounding as a freshman.

Year	GP-GS	Min/Avg	FG-FGA	Pct	3FG-3A	Pct	FT-FTA	Pct	OR	DR	Tot	Avg	PF-FO	Ast	TO	Blk	Stl	Pts	Avg	
2023-24	UF	11-10	196/17.8	34-52	.654	4-5	.800	3-10	.300	40	38	78	7.1	30-3	8	7	10	3	75	6.8
TOTAL FOR UF		11-10	196/17.8	34-52	.654	4-5	.800	3-10	.300	40	38	78	7.1	30-3	8	7	10	3	75	6.8
TOTAL		43-42	1006/23.4	136-206	.660	5-17	.294	41-80	.513	149	244	393	9.1	141-9	45	49	85	44	318	7.4

Last 3 Games:

GP-GS	Min	Avg	FG-FGA	Pct	3FG-3A	Pct	FT-FTA	Pct	OR	DR	Tot	Avg	PF	FO	Ast	TO	Blk	Stl	Pts	Avg	
HANDLOGTEN, Micah	3-3	60:54	20.3	10-14	.714	1-2	.500	0-4	.000	10	13	23	7.7	10	2	6	0	4	1	21	7.0



#4 TYRESE SAMUEL

Grad | Forward
Montral, Quebec, Canada
6-10 | 239

- Posted 21 points & 11 rebounds in the 20T win vs. Michigan.
- Stuffed the stat sheet with 20 points, 10 rebounds, 3 assists, 3 steals & 3 blocked shots vs. Pitt, then scored 18 vs. #13 Baylor to earn NIT

- Season Tip-Off All-Tournament Team honors.
- Has four double-doubles: Michigan (21/11), Pitt (20/10), Richmond (18/14) and Virginia (10/11).

Year	GP-GS	Min/Avg	FG-FGA	Pct	3FG-3A	Pct	FT-FTA	Pct	OR	DR	Tot	Avg	PF-FO	Ast	TO	Blk	Stl	Pts	Avg	
2023-24	UF	13-13	357/27.5	73-113	.646	3-11	.273	37-71	.521	44	71	115	8.8	29-0	24	25	13	19	186	14.3
TOTAL FOR UF		13-13	357/27.5	73-113	.646	3-11	.273	37-71	.521	44	71	115	8.8	29-0	24	25	13	19	186	14.3
TOTAL		131-49	2479/18.9	389-733	.531	42-145	.290	181-313	.578	235	391	626	4.8	270-5	79	158	82	86	1001	7.6

Last 3 Games:

GP-GS	Min	Avg	FG-FGA	Pct	3FG-3A	Pct	FT-FTA	Pct	OR	DR	Tot	Avg	PF	FO	Ast	TO	Blk	Stl	Pts	Avg	
SAMUEL, Tyrese	3-3	82:08	27.4	21-29	.724	1-2	.500	4-11	.364	9	22	31	10.3	8	0	7	7	4	4	47	15.7



#5 WILL RICHARD

Junior | Guard
Fairburn, Ga.
6-4 | 206


- Hit 5 of 9 3-point attempts and scored a team-high 17 in the win vs. Grambling State.
- Scored 15 of his 17 points after halftime in the 20T win vs. Michigan,

- shooting 5/7 from the field over those 30 minutes.
- Scored 19 of his 21 vs. Richmond in the second half, including three 3-pointers in 90 seconds for a solo 9-0 run.

Year	GP-GS	Min/Avg	FG-FGA	Pct	3FG-3A	Pct	FT-FTA	Pct	OR	DR	Tot	Avg	PF-FO	Ast	TO	Blk	Stl	Pts	Avg	
2023-24	UF	13-12	387/29.8	50-114	.439	26-67	.388	27-37	.730	21	29	50	3.8	19-0	17	19	6	10	153	11.8
TOTAL FOR UF		45-42	1278/28.4	161-339	.475	77-195	.395	87-107	.813	54	141	195	4.3	85-2	43	43	24	39	486	10.8
TOTAL		78-72	2187/28.0	298-632	.472	124-339	.366	165-204	.809	106	287	393	5.0	147-2	103	89	51	80	885	11.3

Last 3 Games:

GP-GS	Min	Avg	FG-FGA	Pct	3FG-3A	Pct	FT-FTA	Pct	OR	DR	Tot	Avg	PF	FO	Ast	TO	Blk	Stl	Pts	Avg	
RICHARD, Will	3-3	80:26	26.8	19-37	.514	12-26	.462	6-9	.667	2	5	7	2.3	2	0	0	7	1	2	56	18.7



#10 THOMAS HAUGH

Freshman | Forward
New Oxford, Pa.
6-9 | 210

- Scored a career-high 13 in the win vs. Grambling State.
- Grabbed a team-leading 10 rebounds vs. FSU and added 11 rebounds vs. Merrimack.

- A talented rebounder with the size to compete in the post, but versatile enough to bring his size and athleticism to the wing with a quick first step and a high shot release from the perimeter.

Year	GP-GS	Min/Avg	FG-FGA	Pct	3FG-3A	Pct	FT-FTA	Pct	OR	DR	Tot	Avg	PF-FO	Ast	TO	Blk	Stl	Pts	Avg	
2023-24	UF	13-2	212/16.3	25-52	.481	6-17	.353	8-19	.421	20	40	60	4.6	27-1	11	9	9	4	64	4.9
TOTAL		13-2	212/16.3	25-52	.481	6-17	.353	8-19	.421	20	40	60	4.6	27-1	11	9	9	4	64	4.9

Last 3 Games:

GP-GS	Min	Avg	FG-FGA	Pct	3FG-3A	Pct	FT-FTA	Pct	OR	DR	Tot	Avg	PF	FO	Ast	TO	Blk	Stl	Pts	Avg	
HAUGH, Thomas	3-0	40:12	13.4	11-18	.611	2-6	.333	2-3	.667	6	6	12	4.0	2	0	1	3	2	1	26	8.7



#11 DENZEL ABERDEEN

Sophomore | Guard
Orlando, Fla.
6-5 | 190

- Played his best game as a Gator with 11 points on 5-for-8 shooting and 5 assists vs. Grambling State.
- Scored a career-high 12 points vs. Florida A&M.

- Scored 8 points while playing significant minutes vs. #13 Baylor.
- Saw time in 12 games as a freshman while developing behind a pair of fifth-year ball-handlers.

Year	GP-GS	Min/Avg	FG-FGA	Pct	3FG-3A	Pct	FT-FTA	Pct	OR	DR	Tot	Avg	PF-FO	Ast	TO	Blk	Stl	Pts	Avg	
2023-24	UF	11-0	133/12.1	17-43	.395	3-14	.214	5-9	.556	3	10	13	1.2	10-0	14	5	1	4	42	3.8
TOTAL		23-0	174/7.6	24-59	.407	3-19	.158	10-18	.556	4	13	17	0.7	15-0	16	7	1	4	61	2.7

Last 3 Games:

GP-GS	Min	Avg	FG-FGA	Pct	3FG-3A	Pct	FT-FTA	Pct	OR	DR	Tot	Avg	PF	FO	Ast	TO	Blk	Stl	Pts	Avg	
ABERDEEN, Denzel	3-0	51:30	17.2	8-15	.533	1-2	.500	2-2	1.000	0	2	2	0.7	2	0	8	1	1	4	19	6.3




#13 ALEKS SZYMCZYK

Sophomore | Forward
Frankfurt, Germany
6-10 | 250

- Played in 14 games as he focused on development throughout his freshman season.
- Looks to continue developing while competing for minutes in the

- Gators' frontcourt.
- Suffered a foot injury during preseason practice, timeline to return to be determined.

Year	GP-GS	Min/Avg	FG-FGA	Pct	3FG-3A	Pct	FT-FTA	Pct	OR	DR	Tot	Avg	PF-FO	Ast	TO	Blk	Stl	Pts	Avg	
2022-23	UF	14-0	108/7.7	11-28	.393	4-19	.211	4-7	.571	5	13	18	1.3	15-0	3	6	1	7	30	2.1
TOTAL		14-0	108/7.7	11-28	.393	4-19	.211	4-7	.571	5	13	18	1.3	15-0	3	6	1	7	30	2.1



#21 ALEX CONDON

Freshman | Forward/Center
Perth, Australia
6-11 | 230

- Posted 17 points vs. Florida A&M, including 16 in the second half, shooting 6/8 FG, 2/3 3FG and 3/4 FT.
- Recorded his first double-double with 12 points and 16 rebounds vs.

- Merrimack, the most boards by a UF freshman since Al Horford.
- Grew up a dual-sport athlete, also competing in Australian rules football, where he was considered a top prospect.

Year	GP-GS	Min/Avg	FG-FGA	Pct	3FG-3A	Pct	FT-FTA	Pct	OR	DR	Tot	Avg	PF-FO	Ast	TO	Blk	Stl	Pts	Avg	
2023-24	UF	13-0	252/19.4	36-78	.462	4-17	.235	30-46	.652	28	61	89	6.8	33-3	17	23	17	7	106	8.2
TOTAL		13-0	252/19.4	36-78	.462	4-17	.235	30-46	.652	28	61	89	6.8	33-3	17	23	17	7	106	8.2

Last 3 Games:

GP-GS	Min	Avg	FG-FGA	Pct	3FG-3A	Pct	FT-FTA	Pct	OR	DR	Tot	Avg	PF	FO	Ast	TO	Blk	Stl	Pts	Avg	
CONDON, Alex	3-0	71:25	23.8	10-20	.500	0-2	.000	3-4	.750	3	19	22	7.3	9	1	8	6	5	3	23	7.7



#23 JULIAN RISHWAIN

Grad | Guard
Los Angeles, Calif.
6-5 | 200


- Knocked down a 3-pointer in each of his first two games.
- A critical part of San Francisco's NCAA Tournament run in 2021-22, averaging 7.4 points and 6.3 rebounds while shooting .430 from

- 3-point range in 19.1 minutes per game off the bench.
- Coming off a knee injury, timetable for return to be determined.

Year	GP-GS	Min/Avg	FG-FGA	Pct	3FG-3A	Pct	FT-FTA	Pct	OR	DR	Tot	Avg	PF-FO	Ast	TO	Blk	Stl	Pts	Avg	
2023-24	UF	8-0	62/7.7	4-11	.364	4-10	.400	1-2	.500	2	11	13	1.6	8-0	6	0	0	2	13	1.6
TOTAL FOR UF		8-0	62/7.7	4-11	.364	4-10	.400	1-2	.500	2	11	13	1.6	8-0	6	0	0	2	13	1.6
TOTAL		115-14	1937/16.8	208-550	.378	140-392	.357	109-149	.732	49	237	286	2.5	177-3	84	100	9	73	665	5.8

Last 3 Games:

GP-GS	Min	Avg	FG-FGA	Pct	3FG-3A	Pct	FT-FTA	Pct	OR	DR	Tot	Avg	PF	FO	Ast	TO	Blk	Stl	Pts	Avg	
RISHWAIN, Julian	2-0	26:52	13.4	2-5	.400	2-5	.400	1-2	.500	1	5	6	3.0	5	0	4	0	0	0	7	3.5



#30 KAJUS KUBLICKAS

Freshman | Guard
Kaunas, Lithuania
6-2 | 171


- Scored on a pair of free throws in his collegiate debut vs. Loyola Maryland, then added a field goal vs. Florida A&M.
- Dished three assists in the win vs. Grambling State.

- Point guard who brings international experience with the Lithuanian national program.

Year	GP-GS	Min/Avg	FG-FGA	Pct	3FG-3A	Pct	FT-FTA	Pct	OR	DR	Tot	Avg	PF-FO	Ast	TO	Blk	Stl	Pts	Avg	
2023-24	UF	6-0	31/5.1	1-2	.500	0-0	.000	3-4	.750	1	2	3	0.5	2-0	4	1	0	1	5	0.8
TOTAL		6-0	31/5.1	1-2	.500	0-0	.000	3-4	.750	1	2	3	0.5	2-0	4	1	0	1	5	0.8

Last 3 Games:


GP-GS	Min	Avg	FG-FGA	Pct	3FG-3A	Pct	FT-FTA	Pct	OR	DR	Tot	Avg	PF	FO	Ast	TO	Blk	Stl	Pts	Avg	
KUBLICKAS, Kajus	2-0	17:33	8.8	0-1	.000	0-0	.000	0-0	.000	1	1	2	1.0	1	0	3	0	0	0	0	0.0



#12 ALEX KLATSKY

RS-Senior | Guard
Colts Neck, N.J.
6-4 | 206


- Has appeared in 21 games at UF.
- Made his first appearance this season vs. FSU.
- Scored his first points on a corner 3-pointer in the 2022-23 season opener vs. Stony Brook.



#20 JACK MAY

RS-Junior | Guard
Boca Raton, Fla.
6-4 | 195

- Has appeared in 11 games at UF.
- Made his season debut in the win vs. FSU.
- Scored his first career points off an offensive rebound put-back in the 2022-23 season opener vs. Stony Brook.



#22 BENNETT ANDERSEN

Senior | Guard
Tampa, Fla.
6-2 | 190

- Made his collegiate debut vs. Grambling State and scored a layup on a backdoor cut.
- A three-year manager for the Florida men's basketball program who joined the roster as a walk-on in Summer 2023.



#30 COOPER JOSEFSBERG

Freshman | Guard
Miami, Fla.
6-4 | 195

- Made his collegiate debut in the win vs. Grambling State.
- Brings winning experience, helping Riviera Prep to a 3A state championship, the first in school history.

Notes and Charts

INDIVIDUAL HONORS

Riley Kugel

Preseason All-SEC (1st Team Coaches, 2nd Team Media)
Jerry West Award Watch List

Zyon Pullin

NIT Season Tip-Off All-Tournament Team

Will Richard

Orange Bowl Classic MVP

Tyrese Samuel

NIT Season Tip-Off All-Tournament Team
SEC Player of the Week (Nov. 27)

ELITE COMPANY

- Tyrese Samuel became just the third Gator over the last 10 seasons to post three straight double-doubles.

3 Straight Double-Doubles | Gators, Last 10 Years

Tyrese Samuel	12/19/23 vs. Michigan (21p/11r)
	12/22/23 vs. Grambling State (15p/10r)
	12/30/23 vs. Quinnipiac (11p/10r)
Kerry Blackshear Jr.	11/6/19 vs. North Florida (20p/10r)
	11/10/19 vs. Florida State (10p/13r)
	11/14/19 vs. Towson (13p/13r)
Dorian Finney-Smith	1/12/16 at Texas A&M (17p/12r)
	1/16/16 at Ole Miss (17p/10r)
	1/19/16 vs. Mississippi State (20p/13r)

DOUBLE-DOUBLE DUO

- Tyrese Samuel and Micah Handlogten both recorded double-doubles vs. Virginia, becoming the first Florida teammates to do so in more than three years. Below is a look at the five double-double combos UF has had over the last decade.

Multiple Double-Doubles in Same Game | Gators, Last 10 Years

11/10/23 vs. Virginia	Micah Handlogten (14p/14r)
	Tyrese Samuel (10p/11r)
1/18/20 vs. Auburn	Kerry Blackshear Jr. (11p/16r)
	Omar Payne (19p/11r)
1/4/20 vs. Alabama	Kerry Blackshear Jr. (24p/16r)
	Keyontae Johnson (10p/12r)
	Scottie Lewis (15p/10r)
3/18/17 vs. Virginia	Justin Leon (14p/10r)
	Devin Robinson (14p/11r)
12/1/15 vs. Richmond	John Egbunu (17p/14r)
	Devin Robinson (12p/13r)

KUGEL POSTS BIG-TIME LINE

- Coming off a stellar stretch run last season, Riley Kugel has received a plethora of preseason notice, including All-SEC honors and the Jerry West Award Watch List. He was also ranked in Andy Katz's top 10 sophomores nationally.
- Kugel became the first Gator and just the fourth SEC player this century to post 23 points, six steals and a blocked shot in a single game.

23 Points, 6 Steals, 1 Blocked Shot | SEC Players Since 2000

Riley Kugel (UF)	11/6/23 vs. Loyola Md.	23	6	1
Queton Jackson (TAMU)	2/22/22 vs. Georgia	31	6	1
Marcus Thornton (LSU)	2/18/09 vs. Arkansas	28	7	1
Frankie Sullivan (AU)	12/3/08 vs. Xavier	23	6	1

20 Points, 6 Steals | Gators Since 1996 (Donovan Hire)

Riley Kugel	11/6/23 vs. Loyola Md.	23	6
Michael Frazier II	2/3/15 at Vanderbilt	21	6
Nick Calathes	12/3/07 vs. Jacksonville	24	6
Corey Brewer	11/24/06 vs. Western Ky.	22	6

GATORS PUSHING DEFENSES

- Florida has routinely pushed opposing defenses to their limits. During nonconference play, the Gators have scored the most points allowed in nonconference play by five opposing defenses.

Opponent	Points	Notable
Florida State	89	UF led 52-22 at halftime
Pitt	86	Gators posted a 24/8 assist/turnover margin
Baylor	91	Florida scored 50 2nd-half points
Richmond	87	Will Richard scored 19 of his 21 in the 2nd half
Michigan	106	Most points allowed by UM since 3/4/00.
Grambling State	96	UF dished 27 assists, the team's most in 16 years.

CONDON ON THE BOARDS

- Alex Condon recorded his first career double-double with 12 points and 16 rebounds vs. Merrimack. It marked the second-most rebounds by a Florida freshman this century.
- Condon's nine offensive rebounds also matched the most by any Gator this century, joining Dorian Finney-Smith, Will Yeguete and Al Horford in that group.

Freshmen with 15+ Rebounds | Gators Since 2000

Player	Date	Opponent	O	D	TOT
Al Horford	2/5/05	Alabama	9	9	18
Alex Condon	12/5/23	Merrimack	9	7	16
Will Yeguete	11/18/10	North Carolina A&T	9	6	15

SAMUEL STUFFS STAT SHEET

- With his performance vs. Pitt, Tyrese Samuel became the first Gator and the seventh SEC player this century to post 20 points, 10 rebounds, three assists, three steals and three blocked shots in a game.
- His efforts vs. Pitt, paired with an 18-point game vs. Baylor, earned Samuel SEC Player of the Week honors.

20 Pts, 10 Reb, 3 Ast, 3 Stl, 3 Blk | SEC Players Last 10 Years

Player (Team)	Date	Opponent	P	R	A	S	B
Tyrese Samuel (UF)	11/22/23	Pitt	20	10	3	3	3
Michael Carrera (SC)	2/20/16	Florida	20	15	3	3	3
Ben Simmons (LSU)	12/2/15	North Florida	43	14	7	5	3

CRASHING THE GLASS

- Florida posted a three-game run of 20+ offensive rebounds and a +15 or better rebounding margin (UVA, FAMU, FSU).
- The Gators' 24 offensive rebounds vs. Merrimack tied for the team's most in a game this century, matching the team's 24 in the 2007 first-round NCAA Tournament win vs. Jackson State (3/16/07).
- UF's five outings with 20+ offensive boards are the most such performances in an entire season dating back to 1996. UF posted four such games on three different occasions.

STARTING LINEUPS

	1	2	3	4	5
Loyola Maryland	Clayton	Kugel	Richard	Samuel	Handlogten
vs. Virginia	Clayton	Kugel	Richard	Samuel	Handlogten
Florida A&M	Clayton	Kugel	Richard	Samuel	Handlogten
Florida State	Clayton	Kugel	Richard	Samuel	Handlogten
vs. Pitt	Clayton	Kugel	Richard	Samuel	Handlogten
vs. Baylor	Pullin	Clayton	Kugel	Richard	Samuel
at Wake Forest	Pullin	Clayton	Kugel	Haugh	Samuel
Merrimack	Clayton	Kugel	Richard	Haugh	Samuel
vs. Richmond	Clayton	Kugel	Richard	Samuel	Handlogten
vs. East Carolina	Clayton	Kugel	Richard	Samuel	Handlogten
vs. Michigan	Clayton	Kugel	Richard	Samuel	Handlogten
Grambling State	Pullin	Clayton	Richard	Samuel	Handlogten
Quinnipiac	Pullin	Clayton	Richard	Samuel	Handlogten
Kentucky					
at Ole Miss					
Arkansas					
at Tennessee					
at Missouri					
Mississippi State					
Georgia					
at Kentucky					
at Texas A&M					
Auburn					
LSU					
at Georgia					
at Alabama					
Vanderbilt					
Missouri					
at South Carolina					
Alabama					
at Vanderbilt					

STAT LEADERS

	Points	Rebounds	Assists	Steals	Blocks
Loyola Maryland	23-Kugel	8-Clayton/Samuel	5-Clayton	6-Kugel	1-Three tied
vs. Virginia	16-Richard	14-Handlogten	5-Clayton	1-Four tied	2-Handlogten
Florida A&M	20-Richard	8-Samuel	5-Clayton	2-Clayton/Haugh	3-Samuel
Florida State	19-Clayton	10-Haugh	5-Clayton	2-Clayton	2-Condon/Haugh
vs. Pitt	28-Clayton	10-Samuel	8-Pullin	3-Samuel	3-Samuel
vs. Baylor	25-Kugel	9-Kugel	5-Pullin	2-Three tied	2-Clayton/Condon
at Wake Forest	24-Kugel	8-Samuel	5-Pullin	3-Clayton	2-Haugh
Merrimack	26-Clayton	16-Condon	3-Haugh/Pullin	2-Samuel	2-Clayton
vs. Richmond	21-Richard	14-Samuel	6-Clayton	1-Four tied	3-Condon
vs. East Carolina	22-Clayton	10-Condon	7-Pullin	2-Three tied	3-Richard
vs. Michigan	22-Pullin	11-Samuel	5-Pullin	3-Aberdeen	3-Condon/Samuel
Grambling State	17-Richard	10-Samuel	6-Pullin	1-Four tied	1-Four tied
Quinnipiac	22-Richard	10-Samuel	4-Pullin	2-Richard/Samuel	3-Clayton
Kentucky					
at Ole Miss					
Arkansas					
at Tennessee					
at Missouri					
Mississippi State					
Georgia					
at Kentucky					
at Texas A&M					
Auburn					
LSU					
at Georgia					
at Alabama					
Vanderbilt					
Missouri					
at South Carolina					
Alabama					
at Vanderbilt					

MISC. SCORING

UF/Opp.	Off T/O	Paint	2nd Ch.	Fastbreak	Bench	Notables
Loyola Maryland	21/12	54/34	10/9	22/8	27/33	UF started on a 16-0 run...Condon & Handlogten both hit a pair of 3s...8 players made their UF debut.
vs. Virginia	6/11	38/30	19/11	7/6	4/26	Florida rallied from an 11-point deficit to take a second-half lead using a 12-0 run...UF was +17 on the glass.
Florida A&M	22/12	46/34	17/16	18/8	35/30	Condon scored 16 of his 17 in the 2nd half...UF overcame a 1/14 FG start, going 29/49 the rest of the way.
Florida State	12/17	38/40	13/17	12/5	29/24	UF jumped out to a 27-5 lead & led 52-22 at half...UF had 20 offensive boards vs. FSU's 16 defensive rebounds.
vs. Pitt	19/7	44/26	2/17	24/2	28/11	The Gators had a 24/8 assist-turnover ratio...Handlogten left the game (ankle) in the first minute.
vs. Baylor	21/13	38/26	16/14	21/2	14/26	Baylor shot 14/25 from 3 vs. UF's 8/26...UF won the rebounding battle 38-33 despite Handlogten's absence.
at Wake Forest	14/22	28/34	6/9	4/6	8/7	UF built a 9-point 2nd half lead, but Wake posted a 44-24 advantage over the final 14:12 to rally.
Merrimack	18/8	40/30	25/8	14/7	23/6	UF outscored MC 66-36 over the final 28 minutes of the game after falling behind 21-11, including a 20-0 run.
vs. Richmond	7/7	34/18	11/6	8/0	21/8	Richard hit 3 3-pointers in 90 seconds for a solo 9-0 2nd half run...UF outrebounded Richmond 49-30.
vs. East Carolina	11/11	38/32	16/9	20/4	19/10	Clayton scored 20 in the 1st half, including 10 of UF's first 12 points...UF posted a 52-32 edge on the boards.
vs. Michigan	16/6	60/38	18/14	17/9	43/3	Pullin's 3-pointer forced 2OT & UF went on an 11-0 run in 2OT...Most points (106) by UF since Nov. 2017.
Grambling State	7/10	50/32	6/8	13/6	34/19	Richard hit 5 3-pointers & Samuel added a double-double...UF dished 27 assists, its most since 12/5/07.
Quinnipiac	16/14	44/34	15/20	6/19	32/25	UF shot 9/18 from 3 in the 1st half...Richard went 5/9 from 3 for the 2nd straight game.
Kentucky						
at Ole Miss						
Arkansas						
at Tennessee						
at Missouri						
Mississippi State						
Georgia						
at Kentucky						
at Texas A&M						
Auburn						
LSU						
at Georgia						
at Alabama						
Vanderbilt						
Missouri						
at South Carolina						
Alabama						
at Vanderbilt						
Per game	14.6/11.5	42.5/31.4	13.4/12.2	15.3/5.3	24.4/17.5	

Miscellaneous Stats

TIMES LED UF IN SCORING

<i>Includes times co-led</i>	Season	UF Career
Will Richard	5	8
Walter Clayton Jr.	4	4
Riley Kugel	3	10
Zyon Pullin	1	1

TIMES LED UF IN REBOUNDING

<i>Includes times co-led</i>	Season	UF Career
Tyrese Samuel	8	8
Alex Condon	2	2
Walter Clayton Jr.	1	1
Micah Handlogten	1	1
Thomas Haugh	1	1
Riley Kugel	1	1
Will Richard	0	6
Aleks Szymczyk	0	1

TIMES LED UF IN ASSISTS

<i>Includes times co-led</i>	Season	UF Career
Zyon Pullin	8	8
Walter Clayton Jr.	5	5
Thomas Haugh	1	1
Riley Kugel	0	1

DOUBLE-FIGURE SCORING GAMES

	Season	UF Career
Tyrese Samuel	12	12
Walter Clayton Jr.	10	10
Zyon Pullin	10	10
Riley Kugel	7	22
Will Richard	7	24
Alex Condon	5	5
Denzel Aberdeen	2	2
Micah Handlogten	2	2
Thomas Haugh	1	1

20-POINT GAMES

	Season	UF Career
Riley Kugel	3	6
Will Richard	3	4
Walter Clayton Jr.	3	3
Tyrese Samuel	2	2
Zyon Pullin	1	1

30-POINT GAMES

	Season	UF Career
None		

DOUBLE-FIGURE REBOUNDING GAMES

	Season	UF Career
Tyrese Samuel	6	6
Micah Handlogten	2	2
Thomas Haugh	2	2
Alex Condon	2	2

DOUBLE-FIGURE ASSIST GAMES

	Season	UF Career
None		

DOUBLE-DOUBLES

	Season	UF Career
Tyrese Samuel	6	6
Alex Condon	1	1
Micah Handlogten	1	1

DUNKS (TOTAL: 63)

	Season	UF Career
Tyrese Samuel	25	25
Micah Handlogten	11	11
Riley Kugel	6	21
Alex Condon	6	6
Thomas Haugh	6	6
Will Richard	5	16
Denzel Aberdeen	3	3
Walter Clayton Jr.	1	1

OFFENSIVE FOULS DRAWN (TOTAL: 11)

	Season	Career
Walter Clayton Jr.	3	3
Zyon Pullin	3	3
Will Richard	2	11
Thomas Haugh	1	1
Riley Kugel	1	5
Tyrese Samuel	1	1
Aleks Szymczyk	0	1

POINT DISTRIBUTION BY CLASS

Freshmen	175	15.6%
Sophomores	255	22.7%
Juniors	350	31.2%
Seniors	342	30.5%

TECHNICAL FOULS

<i>Including Class B technicals</i>	
Opponents	2
Florida	6

SHOT CLOCK VIOLATIONS

Forced	5
Committed	4

10-SECOND VIOLATIONS

Forced	0
Committed	0

FIRST OFF THE BENCH

<i>Includes all if multiple players enter</i>	Season	Career
Alex Condon	10	10
Zyon Pullin	4	4
Thomas Haugh	3	3
Denzel Aberdeen	2	3
Riley Kugel	1	10
Will Richard	1	3
Micah Handlogten	1	1
Aleks Szymczyk	0	6

SCORED UF'S FIRST POINTS

	Season	Career
Tyrese Samuel	4	4
Riley Kugel	3	7
Will Richard	2	7
Zyon Pullin	2	2
Walter Clayton Jr.	1	1
Micah Handlogten	1	1

3-POINT PLAY OPPORTUNITIES

<i>Ordered by most conversions</i>	Season	Career
Will Richard	5-6	11-12
Tyrese Samuel	3-7	3-7
Thomas Haugh	2-2	2-2
Zyon Pullin	2-2	2-2
Alex Condon	2-3	2-3
Riley Kugel	2-6	5-11
Denzel Aberdeen	1-1	2-4
Walter Clayton Jr.	1-3	1-3
Micah Handlogten	0-2	0-2
Aleks Szymczyk	0-0	0-1
TOTALS	18-32	28-47
	.563	.596

4-POINT PLAY OPPORTUNITIES

<i>Ordered by most conversions</i>	Season	Career
Riley Kugel	0-0	1-1
TOTALS	0-0	1-1

3-POINTER STREAK - TEAM

Florida:	224 (at SC, 1/18/17)
Opponents:	835 (FAMU, 12/4/99)

PLAYERS IN DOUBLE FIGURES

Players	Games
1	0
2	0
3	0
4	10
5	3
6	0

RUNS OF 10-0 OR BETTER

Run	Occurrences
10+	7
11+	7
12+	5
13+	3
14+	2
15+	2
16+	2
17+	1
18+	1
19+	1
20+	1

Largest runs:

20-0, 12/5/23 vs. Merrimack
16-0, 11/6/23 vs. Loyola Maryland

LINEUPS AND RECORD

<i>Listed by position 1-5; Ordered by most wins</i>	
Clayton, Kugel, Richard, Samuel, Handlogten	7-1
Pullin, Clayton, Richard, Samuel, Handlogten	2-0
Clayton, Kugel, Richard, Haugh, Samuel	1-0
Pullin, Clayton, Kugel, Haugh, Samuel	0-1
Pullin, Clayton, Kugel, Richard, Samuel	0-1

Miscellaneous Stats

STREAKS

Streak stats below are consecutive team games; i.e., a player's streak starts over if he misses a game.

GAMES PLAYED

Richard 38, Clayton 13, Condon 13, Haugh 13, Samuel 13, Pullin 10, Handlogten 6, Aberdeen 3, Klatsky 2, Kublickas 2, Rishwain 2, Kugel 1

STARTS

Clayton 13, Samuel 13, Richard 6, Handlogten 5, Pullin 2

GAMES SCORED

Richard 36, Clayton 13, Samuel 13, Condon 11, Pullin 10, Handlogten 5, Aberdeen 3, Haugh 3, Rishwain 2, Kugel 1

GAMES WITH A 3-POINTER

Richard 8, Pullin 3, Rishwain 2, Haugh 1

CONSECUTIVE MADE FREE THROWS

	Active	Season High
Walter Clayton Jr.	6	7
Will Richard	3	11
Denzel Aberdeen	3	3
Zyon Pullin	1	19
Alex Condon	1	5
Kajus Kublickas	1	2
Tyrese Samuel	0	7
Riley Kugel	0	6
Micah Handlogten	0	2
Thomas Haugh	0	2
Julian Rishwain	0	1

MARGIN OF VICTORY

Largest Margin of Victory:	39, 12/22/23 vs. Grambling State
Largest Lead:	43, 12/22/23 vs. Grambling State
Largest Deficit Overcome:	10, 12/5/23 vs. Merrimack

SITUATIONAL RECORDS

	2023-24	Under Golden
Leading at half	9-1	21-4
Trailing at half	1-1	4-14
Tied at half	0-1	1-2
Leading with 5:00 left	9-0	25-1
Trailing with 5:00 left	1-3	1-18
Tied with 5:00 Left	0-0	0-1
In overtime	1-0	1-1
In double overtime	1-0	1-0
When UF has more rebounds	9-2	17-4
When opponent has more/same rebounds	1-1	9-16
When UF forces more turnovers	5-1	13-11
When UF commits more/same turnovers	5-2	13-9
When UF shoots 45% or better from the field	7-0	19-3
When UF shoots less Than 45% from the field	3-3	7-17
When opponent shoots 45% or better from the field	1-2	2-11
When opponent shoots less than 45% from the field	9-1	24-9
When UF shoots same or better than opponent from the field	10-0	25-3
When opponent shoots better than UF from the field	0-3	1-17
When UF shoots 40% or better from 3-point range	1-0	10-2
When UF shoots less than 40% from 3-point range	9-3	16-18
When opponent shoots 40% or better from 3-point range	2-1	4-9
When opponent shoots less than 40% from 3-point range	8-2	22-11
When UF shoots better than opponent from 3-point range	6-0	19-4
When opponent shoots better than UF from 3-point range	4-3	7-16
When UF has more free throw attempts	8-1	15-8
When opponent has more/same free throw attempts	2-2	11-12
When UF shoots 75% or better from the free throw line	2-2	9-7
When UF shoots less than 75% from the free throw line	8-1	17-13
When UF bench outscores opponent's	9-1	19-7
When opponent bench equals/outscores UF's	1-2	7-13
Following a UF win	7-2	13-12
Following a UF loss	2-1	11-8
When 3 or more players score in double figures	10-3	21-11
When 4 or more players score in double figures	10-3	16-6
When 5 or more players score in double figures	2-1	6-1
In white uniforms	7-2	18-9
In blue uniforms	3-1	6-6
In orange uniforms	0-0	0-2
In black uniforms	0-0	2-3
In November	4-3	9-6
In December	6-0	8-3
In January	0-0	5-3
In February	0-0	3-6
In March	0-0	1-2
On Sunday	0-0	1-1
On Monday	1-0	2-1
On Tuesday	3-0	5-1
On Wednesday	1-1	6-8
On Thursday	1-0	1-2
On Friday	2-2	5-2
On Saturday	2-0	6-5

The Last Time...

INDIVIDUAL PERFORMANCES

20 Points: 22, Will Richard, vs. Quinnipiac, 12/30/23
25 Points: 26, Walter Clayton Jr., vs. Merrimack, 12/5/23
30 Points: 30, Colin Castleton, vs. Florida Atlantic, 11/14/22
35 Points: 35, Jalen Hudson, vs. Gonzaga (at Portland), 11/24/17
40 Points: 40, Eugene McDowell, vs. Biscayne, 12/1/82
50 Points: 54, Tony Miller, vs. Chicago State, 2/29/72
20 Points in a Half: 20, Walter Clayton Jr., 1st half vs. East Carolina (at Lakeland), 12/14/23

10 Rebounds: 10, Tyrese Samuel, vs. Quinnipiac, 12/30/23
12 Rebounds: 14, Tyrese Samuel, vs. Richmond (at Sunrise), 12/9/23
15 Rebounds: 16, Alex Condon, vs. Merrimack, 12/5/23
20 Rebounds: 20, Andrew DeClercq, vs. Kentucky, 1/18/94
25 Rebounds: 25, Neal Walk, vs. Georgia, 3/1/69
30 Rebounds: 31, Neal Walk, vs. Alabama, 1/27/68
5 Offensive Rebounds: 5, Micah Handlogten, vs. Quinnipiac, 12/30/23
6 Offensive Rebounds: 6, Tyrese Samuel, vs. Michigan (at Charlotte), 12/19/23
7 Offensive Rebounds: 7, Micah Handlogten, vs. East Carolina (at Lakeland), 12/14/23
8/9 Offensive Rebounds: 9, Alex Condon, vs. Merrimack, 12/5/23
10 Rebounds in a Half: 12, Alex Condon, 2nd half vs. Merrimack, 12/5/23

10 Assists: 10, Tyree Appleby, vs. Ole Miss, 2/5/22
12 Assists: 13, Andrew Nembhard, vs. Long Beach State, 12/28/19
15 Assists: 17, Jason Williams, vs. Duquesne, 12/3/97

Made 8 Field Goals: 8-for-13, Will Richard, vs. Quinnipiac, 12/30/23
Made 10 Field Goals: 10-for-15, Walter Clayton Jr., vs. Merrimack, 12/5/23
Made 12 Field Goals: 12-for-18, Colin Castleton, vs. Kennesaw State, 11/11/22

Attempted 15 Field Goals: 5-for-18, Walter Clayton Jr., vs. Michigan (at Charlotte), 12/19/23
Attempted 20 Field Goals: 10-for-20, Riley Kugel, vs. Baylor (at Brooklyn), 11/24/23
Attempted 25 Field Goals: 11-for-25, Colin Castleton, vs. Florida Atlantic, 11/14/22

Made 5 3-Pointers: 5-for-9, Will Richard, vs. Quinnipiac, 12/30/23
Made 6 3-Pointers: 6-for-8, Walter Clayton Jr., vs. Pitt (at Brooklyn), 11/22/23
Made 7 3-Pointers: 7-for-7, Trey Bonham, vs. Florida A&M, 11/30/22
Made 8 3-Pointers: 8-for-10, KeVaughn Allen, vs. Texas A&M, 1/22/19
Made 9+ 3-Pointers: 11-for-18, Michael Frazier II, at South Carolina, 3/4/14

Back-to-Back Games, 5+ 3FGM: Will Richard, 5-for-9 vs. Grambling State, 12/22/23; 5-for-9 vs. Quinnipiac, 12/30/23
Shot 100% from with 4+ 3FGM: 4-for-4, Will Richard, vs. Stetson, 12/4/22
Shot 100% from 3 with 5+ 3FGM: 7-for-7, Trey Bonham, vs. Florida A&M, 11/30/22

Attempted 10 3-Pointers: 3-for-10, Myreon Jones, at Texas A&M, 1/18/23
Attempted 12 3-Pointers: 3-for-12, Myreon Jones, vs. Alabama, 1/5/22
Attempted 15 3-Pointers: 5-for-15, Noah Locke, vs. South Carolina, 1/5/19

Made 10 Free Throws: 11-for-14, Colin Castleton, at Alabama, 2/8/23
Made 12 Free Throws: 12-for-15, Colin Castleton, at LSU, 1/10/23
Made 15 Free Throws: 15-for-17, Keyontae Johnson, vs. Arkansas, 2/18/20

Attempted 10 Free Throws: 8-for-10, Zyon Pullin, vs. Michigan (at Charlotte), 12/19/23
Attempted 15 Free Throws: 12-for-15, Colin Castleton, at LSU, 1/10/23
Attempted 20 Free Throws: 19-for-22, Joakim Noah, vs. Georgia, 3/1/06

4 Blocked Shots: 4, Jason Jitoboh, at Georgia, 2/28/23
5/6/7 Blocked Shots: 7, Colin Castleton, at Texas A&M, 1/18/23
8 Blocked Shots: 8, Colin Castleton, at South Carolina, 1/15/22

4/5/6 Steals: 6, Riley Kugel, vs. Loyola Maryland, 11/6/23
7 Steals: 7, Dan Werner, vs. Georgia, 2/9/08

4-Point Play: Riley Kugel, vs. UCF (NIT), 3/15/23
2 4-Point Plays: Canyon Barry, vs. Georgia, 1/14/17

Double-Double with Points/Rebounds: Tyrese Samuel, 11 points/10 rebounds, vs. Quinnipiac, 12/30/23
Double-Double with Points/Assists: Tyree Appleby, vs. Ole Miss, 2/5/22, 10p/10a
Triple-Double: Chris Chiozza, vs. Missouri, 2/2/17, 12p/12r/10a
2 Straight Points/Rebounds Double-Doubles: Tyrese Samuel, vs. Grambling State, 12/22/23, 15p/10r; vs. Quinnipiac, 12/30/23, 11p/10r
2 Straight Points/Assists Double-Doubles: Chris Chiozza, vs. Stanford (at Portland), 11/23/17, 14p/11a; vs. Gonzaga (at Portland), 11/24/17, 26p/10a
3 Straight Double-Doubles: Tyrese Samuel, vs. Michigan, 12/19/23, 21p/11r; vs. Grambling State, 12/22/23, 15p/10r; vs. Quinnipiac, 12/30/23, 11p/10r
4 Straight Double-Doubles: David Lee, vs. Vanderbilt, 2/23/05, 13p/14r; at South Carolina, 2/27/05, 13p/14r; at Georgia, 3/2/05, 17p/13r; vs. Kentucky, 3/6/05, 11p/10r
5+ Points, Rebounds, Assists, Steals: Kasey Hill, vs. Ole Miss, 1/3/17, 8p/5r/5a/6s
5+ Points, Rebounds, Assists, Blocked Shots: Colin Castleton, vs. Georgia, 1/7/23, 12p/8r/5a/7b

20 Points & 10 Assists: Chris Chiozza, vs. Gonzaga (at Portland), 11/24/17, 26 points/10 assists
20 Points & 10 Rebounds: Tyrese Samuel, vs. Michigan (at Charlotte), 12/19/23, 21 points/11 rebounds
15 Points & 15 Rebounds: Colin Castleton, at Texas A&M, 2/15/22, 15 points/15 rebounds
20 Points & 15 Rebounds: Kerry Blackshear Jr. vs. Alabama, 1/4/20, 24 points/16 rebounds
25 Points & 10 Rebounds: Colin Castleton, vs. Vanderbilt, 2/11/23, 25 points/11 rebounds
25 Points & 15 Rebounds: Greg Stolt, vs. USF, 12/10/96, 33 points/15 rebounds
30 Points & 10 Rebounds: Colin Castleton, vs. Florida Atlantic, 11/14/22, 30 points/12 rebounds
30 Points & 15 Rebounds: Greg Stolt, vs. USF, 12/10/96, 33 points/15 rebounds
2 Straight with 20 Points & 10 Rebounds: Colin Castleton, at Alabama, 2/8/23, 29p/10r; vs. Vanderbilt, 2/11/23, 25p/11r

MULTI-PLAYER PERFORMANCES

Had 5 Players with 10 Points: vs. Quinnipiac, 12/30/23; Will Richard (22), Zyon Pullin (16), Walter Clayton Jr. (12), Tyrese Samuel (11), Riley Kugel (10)
Had 6 Players with 10 Points: vs. Troy, 11/28/21; Tyree Appleby (12), Myreon Jones (12), Anthony Duruji (11), Phlandrous Fleming Jr. (11), Colin Castleton (10), Brandon McKissic (10)
Had 7 Players with 10 Points: at Auburn, 2/14/17; Canyon Barry (30), KeVaughn Allen (17), Devin Robinson (14), Chris Chiozza (11), Kasey Hill (11), John Egbunu (10), Justin Leon (10)
Had 8 Players with 10 Points: vs. North Carolina A&T, 11/18/10; Kenny Boynton (16), Chandler Parsons (16), Casey Prather (12), Erik Murphy (11), Erving Walker (11), Scottie Wilbekin (11), Patric Young (11), Vernon Macklin (10)

Had 3 Players with 15 Points: vs. Michigan (at Charlotte), 12/19/23; Zyon Pullin (22), Tyrese Samuel (21), Will Richard (17)
Had 4 Players with 15 Points: vs. Texas A&M (SEC Tournament), 3/10/22; Kowacie Reeves (21), Phlandrous Fleming Jr. (17), Niels Lane (16), Colin Castleton (15)
Had 2 Players with 20 Points: vs. Michigan (at Charlotte), 12/19/23; Zyon Pullin (22), Tyrese Samuel (21)
Had 3 Players with 20 Points: vs. Gonzaga (at Portland), 11/24/17; Jalen Hudson (35), Chris Chiozza (26), KeVaughn Allen (23)
Had 2 Players with 25 Points: vs. Texas A&M, 1/22/19; KeVaughn Allen (31), Noah Locke (27)
Had 2 Players with 30 Points: vs. Georgia, 3/3/62; Cliff Luyk (36), Tom Barbee (32)

Had 7 Players Make a 3-Pointer: 7, vs. Stony Brook, 11/7/22
Had 8/9 Players Make a 3-Pointer: 9, vs. North Florida, 11/27/18
Had 2 Players Make 5+ 3-Pointers: vs. Texas A&M, 1/22/19; KeVaughn Allen (8), Noah Locke (7)

Had 2 Players with 10 Rebounds: vs. Richmond (at Sunrise), 12/9/23; Tyrese Samuel (14), Micah Handlogten (10)
Had 3 Players with 10 Rebounds: vs. vs. Alabama, 1/4/20; Kerry Blackshear Jr. (16), Keyontae Johnson (12) Scottie Lewis (10)

Had 2 Players with a Double-Double: vs. Virginia (at Charlotte), 11/10/23; Micah Handlogten (14p/14r), Tyrese Samuel (10p/11r)
Had 3 Players with a Double-Double: vs. Alabama, 1/4/20; Kerry Blackshear Jr. (24p/16r), Scottie Lewis (15p/10r), Keyontae Johnson (10p/12r)

Had 2 Players Foul Out: 2, vs. Florida State, 11/17/23; Alex Condon, Walter Clayton Jr.
Had 3 Players Foul Out: 3, vs. Seton Hall (at Orlando), 11/24/16; Chris Chiozza, Kasey Hill, Devin Robinson

TEAM PERFORMANCES

85 Points: 97, vs. Quinnipiac, 12/30/23
90 Points: 97, vs. Quinnipiac, 12/30/23
95 Points: 97, vs. Quinnipiac, 12/30/23
100 Points: 106, vs. Michigan (at Charlotte), 12/19/23
105 Points: 106, vs. Michigan (at Charlotte), 12/19/23
110 Points: 111, vs. Gonzaga (at Portland), 11/24/17
115 Points: 116, vs. Gardner-Webb, 11/13/17
120 Points: 125, vs. FAMU, 12/10/00
130 Points: 131, vs. New Hampshire, 11/29/99

50 Rebounds: 54, vs. Michigan (at Charlotte), 12/19/23
55 Rebounds: 57, vs. Merrimack, 12/5/23
60 Rebounds: 62, vs. Jackson State (NCAA Tournament), 3/16/07
20 Offensive Rebounds: 21, vs. Michigan (at Charlotte), 12/19/23
25 Offensive Rebounds: 27, vs. Bethune-Cookman, 12/11/99

Made 35 Field Goals: 35-for-68, vs. Quinnipiac, 12/30/23
Made 40 Field Goals: 40-for-86, vs. Michigan (at Charlotte), 12/19/23
Made 45 Field Goals: 46-for-81, vs. New Hampshire, 11/29/99

Attempted 65 Field Goals: 35-for-68, vs. Quinnipiac, 12/30/23
Attempted 70 Field Goals: 40-for-86, vs. Michigan (at Charlotte), 12/19/23
Attempted 75 Field Goals: 40-for-86, vs. Michigan (at Charlotte), 12/19/23
Attempted 80 Field Goals: 40-for-86, vs. Michigan (at Charlotte), 12/19/23

Made 10 3-Pointers: 10-for-26, vs. Quinnipiac, 12/30/23
Made 12 3-Pointers: 13-for-22, vs. Florida A&M, 11/30/22
Made 15 3-Pointers: 18-for-37, vs. Texas A&M, 1/22/19
Made 18 3-Pointers: 18-for-37, vs. Texas A&M, 1/22/19

Attempted 30 3-Pointers: 8-for-35, vs. Mississippi State (SEC Tournament), 3/9/23
Attempted 35 3-Pointers: 8-for-35, vs. Mississippi State (SEC Tournament), 3/9/23

Made 25 Free Throws: 25-for-31, at Florida State, 11/18/22
Made 30 Free Throws: 33-for-41, vs. Oklahoma State, 1/29/22
Made 35 Free Throws: 37-for-42, at Auburn, 2/14/17
Made 40 Free Throws: 40-for-50, vs. Morehead State, 12/22/98

Attempted 35 Free Throws: 22-for-36, vs. Florida State, 11/17/23
Attempted 40 Free Throws: 33-for-41, vs. Oklahoma State, 1/29/22
Attempted 45 Free Throws: 28-for-46, vs. West Virginia (at New York City), 12/4/18
Attempted 50 Free Throws: 40-for-50, vs. Morehead State, 12/22/98

20 Assists: 22, vs. Quinnipiac, 12/30/23
25 Assists: 27, vs. Grambling State, 12/22/23
30 Assists: 32, vs. Northeastern, 12/22/03

10 Steals: 10, vs. Michigan (at Charlotte), 12/19/23
15 Steals: 21, vs. North Florida, 12/8/21
20 Steals: 21, vs. North Florida, 12/8/21
25 Steals: 25, vs. Morehead State, 12/22/98

Forced 20 Turnovers: 20, vs. Mississippi State (SEC Tournament), 3/9/23
Forced 25 Turnovers: 28, vs. North Florida, 12/8/21
Forced 30 Turnovers: 30, vs. Georgia, 2/5/00
Forced 35 Turnovers: 35, vs. Florida A&M, 12/4/99

8 Blocked Shots: 8, vs. Quinnipiac, 12/30/23
9 Blocked Shots: 10, vs. Michigan (at Charlotte), 12/19/23
10 Blocked Shots: 10, vs. Kennesaw State, 11/11/22
11 Blocked Shots: 11, at South Carolina, 1/15/22
12 Blocked Shots: 12, vs. South Carolina, 2/3/21

Overcame a 10-Point Deficit: vs. Merrimack, 12/5/23; Trailed by 10, 21-11, at 9:18 in the 1st half & won, 77-57
Overcame a 20-Point Deficit: vs. Georgia, 2/5/20; Trailed by 22, 52-30, at 16:43 in 2nd half & won, 81-75

Made a Buzzer-Beater: vs. Ohio State (at Fort Myers), 11/24/21, Tyree Appleby 3-pointer at the buzzer to win, 71-68
Made a Game-Winner: at Vanderbilt, 3/1/22, Phlandrous Fleming Jr. 3-pointer with :06.3 left put UF ahead, 80-78; Fts made the final 82-78.
Lost on a Game-Winner: vs. Mississippi State (SEC Tournament), 3/9/23, Tolu Smith layup with :04.1 left to defeat UF, 69-68 (OT)

Head Coach Todd Golden

YEAR-BY-YEAR COACHING RECORD

Year	School	Overall	League	Postseason
2019-20	San Francisco	22-12 .647	9-7 .562	Postseason Canceled
2020-21	San Francisco	11-14 .440	4-9 .308	None
2021-22	San Francisco	24-10 .706	10-6 .625	NCAA 1st Round (0-1)
2022-23	Florida	16-17 .485	9-9 .500	NIT 1st Round (0-1)
2023-24	Florida	10-3 .769	0-0 -	
Florida	2nd Season	26-20 .565	9-9 .500	0-1
Overall	5th Season	83-56 .597	32-31 .508	0-2; 1 NCAA (0-1)

Todd Golden enters his second season as the Florida head coach after leading the Gators to a postseason berth and multiple top-25 wins in 2022-23, becoming the first Florida coach to accomplish both of those benchmarks in his first season.

Golden's inaugural season at Florida was highlighted by a win vs. second-ranked Tennessee, which matched the highest-ranked win both in regular season win and at home win in Florida history. The Gators also topped #20 Missouri, as Golden joined John Lotz and Tommy Bartlett as the only first-year coaches at Florida to record multiple top-25 wins.

Florida topped rival Florida State in Tallahassee, as the Gators staged a 19-point comeback – fourth-largest in program history – to earn the team's first road win in the series since 2012.

Colin Castleton earned first-team All-SEC and All-Defensive Team was named USA Today's SEC Defensive Player of the Year, as he set a Florida record and ranked third in the nation with 3.0 blocked shots per game before suffering a season-ending broken hand on Feb. 15. In addition, Riley Kugel earned SEC All-Freshman honors, as his 12.6 points per game in SEC play marked the most by a Gator freshman in more than a decade (Bradley Beal, 2011-12).

The Gators found an identity on the defensive side of the ball, climbing into the top 10 in KenPom's defensive efficiency ratings during the course of the season prior to Castleton's injury. The Gators' 5.18 blocked shots per game ranked eighth in the nation.

For just the second time, the Gators capped a season under a first-year head coach with a postseason berth, earning a 4-seed in the National Invitation Tournament.

Golden became the 20th head coach of the Florida Gators on March 18, 2022, after guiding the University of San Francisco to 24 wins and its first NCAA Tournament bid since 1998 in the 2021-22 season. Golden led the Dons to a 57-36 record over three seasons as head coach, including 20-win seasons in both 2019-20 and 2021-22.

Golden, 37, is the second-youngest power conference head coach in the nation (Jon Scheyer, Duke).

Prior to being named the Dons' head coach, Golden spent the previous three seasons as San Francisco's associate head coach under Kyle Smith. In Golden's six total seasons at USF, the Dons posted at least 20 wins in all seasons except the COVID-shortened 2020-21 campaign.

Golden led the USF program in the highly-competitive West Coast Conference, which consistently ranks among the nation's toughest mid-major conferences. Over the past three seasons, the WCC has been on average KenPom's strongest-rated conference outside of the traditional power-six leagues and the American Athletic Conference.

During his stint as associate head coach at USF, he served as the Dons' recruiting and defensive coordinator under Smith. San Francisco finished within KenPom's top 100 defensively five times during Golden's stint, highlighted by this season's No. 21 ranking. The Dons complemented their defensive effort with a top-100 offense each of the past four seasons, including a pair of top-50 offenses in 2018-19 and 2021-22.

During Golden's three seasons as head coach at USF, six different players received eight total all-conference accolades. Three players earned All-WCC honors in 2021-22, with Jamaree Bouyea, Yauhen Massalski and Khalil Shabazz all garnering recognition. Shabazz also earned all-conference honors in 2021, with Dzmitry Ryuny receiving an honorable mention nod. In 2020, Charles Mineland earned All-WCC honors with Bouyea and Jimbo Lull named honorable mention.

Prior to joining Smith's staff in 2016, Golden spent two seasons at the Auburn University under head coach Bruce Pearl. Golden joined the Auburn staff as the director of basketball operations for the 2014-15 season and was elevated to an assistant coaching position for the 2015-16 campaign. He worked closely with the Tigers' guards and handled all scheduling responsibilities. Golden also took a lead role in analytical and metrics data.

Golden spent the 2013-14 season as an assistant coach on Kyle Smith's staff at Columbia where he helped the Lions to a 21-13 mark and a spot in the CollegiateInsiders.com Tournament. In his only season at Morningside Heights he worked closely with the Lions' defense that held opponents to a stingy 63.3 points per game, which ranked second-best in the Ivy League and 31st nationally. He also served as director of basketball operations for the 2012-13 season.

Golden played collegiately at Saint Mary's College in Moraga, Calif., where he helped the Gaels to a pair of NCAA Tournament appearances. As a senior point guard, he ranked second in the nation with a 3.68 assists-to-turnovers ratio and led the West Coast Conference with a .574 3-point field goal percentage. The lone captain of Saint Mary's 2007-08 team, Golden finished his career as the Gaels' all-time leader in free-throw percentage (.852) and eighth with 269 career assists.



GOLDEN'S WIN-LOSS BREAKDOWN

	2023-24	Florida	Overall
Overall	10-3	26-20	83-56
Home	6-0	16-6	45-20
Away	0-1	4-8	21-22
Neutral	4-2	6-6	17-14
vs. Conference	0-0	9-9	32-31
vs. Conference Home	0-0	6-3	17-15
vs. Conference Away	0-0	3-6	14-16
vs. Non-Conference (Reg. Season)	10-3	17-9	47-20
vs. Non-Conference Home	6-0	10-2	28-4
vs. Non-Conference Away	0-1	1-2	7-6
vs. Non-Conference Neutral	4-2	6-5	12-10
Postseason Play	0-0	0-2	3-5
Conference Tournament	0-0	0-1	3-3
NCAA Tournament	0-0	0-0	0-1
NIT	0-0	0-1	0-1
vs. AP Top 25	0-1	2-5	3-14
vs. AP Top 15	0-1	1-4	2-12
vs. AP Top 10	0-0	1-3	2-11
vs. AP Top 5	0-0	1-3	2-8
vs. AP No. 1	0-0	0-0	0-4
Overtime	0-0	0-1	2-3
November	4-3	9-6	26-9
December	6-0	8-3	22-9
January	0-0	5-3	17-14
February	0-0	3-6	13-18
March	0-0	1-2	5-6
Sunday	0-0	1-1	3-4
Monday	1-0	2-1	7-4
Tuesday	3-0	5-1	10-4
Wednesday	1-1	6-8	10-10
Thursday	1-0	1-2	18-15
Friday	2-2	5-2	9-4
Saturday	2-0	6-5	26-15
Scoring 49 or fewer	0-0	0-1	0-4
Scoring 50-59	0-0	0-6	0-9
Scoring 60-69	0-0	3-5	14-22
Scoring 70-79	2-2	7-5	27-16
Scoring 80-89	4-0	11-2	25-4
Scoring 90-99	3-1	3-1	9-1
Scoring 100+	1-0	2-0	8-0
Allowing 49 or fewer	0-0	2-0	4-1
Allowing 50-59	2-0	6-1	17-2
Allowing 60-69	3-0	11-6	40-14
Allowing 70-79	4-1	6-4	18-19
Allowing 80-89	0-1	0-6	4-14
Allowing 90-99	0-1	0-3	0-5
Allowing 100+	1-0	1-0	1-1

2023-24 Florida Gators



#0 ZYON PULLIN
G | Gr. | 6-4 | 206 | Pleasant Hill, Calif.



#1 WALTER CLAYTON JR.
G | Jr. | 6-2 | 195 | Lake Wales, Fla.



#2 RILEY KUGEL
G | So. | 6-5 | 207 | Orlando, Fla.




#3 MICAH HANDLOGTEN
C | So. | 7-1 | 235 | Lake Norman, N.C.



#4 TYRESE SAMUEL
F | Gr. | 6-10 | 239 | Montreal, Quebec




#5 WILL RICHARD
G | Jr. | 6-4 | 206 | Fairburn, Ga.




#10 THOMAS HAUGH
F | Fr. | 6-9 | 210 | New Oxford, Pa.




#11 DENZEL ABERDEEN
G | So. | 6-5 | 190 | Orlando, Fla.




#12 ALEX KLATSKY
G | Rsr. | 6-4 | 206 | Colts Neck, N.J.




#13 ALEKS SZYMCHYK
F | So. | 6-10 | 250 | Frankfurt, Germany



#20 JACK MAY
G | RJr | 6-4 | 195 | Boca Raton, Fla.




#21 ALEX CONDON
F/C | Fr. | 6-11 | 230 | Perth, Australia




#22 BENNETT ANDERSEN
G | Sr. | 6-2 | 190 | Tampa, Fla.



#23 JULIAN RISHWAIN
G | Gr. | 6-5 | 200 | Los Angeles, Calif.



#30 KAJUS KUBLICKAS
G | Fr. | 6-2 | 171 | Kaunas, Lithuania



#33 COOPER JOSEFSBERG
G | Fr. | 6-4 | 195 | Miami, Fla.



TODD GOLDEN
Head Coach




CARLIN HARTMAN
Associate Head Coach



KOREY MCCRAY
Associate Head Coach



KEVIN HOVDE
Assistant Coach



JOHN ANDRZEJEK
Assistant Coach



TAUREAN GREEN
Assistant Coach,
Player Development

Roster

NUMERICAL ROSTER

0	Zyon Pullin	G	6-4	206	Gr.	TR	Pleasant Hill, Calif./UC Riverside
1	Walter Clayton Jr.	G	6-2	195	Jr.	TR	Lake Wales, Fla./Iona
2	Riley Kugel	G	6-5	207	So.	1L	Orlando, Fla./Dr. Phillips
3	Micah Handlogten	C	7-1	235	So.	TR	Lake Norman, N.C./Marshall
4	Tyrese Samuel	F	6-10	239	Gr.	TR	Montreal, Quebec/Seton Hall
5	Will Richard	G	6-4	206	Jr.	1L	Fairburn, Ga./Belmont
10	Thomas Haugh	F	6-9	210	Fr.	HS	New Oxford, Pa./Perkiomen School
11	Denzel Aberdeen	G	6-5	190	So.	1L	Orlando, Fla./Dr. Phillips
12	Alex Klatsky	G	6-4	206	R-Sr.	3L	Colts Neck, N.J./Ranney School
13	Aleks Szymczyk	F	6-10	250	So.	1L	Frankfurt, Germany/Gymnasium München-Nord
20	Jack May	G	6-4	195	R-Jr.	3L	Boca Raton, Fla./Saint Andrew's School
21	Alex Condon	F/C	6-11	230	Fr.	HS	Perth, Australia/NBA Global Academy
22	Bennett Andersen	G	6-2	190	Sr.	SQ	Tampa, Fla./Jesuit HS
23	Julian Rishwain	G	6-5	200	Gr.	TR	Los Angeles, Calif./San Francisco
30	Kajus Kublickas	G	6-2	171	Fr.	HS	Kaunas, Lithuania/Zalgiris II
33	Cooper Josefsberg	G	6-3	195	Fr.	HS	Miami, Fla./Riviera Prep

ALPHABETICAL ROSTER

11	Denzel Aberdeen	G	6-5	190	So.	1L	Orlando, Fla./Dr. Phillips
22	Bennett Andersen	G	6-2	190	Sr.	SQ	Tampa, Fla./Jesuit HS
1	Walter Clayton Jr.	G	6-2	195	Jr.	TR	Lake Wales, Fla./Iona
21	Alex Condon	F/C	6-11	230	Fr.	HS	Perth, Australia/NBA Global Academy
3	Micah Handlogten	C	7-1	235	So.	TR	Lake Norman, N.C./Marshall
10	Thomas Haugh	F	6-9	210	Fr.	HS	New Oxford, Pa./Perkiomen School
33	Cooper Josefsberg	G	6-4	195	Fr.	HS	Miami, Fla./Riviera Prep
12	Alex Klatsky	G	6-4	206	R-Sr.	3L	Colts Neck, N.J./Ranney School
30	Kajus Kublickas	G	6-2	171	Fr.	HS	Kaunas, Lithuania/Zalgiris II
2	Riley Kugel	G	6-5	207	So.	1L	Orlando, Fla./Dr. Phillips
20	Jack May	G	6-4	195	R-Jr.	3L	Boca Raton, Fla./Saint Andrew's School
0	Zyon Pullin	G	6-4	206	Gr.	TR	Pleasant Hill, Calif./UC Riverside
5	Will Richard	G	6-4	206	Jr.	1L	Fairburn, Ga./Belmont
4	Tyrese Samuel	F	6-10	239	Gr.	TR	Montreal, Quebec/Seton Hall
13	Aleks Szymczyk	F	6-10	250	So.	1L	Frankfurt, Germany/Gymnasium München-Nord

Head Coach: Todd Golden (Saint Mary's '08)

Associate Head Coaches: Carlin Hartman (Tulane '94), Corey McCray (Mercer '01)

Assistant Coaches: Kevin Hovde (Richmond, '10), John Andrzejek (Columbia, '13)

Assistant Coach, Player Development: Taurean Green (Florida '13)

Director of Basketball Strategy & Analytics: Jonathan Safrir (Vassar College '15)

Strength & Conditioning Coordinator: Victor Lopez (CSU East Bay '17)

Player Development Assistant: Jordan Talley (Southeastern University '15)

Director, Men's Basketball Operations: Mike Robuck (Florida '07)

Video Coordinator: Jordan Jacobson (Michigan '21)

Special Assistant: Ralphie Ferrari (San Francisco '18)

Associate AD, Sports Health: Dave Werner (Eastern Kentucky '91)

Assistant AD, Hawkins Center: Tom Williams (Florida '78)

PRONUNCIATION GUIDE

John Andrzejek	AN-der-zheck
Micah Handlogten	HAND-log-ten
Thomas Haugh	HOWK
Kevin Hovde	HUV-dee
Kajus Kublickas	KYE-us koo-BLISS-cuss
Riley Kugel	KOO-gull
Jonathan Safrir	like "Sapphire"
Aleks Szymczyk	SHIM-chick

2024 SIGNEE

• **Isaiah Brown:** G | 6-5 | 185 | Orlando, Fla. | Orlando Christian Prep

• Golden on Brown: "We are thrilled to welcome Isaiah into our basketball program here at the University of Florida. He's an exceptional young man who possesses many of the qualities we look for when we recruit. First and foremost, he's a winner that has been successful in every setting we've evaluated him in. He is a leader and has an infectious personality that unites his teams. As a player, he's a relentless attacker of the rim in transition and has a knack for making winning plays on both ends. We are really happy to add him to our team."

Media Information

CREDENTIALS: Requests for credentials will be taken online and reviewed by Florida communications.

To access the credential request form, please visit www.sportssystem.com/floridahoops. Once you have submitted your credential request, you will receive an automated email from the Communications Department acknowledging your request was received and is being reviewed. Once a decision is made on your request, you will receive an email with further information.

CREDENTIAL PICK-UP: Media will call is located at Gate 4.

INTERNET CREDENTIALS: Only official websites of each participating institution, along with networks holding contractual broadcast rights to a game and websites affiliated with a national publication or news outlet, will be issued credentials.

PLAYER/STAFF INTERVIEWS: All interview requests for players or coaching staff should be coordinated through Denver Parler at least 24 hours in advance. Interviews will be arranged before or after practice according to class and meeting schedules.

The Communications Office will not give out home or cell phone numbers for any players, and players may not be contacted directly. Members of the media are not permitted in team areas. Team locker room, training room and strength complex are considered private areas. These areas, as well as players' housing (on-campus and off-campus), are off-limits to media representatives.

PRESS CONFERENCES & MEDIA AVAILABILITIES: Media opportunities with head coach Todd Golden and a player will generally occur on the day prior to games in the atrium of the practice facility. Timing of practice/travel schedules and other UF sports may alter that timing.

Postgame, Florida players will be available in the press conference room, followed by head coach Todd Golden. Visiting head coach and player(s) may also be brought to the press room at the visitor's discretion.

PRACTICE COVERAGE: University of Florida men's basketball practices are closed to the media except for designated opportunities as announced by the communications department.

VIDEO: By SEC policy, media outlets are limited to a total of three minutes of video per day on websites or news broadcasts.

MEDIA ROOM: The media work room and press conference room are fully open in the Orange & Blue Rooms. The Orange Room will house the pregame meal and have work space for media members. The Blue Room will host postgame press conferences.

SEATING: Media should work from their assigned seats in the press seating area.

FLORIDA LOCKER ROOM: The Gators locker room is closed to the media with the exception of the SEC and NCAA Tournaments (pending event organizer decisions).

VISITOR LOCKER ROOM: Interview policies and procedures will be determined by visiting Communications Directors and coaches.

RADIO: Ethernet lines are provided for visiting broadcasts.

PHOTOGRAPHERS: Photo shooting locations to be assigned by the Communications Office.

LIVE STATS: Florida will make live stats available to media members via StatBroadcast.

SEATING: Press seating is assigned, and all media members are asked to utilize their assigned seat. Press seating is located approximately 10 rows off the floor in the Gate 4 corner of the arena and west baseline.

PARKING: Parking may be requested when applying for credentials and will be granted if available. Media may also park in the O'Connell Center garage, which is open to the public for free on a first-come, first-served basis.

COMMUNICATIONS SHIPPING ADDRESS

Ben Hill Griffin Stadium
Central Receiving
121 Gale Lemerand Dr.
Gainesville, FL 32611

ELITE 8 TRIPS

Since 2000	
Kansas	11
North Carolina	10
Kentucky	9
Michigan State	9
FLORIDA	8
Duke	8
UConn	7
Arizona	6
Louisville	6
Gonzaga	5
Villanova	5
Michigan	4
Oklahoma	4
Oregon	4
Syracuse	4
UCLA	4
Wisconsin	4
Baylor	3
Kansas State	3
Memphis	3
Ohio State	3
Texas	3
Xavier	3
Arkansas	2
Butler	2
Houston	2
Illinois	2
Marquette	2
Maryland	2
Missouri	2
Notre Dame	2
Oklahoma State	2
Purdue	2
Texas Tech	2
USC	2
Virginia	2
West Virginia	2
Alabama	1
Auburn	1
Davidson	1
Dayton	1
Florida Atlantic	1
Florida State	1
George Mason	1
Georgetown	1
Georgia Tech	1
Indiana	1
Iowa State	1
Kent State	1
Loyola Chicago	1
LSU	1
Miami (Fla.)	1
Oregon State	1
Pittsburgh	1
Saint Joseph's	1
Saint Peter's	1
South Carolina	1
Stanford	1
Temple	1
Tennessee	1
Tulsa	1
VCU	1
Wichita State	1

UNIVERSITY FACTS

Location: Gainesville, Fla.
Founded: 1853
Enrollment: 57,841
Conference: Southeastern (SEC)
Nickname: Gators
UF President: Dr. Ben Sasse
Athletic Director: Scott Stricklin
Mascots: Albert and Alberta
Colors: Orange (PMS 172) and Blue (PMS 287)
Website: FloridaGators.com
Facebook: facebook.com/GatorsMBK
Twitter: @GatorsMBK
Instagram: @gatorsmbk

COACHING STAFF FACTS

Head Coach: Todd Golden (Saint Mary's, '08)
UF Record: 26-20/2nd season
Overall Record: 83-56/5th season
Associate Head Coaches:
Carlin Hartman (Tulane '94),
Korey McCray (Mercer '01)
Assistant Coaches: Kevin Hovde (Richmond '10), John Andrzejek (Columbia '13), Taurean Green (Florida '12)
Dir. of Basketball Strategy & Analytics: Jonathan Safir
Strength & Conditioning Coordinator: Victor Lopez
Player Development Assistant: Jordan Talley
Athletic Trainer: David "Duke" Werner
Director, Men's Basketball Operations: Mike Robuck
Video Coordinator: Jordan Jacobson
Special Assistant: Ralphie Ferrari
Executive Assistant: Tracy Pfaff
Academic Advisor: Tom Williams

PROGRAM FACTS

Arena: Exactech Arena at the Stephen C. O'Connell Center (10,151)
Season: 104th
Overall Record: 1,515-1,168
SEC Record: 679-684
NCAA Tournaments: 21 (1989, '94, '95, '99, 2000, '01, '02, '03, '04, '05, '06, '07, '10, '11, '12, '13, '14, '17, '18, '19, '21)
Final Fours: 5 (1994, 2000, '06, '07, '14)
National Championships: 2 (2006, '07)
NIT Appearances: 11 (1969, '84, '85, '86, '92, '93, '98, 2008, '09, '16, '22, '23)
SEC Tournament Championships: 4 (2005, '06, '07, '14)
SEC Championships: 7 (1989, 2000, '01, '07, '11, '13, '14)
All-Americans: 25
All-SEC: 115
SEC Academic Honor Roll: 143
NBA Draftees: 37
2022-23 Record: 16-17
2022-23 Conference Record: 9-9 (8th)
Lettermen Returning/Lost: 6/9
Starters Returning/Lost: 2/3

COMMUNICATIONS CONTACT

Denver Parler | denverp@gators.ufl.edu
352-692-6195 (o) | 352-318-3493 (c)
Fax: 352-375-4809

#0 Zyon Pullin

GRAD | G | 6-4 | 206 | PLEASANT HILL, CALIF. | UC RIVERSIDE

OVERVIEW

- Scored 1,312 points in 109 games with 77 starts during in his four seasons at UC Riverside, averaging 12.0 points per game over his career, including 18.3 during 2022-23.
- A three-time All-Big West honoree, earning first-team recognition in 2022-23, second-team in 2021-22 and honorable mention in 2020-21.
- A three-year starter whose scoring average increased every season, building from 4.1 points off the bench as a freshman, jumping to 12.1 points as a sophomore, 14.3 as a junior and 18.3 as a senior. He helped UC Riverside to a winning record – overall and conference – all three seasons as a starter.

2023-24 HIGHLIGHTS

- Led the Gators with 22 points and five assists in the double overtime win vs. Michigan. Pullin hit a 3-pointer with 8.9 seconds left in overtime to tie the game and force 2OT.
- Earned All-Tournament Team honors at the NIT Season Tip-Off.
- Made his first start of the season and posted 17 points and five assists with no turnovers vs. #13 Baylor.
- Scored 10 points and posted eight assists vs. one turnover in the win vs. Pitt.
- Made his Florida debut vs. Florida State and made an immediate impact with 15 points, five rebounds and four assists.
- Looks to play a prominent role in the Gators' talented backcourt, providing play-making and scoring from the point guard position.



CAREER STATS

SEASON	TEAM	GP-GS	MIN	AVG	FG-FGA	FG%	3FG-3FGA	3FG%	FT-FTA	FT%	OFF	DEF	TOT	AVG	PF-FO	A	TO	BLK	STL	PTS	AVG
2019-20	UCR	31-0	549	17.7	43-121	.355	14-49	.286	27-41	.659	5	59	64	2.1	39-2	56	44	3	10	127	4.1
2020-21	UCR	22-22	689	31.3	101-211	.479	21-53	.396	44-55	.800	8	99	107	4.9	32-0	99	42	1	16	267	12.1
2021-22	UCR	27-26	934	34.6	129-273	.473	14-45	.311	115-150	.767	10	140	150	5.6	43-1	117	62	0	22	387	14.3
2022-23	UCR	29-29	984	33.9	202-416	.486	26-66	.394	101-131	.771	13	114	127	4.4	62-3	122	71	3	27	531	18.3
2023-24	UF	10-4	291	29.1	41-96	.427	9-21	.429	50-61	.820	7	28	35	3.5	17-1	50	13	0	9	141	14.1
TOTAL FOR UF	10-4	291/29.1	41-96	.427	9-21	.429	50-61	.820	7	28	35	3.5	17-1	50	13	0	9	141	14.1		
TOTAL	119-81	3447/29.0	516-1117	.462	84-234	.359	337-438	.769	43	440	483	4.1	193-7	444	232	7	84	1453	12.2		

GAME-BY-GAME STATS

Opponent	Date	GS	MIN	Total		3-Pointers		Free throws		Rebounds				PF	A	TO	BLK	STL	PTS	AVG
				FG-FGA	PCT	3FG-3FGA	PCT	FT-FTA	PCT	OFF	DEF	TOT	AVG							
Florida St.	11/17/2023		27:54	4-9	.444	1-2	.500	6-9	.667	2	3	5	5.0	0	4	1	0	0	15	15.0
vs Pittsburgh	11/22/2023		28:55	1-5	.200	0-0	.000	8-10	.800	0	2	2	3.5	1	8	1	0	2	10	12.5
vs Baylor	11/24/2023	*	33:09	5-9	.556	0-1	.000	7-8	.875	0	2	2	3.0	3	5	0	0	1	17	14.0
at Wake Forest	11/29/2023	*	33:27	3-13	.231	0-3	.000	6-6	1.000	1	4	5	3.5	5	5	0	0	2	12	13.5
Merrimack	12/05/2023		27:27	3-9	.333	0-1	.000	4-4	1.000	1	3	4	3.6	0	3	5	0	1	10	12.8
vs Richmond	12/09/2023		24:33	5-8	.625	2-2	1.000	2-2	1.000	0	1	1	3.2	3	3	1	0	1	14	13.0
vs East Carolina	12/14/2023		28:36	4-16	.250	0-5	.000	3-4	.750	1	2	3	3.1	1	7	1	0	0	11	12.7
vs Michigan	12/19/2023		38:58	6-13	.462	2-2	1.000	8-10	.800	1	5	6	3.5	3	5	1	0	1	22	13.9
Grambling	12/22/2023	*	24:57	4-5	.800	1-1	1.000	5-6	.833	1	4	5	3.7	0	6	0	0	1	14	13.9
Quinnipiac	12/30/2023	*	22:38	6-9	.667	3-4	.750	1-2	.500	0	2	2	3.5	1	4	3	0	0	16	14.1
Totals		4	290:34	41-96	.427	9-21	.429	50-61	.820	7	28	35	3.5	17	50	13	0	9	141	14.1

Player Averages

Games Played	Minutes/game	Points/game	FG Pct	3FG Pct	FT Pct	Rebounds/game	Assists/game	Turnovers/game	Assist/Turnover ratio	Steals/game	Blocks/game
10	29.1	14.1	42.7	42.9	82.0	3.5	5.0	1.3	3.8	0.9	0.0

MISCELLANEOUS STATS

	23-24	Total
Led UF in Scoring	1	1
Led UF in Rebounds	0	0
Led UF in Assists	8	8
10+ Points	10	10
20+ Points	1	1
10+ Rebounds	0	0
Double-Doubles	0	0
Dunks	0	0
Off. Fouls Drawn	3	3
Three-Point Plays	2-2	2-2

GAME HIGHS

Points	2023-24/UF	22, vs. Michigan (12/19/23)
Career	30, vs. San Diego (12/20/22)	

Rebounds	2023-24/UF	6, vs. Michigan (12/19/23)
Career	12, vs. Cal Baptist (12/12/21)	

Field Goals	2023-24/UF	6, 2x, last vs. Quinnipiac (12/30/23)
Career	12, at Idaho (12/11/22)	

Field Goal Attempts	2023-24/UF	16, vs. East Carolina (12/14/23)
Career	23, at Idaho (12/11/22)	

3-Point Field Goals	2023-24/UF	3, vs. Quinnipiac (12/30/23)
Career	5, vs. Santa Barbara (12/20/22)	

3-Point FG Attempts	2023-24/UF	5, vs. East Carolina (12/14/23)
Career	6, 3x, last at Cal Poly (3/4/23)	

Free Throws	2023-24/UF	8, 2x, last vs. Michigan (12/19/23)
Career	15, vs. UC Santa Barbara (2/26/22)	

Free Throw Attempts	2023-24/UF	10, 2x, last vs. Michigan (12/19/23)
Career	16, vs. UC Santa Barbara (2/26/22)	

Assists	2023-24/UF	8, vs. Pitt (11/22/23)
Career	9, 2x, last at CS-Northridge (2/20/23)	

Steals	2023-24/UF	2, 2x, last at WFU (11/29/23)
Career	3, 6x, last at Hawaii (2/23/23)	

Blocked Shots	2023-24/UF	---
Career	2, at Loyola Marymount	

Minutes Played	2023-24/UF	39, vs. Michigan (12/19/23)
Career	45, at Long Beach State (3/5/22)	

#1 Walter Clayton Jr.

JUNIOR | G | 6-2 | 195 | LAKE WALES, FLA. | IONA

OVERVIEW

- Earned Metro Atlantic Athletic Conference Player of the Year and unanimous first-team All-MAAC honors as a sophomore in 2022-23.
- Averaged 16.8 points, 4.3 rebounds, 3.2 assists and 2.3 3-pointers per game with a .431 3-point field goal percentage in 2022-23.
- Totaled 771 points, 207 rebounds, 154 assists, 83 steals and 30 blocked shots in 64 games with 35 starts over two seasons at Iona.
- In two seasons at Iona, posted two double-doubles, 37 double-figure scoring games and 13 games with 20+ points, including a career-high 30 points at Niagara (2/12/23).

2023-24 HIGHLIGHTS

- Scored 20 in the first half in his hometown game vs. ECU at Lakeland, finishing with a team-leading 22 points.
- Led the Gators with 19 points in the rivalry rout of Florida State, adding five assists and two steals.
- Had an 18-point outing in the win vs. FAMU, adding five assists, three rebounds and two steals vs. one turnover.
- Played an all-around game with nine points, eight rebounds, five assists, three steals and a blocked shot in his Florida debut.
- Returns to his home state to be part of the Gators' talented backcourt with the ability to play on or off the ball.



CAREER STATS

SEASON	TEAM	GP-GS	MIN/AVG	Field Goals			3-Point		F-Throws		Rebounds				Scoring					
				FG-FGA	FG%	3FG-3FGA	3FG%	FT-FTA	FT%	OFF	DEF	TOT	AVG	PF-FO	A	TO	BLK	STL	PTS	AVG
2021-22	Iona	32-4	514/16.1	72-166	.434	30-84	.357	59-75	.787	15	56	71	2.2	65-1	51	34	11	24	233	7.3
2022-23	Iona	32-31	969/30.3	182-400	.455	72-167	.431	102-107	.953	18	118	136	4.3	77-1	103	57	19	59	538	16.8
2023-24	UF	13-13	380/29.3	69-151	.457	26-74	.351	33-44	.750	10	40	50	3.8	29-1	43	36	12	18	197	15.2
TOTAL FOR UF	13-13	380/29.3	69-151	.457	26-74	.351	33-44	.750	10	40	50	3.8	29-1	43	36	12	18	197	15.2	
TOTAL	77-48	1863/24.2	323-717	.450	128-325	.394	194-226	.858	43	214	257	3.3	171-3	197	127	42	101	968	12.6	

GAME-BY-GAME STATS

Opponent	Date	GS	MIN	Total		3-Pointers		Free throws		Rebounds				PF	A	TO	BLK	STL	PTS	AVG
				FG-FGA	PCT	3FG-3FGA	PCT	FT-FTA	PCT	OFF	DEF	TOT	AVG							
Loyola Maryland	11/06/2023	*	32:55	4-9	.444	1-2	.500	0-3	.000	2	6	8	8.0	3	5	2	1	3	9	9.0
vs Virginia	11/10/2023	*	34:32	3-11	.273	1-6	.167	5-6	.833	0	4	4	6.0	1	5	5	1	0	12	10.5
Florida A&M	11/14/2023	*	29:28	5-10	.500	1-4	.250	7-8	.875	1	2	3	5.0	1	5	1	0	2	18	13.0
Florida St.	11/17/2023	*	28:04	8-15	.533	3-8	.375	0-0	.000	0	0	0	3.8	5	5	3	0	2	19	14.5
vs Pittsburgh	11/22/2023	*	31:12	11-17	.647	6-8	.750	0-0	.000	0	5	5	4.0	2	2	2	1	2	28	17.2
vs Baylor	11/24/2023	*	29:31	3-12	.250	1-8	.125	4-6	.667	3	3	6	4.3	2	4	4	2	2	11	16.2
at Wake Forest	11/29/2023	*	27:20	3-11	.273	1-6	.167	5-6	.833	0	3	3	4.1	3	2	2	0	3	12	15.6
Merrimack	12/05/2023	*	31:01	10-15	.667	4-7	.571	2-2	1.000	0	3	3	4.0	3	2	4	2	1	26	16.9
vs Richmond	12/09/2023	*	26:05	2-7	.286	1-4	.250	3-4	.750	0	2	2	3.8	2	6	2	2	0	8	15.9
vs East Carolina	12/14/2023	*	34:57	9-16	.563	3-7	.429	1-2	.500	1	3	4	3.8	2	0	5	0	2	22	16.5
vs Michigan	12/19/2023	*	31:05	5-18	.278	2-8	.250	0-0	.000	3	5	8	4.2	3	2	3	0	1	12	16.1
Grambling	12/22/2023	*	23:30	3-6	.500	2-5	.400	0-0	.000	0	3	3	4.1	2	2	3	0	0	8	15.4
Quinnipiac	12/30/2023	*	20:40	3-4	.750	0-1	.000	6-7	.857	0	1	1	3.8	0	3	0	3	0	12	15.2
Totals			13	380:20	.457	26-74	.351	33-44	.750	10	40	50	3.8	29	43	36	12	18	197	15.2

Player Averages

Games Played	Minutes/game	Points/game	FG Pct	3FG Pct	FT Pct	Rebounds/game	Assists/game	Turnovers/game	Assist/Turnover ratio	Steals/game	Blocks/game
13	29.3	15.2	45.7	35.1	75.0	3.8	3.3	2.8	1.2	1.4	0.9

MISCELLANEOUS STATS

	23-24	Total
Led UF in Scoring	4	4
Led UF in Rebounds	1	1
Led UF in Assists	5	5
10+ Points	9	9
20+ Points	3	3
10+ Rebounds	0	0
Double-Doubles	0	0
Dunks	1	1
Off. Fouls Drawn	3	3
Three-Point Plays	1-3	1-3

GAME HIGHS

Points	
2023-24/UF	28, vs. Pitt (11/22/23)
Career	30, at Niagara (2/12/23)
Rebounds	
2023-24/UF	8, 2x, last vs. Michigan (12/19/23)
Career	12, vs. Saint Louis (12/6/22)
Field Goals	
2023-24/UF	11, vs. Pitt (11/22/23)
Career	12, at Niagara (2/12/23)
Field Goal Attempts	
2023-24/UF	18, vs. Michigan (12/19/23)
Career	23, at Niagara (2/12/23)
3-Point Field Goals	
2023-24/UF	6, vs. Pitt (11/22/23)
Career	6, 3x, last vs. Pitt (11/22/23)
3-Point FG Attempts	
2023-24/UF	8, 4x, last vs. Michigan (12/19/23)
Career	10, 2x, last vs. Manhattan (2/17/23)
Free Throws	
2023-24/UF	7, vs. FAMU (11/14/23)
Career	9, at Mount St. Mary's (2/24/23)
Free Throw Attempts	
2023-24/UF	8, vs. FAMU (11/14/23)
Career	9, 2x, last vs. Siena (2/26/23)
Assists	
2023-24/UF	6, vs. Richmond (12/9/23)
Career	9, vs. Marist (3/2/23)
Steals	
2023-24/UF	3, 2x, last at WFU (11/29/23)
Career	7, vs. Siena (2/26/23)
Blocked Shots	
2023-24/UF/Car.	3, vs. Quinnipiac (12/30/23)
Minutes Played	
2023-24/UF	35, 2x, last vs. ECU (12/14/23)
Career	40, at Manhattan (1/20/23)

#2 Riley Kugel

SOPHOMORE | G | 6-5 | 207 | ORLANDO, FLA. | DR. PHILLIPS HS

OVERVIEW

- A skilled scorer from multiple levels with great athleticism and advanced ball-handling skills.
- Rated No. 48 in the 247Sports national rankings with a four-star designation and a second-team FABC All-State honoree in 2022.
- Helped bring Dr. Phillips its first state championship in school history, scoring 13 points in the 2021 7A title game.
- Earned SEC All-Freshman honors, averaging 12.6 points per game in SEC play, the most by a Florida freshman since Bradley Beal's 14.4 per game in 2011-12.
- His 10-game streak in double figures to close the season marked the longest by a UF freshman since Bradley Beal (10, 2011-12). Kugel averaged 17.3 points per game over that stretch.

2022-24 HIGHLIGHTS

- Posted a career-high 25 points and nine rebounds vs. #13 Baylor, shooting 4-for-6 from 3-point range.
- Added 24 points at Wake Forest, going 9-for-14 from the floor and 4-for-6 from 3, also claiming the SportsCenter #1 play with his breakaway poster slam dunk.
- Started the season with a bang vs. Loyola Maryland, becoming the first Gator this century to tally 23 points, six steals and a blocked shot in a game.
- Preseason All-SEC and Jerry West Award Watch List honoree.



CAREER STATS

SEASON TEAM	GP-GS	MIN/AVG	FG-FGA	FG%	3FG-3FGA	3FG%	FT-FTA	FT%	OFF	DEF	TOT	AVG	PF-FO	A	TO	BLK	STL	PTS	AVG
2022-23 UF	32-17	736/23.0	114-250	.456	35-93	.376	55-83	.663	23	68	91	2.8	43-0	33	48	6	27	318	9.9
2023-24 UF	12-11	342/28.5	51-137	.372	14-56	.250	22-32	.688	14	36	50	4.2	21-0	24	34	4	16	138	11.5
TOTAL	44-28	1078/24.5	165-387	.426	49-149	.329	77-115	.670	37	104	141	3.2	64-0	57	82	10	43	456	10.4

GAME-BY-GAME STATS

Opponent	Date	GS	MIN	Total		3-Pointers		Free throws		Rebounds				PF	A	TO	BLK	STL	PTS	AVG	
				FG-FGA	PCT	3FG-3FGA	PCT	FT-FTA	PCT	OFF	DEF	TOT	AVG								
Loyola Maryland	11/06/2023	*	33:47	10-15	.667	0-3	.000	3-4	.750	0	3	3	3.0	1	4	2	1	6	23	23.0	
vs Virginia	11/10/2023	*	34:27	6-18	.333	1-6	.167	1-3	.333	1	3	4	3.5	0	1	4	0	1	14	18.5	
Florida A&M	11/14/2023	*	20:23	1-7	.143	1-3	.333	2-2	1.000	1	1	2	3.0	3	0	3	0	1	5	14.0	
Florida St.	11/17/2023	*	30:04	2-9	.222	2-5	.400	4-5	.800	1	4	5	3.5	2	2	3	0	0	10	13.0	
vs Pittsburgh	11/22/2023	*	29:39	2-9	.222	1-6	.167	0-0	.000	1	1	2	3.2	3	6	2	0	2	5	11.4	
vs Baylor	11/24/2023	*	33:21	10-20	.500	4-6	.667	1-1	1.000	5	4	9	4.2	2	3	3	1	1	25	13.7	
at Wake Forest	11/29/2023	*	35:41	9-14	.643	4-6	.667	2-3	.667	1	4	5	4.3	2	0	4	0	1	24	15.1	
Merrimack	12/05/2023	*	20:32	2-5	.400	1-3	.333	0-1	.000	0	4	4	4.3	2	0	2	0	1	5	13.9	
vs Richmond	12/09/2023	*	30:07	4-16	.250	0-7	.000	3-3	1.000	1	2	3	4.1	2	2	4	0	1	11	13.6	
vs East Carolina	12/14/2023	*	22:53	1-6	.167	0-3	.000	0-2	.000	0	6	6	4.3	2	2	3	0	0	2	12.4	
vs Michigan	12/19/2023	*	30:37	2-10	.200	0-5	.000	0-0	.000	1	2	3	4.2	2	3	3	2	2	4	11.6	
Quinnipiac	12/30/2023		20:46	2-8	.250	0-3	.000	6-8	.750	2	2	4	4.2	0	1	1	0	0	10	11.5	
Totals			11	342:17	51-137	.372	14-56	.250	22-32	.688	14	36	50	4.2	21	24	34	4	16	138	11.5

Player Averages

Games Played	Minutes/game	Points/game	FG Pct	3FG Pct	FT Pct	Rebounds/game	Assists/game	Turnovers/game	Assist/Turnover ratio	Steals/game	Blocks/game
12	28.5	11.5	37.2	25.0	68.8	4.2	2.0	2.8	0.7	1.3	0.3

MISCELLANEOUS STATS

	22-23	23-24	Total
Led UF in Scoring	7	3	10
Led UF in Rebounds	0	1	1
Led UF in Assists	1	0	1
10+ Points	15	7	22
20+ Points	3	3	6
10+ Rebounds	0	0	0
Double-Doubles	0	0	0
Dunks	15	6	21
Off. Fouls Drawn	4	1	5
Three-Point Plays	3-5	2-6	5-11
Four-Point Plays	1-1	0-0	1-1

GAME HIGHS

Points	
2023-24/Career	25, vs. Baylor (11/24/23)
Rebounds	
2023-24/Career	9, vs. Baylor (11/24/23)
Field Goals	
2023-24/Career	10, 2x, last vs. Baylor (11/24/23)
Field Goal Attempts	
2023-24/Career	20, vs. Baylor (11/24/23)
3-Point Field Goals	
2023-24	4, 2x, last at WFU (11/29/23)
Career	4, 4x, last at WFU (11/29/23)
3-Point FG Attempts	
2023-24	7, vs. Richmond (12/9/23)
Career	8, vs. Miss. St. (3/9/23)
Free Throws	
2023-24	6, vs. Quinnipiac (12/30/23)
Career	6, 3x, last vs. Quinnipiac (12/30/23)
Free Throw Attempts	
2023-24	8, vs. Quinnipiac (12/30/23)
Career	9, vs. UConn (12/7/22)
Assists	
2023-24	6, vs. Pitt (11/22/23)
Career	6, 2x, last vs. Pitt (11/22/23)
Steals	
2023-24/Career	6, vs. Loyola Maryland (11/6/23)
Blocked Shots	
2023-24/Career	2, vs. Michigan (12/19/23)
Minutes Played	
2023-24	36, at Wake Forest (11/29/23)
Career	40-, vs. Miss. St. (3/9/23)

#3 Micah Handlogten

SOPHOMORE | C | 7-1 | 235 | LAKE NORMAN, N.C. | MARSHALL

OVERVIEW

- Named the 2023 Sun Belt Conference Freshman of the Year while at Marshall, averaging 7.6 points, 9.8 rebounds, 2.3 blocked shots, 1.3 steals and 1.2 assists while shooting .662 from the field.
- An elite shot-blocker and rebounder, finishing 11th in the nation in blocked shots per game and 16th in rebounding.

2023-24 HIGHLIGHTS

- Suffered an ankle injury in the first minute of the Pitt game (11/22) and missed games vs. Baylor (11/24) and Wake Forest (11/29) before returning for limited minutes vs. Merrimack and rejoining the starting lineup and grabbing 10 rebounds against Richmond.
- Earned his first double-double as a Gator with 14 points and 14 rebounds vs. Virginia.
- Totaled 16 points and six rebounds in his Florida debut, knocking down a pair of 3-pointers.



CAREER STATS

SEASON	TEAM	GP-GS	MIN/AVG	Field Goals		3-Point		F-Throws		Rebounds				Scoring						
				FG-FGA	FG%	3FG-3FGA	3FG%	FT-FTA	FT%	OFF	DEF	TOT	AVG	PF-FO	A	TO	BLK	STL	PTS	AVG
2022-23	Marsh	32-32	810/25.3	102-154	.662	1-12	.083	38-70	.543	109	206	315	9.8	111-6	37	42	75	41	243	7.6
2023-24	UF	11-10	196/17.8	34-52	.654	4-5	.800	3-10	.300	40	38	78	7.1	30-3	8	7	10	3	75	6.8
TOTAL FOR UF		11-10	196/17.8	34-52	.654	4-5	.800	3-10	.300	40	38	78	7.1	30-3	8	7	10	3	75	6.8
TOTAL		43-42	1006/23.4	136-206	.660	5-17	.294	41-80	.513	149	244	393	9.1	141-9	45	49	85	44	318	7.4

GAME-BY-GAME STATS

Opponent	Date	GS	MIN	Total		3-Pointers		Free throws		Rebounds				PF	A	TO	BLK	STL	PTS	AVG	
				FG-FGA	PCT	3FG-3FGA	PCT	FT-FTA	PCT	OFF	DEF	TOT	AVG								
Loyola Maryland	11/06/2023	*	21:05	7-8	.875	2-2	1.000	0-1	.000	3	3	6	6.0	2	0	1	1	1	16	16.0	
vs Virginia	11/10/2023	*	26:23	7-10	.700	0-0	.000	0-0	.000	8	6	14	10.0	5	2	1	2	1	14	15.0	
Florida A&M	11/14/2023	*	19:28	1-3	.333	0-0	.000	0-0	.000	3	4	7	9.0	2	0	1	1	0	2	10.7	
Florida St.	11/17/2023	*	17:35	4-6	.667	0-0	.000	0-0	.000	5	2	7	8.5	4	0	1	0	0	8	10.0	
vs Pittsburgh	11/22/2023	*	00:49	0-1	.000	0-0	.000	0-0	.000	0	0	0	6.8	1	0	0	0	0	8.0		
Merrimack	12/05/2023		04:11	0-0	.000	0-0	.000	0-0	.000	0	2	2	6.0	1	0	0	0	0	6.7		
vs Richmond	12/09/2023	*	18:52	2-4	.500	1-1	1.000	3-5	.600	4	6	10	6.6	2	0	1	0	0	8	6.9	
vs East Carolina	12/14/2023	*	26:47	3-6	.500	0-0	.000	0-0	.000	7	2	9	6.9	3	0	2	2	0	6	6.8	
vs Michigan	12/19/2023	*	24:03	4-5	.800	1-1	1.000	0-0	.000	3	6	9	7.1	5	1	0	1	0	9	7.0	
Grambling	12/22/2023	*	21:45	4-4	1.000	0-0	.000	0-0	.000	2	4	6	7.0	0	2	0	1	1	8	7.1	
Quinnipiac	12/30/2023	*	15:06	2-5	.400	0-1	.000	0-4	.000	5	3	8	7.1	5	3	0	2	0	4	6.8	
Totals			10	196:04	34-52	.654	4-5	.800	3-10	.300	40	38	78	7.1	30	8	7	10	3	75	6.8

Player Averages

Games Played	Minutes/game	Points/game	FG Pct	3FG Pct	FT Pct	Rebounds/game	Assists/game	Turnovers/game	Assist/Turnover ratio	Steals/game	Blocks/game
11	17.8	6.8	65.4	80.0	30.0	7.1	0.7	0.6	1.1	0.3	0.9

MISCELLANEOUS STATS

	23-24	Total
Led UF in Scoring	0	0
Led UF in Rebounds	1	1
Led UF in Assists	0	0
10+ Points	2	2
20+ Points	0	0
10+ Rebounds	2	2
Double-Doubles	1	1
Dunks	11	11
Off. Fouls Drawn	0	0
Three-Point Plays	0-2	0-2

GAME HIGHS

- Points**
 2023-24/UF 16, vs. Loyola Maryland (11/6/23)
 Career 20, vs. Coastal Carolina (1/7/23)
- Rebounds**
 2023-24/UF 14, vs. Virginia (11/10/23)
 Career 19, vs. Coastal Carolina (1/7/23)
- Field Goals**
 2023-24/UF 7, 2x, last vs. Virginia (11/10/23)
 Career 8, vs. Southern Miss (1/12/23)
- Field Goal Attempts**
 2023-24/UF 10, vs. Virginia (11/10/23)
 Career 13, vs. Coastal Carolina (1/7/23)
- 3-Point Field Goals**
 2023-24/UF/Car. 2, vs. Loyola Maryland (11/6/23)
- 3-Point FG Attempts**
 2023-24/UF 2, vs. Loyola Maryland (11/6/23)
 Career 3, vs. Coastal Carolina (1/7/23)
- Free Throws**
 2023-24/UF 3, vs. Richmond (12/9/23)
 Career 5, vs. Georgia Southern (2/16/23)
- Free Throw Attempts**
 2023-24/UF 5, vs. Richmond (12/9/23)
 Career 9, vs. Coastal Carolina (1/7/23)
- Assists**
 2023-24/UF 3, vs. Quinnipiac (12/30/23)
 Career 4, 3x, last vs. Troy (2/18/23)
- Steals**
 2023-24/UF 1, 3x, last vs. Grambling (12/22/23)
 Career 5, vs. UL-Monroe (1/26/23)
- Blocked Shots**
 2023-24/UF 2, 3x, last vs. Quinnipiac (12/30/23)
 Career 6, vs. Akron (11/30/22)
- Minutes Played**
 2023-24/UF 27, vs. East Carolina (12/14/23)
 Career 43, vs. UL-Monroe (1/26/23)

#4 Tyrese Samuel

GRAD | F | 6-10 | 239 | MONTREAL, QUEBEC, CANADA | SETON HALL

OVERVIEW

- Graduate transfer who has totaled 815 points and 511 rebounds in 118 career appearances with 36 starts over his four seasons at Seton Hall.
- Started all 33 games as a senior in 2022-23, averaging 11.0 points and 5.9 rebounds per game, shooting .550 from the field.
- Three-time Big East All-Academic Team honoree who graduates this spring.
- Has eight career double-double, tallying 34 double-figure scoring games and 10 double-figure rebounding performances.
- Twice recorded four blocked shots, including in a win vs. #7 Texas (12/9/21).

2023-24 HIGHLIGHTS

- Had a monster 21-point, 11-rebound performance in the double overtime win vs. Michigan.
- Named to the All-Tournament Team at the NIT Season Tip-Off, also garnering SEC Player of the Week honors for his performance in the event.
- Posted 20 points, 10 rebounds, three assists, three steals and three blocked shots vs. Pitt, the first Gator this century to accomplish that stat line and the first SEC player since 2016 to do so (Michael Carrera, South Carolina).
- Scored 15 points and grabbed seven rebounds in just 19 minutes in the win vs. Florida State.
- Recorded his first double-double as a Gator with 10 points and 11 rebounds vs. Virginia.



CAREER STATS

SEASON	TEAM	GP-GS	MIN/AVG	Field Goals			3-Point		F-Throws		Rebounds				Scoring					
				FG-FGA	FG%	3FG-3FGA	3FG%	FT-FTA	FT%	OFF	DEF	TOT	AVG	PF-FO	A	TO	BLK	STL	PTS	AVG
2019-20	SHU	29-1	323/11.1	33-88	.375	16-49	.327	11-25	.440	26	51	77	2.7	36-0	11	20	9	4	93	3.2
2020-21	SHU	27-0	467/17.3	62-111	.559	13-40	.325	8-26	.308	32	56	88	3.3	65-2	15	22	9	10	145	5.4
2021-22	SHU	29-2	543/18.7	83-170	.488	6-30	.200	41-61	.672	60	91	151	5.2	53-0	5	40	25	16	213	7.3
2022-23	SHU	33-33	789/23.9	138-251	.550	4-15	.267	84-130	.646	73	122	195	5.9	87-3	24	51	26	37	364	11.0
2023-24	UF	13-13	357/27.5	73-113	.646	3-11	.273	37-71	.521	44	71	115	8.8	29-0	24	25	13	19	186	14.3
TOTAL FOR UF	13-13	357/27.5	73-113	.646	3-11	.273	37-71	.521	44	71	115	8.8	29-0	24	25	13	19	186	14.3	
TOTAL	131-49	2479/18.9	389-733	.531	42-145	.290	181-313	.578	235	391	626	4.8	270-5	79	158	82	86	1001	7.6	

GAME-BY-GAME STATS

Opponent	Date	GS	MIN	Total		3-Pointers		Free throws		Rebounds				PF	A	TO	BLK	STL	PTS	AVG	
				FG-FGA	PCT	3FG-3FGA	PCT	FT-FTA	PCT	OFF	DEF	TOT	AVG								
Loyola Maryland	11/06/2023	*	25:31	5-9	.556	0-1	.000	5-10	.500	3	5	8	8.0	1	3	1	0	0	15	15.0	
vs Virginia	11/10/2023	*	31:52	5-9	.556	0-2	.000	0-0	.000	2	9	11	9.5	3	3	4	1	1	10	12.5	
Florida A&M	11/14/2023	*	20:56	3-7	.429	0-0	.000	3-7	.429	4	4	8	9.0	1	1	1	3	1	9	11.3	
Florida St.	11/17/2023	*	18:55	5-7	.714	0-0	.000	5-9	.556	4	3	7	8.5	4	2	4	0	1	15	12.3	
vs Pittsburgh	11/22/2023	*	30:31	9-11	.818	0-2	.000	2-6	.333	3	7	10	8.8	1	3	0	3	3	20	13.8	
vs Baylor	11/24/2023	*	29:18	7-8	.875	0-0	.000	4-6	.667	4	2	6	8.3	3	0	1	0	2	18	14.5	
at Wake Forest	11/29/2023	*	32:33	5-9	.556	1-1	1.000	1-2	.500	3	5	8	8.3	4	1	3	1	2	12	14.1	
Merrimack	12/05/2023	*	24:46	4-11	.364	0-0	.000	3-4	.750	2	1	3	7.6	1	2	0	0	2	11	13.8	
vs Richmond	12/09/2023	*	30:36	6-10	.600	1-3	.333	5-7	.714	5	9	14	8.3	2	1	1	0	1	18	14.2	
vs East Carolina	12/14/2023	*	29:52	3-3	1.000	0-0	.000	5-9	.556	5	4	9	8.4	1	1	3	1	2	11	13.9	
vs Michigan	12/19/2023	*	34:50	9-12	.750	0-1	.000	3-8	.375	6	5	11	8.6	3	3	3	3	1	21	14.5	
Grambling	12/22/2023	*	23:29	7-9	.778	1-1	1.000	0-0	.000	1	9	10	8.8	2	1	2	0	1	15	14.6	
Quinnipiac	12/30/2023	*	23:49	5-8	.625	0-0	.000	1-3	.333	2	8	10	8.8	3	3	2	1	2	11	14.3	
Totals			13	356:59	73-113	.646	3-11	.273	37-71	.521	44	71	115	8.8	29	24	25	13	19	186	14.3

Player Averages

Games Played	Minutes/game	Points/game	FG Pct	3FG Pct	FT Pct	Rebounds/game	Assists/game	Turnovers/game	Assist/Turnover ratio	Steals/game	Blocks/game
13	27.5	14.3	64.6	27.3	52.1	8.8	1.8	1.9	1.0	1.5	1.0

MISCELLANEOUS STATS

	23-24	Total
Led UF in Scoring	0	0
Led UF in Rebounds	8	8
Led UF in Assists	0	0
10+ Points	12	12
20+ Points	2	2
10+ Rebounds	6	6
Double-Doubles	6	6
Dunks	25	25
Off. Fouls Drawn	1	1
Three-Point Plays	3-7	3-7

GAME HIGHS

Points	
2023-24/UF	21, vs. Michigan (12/19/23)
Career	24, vs. Nyack (12/4/21)
Rebounds	
2023-24/UF	14, vs. Richmond (12/9/23)
Career	2x, last vs. Richmond (12/9/23)
Field Goals	
2023-24/UF	9, 2x, last vs. Michigan (12/19/23)
Career	9, 3x, last vs. Michigan (12/19/23)
Field Goal Attempts	
2023-24/UF	12, 2x, last vs. Michigan (12/19/23)
Career	14, vs. Nyack (12/4/21)
3-Point Field Goals	
2023-24/UF	1, 3x, last vs. Grambling (12/22/23)
Career	2, 8x, last vs. Memphis (11/24/22)
3-Point FG Attempts	
2023-24/UF	3, vs. Richmond (12/9/23)
Career	4, 3x, last vs. Iona (11/30/20)
Free Throws	
2023-24/UF	5, 4x, last vs. ECU (12/14/23)
Career	6, 4x, last vs. DePaul (3/8/23)
Free Throw Attempts	
2023-24/UF	10, vs. Loyola Maryland (11/6/23)
Career	11, vs. DePaul (3/8/23)
Assists	
2023-24/UF	3, 5x, last vs. Quinnipiac (12/30/23)
Career	3, 8x, last vs. Quinnipiac (12/30/23)
Steals	
2023-24/UF	3, vs. Pitt (11/22/23)
Career	3, 4x, last vs. Pitt (11/22/23)
Blocked Shots	
2023-24/UF	3, 3x, last vs. Michigan (12/19/23)
Career	4, 2x, last vs. Texas (12/9/21)
Minutes Played	
2023-24/UF	35, vs. Michigan (12/19/23)
Career	37, vs. DePaul (3/8/23)

#5 Will Richard

JUNIOR | G | 6-4 | 206 | FAIRBURN, GA. | BELMONT

OVERVIEW

- Has scored 732 points in two collegiate seasons (11.3 ppg), becoming a regular starter for the Gators in 2022-23 as a sophomore after transferring in from Belmont.
- Posted a career-high 24 points with a 5-for-8 performance from 3-point range in the Gators' Feb. 2023 win at Georgia.
- Averaged 12.1 points and 6.0 rebounds per game as a freshman at Belmont in 2021-22, helping the Bruins to a 25-8 overall record (15-3 Ohio Valley) and an NIT bid while being named to the Ohio Valley Conference's 2021-22 All-Newcomer team.
- Selected as a participant in Damian Lillard's Formula Zero camp in Summer 2022.

2023-24 HIGHLIGHTS

- Posted 15 of his 17 points after halftime in the double overtime win vs. Michigan, shooting 5-for-7 from the field over the final 30 minutes.
- Earned Orange Bowl Classic MVP honors after scoring 19 of his 21 points in the second half, including a barrage of three 3-pointers in 90 seconds to go on a solo 9-0 run.
- Scored a team-high 16 points vs. Virginia, shooting 4-for-7 from 3-point range.
- Led the team with 20 points in the win vs. Florida A&M, marking his second 20-point game as a Gator.



CAREER STATS

SEASON	TEAM	GP-GS	MIN/AVG	Field Goals			3-Point		F-Throws		Rebounds				Scoring					
				FG-FGA	FG%	3FG-3FGA	3FG%	FT-FTA	FT%	OFF	DEF	TOT	AVG	PF-FO	A	TO	BLK	STL	PTS	AVG
2021-22	BEL	33-30	909/27.6	137-293	.468	47-144	.326	78-97	.804	52	146	198	6.0	62-0	60	46	27	41	399	12.1
2022-23	UF	32-30	891/27.8	111-225	.493	51-128	.398	60-70	.857	33	112	145	4.5	66-2	26	24	18	29	333	10.4
2023-24	UF	13-12	387/29.8	50-114	.439	26-67	.388	27-37	.730	21	29	50	3.8	19-0	17	19	6	10	153	11.8
TOTAL FOR UF	45-42	1278/28.4	161-339	.475	77-195	.395	87-107	.813	54	141	195	4.3	85-2	43	43	24	39	486	10.8	
TOTAL	78-72	2187/28.0	298-632	.472	124-339	.366	165-204	.809	106	287	393	5.0	147-2	103	89	51	80	885	11.3	

GAME-BY-GAME STATS

Opponent	Date	GS	MIN	Total		3-Pointers		Free throws		Rebounds				PF	A	TO	BLK	STL	PTS	AVG	
				FG-FGA	PCT	3FG-3FGA	PCT	FT-FTA	PCT	OFF	DEF	TOT	AVG								
Loyola Maryland	11/06/2023	*	29:58	1-4	.250	0-3	.000	1-2	.500	0	1	1	1.0	1	2	1	0	0	3	3.0	
vs Virginia	11/10/2023	*	31:11	4-10	.400	4-7	.571	4-4	1.000	1	0	1	1.0	2	1	1	0	1	16	9.5	
Florida A&M	11/14/2023	*	32:35	6-12	.500	2-5	.400	6-7	.857	6	0	6	2.7	2	1	3	1	0	20	13.0	
Florida St.	11/17/2023	*	34:38	2-3	.667	0-1	.000	4-6	.667	1	2	3	2.8	0	2	2	0	0	8	11.8	
vs Pittsburgh	11/22/2023	*	28:06	1-6	.167	0-4	.000	3-3	1.000	0	4	4	3.0	4	2	1	0	1	5	10.4	
vs Baylor	11/24/2023	*	28:02	2-8	.250	1-5	.200	1-2	.500	1	1	2	2.8	4	3	0	0	2	6	9.7	
at Wake Forest	11/29/2023	*	18:33	1-1	1.000	1-1	1.000	0-0	.000	0	2	2	2.7	0	0	1	1	1	3	8.7	
Merrimack	12/05/2023	*	33:11	2-11	.182	1-4	.250	0-2	.000	5	4	9	3.5	1	2	1	0	1	5	8.3	
vs Richmond	12/09/2023	*	36:42	8-12	.667	3-7	.429	2-2	1.000	1	6	7	3.9	2	1	2	0	0	21	9.7	
vs East Carolina	12/14/2023	*	33:34	4-10	.400	2-4	.500	0-0	.000	4	4	8	4.3	1	3	0	3	2	10	9.7	
vs Michigan	12/19/2023	*	39:18	6-13	.462	2-8	.250	3-6	.500	1	3	4	4.3	1	0	4	0	0	17	10.4	
Grambling	12/22/2023	*	21:24	5-11	.455	5-9	.556	2-2	1.000	0	0	0	3.9	1	0	3	1	0	17	10.9	
Quinnipiac	12/30/2023	*	19:44	8-13	.615	5-9	.556	1-1	1.000	1	2	3	3.8	0	0	0	0	2	22	11.8	
Totals			12	386:56	50-114	.439	26-67	.388	27-37	.730	21	29	50	3.8	19	17	19	6	10	153	11.8

Player Averages

Games Played	Minutes/game	Points/game	FG Pct	3FG Pct	FT Pct	Rebounds/game	Assists/game	Turnovers/game	Assist/Turnover ratio	Steals/game	Blocks/game
13	29.8	11.8	43.9	38.8	73.0	3.8	1.3	1.5	0.9	0.8	0.5

MISCELLANEOUS STATS

	22-23	23-24	Total
Led UF in Scoring	3	5	8
Led UF in Rebounds	5	0	5
Led UF in Assists	0	0	0
10+ Points	18	7	25
20+ Points	1	3	4
10+ Rebounds	0	0	0
Dunks	10	5	15
Off. Fouls Drawn	9	2	11
Three-Point Plays	6-6	5-6	11-12

GAME HIGHS

Points	
2023-24	22, vs. Quinnipiac (12/30/23)
UF/Career	24, at Georgia (2/28/23)

Rebounds	
2023-24	9, vs. Merrimack (12/5/23)
UF	9, 2x, last vs. Merrimack (12/5/23)
Career	14, at Tennessee Tech (2/5/22)

Field Goals	
2023-24	8, 2x, last vs. Quinnipiac (12/30/23)
UF	8, 3x, last vs. Quinnipiac (12/30/23)
Career	8, 5x, last vs. Quinnipiac (12/30/23)

Field Goal Attempts	
2023-24/UF	13, 2x, last vs. Quinnipiac (12/30/23)
Career	14, at Kennesaw State (11/19/21)

3-Point Field Goals	
2023-24	5, 2x, last vs. Quinnipiac (12/30/23)
UF/Career	5, 3x, last vs. Quinnipiac (12/30/23)

3-Point FG Attempts	
2023-24/UF/Car.	9, 2x, last vs. Quinnipiac (12/30/23)

Free Throws	
2023-24	6, vs. FAMU (11/14/23)
UF	6, 2x, last vs. FAMU (11/14/23)
Career	9, at Samford (12/5/21)

Free Throw Attempts	
2023-24/UF	7, vs. FAMU (11/14/23)
Career	10, at Samford (12/5/21)

Assists	
2023-24/UF	3, vs. East Carolina (12/14/23)
Career	7, vs. Bethel (12/18/21)

Steals	
2023-24	2, 3x, last vs. Quinnipiac (12/30/23)
UF	3, 2x, last at LSU (1/10/23)
Career	3, 7x, last at LSU (1/10/23)

Blocked Shots	
2023-24	3, vs. East Carolina (12/14/23)
UF	3, 2x, last vs. ECU (12/14/23)
Career	3, 4x, last vs. ECU (12/14/23)

Minutes Played	
2023-24/UF/Car.	39, vs. Michigan (12/19/23)

#10 Thomas Haugh


FRESHMAN | F | 6-9 | 210 | NEW OXFORD, PA. | PERKIOMEN SCHOOL

OVERVIEW

- Brings great size and athleticism to the wing with a quick first step and a high shot release from the perimeter.
- Hybrid skilled forward that can dribble, pass, and shoot.
- Can defend multiple positions and has a great basketball IQ.
- Calls Florida his "dream school."

2023-24 HIGHLIGHTS

- Scored a career-best 13 points in the win vs. Grambling State, hitting 6 of 8 from the field.
- Hit a big 3-pointer at the halftime buzzer vs. Pitt, finishing with seven points and five rebounds while playing increased minutes with Micah Handlogten sidelined early.
- Grabbed a team-leading 10 rebounds in the win vs. Florida State.
- Went for six points and three rebounds in his collegiate debut.



CAREER STATS

SEASON	TEAM	GP-GS	MIN/AVG	Field Goals		3-Point		F-Throws		Rebounds				Scoring						
				FG-FGA	FG%	3FG-3FGA	3FG%	FT-FTA	FT%	OFF	DEF	TOT	AVG	PF-FO	A	TO	BLK	STL	PTS	AVG
2023-24	UF	13-2	212/16.3	25-52	.481	6-17	.353	8-19	.421	20	40	60	4.6	27-1	11	9	9	4	64	4.9
TOTAL		13-2	212/16.3	25-52	.481	6-17	.353	8-19	.421	20	40	60	4.6	27-1	11	9	9	4	64	4.9

GAME-BY-GAME STATS

Opponent	Date	GS	MIN	Total		3-Pointers		Free throws		Rebounds				PF	A	TO	BLK	STL	PTS	AVG
				FG-FGA	PCT	3FG-3FGA	PCT	FT-FTA	PCT	OFF	DEF	TOT	AVG							
Loyola Maryland	11/06/2023		16:04	2-4	.500	0-0	.000	2-4	.500	1	2	3	3.0	4	0	0	0	0	6	6.0
vs Virginia	11/10/2023		11:07	0-1	.000	0-0	.000	1-2	.500	2	2	4	3.5	4	1	0	0	0	1	3.5
Florida A&M	11/14/2023		21:45	2-4	.500	0-1	.000	0-2	.000	2	2	4	3.7	1	1	0	1	2	4	3.7
Florida St.	11/17/2023		26:18	2-5	.400	1-2	.500	0-1	.000	2	8	10	5.3	4	2	1	2	0	5	4.0
vs Pittsburgh	11/22/2023		21:59	3-8	.375	1-3	.333	0-0	.000	1	4	5	5.2	5	1	1	1	0	7	4.6
vs Baylor	11/24/2023		12:25	0-0	.000	0-0	.000	2-2	1.000	1	1	2	4.7	2	0	1	1	0	2	4.2
at Wake Forest	11/29/2023	*	22:05	1-2	.500	1-2	.500	0-0	.000	1	5	6	4.9	3	1	2	2	0	3	4.0
Merrimack	12/05/2023	*	27:13	3-8	.375	0-1	.000	1-5	.200	4	7	11	5.6	1	3	1	0	1	7	4.4
vs Richmond	12/09/2023		09:24	1-2	.500	1-2	.500	0-0	.000	0	3	3	5.3	0	1	0	0	0	3	4.2
vs East Carolina	12/14/2023		03:29	0-0	.000	0-0	.000	0-0	.000	0	0	0	4.8	1	0	0	0	0	0	3.8
vs Michigan	12/19/2023		08:36	2-4	.500	1-2	.500	0-0	.000	2	1	3	4.6	2	0	1	1	1	5	3.9
Grambling	12/22/2023		13:06	6-8	.750	0-0	.000	1-1	1.000	1	1	2	4.4	0	0	0	0	0	13	4.7
Quinnipiac	12/30/2023		18:30	3-6	.500	1-4	.250	1-2	.500	3	4	7	4.6	0	1	2	1	0	8	4.9
Totals		2	212:01	25-52	.481	6-17	.353	8-19	.421	20	40	60	4.6	27	11	9	9	4	64	4.9

Player Averages

Games Played	Minutes/game	Points/game	FG Pct	3FG Pct	FT Pct	Rebounds/game	Assists/game	Turnovers/game	Assist/Turnover ratio	Steals/game	Blocks/game
13	16.3	4.9	48.1	35.3	42.1	4.6	0.8	0.7	1.2	0.3	0.7

MISCELLANEOUS STATS

	23-24	Total
Led UF in Scoring	0	0
Led UF in Rebounds	1	1
Led UF in Assists	1	1
10+ Points	1	1
20+ Points	0	0
10+ Rebounds	2	2
Double-Doubles	0	0
Dunks	6	6
Off. Fouls Drawn	1	1
Three-Point Plays	2-2	2-2

GAME HIGHS

Points

2023-24/Career 13, vs. Grambling (12/22/23)

Rebounds

2023-24/Career 11, vs. Merrimack (12/5/23)

Field Goals

2023-24/Career 6, vs. Grambling (12/22/23)

Field Goal Attempts

2023-24/Career 8, 3x, last vs. Grambling (12/22/23)

3-Point Field Goals

2023-24/Career 1, 6x, last vs. Quinnipiac (12/30/23)

3-Point FG Attempts

2023-24/Career 4, vs. Quinnipiac (12/30/23)

Free Throws

2023-24/Career 2, 2x, last vs. Baylor (11/24/23)

Free Throw Attempts

2023-24/Career 5, vs. Merrimack (12/5/23)

Assists

2023-24/Career 3, vs. Merrimack (12/5/23)

Steals

2023-24/Career 2, vs. FAMU (11/14/23)

Blocked Shots

2023-24/Career 2, 2x, last at WFU (11/29/23)

Minutes Played

2023-24/Career 27, vs. Merrimack (12/5/23)

#11 Denzel Aberdeen

SOPHOMORE | G | 6-5 | 190 | ORLANDO, FLA. | DR. PHILLIPS HS

OVERVIEW

- Saw time in 12 games as a freshman while developing behind a pair of fifth-year ball-handlers.
- High-IQ, versatile combo guard who wants the ball in big moments.
- Rated a four-star prospect by ESPN and Rivals.
- Twice named Florida Association of Basketball Coaches (FABC) all-state, earning first team in 2021 and second team in 2022.
- Scored 27 points in the 2021 7A state championship game, leading Dr. Phillips to its first state championship in program history.

2023-24 HIGHLIGHTS

- Provided crucial second-half minutes vs. Pitt when the Gators' depth was being tested.
- Scored eight points and hit a pair of 3-pointers vs. #13 Baylor.
- Played 16 minutes in the season opener, chipping in three points, two rebounds and two assists.



CAREER STATS

SEASON	TEAM	GP-GS	MIN/AVG	Field Goals		3-Point		F-Throws		Rebounds				Scoring						
				FG-FGA	FG%	3FG-3FGA	3FG%	FT-FTA	FT%	OFF	DEF	TOT	AVG	PF	FO	A	TO	BLK	STL	PTS
2022-23	UF	12-0	41/3.4	7-16	.438	0-5	.000	5-9	.556	1	3	4	0.3	5-0	2	2	0	0	19	1.6
2023-24	UF	11-0	133/12.1	17-43	.395	3-14	.214	5-9	.556	3	10	13	1.2	10-0	14	5	1	4	42	3.8
TOTAL		23-0	174/7.6	24-59	.407	3-19	.158	10-18	.556	4	13	17	0.7	15-0	16	7	1	4	61	2.7

GAME-BY-GAME STATS

Opponent	Date	GS	MIN	Total		3-Pointers		Free throws		Rebounds				PF	A	TO	BLK	STL	PTS	AVG
				FG-FGA	PCT	3FG-3FGA	PCT	FT-FTA	PCT	OFF	DEF	TOT	AVG							
Loyola Maryland	11/06/2023		16:27	1-3	.333	0-0	.000	1-2	.500	1	1	2	2.0	1	2	0	0	0	3	3.0
vs Virginia	11/10/2023		09:58	0-1	.000	0-1	.000	0-0	.000	0	1	1	1.5	1	1	0	0	0	1.5	
Florida A&M	11/14/2023		18:46	5-10	.500	0-3	.000	2-5	.400	1	3	4	2.3	1	0	1	0	12	5.0	
Florida St.	11/17/2023		01:47	0-0	.000	0-0	.000	0-0	.000	0	0	0	1.8	0	0	0	0	0	3.8	
vs Pittsburgh	11/22/2023		04:34	0-1	.000	0-1	.000	0-0	.000	0	1	1	1.6	0	1	0	0	0	3.0	
vs Baylor	11/24/2023		19:20	3-9	.333	2-4	.500	0-0	.000	1	2	3	1.8	3	1	2	0	8	3.8	
at Wake Forest	11/29/2023		09:10	0-4	.000	0-3	.000	0-0	.000	0	0	0	1.6	1	1	1	0	0	3.3	
Merrimack	12/05/2023		01:41	0-0	.000	0-0	.000	0-0	.000	0	0	0	1.4	1	0	0	0	0	2.9	
vs Michigan	12/19/2023		10:06	0-2	.000	0-1	.000	2-2	1.000	0	0	0	1.2	2	0	0	3	2	2.8	
Grambling	12/22/2023		24:14	5-8	.625	1-1	1.000	0-0	.000	0	1	1	1.2	0	5	1	1	11	3.6	
Quinnipiac	12/30/2023		17:10	3-5	.600	0-0	.000	0-0	.000	0	1	1	1.2	0	3	0	0	6	3.8	
Totals		0	133:12	17-43	.395	3-14	.214	5-9	.556	3	10	13	1.2	10	14	5	1	4	42	3.8

Player Averages

Games Played	Minutes/game	Points/game	FG Pct	3FG Pct	FT Pct	Rebounds/game	Assists/game	Turnovers/game	Assist/Turnover ratio	Steals/game	Blocks/game
11	12.1	3.8	39.5	21.4	55.6	1.2	1.3	0.5	2.8	0.4	0.1

MISCELLANEOUS STATS

	22-23	23-24	Total
Led UF in Scoring	0	0	0
Led UF in Rebounds	0	0	0
Led UF in Assists	0	0	0
10+ Points	0	2	2
10+ Rebounds	0	0	0
Double-Doubles	0	0	0
Dunks	0	3	3
Off. Fouls Drawn	0	0	0
Three-Point Plays	1-3	1-1	2-4

GAME HIGHS

Points

2023-24/Career 12, vs. FAMU (11/14/23)

Rebounds

2023-24/Career 4, vs. FAMU (11/14/23)

Field Goals

2023-24/Career 5, 2x, last vs. Grambling (12/22/23)

Field Goal Attempts

2023-24/Career 10, vs. FAMU (11/14/23)

3-Point Field Goals

2023-24/Career 2, vs. Baylor (11/24/23)

3-Point FG Attempts

2023-24/Career 4, vs. Baylor (11/24/23)

Free Throws

2023-24 2, 2x, last vs. Michigan (12/19/23)

Career 2, 5x, last vs. Michigan (12/19/23)

Free Throw Attempts

2023-24/Career 5, vs. FAMU (11/14/23)

Assists

2023-24/Career 5, vs. Grambling (12/22/23)

Steals

2023-24/Career 3, vs. Michigan (12/19/23)

Blocked Shots

2023-24/Career 1, vs. Grambling (12/22/23)

Minutes Played

2023-24/Career 24, vs. Grambling (12/22/23)

#13 Aleks Szymczyk


So. | F | 6-10 | 250 | FRANKFURT, GERMANY | GYMNASIUM MÜNCHEN-NORD

OVERVIEW

- Played in 14 games as he focused on development throughout his freshman season, stepping in for more minutes following Colin Castleton's injury.
- Big man with a solid frame to compete in the paint and a stroke that allows him to step outside.
- Brings size, physicality and basketball acumen.
- From Frankfurt, Germany, and graduated from Gymnasium München-Nord while competing with the International Basketball Academy Munich (IBAM).

2023-24 HIGHLIGHTS

- Looks to continue developing while competing for minutes in the Gators' frontcourt.
- Suffered a foot injury during preseason practice. Timetable to return is to be determined.



CAREER STATS

SEASON	TEAM	GP-GS	MIN/AVG	Field Goals		3-Point		F-Throws		Rebounds				Scoring						
				FG-FGA	FG%	3FG-3FGA	3FG%	FT-FTA	FT%	OFF	DEF	TOT	AVG	PF	FO	A	TO	BLK	STL	PTS
2022-23	UF	14-0	108/7.7	11-28	.393	4-19	.211	4-7	.571	5	13	18	1.3	15-0	3	6	1	7	30	2.1
TOTAL		14-0	108/7.7	11-28	.393	4-19	.211	4-7	.571	5	13	18	1.3	15-0	3	6	1	7	30	2.1

GAME-BY-GAME STATS

MISCELLANEOUS STATS

	22-23	23-24	Total
Led UF in Scoring	0	0	0
Led UF in Rebounds	1	0	1
Led UF in Assists	0	0	0
10+ Points	0	0	0
10+ Rebounds	0	0	0
Double-Doubles	0	0	0
Dunks	0	0	0
Off. Fouls Drawn	1	0	1
Three-Point Plays	0-1	0-0	0-1

GAME HIGHS

Points

2023-24	---
Career	8, at Arkansas (2/18/23)

Rebounds

2023-24	---
Career	6, at Arkansas (2/18/23)

Field Goals

2023-24	---
Career	3, at Arkansas (2/18/23)

Field Goal Attempts

2023-24	---
Career	7, at Arkansas (2/18/23)

3-Point Field Goals

2023-24	---
Career	2, at Arkansas (2/18/23)

3-Point FG Attempts

2023-24	---
Career	5, at Arkansas (2/18/23)

Free Throws

2023-24	---
Career	2, 2x, last at Vanderbilt (2/25/23)

Free Throw Attempts

2023-24	---
Career	4, at Vanderbilt (2/25/23)

Assists

2023-24	---
Career	2, vs. Kentucky (2/22/23)

Steals

2023-24	---
Career	4, at Arkansas (2/18/23)

Blocked Shots

2023-24	---
Career	1, at Arkansas (2/18/23)

Minutes Played

2023-24	---
Career	20, at Arkansas (2/18/23)

#21 Alex Condon

FR. | F/C | 6-11 | 230 | PERTH, AUSTRALIA | NBA GLOBAL ACADEMY

OVERVIEW

- Grew up a dual-sport athlete, also competing in Australian rules football, where he was considered a top prospect.
- Competed for the Centre of Excellence program in Australia, which houses the NBA Global Academy.
- Came through the same program as many other prominent Australian basketball players like Andrew Bogut, Joe Ingles, Patty Mills, Matthew Dellavodova, Dante Exum, Luc Longley and Josh Giddey.

2023-24 HIGHLIGHTS

- Scored 14 points off the bench and played heavy minutes in critical situations late during the double overtime win vs. Michigan.
- Earned his first career double-double with 12 points and 16 rebounds vs. Merrimack. It marked the most rebounds by a UF freshman since Al Horford (18 vs. Alabama, 2004-05), and his nine offensive boards matched the most by any Gator this century.
- Had a big day off the bench vs. Pitt with 11 points and six rebounds while playing a career-high 24 minutes.
- Scored 16 of his 17 points in the second half vs. FAMU.
- Posted 13 points in 17 minutes in his collegiate debut, knocking down the first two 3-point attempts of his career.



CAREER STATS

SEASON	TEAM	GP-GS	MIN/AVG	Field Goals		3-Point		F-Throws		Rebounds				Scoring						
				FG-FGA	FG%	3FG-3FGA	3FG%	FT-FTA	FT%	OFF	DEF	TOT	AVG	PF-FO	A	TO	BLK	STL	PTS	AVG
2023-24	UF	13-0	252/19.4	36-78	.462	4-17	.235	30-46	.652	28	61	89	6.8	33-3	17	23	17	7	106	8.2
TOTAL		13-0	252/19.4	36-78	.462	4-17	.235	30-46	.652	28	61	89	6.8	33-3	17	23	17	7	106	8.2

GAME-BY-GAME STATS

Opponent	Date	GS	MIN	Total		3-Pointers		Free throws		Rebounds				PF	A	TO	BLK	STL	PTS	AVG
				FG-FGA	PCT	3FG-3FGA	PCT	FT-FTA	PCT	OFF	DEF	TOT	AVG							
Loyola Maryland	11/06/2023		17:20	5-8	.625	2-3	.667	1-2	.500	1	2	3	3.0	3	1	3	0	1	13	13.0
vs Virginia	11/10/2023		10:38	0-3	.000	0-1	.000	0-0	.000	3	0	3	3.0	2	1	1	0	0	0	6.5
Florida A&M	11/14/2023		17:51	6-8	.750	2-3	.667	3-4	.750	2	4	6	4.0	1	2	1	2	0	17	10.0
Florida St.	11/17/2023		13:19	3-4	.750	0-0	.000	3-6	.500	2	4	6	4.5	5	0	4	2	0	9	9.8
vs Pittsburgh	11/22/2023		24:15	4-8	.500	0-0	.000	3-5	.600	1	5	6	4.8	2	1	1	1	1	11	10.0
vs Baylor	11/24/2023		14:54	1-3	.333	0-2	.000	2-2	1.000	2	3	5	4.8	1	1	1	2	1	4	9.0
at Wake Forest	11/29/2023		17:10	2-6	.333	0-2	.000	1-2	.500	1	3	4	4.7	5	1	2	0	0	5	8.4
Merrimack	12/05/2023		23:50	3-8	.375	0-0	.000	6-8	.750	9	7	16	6.1	2	2	0	1	0	12	8.9
vs Richmond	12/09/2023		21:08	1-6	.167	0-3	.000	2-2	1.000	2	6	8	6.3	2	0	1	3	0	4	8.3
vs East Carolina	12/14/2023		19:52	1-4	.250	0-1	.000	6-11	.545	2	8	10	6.7	1	0	3	1	1	8	8.3
vs Michigan	12/19/2023		32:27	6-9	.667	0-1	.000	2-3	.667	2	4	6	6.6	2	0	0	3	1	14	8.8
Grambling	12/22/2023		19:40	2-5	.400	0-0	.000	1-1	1.000	0	7	7	6.7	2	5	1	1	1	5	8.5
Quinnipiac	12/30/2023		19:18	2-6	.333	0-1	.000	0-0	.000	1	8	9	6.8	5	3	5	1	1	4	8.2
Totals		0	251:42	36-78	.462	4-17	.235	30-46	.652	28	61	89	6.8	33	17	23	17	7	106	8.2

Player Averages

Games Played	Minutes/game	Points/game	FG Pct	3FG Pct	FT Pct	Rebounds/game	Assists/game	Turnovers/game	Assist/Turnover ratio	Steals/game	Blocks/game
13	19.4	8.2	46.2	23.5	65.2	6.8	1.3	1.8	0.7	0.5	1.3

MISCELLANEOUS STATS

	23-24	Total
Led UF in Scoring	0	0
Led UF in Rebounds	2	2
Led UF in Assists	0	0
10+ Points	5	5
20+ Points	0	0
10+ Rebounds	2	2
Double-Doubles	1	1
Dunks	6	6
Off. Fouls Drawn	0	0
Three-Point Plays	2-3	2-3

GAME HIGHS

- Points**
2023-24/Career 17, vs. FAMU (11/14/23)
- Rebounds**
2023-24/Career 16, vs. Merrimack (12/5/23)
- Field Goals**
2023-24/Career 6, 2x, last vs. Michigan (12/19/23)
- Field Goal Attempts**
2023-24/Career 9, vs. Michigan (12/19/23)
- 3-Point Field Goals**
2023-24/Career 2, 2x, last vs. FAMU (11/14/23)
- 3-Point FG Attempts**
2023-24/Career 3, 3x, last vs. Richmond (12/9/23)
- Free Throws**
2023-24/Career 6, 2x, last vs. ECU (12/14/23)
- Free Throw Attempts**
2023-24/Career 11, vs. East Carolina (12/14/23)
- Assists**
2023-24/Career 5, vs. Grambling (12/22/23)
- Steals**
2023-24/Career 1, 7x, last vs. Quinnipiac (12/30/23)
- Blocked Shots**
2023-24/Career 3, 2x, last vs. Michigan (12/19/23)
- Minutes Played**
2023-24/Career 32, vs. Michigan (12/19/23)

#23 Julian Rishwain

GRAD | G | 6-5 | 190 | LOS ANGELES, CALIF. | SAN FRANCISCO


OVERVIEW

- Has scored 652 career points in four collegiate seasons, including the past three at San Francisco following his freshman season at Boston College. He brings 107 games played and 14 starts.
- A critical part of San Francisco's NCAA Tournament run in 2021-22, averaging 7.4 points and 6.3 rebounds while shooting .430 from 3-point range in 19.1 minutes per game off the bench.
- Has four 20-point games and 28 double-figure scoring outings, including a career-high 25 at BYU (2/25/21) and a notable 20-point showing in the 2022 WAC Tournament championship game vs. top-ranked Gonzaga (3/7/17).

- Twice knocked down five 3-pointers in a game and had seven other outings with four 3-point field goals.
- Played for two seasons under Todd Golden at San Francisco from 2020-22.

2023-24 HIGHLIGHTS

- Knocked down a 3-pointer in each of his first two games for the Gators.
- Hit a 3 in the win against Grambling State.



CAREER STATS

SEASON	TEAM	GP-GS	MIN/AVG	Field Goals		3-Point		F-Throws		Rebounds				Scoring						
				FG-FGA	FG%	3FG-3FGA	3FG%	FT-FTA	FT%	OFF	DEF	TOT	AVG	PF-FO	A	TO	BLK	STL	PTS	AVG
2019-20	BC	30-3	447/14.9	38-121	.314	30-90	.333	14-24	.583	5	53	58	1.9	42-1	28	36	3	19	120	4.0
2020-21	USF	23-0	380/16.5	57-128	.445	33-90	.367	34-42	.810	15	51	66	2.9	46-1	8	17	3	17	181	7.9
2021-22	USF	34-0	650/19.1	80-182	.440	55-128	.430	36-47	.766	19	83	102	3.0	60-1	24	29	2	21	251	7.4
2022-23	USF	20-11	398/19.9	29-108	.269	18-74	.243	24-34	.706	8	39	47	2.4	21-0	18	18	1	14	100	5.0
2023-24	UF	8-0	62/7.7	4-11	.364	4-10	.400	1-2	.500	2	11	13	1.6	8-0	6	0	0	2	13	1.6
TOTAL FOR UF		8-0	62/7.7	4-11	.364	4-10	.400	1-2	.500	2	11	13	1.6	8-0	6	0	0	2	13	1.6
TOTAL		115-14	1937/16.8	208-550	.378	140-392	.357	109-149	.732	49	237	286	2.5	177-3	84	100	9	73	665	5.8

GAME-BY-GAME STATS

Opponent	Date	GS	MIN	Total		3-Pointers		Free throws		Rebounds				PF	A	TO	BLK	STL	PTS	AVG
				FG-FGA	PCT	3FG-3FGA	PCT	FT-FTA	PCT	OFF	DEF	TOT	AVG							
Loyola Maryland	11/06/2023		05:14	1-2	.500	1-2	.500	0-0	.000	0	1	1	1.0	0	0	0	0	0	3	3.0
vs Virginia	11/10/2023		09:52	1-2	.500	1-2	.500	0-0	.000	0	1	1	1.0	1	1	0	0	0	3	3.0
Florida A&M	11/14/2023		08:54	0-1	.000	0-0	.000	0-0	.000	0	3	3	1.7	0	1	0	0	1	0	2.0
at Wake Forest	11/29/2023		04:01	0-0	.000	0-0	.000	0-0	.000	0	0	0	1.3	0	0	0	0	0	1.5	
Merrimack	12/05/2023		04:26	0-1	.000	0-1	.000	0-0	.000	1	1	2	1.4	1	0	0	0	0	1.2	
vs Richmond	12/09/2023		02:33	0-0	.000	0-0	.000	0-0	.000	0	0	0	1.2	1	0	0	0	1	1.0	
Grambling	12/22/2023		14:33	1-3	.333	1-3	.333	0-0	.000	0	4	4	1.6	3	3	0	0	3	1.3	
Quinnipiac	12/30/2023		12:19	1-2	.500	1-2	.500	1-2	.500	1	1	2	1.6	2	1	0	0	4	1.6	
Totals		0	61:52	4-11	.364	4-10	.400	1-2	.500	2	11	13	1.6	8	6	0	0	2	13	1.6

Player Averages

Games Played	Minutes/game	Points/game	FG Pct	3FG Pct	FT Pct	Rebounds/game	Assists/game	Turnovers/game	Assist/Turnover ratio	Steals/game	Blocks/game
8	7.7	1.6	36.4	40.0	50.0	1.6	0.8	0.0	6.0	0.3	0.0

MISCELLANEOUS STATS

	23-24	Total
Led UF in Scoring	0	0
Led UF in Rebounds	0	0
Led UF in Assists	0	0
10+ Points	0	0
20+ Points	0	0
10+ Rebounds	0	0
Double-Doubles	0	0
Dunks	0	0
Off. Fouls Drawn	0	0
Three-Point Plays	0	0

GAME HIGHS

Points	
2023-24/UF	4, vs. Quinnipiac (12/30/23)
Career	25, at BYU (2/25/21)

Rebounds	
2023-24/UF	4, vs. Grambling (12/22/23)
Career	8, vs. Gonzaga (1/11/20)

Field Goals	
2023-24/UF	1, 4x, last vs. Quinnipiac (12/30/23)
Career	8, at BY (2/25/21)

Field Goal Attempts	
2023-24/UF	3, vs. Grambling (12/22/23)
Career	13, at BYU (2/25/21)

3-Point Field Goals	
2023-24/UF	1, 4x, last vs. Quinnipiac (12/30/23)
Career	5, 2x, last at Pepperdine (1/22/22)

3-Point FG Attempts	
2023-24/UF	3, vs. Grambling (12/22/23)
Career	9, 2x, last at BYU (2/25/21)

Free Throws	
2023-24/UF	1, vs. Quinnipiac (12/30/23)
Career	6, at Pacific (2/27/21)

Free Throw Attempts	
2023-24/UF	2, vs. Quinnipiac (12/30/23)
Career	7, at Pacific (2/27/21)

Assists	
2023-24/UF	3, vs. Grambling (12/22/23)
Career	5, vs. Pepperdine (2/10/22)

Steals	
2023-24/UF	1, 2x, last vs. Richmond (12/9/23)
Career	4, vs. Pepperdine (2/10/22)

Blocked Shots	
2023-24/UF	---
Career	1, 9x, last vs. Cal Merced (11/13/22)

Minutes Played	
2023-24/UF	15, vs. Grambling (12/22/23)
Career	33, at San Diego (2/26/22)

#30 Kajus Kublickas

FRESHMAN | G | 6-2 | 171 | KAUNAS, LITHUANIA | ZALGIRIS II

OVERVIEW

- Point guard who brings international experience with the Lithuanian national program.
- Averaged 6.3 points, 3.1 assists, 1.7 rebounds and 1.3 steals per game in the FIBA U20 European Championship, helping Lithuania to a 4-3 record and an eighth place finish. Scored a personal-best 13 points vs. Croatia and added 12 against Slovenia.

2023-24 HIGHLIGHTS

- Made his collegiate debut in the season opener, knocking down a pair of free throws.
- Dished an assist on Bennett Andersen's backdoor cut vs. Grambling State.



CAREER STATS

SEASON	TEAM	GP-GS	MIN/AVG	Field Goals		3-Point		F-Throws		Rebounds				Scoring						
				FG-FGA	FG%	3FG-3FGA	3FG%	FT-FTA	FT%	OFF	DEF	TOT	AVG	PF	FO	A	TO	BLK	STL	PTS
2023-24	UF	6-0	31/5.1	1-2	.500	0-0	.000	3-4	.750	1	2	3	0.5	2-0	4	1	0	1	5	0.8
TOTAL		6-0	31/5.1	1-2	.500	0-0	.000	3-4	.750	1	2	3	0.5	2-0	4	1	0	1	5	0.8

GAME-BY-GAME STATS

Opponent	Date	GS	MIN	Total		3-Pointers		Free throws		Rebounds				PF	A	TO	BLK	STL	PTS	AVG
				FG-FGA	PCT	3FG-3FGA	PCT	FT-FTA	PCT	OFF	DEF	TOT	AVG							
Loyola Maryland	11/06/2023		01:39	0-0	.000	0-0	.000	2-2	1.000	0	0	0	0.0	0	0	0	0	0	2	2.0
Florida A&M	11/14/2023		09:54	1-1	1.000	0-0	.000	0-0	.000	0	1	1	0.5	0	1	1	0	1	2	2.0
Florida St.	11/17/2023		00:21	0-0	.000	0-0	.000	0-0	.000	0	0	0	0.3	0	0	0	0	0	1.3	
Merrimack	12/05/2023		01:08	0-0	.000	0-0	.000	1-2	.500	0	0	0	0.3	1	0	0	0	1	1.3	
Grambling	12/22/2023		09:22	0-0	.000	0-0	.000	0-0	.000	1	1	2	0.6	0	3	0	0	0	1.0	
Quinnipiac	12/30/2023		08:11	0-1	.000	0-0	.000	0-0	.000	0	0	0	0.5	1	0	0	0	0	0.8	
Totals		0	30:35	1-2	.500	0-0	.000	3-4	.750	1	2	3	0.5	2	4	1	0	1	5	0.8

Player Averages

Games Played	Minutes/game	Points/game	FG Pct	3FG Pct	FT Pct	Rebounds/game	Assists/game	Turnovers/game	Assist/Turnover ratio	Steals/game	Blocks/game
6	5.1	0.8	50.0	0.0	75.0	0.5	0.7	0.2	4.0	0.2	0.0

MISCELLANEOUS STATS

	23-24	Total
Led UF in Scoring	0	0
Led UF in Rebounds	0	0
Led UF in Assists	0	0
10+ Points	0	0
20+ Points	0	0
10+ Rebounds	0	0
Double-Doubles	0	0
Dunks	0	0
Off. Fouls Drawn	0	0
Three-Point Plays	0	0

GAME HIGHS

Points	2023-24/Career 2, 2x, last vs. FAMU (11/14/23)
Rebounds	2023-24/Career 2, vs. Grambling (12/22/23)
Field Goals	2023-24/Career 1, vs. FAMU (11/14/23)
Field Goal Attempts	2023-24/Career 1, 2x, last vs. Quinnipiac (12/30/23)
3-Point Field Goals	2023-24/Career ---
3-Point FG Attempts	2023-24/Career ---
Free Throws	2023-24/Career 2, vs. Loyola Maryland (11/6/23)
Free Throw Attempts	2023-24/Career 2, 2x, last vs. Merrimack (12/5/23)
Assists	2023-24/Career 3, vs. Grambling (12/22/23)
Steals	2023-24/Career 1, vs. FAMU (11/14/23)
Blocked Shots	2023-24/Career ---
Minutes Played	2023-24/Career 10, vs. FAMU (11/14/23)

2023-24 Box Scores



Official Basketball Box Score - Final
Florida at Pittsburgh
 11/20/23 Barclays Center, Brooklyn, NY
 2023 Novarax NIT Season Tip-Off

Game Time: 9:30 PM
 Game Duration: 2:02
 Attendance: 1,673

Officials: Pat Driscoll, Steve Anderson, Mike Palau

Florida - 86		Record: 4-1													
NO. Name	Min	FG	3P	FT	Rebounds	Fouls	TP	AS	TO	ST	Blocks	+	-		
		M-A	M-A	M-A	OR DR TOT	PF	FD				BS	BA			
4 Tyrese Samuel	F 30:31	9-11	0-2	2-6	3	7	10	1	7	20	3	0	3	0	15
3 Micah Handlogten	C 00:49	0-1	0-0	0-0	0	0	0	1	0	0	0	0	0	0	-2
1 Walter Clayton Jr.	G 31:12	11-17	6-8	0-0	0	5	5	2	0	28	2	2	2	1	0
2 Riley Kugel	G 29:39	2-9	1-6	0-0	1	1	2	3	0	5	6	2	2	0	1
5 Will Richard	G 28:06	1-6	0-4	3-3	0	4	4	1	5	2	1	1	1	0	0
21 Alex Condon	24:15	4-8	0-0	3-5	1	5	6	2	3	11	1	1	1	2	-2
0 Zyon Pullin	28:55	1-5	0-0	8-10	0	2	2	1	6	10	8	1	1	0	0
10 Thomas Haugh	21:59	3-8	1-3	0-0	1	4	5	0	7	1	1	0	1	2	15
11 Denzel Aberdeen	04:34	0-1	0-1	0-0	0	1	1	0	0	0	1	0	0	0	8
Team					1	2				0	0				
Totals		31-66	8-24	16-24	7	30	37	19	17	86	24	8	11	6	5

Shooting By Period		
1 st FG%	15-36	41.7%
3PT%	5-14	35.7%
FT%	4-5	80%
2 nd FG%	16-30	53.3%
3PT%	3-10	30.0%
FT%	12-19	63.2%
GM FG%	31-66	47.0%
3PT%	8-24	33.3%
FT%	16-24	66.7%

Dead Ball Rebounds: 5, 1
 Technical Fouls: NONE

Pittsburgh - 71		Record: 4-1													
NO. Name	Min	FG	3P	FT	Rebounds	Fouls	TP	AS	TO	ST	Blocks	+	-		
		M-A	M-A	M-A	OR DR TOT	PF	FD				BS	BA			
2 Blake Hinson	F 36:17	5-15	3-9	3-7	1	2	3	2	3	16	2	1	1	0	-8
55 Zack Austin	F 23:15	3-6	0-3	4-5	2	7	9	0	3	10	0	1	1	0	4
33 Federico Federico	C 23:26	0-0	0-0	1-2	1	3	4	1	1	2	1	0	3	0	4
5 Ishmael Leggett	G 35:12	7-20	3-8	2-2	3	6	9	4	4	19	1	4	2	0	-10
7 Carlton Carrington	G 35:28	6-15	2-7	0-1	2	2	4	2	2	14	7	3	0	0	-10
25 Guillermo Diaz Graham	16:34	1-5	1-3	0-0	3	3	3	2	3	3	2	1	1	0	-7
15 Jaland Lowe	09:20	1-3	0-1	0-0	0	2	2	0	2	0	0	1	0	0	-10
24 William Jeffress	13:14	1-3	1-2	0-0	0	3	3	1	1	3	0	0	0	0	-16
31 Jorge Diaz Graham	07:14	0-1	0-1	3-4	1	1	2	1	3	2	1	0	0	0	-10
Team					2	4				0	0				
Totals		24-68	10-34	13-21	15	31	46	17	19	71	17	14	5	6	-15

Shooting By Period		
1 st FG%	12-35	34.3%
3PT%	5-17	29.4%
FT%	5-6	83.3%
2 nd FG%	12-33	36.4%
3PT%	5-17	29.4%
FT%	8-15	53.3%
GM FG%	24-68	35.3%
3PT%	10-34	29.4%
FT%	13-21	61.9%

Dead Ball Rebounds: 0, 0
 Technical Fouls: NONE

	FLA	PIT
Biggest lead	15 (2 nd 7:55)	9 (1 st 12:14)
Best Scoring Run	9 (2 nd 9:52)	7 (1 st 18:32)
Lead Changes	3	
Times Tied	6	
Time with Lead	18:49	15:45

Points from	FLA	PIT
Turnovers	19	7
Paint	44	26
Second Chance	2	17
Fast Breaks	24	2
Bench	28	11

Period by Period Scoring			
	1st	2nd	TOT
FLA	39	47	86
PIT	34	37	71



Official Basketball Box Score - Final
Baylor at Florida
 11/24/23 Barclays Center, Brooklyn, NY
 2023 Novarax NIT Preseason Tip-Off

Game Time: 5:30 PM
 Game Duration: 2:15
 Attendance: 1,620

Officials: Joe Lindsey, Lamar Simpson, Will Howard

Baylor - 95		Record: 6-0													
NO. Name	Min	FG	3P	FT	Rebounds	Fouls	TP	AS	TO	ST	Blocks	+	-		
		M-A	M-A	M-A	OR DR TOT	PF	FD				BS	BA			
4 Tyrese Samuel	F 32:58	6-9	5-7	6-6	1	2	3	2	4	23	5	1	0	0	-1
21 Yves Missi	F 11:43	3-3	0-0	2-2	0	0	0	4	1	8	1	2	1	0	-2
2 Jayden Nunn	G 32:30	1-8	1-4	0-0	0	4	4	1	1	3	4	0	1	1	-8
4 Ja'Kobe Walter	G 16:47	3-7	2-4	3-4	1	4	5	4	3	11	0	2	0	1	0
10 RayJ Dennis	G 37:34	10-17	2-3	2-3	1	3	4	1	3	24	8	5	3	0	-1
13 Langston Love	28:47	4-7	3-5	5-6	0	1	1	3	4	16	2	1	0	1	18
15 Josh Ojanwuna	18:52	2-2	0-0	3-4	2	3	5	0	2	7	0	0	0	0	5
33 Caleb Lohner	07:02	0-3	0-1	0-0	0	0	0	0	0	0	0	0	1	0	0
Jonathan Tchamwa Tchatchoua	09:25	1-1	1-1	0-0	1	3	4	1	1	3	0	1	0	0	1
1 Miro Little	02:02	0-0	0-0	0-0	0	1	1	0	0	0	0	0	0	0	0
12 Dantwan Grimes	02:20	0-1	0-0	0-0	0	0	0	0	0	0	0	1	0	0	3
Team					5	6				0	1				
Totals		30-58	14-25	21-25	11	22	33	21	20	95	20	14	6	4	6

Shooting By Period		
1 st FG%	14-29	48.3%
3PT%	8-14	57.1%
FT%	5-6	83.3%
2 nd FG%	16-29	55.2%
3PT%	6-11	54.5%
FT%	16-19	84.2%
GM FG%	30-58	51.7%
3PT%	14-25	56.0%
FT%	21-25	84.0%

Dead Ball Rebounds: 2, 0
 Technical Fouls: NONE

Florida - 91		Record: 4-2													
NO. Name	Min	FG	3P	FT	Rebounds	Fouls	TP	AS	TO	ST	Blocks	+	-		
		M-A	M-A	M-A	OR DR TOT	PF	FD				BS	BA			
4 Tyrese Samuel	F 29:18	7-8	0-0	4-6	4	2	6	3	4	18	0	1	2	0	6
0 Zyon Pullin	G 33:09	5-9	0-1	7-8	0	2	2	3	6	17	5	0	1	0	-10
11 Walter Clayton Jr.	G 29:31	3-12	1-8	4-6	3	3	6	2	4	11	4	4	2	2	-7
2 Riley Kugel	G 33:21	10-20	4-6	1-1	5	4	9	2	3	25	3	3	1	1	0
5 Will Richard	G 28:02	2-8	1-5	1-2	1	1	2	4	1	6	3	0	2	0	7
10 Thomas Haugh	12:25	0-0	0-0	2-2	1	1	2	1	2	2	0	1	0	1	-11
21 Alex Condon	14:54	1-3	0-2	2-2	2	3	5	1	2	4	1	1	1	2	-13
11 Denzel Aberdeen	19:20	3-9	2-4	0-0	1	2	3	3	0	8	1	2	0	0	1
Team					2	1	3			0	0				
Totals		31-69	8-26	21-27	19	19	38	20	21	91	17	12	9	6	-4

Shooting By Period		
1 st FG%	15-29	51.7%
3PT%	4-12	33.3%
FT%	7-10	70%
2 nd FG%	16-40	40.0%
3PT%	4-14	28.6%
FT%	14-17	82.4%
GM FG%	31-69	44.9%
3PT%	8-26	30.8%
FT%	21-27	77.8%

Dead Ball Rebounds: 3, 0
 Technical Fouls: NONE

	Baylor	Fla.
Biggest lead	11 (1 st 5:59)	7 (1 st 18:25)
Best Scoring Run	10 (1 st 12:12)	7 (1 st 18:25)
Lead Changes	3	
Times Tied	5	
Time with Lead	30:39	06:31

Points from	Baylor	Fla.
Turnovers	13	21
Paint	26	38
Second Chance	14	16
Fast Breaks	2	21
Bench	26	14

Period by Period Scoring			
	1st	2nd	TOT
Baylor	41	54	95
Fla.	41	50	91

Game Notes: 2023 Novarax NIT Preseason Tip-Off All Tournament Team: Ja'Kobe Walter (Baylor) • Jaen Bridges (Baylor) • Zyon Pullin (Florida) • Tyrese Samuel (Florida) • RayJ Dennis (Baylor) • 2023 NIT Preseason Tip-Off MVP: RayJ Dennis (Baylor) •



Official Basketball Box Score - Final
Florida at Wake Forest
 11/29/23 LVM Coliseum, Winston-Salem
 2023-24 Men's Basketball

Game Time: 7:15 PM
 Game Duration: 2:10
 Attendance: 8,165

Officials: Ted Valentine, Tony Henderson, Tommy Morrissey

Florida - 71		Record: 4-3													
NO. Name	Min	FG	3P	FT	Rebounds	Fouls	TP	AS	TO	ST	Blocks	+	-		
		M-A	M-A	M-A	OR DR TOT	PF	FD				BS	BA			
4 Tyrese Samuel	F 32:33	5-9	1-1	1-2	3	5	8	4	4	12	1	3	2	1	-12
10 Thomas Haugh	F 22:05	1-2	1-2	0-0	1	5	6	3	0	3	1	2	0	0	-4
0 Zyon Pullin	G 33:27	3-13	0-3	6-6	1	4	5	3	12	5	0	2	0	0	-12
11 Walter Clayton Jr.	G 27:20	3-11	1-6	5-6	0	3	3	3	4	12	2	2	3	0	-6
2 Riley Kugel	G 35:41	9-14	4-6	2-3	1	4	5	2	2	24	0	4	1	0	-14
5 Will Richard	18:33	1-1	1-1	0-0	0	2	2	0	1	3	0	1	1	0</	

2023-24 Box Scores



Official Basketball Box Score - Final
Richmond at Florida
 12/09/23 Amstar Bank Arena, Sunrise
 2023-24 Men's Basketball

Game Time: 4:00 PM
 Game Duration: 1:50
 Attendance: 8,162

Officials: Doug Shows, Steve Anderson, William Covington

NO.	Name	Min	FG		3P		FT		Rebounds		Fouls		TP	AS	TO	ST	Blocks			+/-	
			M-A	M-A	M-A	M-A	OR	DR	OR	DR	PF	FD					BS	BA	BA		
24	Isaiah Bigelow	F	30:36	6-10	3-6	2-2	0	7	7	3	1	17	2	0	0	0	0	0	0	0	-18
32	Neal Quinn	C	31:22	7-13	1-1	2-4	0	5	5	3	3	17	6	3	0	0	0	0	0	-22	
2	Jordan King	G	39:18	6-15	0-4	2-3	1	5	6	2	5	14	6	2	2	0	1	1	-15		
4	Dji Bailey	G	30:48	1-4	0-1	2-5	1	4	5	3	3	4	0	0	6	0	2	2	-7		
12	Mikkel Tyne	G	32:12	5-10	5-7	1-2	0	2	2	2	2	16	0	2	1	0	1	0	-3		
35	Aidan Noyes	G	04:49	0-1	0-0	0	0	0	0	0	0	0	0	0	0	0	0	0	1	6	
11	Jason Roche	G	14:39	2-3	2-3	0	0	0	0	2	1	8	0	0	0	0	0	0	0	-10	
21	Mike Walz	G	07:42	0-1	0-0	0	0	1	2	3	2	1	0	1	1	0	0	0	10		
9	Tyler Harris	G	07:33	0-0	0-0	0	0	0	0	0	1	0	1	0	0	0	1	0	3		
16	Ryan Soulis	G	00:56	0-0	0-0	0	0	0	0	0	0	0	1	0	0	0	0	0	1		
Team																					
Totals			27:63	11:22	11:19	5	25	30	20	16	76	17	8	9	1	5	11				

Shooting By Period		
1 st FG%	11-31	35.5%
3PT%	5-11	45.5%
FT%	3-5	60%
2 nd FG%	16-32	50.0%
3PT%	6-11	54.5%
FT%	8-14	57.1%
GM FG%	27-63	42.9%
3PT%	11-22	50.0%
FT%	11-19	57.9%

Dead Ball Rebounds: 3, 0

Technical Fouls: NONE

NO.	Name	Min	FG		3P		FT		Rebounds		Fouls		TP	AS	TO	ST	Blocks			+/-
			M-A	M-A	M-A	M-A	OR	DR	OR	DR	PF	FD					BS	BA	BA	
4	Tyrese Samuel	F	30:36	6-10	1-1	3-5	5	9	14	2	4	18	1	1	1	0	0	0	4	5
3	Micah Handlogten	C	18:52	2-4	1-1	3-4	4	6	10	2	4	8	6	2	0	0	0	0	0	-1
1	Walter Clayton Jr.	G	26:05	2-7	1-4	3-4	0	2	2	2	2	8	6	2	0	2	0	0	-1	
2	Riley Kugel	G	30:07	4-16	0-7	3-3	1	2	3	2	3	11	2	4	1	0	0	0	16	
5	Will Richard	G	36:42	8-12	3-7	2-2	1	6	7	2	3	21	1	2	0	0	0	0	13	
0	Zyon Pullin	G	24:33	5-8	2-2	2-2	0	1	1	3	1	14	3	1	1	0	1	0	10	
21	Alex Condon	G	21:08	1-6	0-3	2-2	2	6	8	2	3	4	0	1	0	0	3	0	6	
23	Julian Rishwain	G	02:33	0-0	0-0	0	0	0	0	0	1	0	0	0	1	0	0	0	-5	
10	Thomas Haugh	G	09:24	1-2	1-2	0	0	3	3	0	0	3	1	0	0	0	0	0	7	
Team																				
Totals			29:65	9:29	20:25	13	36	49	16	20	87	14	12	4	5	1	11			

Shooting By Period		
1 st FG%	15-35	42.9%
3PT%	5-17	29.4%
FT%	5-6	83.3%
2 nd FG%	14-30	46.7%
3PT%	4-12	33.3%
FT%	15-19	78.9%
GM FG%	29-65	44.6%
3PT%	9-29	31.0%
FT%	20-25	80.0%

Dead Ball Rebounds: 3, 0

Technical Fouls: NONE

RIC		FLA		Points from Turnovers		Period by Period Scoring	
Biggest lead	3 (1 st 19:24)	16 (2 nd 11:47)	Turnovers	7	7	1st	2nd
Best Scoring Run	7 (1 st 9:56)	9 (2 nd 11:47)	Paint	18	34	30	46
Lead Changes	3		Second Chance	6	11	40	47
Times Tied	1		Fast Breaks	0	8	FLA	87
Time with Lead	02:34	36:50	Bench	8	21		



Official Basketball Box Score - Final
East Carolina at Florida
 12/14/23 RP Funding Center, Lakeland, Fla.
 2023-24 Men's Basketball

Game Time: 7:00 PM
 Game Duration: 2:10
 Attendance: 3,073

Officials: Don Daly, Olanis Poole, Ron Grogger

NO.	Name	Min	FG		3P		FT		Rebounds		Fouls		TP	AS	TO	ST	Blocks			+/-
			M-A	M-A	M-A	M-A	OR	DR	OR	DR	PF	FD					BS	BA	BA	
2	Ezra Ausar	F	28:08	5-11	0-1	4-6	2	1	3	4	5	14	0	4	0	0	2	0	-12	
6	Brandon Johnson	F	34:03	4-6	3-5	1-2	1	9	10	3	2	12	0	2	2	0	0	-11		
32	Cyr Malonga	C	13:21	2-3	0-0	0-0	3	1	4	0	1	4	0	0	0	1	0	6		
0	Bobby Pettiford	G	31:23	5-8	0-1	1-1	0	2	2	3	1	11	5	1	5	0	0	-5		
3	RJ Felton	G	32:46	5-13	2-5	2-3	2	4	6	3	3	14	0	2	2	2	1	0		
8	Cam Hayes	G	24:50	1-8	0-4	0-0	0	0	0	0	2	0	3	1	0	0	1	6		
21	Jaden Walker	G	24:22	3-12	2-5	0-0	0	2	2	4	0	8	2	0	2	0	3	9		
50	Callum Richard	G	01:48	0-0	0-0	0-0	0	0	0	0	0	0	0	0	0	0	0	-2		
7	Quentin Diboundje	G	04:27	0-2	0-1	0-0	0	1	1	0	0	0	0	0	0	0	0	2		
1	Kalib LaCount	G	03:35	0-0	0-0	0-0	0	1	1	0	0	0	1	0	1	0	0	2		
11	Valentino Pinedo	G	01:17	0-0	0-0	0-0	0	0	0	0	0	0	0	0	0	0	0	-2		
Team																				
Totals			25:63	7:22	8:12	10	22	32	21	12	65	11	12	12	3	7	-5			

Shooting By Period		
1 st FG%	12:26	46.2%
3PT%	4:12	33.3%
FT%	2-4	50%
2 nd FG%	13:37	35.1%
3PT%	3-10	30.0%
FT%	6-8	75%
GM FG%	25-63	39.7%
3PT%	7-22	31.8%
FT%	8-12	66.7%

Dead Ball Rebounds: 2, 1

Technical Fouls: NONE

NO.	Name	Min	FG		3P		FT		Rebounds		Fouls		TP	AS	TO	ST	Blocks			+/-
			M-A	M-A	M-A	M-A	OR	DR	OR	DR	PF	FD					BS	BA	BA	
4	Tyrese Samuel	F	29:52	3-3	0-0	5-9	5	4	9	1	6	11	1	3	2	1	0	0	3	
3	Micah Handlogten	C	26:47	3-6	0-0	0-0	7	2	9	3	0	6	0	2	0	2	0	0	0	
1	Walter Clayton Jr.	G	34:57	9-16	3-7	1-2	1	3	4	2	3	22	0	5	2	0	0	-3		
2	Riley Kugel	G	22:53	1-6	0-3	0-2	0	6	6	2	4	2	2	3	0	0	0	0	8	
5	Will Richard	G	33:34	4-10	2-4	0-0	4	4	8	1	0	10	3	0	2	3	1	1		
0	Zyon Pullin	G	28:36	4-16	0-5	3-4	1	2	3	1	2	11	7	1	0	0	0	9		
21	Alex Condon	G	19:52	1-4	0-1	0-1	2	8	10	1	6	0	0	3	1	1	0	5		
10	Thomas Haugh	G	03:29	0-0	0-0	0-0	0	0	0	0	1	0	0	0	0	0	0	2		
Team																				
Totals			25:61	5:20	15:28	2	3	52	12	21	70	13	18	7	7	3	5			

Shooting By Period		
1 st FG%	15:31	48.4%
3PT%	4-11	36.4%
FT%	3-6	50%
2 nd FG%	10:30	33.3%
3PT%	1-9	11.1%
FT%	12-22	54.5%
GM FG%	25-61	41.0%
3PT%	5-20	25.0%
FT%	15-28	53.6%

Dead Ball Rebounds: 4, 0

Technical Fouls: NONE

ECU		UF		Points from Turnovers		Period by Period Scoring	
Biggest lead	0 (1 st 20:00)	11 (1 st 2:54)	Turnovers	11	11	1st	2nd
Best Scoring Run	6 (1 st 6:35)	7 (1 st 14:20)	Paint	32	38	30	35
Lead Changes	0		Second Chance	9	16	ECU	65
Times Tied	1		Fast Breaks	4	20	UF	37
Time with Lead	00:00	38:40	Bench	10	19		



Official Basketball Box Score - Final
Florida at Michigan
 12/19/23 Spectrum Center, Charlotte, N.C.
 2023-24 Men's Basketball

Game Time: 7:00 PM
 Game Duration: 2:35

Officials: Terry Oglesby, Keith Kimble, Paul Szlic

NO.	Name	Min	FG		3P		FT		Rebounds		Fouls		TP	AS	TO	ST	Blocks			+/-
			M-A	M-A	M-A	M-A	OR	DR	OR	DR	PF	FD					BS	BA	BA	
4	Tyrese Samuel	F	34:																	



2023-24 Florida Men's Basketball Combined Team Statistics All games

Game Records

Record	Overall	Home	Away	Neutral
ALL GAMES	10-3	6-0	0-1	4-2
CONFERENCE	0-0	0-0	0-0	0-0
NON-CONFERENCE	10-3	6-0	0-1	4-2

Score by Periods

Team	1st	2nd	OT	TOT
Florida	524	573	25	1122
Opponents	410	528	20	958

Team Box Score

No.	Player	Total				3-Point		F-Throw		Rebounds				PF DQ A TO BLK STL PTS AVG								
		GP-GS	MIN	AVG	FG-FGA	FG%	3FG-3FGA	3FG%	FT-FTA	FT%	OFF	DEF	TOT	AVG	PF	DQ	A	TO	BLK	STL	PTS	AVG
1	CLAYTON JR., Walter	13-13	380:20	29.3	69-151	.457	26-74	.351	33-44	.750	10	40	50	3.8	29	1	43	36	12	18	197	15.2
4	SAMUEL, Tyrese	13-13	356:59	27.5	73-113	.646	3-11	.273	37-71	.521	44	71	115	8.8	29	0	24	25	13	19	186	14.3
0	PULLIN, Zyon	10-4	290:34	29.1	41-96	.427	9-21	.429	50-61	.820	7	28	35	3.5	17	1	50	13	0	9	141	14.1
5	RICHARD, Will	13-12	386:56	29.8	50-114	.439	26-67	.388	27-37	.730	21	29	50	3.8	19	0	17	19	6	10	153	11.8
2	KUGEL, Riley	12-11	342:17	28.5	51-137	.372	14-56	.250	22-32	.688	14	36	50	4.2	21	0	24	34	4	16	138	11.5
21	CONDON, Alex	13-0	251:42	19.4	36-78	.462	4-17	.235	30-46	.652	28	61	89	6.8	33	3	17	23	17	7	106	8.2
3	HANDLOGTEN, Micah	11-10	196:04	17.8	34-52	.654	4-5	.800	3-10	.300	40	38	78	7.1	30	3	8	7	10	3	75	6.8
10	HAUGH, Thomas	13-2	212:01	16.3	25-52	.481	6-17	.353	8-19	.421	20	40	60	4.6	27	1	11	9	9	4	64	4.9
11	ABERDEEN, Denzel	11-0	133:12	12.1	17-43	.395	3-14	.214	5-9	.556	3	10	13	1.2	10	0	14	5	1	4	42	3.8
22	ANDERSEN, Bennett	1-0	01:00	1.0	1-1	1.000	0-0	.000	0-0	.000	0	0	0	0.0	0	0	0	0	0	0	2	2.0
23	RISHWAIN, Julian	8-0	61:52	7.7	4-11	.364	4-10	.400	1-2	.500	2	11	13	1.6	8	0	6	0	0	2	13	1.6
30	KUBLICKAS, Kajus	6-0	30:35	5.1	1-2	.500	0-0	.000	3-4	.750	1	2	3	0.5	2	0	4	1	0	1	5	0.8
12	KLATSKY, Alex	4-0	03:56	1.0	0-1	.000	0-1	.000	0-0	.000	0	0	0	0.0	0	0	0	0	0	0	0	0.0
20	MAY, Jack	2-0	01:33	0.8	0-0	.000	0-0	.000	0-0	.000	0	0	0	0.0	0	0	0	0	0	0	0	0.0
33	JOSEFSBERG, Cooper	1-0	01:00	1.0	0-1	.000	0-1	.000	0-0	.000	0	0	0	0.0	0	0	0	0	0	0	0	0.0
Team											20	14	34				4					
Total		13	2650		402-852	.472	99-294	.337	219-335	.654	210	380	590	45.4	225	9	218	176	72	93	1122	86.3
Opponents		13	2650		343-837	.410	92-270	.341	180-265	.679	146	299	445	34.2	253	3	149	157	41	114	958	73.7

Team Statistics

	UF	OPP
Scoring	1122	958
Points per game	86.3	73.7
Scoring margin	+12.6	-
Field goals-att	402-852	343-837
Field goal pct	.472	.410
3 point fg-att	99-294	92-270
3-point FG pct	.337	.341
3-pt FG made per game	7.6	7.1
Free throws-att	219-335	180-265
Free throw pct	.654	.679
F-Throws made per game	16.8	13.8
Rebounds	590	445
Rebounds per game	45.4	34.2
Rebounding margin	+11.2	-
Assists	218	149
Assists per game	16.8	11.5
Turnovers	176	157
Turnovers per game	13.5	12.1
Turnover margin	-1.5	-
Assist/turnover ratio	1.2	0.9
Steals	93	114
Steals per game	7.2	8.8
Blocks	72	41
Blocks per game	5.5	3.2
Winning streak	6	-
Home win streak	6	-
Attendance	48416	8165
Home games-Avg/Game	6-8069	1-8165
Neutral site-Avg/Game	-	6-4756

Team Results

Date	Opponent		Score	Att.
11/06/2023	Loyola Maryland	W	93-73	7023
11/10/2023	vs Virginia	L	70-73	6783
11/14/2023	Florida A&M	W	89-68	6675
11/17/2023	Florida St.	W	89-68	10013
11/22/2023	vs Pittsburgh	W	86-71	1873
11/24/2023	vs Baylor	L	91-95	1620
11/29/2023	at Wake Forest	L	71-82	8165
12/05/2023	Merrimack	W	77-57	6813
12/09/2023	vs Richmond	W	87-76	8162
12/14/2023	vs East Carolina	W	70-65	3073
12/19/2023	vs Michigan	Wot2	106-101	7027
12/22/2023	Grambling	W	96-57	8023
12/30/2023	Quinnipiac	W	97-72	9869



**2023-24 Florida Men's Basketball
Team Game-by-Game
All games**

Opponent	Date	Score		Total		3-Pointers		Free throws		Rebounds											
				FG-FGA	PCT	3FG-3FGA	PCT	FT-FTA	PCT	OFF	DEF	TOT	AVG	PF	A	TO	BLK	STL	PTS	AVG	
Loyola Maryland	11/06/2023	93-73	W	36-62	.581	6-16	.375	15-30	.500	13	26	39	39.0	16	17	11	3	11	93	93.0	
vs Virginia	11/10/2023	70-73	L	26-65	.400	7-25	.280	11-15	.733	21	26	47	43.0	19	16	16	4	4	70	81.5	
Florida A&M	11/14/2023	89-68	W	30-63	.476	6-19	.316	23-35	.657	21	25	46	44.0	12	12	12	8	8	89	84.0	
Florida St.	11/17/2023	89-68	W	30-58	.517	7-18	.389	22-36	.611	20	28	48	45.0	24	17	20	4	3	89	85.3	
vs Pittsburgh	11/22/2023	86-71	W	31-66	.470	8-24	.333	16-24	.667	7	30	37	43.4	19	24	8	6	11	86	85.4	
vs Baylor	11/24/2023	91-95	L	31-69	.449	8-26	.308	21-27	.778	19	19	38	42.5	20	17	12	6	9	91	86.3	
at Wake Forest	11/29/2023	71-82	L	24-60	.400	8-24	.333	15-19	.789	7	26	33	41.1	23	11	15	4	9	71	84.1	
Merrimack	12/05/2023	77-57	W	27-68	.397	6-17	.353	17-28	.607	24	33	57	43.1	14	14	13	3	7	77	83.3	
vs Richmond	12/09/2023	87-76	W	29-65	.446	9-29	.310	20-25	.800	13	36	49	43.8	16	14	12	5	4	87	83.7	
vs East Carolina	12/14/2023	70-65	W	25-61	.410	5-20	.250	15-28	.536	22	30	52	44.6	12	13	18	7	7	70	82.3	
vs Michigan	12/19/2023	106-101	Wot2	40-86	.465	8-29	.276	18-29	.621	21	33	54	45.5	23	14	16	10	10	106	84.5	
Grambling	12/22/2023	96-57	W	38-61	.623	11-21	.524	9-10	.900	6	35	41	45.1	10	27	10	4	4	96	85.4	
Quinnipiac	12/30/2023	97-72	W	35-68	.515	10-26	.385	17-29	.586	16	33	49	45.4	17	22	13	8	6	97	86.3	
Total		1122		402-852	.472	99-294	.337	219-335	.654	210	380	590	45.4	225	218	176	72	93	1122	86.3	
Opponents		958		343-837	.410	92-270	.341	180-265	.679	146	299	445	34.2	253	149	157	41	114	958	73.7	

Florida Averages

Games Played	Points/game	FG Pct	3FG Pct	FT Pct	Rebounds/game	Assists/game	Turnovers/game	Assist/Turnover ratio	Steals/game	Blocks/game
13	86.3	47.2	33.7	65.4	45.4	16.8	13.5	1.2	7.2	5.5



**2023-24 Florida Men's Basketball
Opponents Game-by-Game
All games**

Opponent	Date	Score		Total		3-Pointers		Free throws		Rebounds											
				FG-FGA	PCT	3FG-3FGA	PCT	FT-FTA	PCT	OFF	DEF	TOT	AVG	PF	A	TO	BLK	STL	PTS	AVG	
Loyola Maryland	11/06/2023	93-73	W	27-59	.458	9-26	.346	10-15	.667	8	21	29	29.0	22	13	15	2	6	73	73.0	
vs Virginia	11/10/2023	70-73	L	26-58	.448	7-18	.389	14-24	.583	9	21	30	29.5	14	15	6	2	15	73	73.0	
Florida A&M	11/14/2023	89-68	W	29-68	.426	5-13	.385	5-6	.833	14	17	31	30.0	22	10	15	1	10	68	71.3	
Florida St.	11/17/2023	89-68	W	24-66	.364	2-13	.154	18-31	.581	17	16	33	30.8	26	9	10	5	12	68	70.5	
vs Pittsburgh	11/22/2023	86-71	W	24-68	.353	10-34	.294	13-21	.619	15	31	46	33.8	17	17	14	5	5	71	70.6	
vs Baylor	11/24/2023	91-95	L	30-58	.517	14-25	.560	21-25	.840	11	22	33	33.7	21	20	14	4	6	95	74.7	
at Wake Forest	11/29/2023	71-82	L	28-57	.491	6-16	.375	20-29	.690	6	28	34	33.7	17	12	13	3	8	82	75.7	
Merrimack	12/05/2023	77-57	W	20-60	.333	3-24	.125	14-18	.778	11	22	33	33.6	19	6	14	4	8	57	73.4	
vs Richmond	12/09/2023	87-76	W	27-63	.429	11-22	.500	11-19	.579	5	25	30	33.2	20	17	8	1	9	76	73.7	
vs East Carolina	12/14/2023	70-65	W	25-63	.397	7-22	.318	8-12	.667	10	22	32	33.1	21	11	12	3	12	65	72.8	
vs Michigan	12/19/2023	106-101	Wot2	34-76	.447	10-22	.455	23-29	.793	12	31	43	34.0	21	9	16	7	8	101	75.4	
Grambling	12/22/2023	96-57	W	24-66	.364	3-13	.231	6-13	.462	10	18	28	33.5	12	4	6	1	8	57	73.8	
Quinnipiac	12/30/2023	97-72	W	25-75	.333	5-22	.227	17-23	.739	18	25	43	34.2	21	6	14	3	7	72	73.7	
Total		958		343-837	.410	92-270	.341	180-265	.679	146	299	445	34.2	253	149	157	41	114	958	73.7	
Florida		1122		402-852	.472	99-294	.337	219-335	.654	210	380	590	45.4	225	218	176	72	93	1122	86.3	

Opponents Averages

Games Played	Points/game	FG Pct	3FG Pct	FT Pct	Rebounds/game	Assists/game	Turnovers/game	Assist/Turnover ratio	Steals/game	Blocks/game
13	73.7	41.0	34.1	67.9	34.2	11.5	12.1	0.9	8.8	3.2



**2023-24 Florida Men's Basketball
Points-rebounds-assists
All games**

Opponent	Date	Score		0	1	2	3	4	5	10	11	12	20	21
				PULLIN,ZYO	CLAYTON JR	KUGEL,RILE	HANDLOGTEN	SAMUEL, TYR	RICHARD, WI	HAUGH, THOM	ABERDEEN, D	KLATSKY, AL	MAY, JACK	CONDON, ALE
Loyola Maryland	11/06/2023	93-73	W	DNP	9-8-5	23-3-4	16-6-0	15-8-3	3-1-2	6-3-0	3-2-2	DNP	DNP	13-3-1
vs Virginia	11/10/2023	70-73	L	DNP	12-4-5	14-4-1	14-14-2	10-11-3	16-1-1	1-4-1	0-1-1	DNP	DNP	0-3-1
Florida A&M	11/14/2023	89-68	W	DNP	18-3-5	5-2-0	2-7-0	9-8-1	20-6-1	4-4-1	12-4-0	DNP	DNP	17-6-2
Florida St.	11/17/2023	89-68	W	15-5-4	19-0-5	10-5-2	8-7-0	15-7-2	8-3-2	5-10-2	0-0-0	0-0-0	0-0-0	9-6-0
vs Pittsburgh	11/22/2023	86-71	W	10-2-8	28-5-2	5-2-6	0-0-0	20-10-3	5-4-2	7-5-1	0-1-1	DNP	DNP	11-6-1
vs Baylor	11/24/2023	91-95	L	17-2-5	11-6-4	25-9-3	DNP	18-6-0	6-2-3	2-2-0	8-3-1	DNP	DNP	4-5-1
at Wake Forest	11/29/2023	71-82	L	12-5-5	12-3-2	24-5-0	DNP	12-8-1	3-2-0	3-6-1	0-0-1	DNP	DNP	5-4-1
Merrimack	12/05/2023	77-57	W	10-4-3	26-3-2	5-4-0	0-2-0	11-3-2	5-9-2	7-11-3	0-0-0	0-0-0	DNP	12-16-2
vs Richmond	12/09/2023	87-76	W	14-1-3	8-2-6	11-3-2	8-10-0	18-14-1	21-7-1	3-3-1	DNP	DNP	DNP	4-8-0
vs East Carolina	12/14/2023	70-65	W	11-3-7	22-4-0	2-6-2	6-9-0	11-9-1	10-8-3	0-0-0	DNP	DNP	DNP	8-10-0
vs Michigan	12/19/2023	106-101	Wot2	22-6-5	12-8-2	4-3-3	9-9-1	21-11-3	17-4-0	5-3-0	2-0-0	DNP	DNP	14-6-0
Grambling	12/22/2023	96-57	W	14-5-6	8-3-2	DNP	8-6-2	15-10-1	17-0-0	13-2-0	11-1-5	0-0-0	0-0-0	5-7-5
Quinnipiac	12/30/2023	97-72	W	16-2-4	12-1-3	10-4-1	4-8-3	11-10-3	22-3-0	8-7-1	6-1-3	0-0-0	DNP	4-9-3

Opponent	Date	Score		22	23	30	33
				ANDERSEN, B	RISHWAIN, J	KUBLICKAS, J	JOSEFSBERG
Loyola Maryland	11/06/2023	93-73	W	DNP	3-1-0	2-0-0	DNP
vs Virginia	11/10/2023	70-73	L	DNP	3-1-1	DNP	DNP
Florida A&M	11/14/2023	89-68	W	DNP	0-3-1	2-1-1	DNP
Florida St.	11/17/2023	89-68	W	DNP	DNP	0-0-0	DNP
vs Pittsburgh	11/22/2023	86-71	W	DNP	DNP	DNP	DNP
vs Baylor	11/24/2023	91-95	L	DNP	DNP	DNP	DNP
at Wake Forest	11/29/2023	71-82	L	DNP	0-0-0	DNP	DNP
Merrimack	12/05/2023	77-57	W	DNP	0-2-0	1-0-0	DNP
vs Richmond	12/09/2023	87-76	W	DNP	0-0-0	DNP	DNP
vs East Carolina	12/14/2023	70-65	W	DNP	DNP	DNP	DNP
vs Michigan	12/19/2023	106-101	Wot2	DNP	DNP	DNP	DNP
Grambling	12/22/2023	96-57	W	2-0-0	3-4-3	0-2-3	0-0-0
Quinnipiac	12/30/2023	97-72	W	DNP	4-2-1	0-0-0	DNP