

### #6/6 KENTUCKY (14-4, 4-2) at ARKANSAS (10-9, 1-5)

Saturday, Jan. 27 • 6 p.m. ET • Bud Walton Arena (19,200) • Fayetteville, Ark.  
#GoBigBlue • #LaFamilia • @KentuckyMBB

#### THE MATCHUP

**Series Breakdown**

- Overall - UK, 34-14
- In Fayetteville - UK, 10-8
- Calipari vs. UA - 14-9
- Musselman vs. UK - 3-2
- Current UK Streak - W1

---

**John Calipari**

Overall Record: 846-257\*

Record at UK: 401-117

Overall Seasons: 32nd

at Kentucky: 15th

\*on-court record

**Eric Musselman**

Overall Record: 215-85

Record at UA: 105-51

Overall Seasons: 9th

at Arkansas: 5th

#### BY THE NUMBERS

**89.9** Points per game, the highest in country

---

**76.1** Nation's-best all-time winning percentage

---

**49** SEC regular-season titles in program history

---

**37** Reeves' career-high points at Arkansas in '23

#### TALE OF THE TAPE

UK	STATISTIC	OPP.
89.9	Points Per Game	76.2
38.0	Rebounds PG	35.9
18.3	Assists PG	11.5
5.7	Blocks PG	6.6
8.1	Steals PG	5.2
9.9	Turnovers PG	11.8
.498	FG Pct.	.444
.400	3-Pt FG Pct.	.323
.751	FT Pct.	.717
+1.8	Assist-to-TO Ratio	+1.0

#### A UK WIN WOULD ...

- Improve Calipari's all-time conference record to 398-128, including 190-62 in the SEC
- Improve UK's record to 331-67 under Calipari against unranked competition
- Be the second in a row in Fayetteville
- Push UK's record to 3-2 in true road games and 5-3 overall away from Rupp Arena
- Improve UK to 4-0 following a loss

#### PREVIOUS GAME'S STARTERS

21

**D.J. WAGNER**

6-4 • 192 • GUARD • FRESHMAN  
CAMDEN, N.J. | CAMDEN HS

Averaging 12.2 points and 3.8 assists per game | Three-time SEC Freshman of the Week | Charted 14 points, six rebounds and five assists in win over North Carolina | Season-high 28 points in win over Marshall

12

**ANTONIO REEVES**

6-6 • 195 • GUARD • SENIOR  
CHICAGO | ILLINOIS STATE UNIVERSITY

2023 SEC Sixth Man of the Year | Averaging a team-high 19.2 points per game | Scored 30 points in the win at Louisville | Has double-digit points in 17 games and 20+ nine times | Wooden Award Midseason Watch List selection

1

**JUSTIN EDWARDS**

6-8 • 203 • FORWARD • FRESHMAN  
PHILADELPHIA | IMHOTEP INSTITUTE CHARTER HS

Averaging 8.1 points and 3.9 rebounds per game | Had 16 points, seven rebounds vs. TAMUC | Topped double-digit scoring in seven games | Shooting 45% from the floor | Has recorded two or more steals in five games

4

**TRE MITCHELL**

6-9 • 231 • FORWARD • GRADUATE STUDENT  
PITTSBURGH | WEST VIRGINIA UNIVERSITY

Averaging 13.6 points and 7.5 rebounds | Logging a team-high 34.0 minutes per game | Logging a career-best 3.3 assists per game | Posted 20 points and a season-high 14 rebounds vs. Missouri | Season-high 23 points vs. Georgia

2

**AARON BRADSHAW**

7-1 • 226 • FORWARD • FRESHMAN  
RAHWAY, N.J. | CAMDEN HS

Averaging 7.0 points, 4.7 rebounds and 0.9 blocks per game | Had a double-double with 17 points and 11 rebounds vs. Penn | Go-ahead 3-pointer with 1:27 to play at Florida | SEC Freshman of the Week on Jan. 8

#### STAT LEADERS

POINTS PER GAME		
UK	Antonio Reeves	19.2
ARK	Tramon Mark	17.8
REBOUNDS PER GAME		
UK	Tre Mitchell	7.5
ARK	Trevon Brazile	6.5
ASSISTS PER GAME		
UK	Reed Sheppard	4.0
ARK	Davonte Davis	2.1
STEALS PER GAME		
UK	Reed Sheppard	2.4
ARK	Tramon Mark	0.9
BLOCKS PER GAME		
UK	Ugonna Onyenso	2.2
ARK	Trevon Brazile	1.3
3-POINTERS		
UK	Antonio Reeves	46
ARK	Khalif Battle	27
FIELD-GOAL PERCENTAGE <small>(min. 100 att.)</small>		
UK	Reed Sheppard	.556
ARK	Tramon Mark	.526
FREE-THROW PERCENTAGE <small>(min. 30 att.)</small>		
UK	Antonio Reeves	.882
ARK	El Ellis	.833

#### NEED TO KNOW

UK leads the SEC with an all-time 1,050-305 record in league play and 49 regular-season titles, including six under John Calipari.

Kentucky has not played a single game at full-strength this season.

Per KenPom, Reed Sheppard leads the country in true-shooting percentage (74.7), effective field-goal percentage (72.7) and is second in 3-point field-goal percentage (54.8).

A season ago, Antonio Reeves scored a career-high 37 points in Bud Walton Arena to lead UK to an 88-79 win.

The Wildcats rank among the nation's best in scoring (1st - 89.9), assist-to-turnover ratio (4th - 1.84), 3-point percentage (8th - .400), blocks per game (9th - 5.7), assists per game (10th - 18.3) and field-goal percentage (11th - .498).

Kentucky is 3-0 in games following a loss this season and 18-3 overall over the last three seasons under John Calipari.

#### SCHEDULE

OCTOBER						
27	16/16	-/-	GEORGETOWN COLLEGE <sup>1</sup>	SECN	W, 92-69	
NOVEMBER						
2	16/16	-/-	KENTUCKY STATE <sup>4</sup>	SECN+	W, 99-53	
6	16/16	-/-	NEW MEXICO STATE	SECN	W, 86-46	
10	16/16	-/-	TEXAS A&M-COMMERCE <sup>1</sup>	SECN+	W, 81-61	
14	17/16	1/1	vs. Kansas <sup>2</sup>	ESPN	L, 89-84	
17	17/16	-/-	STONEHILL <sup>1</sup>	SECN+	W, 101-67	
20	16/16	-/-	SAINT JOSEPH'S <sup>1</sup>	SECN	W, 96-88 <sup>OT</sup>	
24	16/16	-/-	MARSHALL	SECN	W, 118-82	
28	12/12	8/8	MIAMI <sup>3</sup>	ESPN	W, 95-73	
DECEMBER						
2	12/12	-/-	UNC WILMINGTON	SECN	L, 80-73	
9	16/17	-/-	vs. Penn <sup>4</sup>	ESPN2	W, 81-66	
16	14/15	9/9	vs. North Carolina <sup>5</sup>	CBS	W, 87-83	
21	9/9	-/-	at Louisville	ESPN	W, 95-76	
29	8/10	-/-	ILLINOIS STATE	SECN	W, 96-70	
JANUARY						
6	6/6	-/-	at Florida*	ESPN	W, 87-85	
9	6/6	-/-	MISSOURI*	ESPN	W, 90-77	
13	6/6	-/-	at Texas A&M*	ESPN	L, 97-92 <sup>OT</sup>	
17	8/10	RV/NR	MISSISSIPPI STATE*	ESPN2	W, 90-77	
20	8/10	-/-	GEORGIA*	SECN	W, 105-96	
23	6/6	-/-	at South Carolina*	SECN	L, 79-62	
27	6/6	-/-	at Arkansas*	ESPN	6 p.m.	
31	-/-	-/-	FLORIDA*	ESPN	8 p.m.	
FEBRUARY						
3	-/-	-/-	TENNESSEE*	ESPN	8:30 p.m.	
6	-/-	-/-	at Vanderbilt*	SECN	8:30 p.m.	
10	-/-	-/-	GONZAGA	CBS	4 p.m.	
13	-/-	-/-	OLE MISS*	ESPN	9 p.m.	
17	-/-	-/-	at Auburn*	ESPN	6 p.m.	
21	-/-	-/-	at LSU*	ESPN	9 p.m.	
24	-/-	-/-	ALABAMA	CBS	4 p.m.	
27	-/-	-/-	at Mississippi State*	ESPN	7 p.m.	
MARCH						
2	-/-	-/-	ARKANSAS*	CBS	1:30 p.m.	
6	-/-	-/-	VANDERBILT*	SECN	9 p.m.	
9	-/-	-/-	at Tennessee*	CBS	4 p.m.	

#### BROADCAST INFO

All times Eastern | \*SEC conference game | HOME GAMES IN CAPS  
<sup>1</sup> Exhibition game  
<sup>2</sup> Wildcat Challenge presented by Kentucky Tourism (Rupp Arena | Lexington, Ky.)  
<sup>3</sup> Champions Classic (United Center | Chicago)  
<sup>4</sup> ACC/SEC Challenge (Rupp Arena | Lexington, Ky.)  
<sup>5</sup> Wells Fargo Center | Philadelphia  
<sup>6</sup> CBS Sports Classic (State Farm Arena | Atlanta)

**TELEVISION**

Play-by play: Dan Shulman  
Analyst: Jay Bilas  
Sideline: Jess Sims

---

**UK RADIO**

Play-by play: Tom Leach  
Analyst: Jack Givens









---

**SATELLITE RADIO**

UK Radio on Sirius: -84 and on the SiriusXM App

# TV CHART

							
<b>0</b> <b>ROB DILLINGHAM</b>	<b>1</b> <b>JUSTIN EDWARDS</b>	<b>2</b> <b>AARON BRADSHAW</b>	<b>3</b> <b>ADOU THIERO</b>	<b>4</b> <b>TRE MITCHELL</b>	<b>12</b> <b>ANTONIO REEVES</b>	<b>13</b> <b>GRANT DARBYSHIRE</b>	<b>14</b> <b>BRENNAN CANADA</b>
<b>Freshman Guard</b> 6-3   176 Hickory, N.C. Overtime Elite	<b>Freshman Guard</b> 6-8   203 Philadelphia Imhotep Institute Charter HS	<b>Freshman Forward</b> 7-1   226 Rahway, N.J. Camden HS	<b>Sophomore Guard</b> 6-8   222 Pittsburgh Quaker Valley HS <i>(ah-DO THEE-air-oh)</i>	<b>Graduate Student Forward</b> 6-9   231 Pittsburgh West Virginia Univ.	<b>Senior Guard</b> 6-6   195 Chicago Illinois State Univ.	<b>Sophomore Guard</b> 6-3   190 Cincinnati Sycamore HS	<b>Graduate Student Forward</b> 6-5   200 Mount Sterling, Ky. George Rogers Clark HS

							
<b>15</b> <b>REED SHEPPARD</b>	<b>20</b> <b>JOEY HART</b>	<b>21</b> <b>D.J. WAGNER</b>	<b>22</b> <b>WALKER HORN</b>	<b>23</b> <b>JORDAN BURKS</b>	<b>25</b> <b>KAREEM WATKINS</b>	<b>33</b> <b>UGONNA ONYENSO</b>	<b>44</b> <b>ZVONIMIR IVIŠIĆ</b>
<b>Freshman Guard</b> 6-3   187 London, Ky. North Laurel HS	<b>Freshman Guard</b> 6-5   203 Linton, Ind. Linton-Stockton HS	<b>Freshman Guard</b> 6-4   192 Camden, N.J. Camden HS	<b>Sophomore Guard</b> 6-3   190 Austin, Texas Westlake HS	<b>Freshman Forward</b> 6-8   202 Decatur, Ala. Overtime Elite	<b>Senior Guard</b> 5-8   175 Camden, N.J. Kingsway Regional HS	<b>Sophomore Forward</b> 7-0   247 Owerri, Imo State, Nigeria Putnam Science Acad. <i>(ooo-GAH-na ON-yen-so)</i>	<b>Freshman Forward</b> 7-2   234 Vodice, Croatia <i>(ZVON-uh-meer EE-vee-sitch)</i>

					
<b>JOHN CALIPARI</b>	<b>BRUISER FLINT</b>	<b>ORLANDO ANTIGUA</b>	<b>CHIN COLEMAN</b>	<b>CHUCK MARTIN</b>	<b>JOHN WELCH</b>
<b>Head Coach</b> 15th Season <i>(cal-uh-PEAR-ee)</i>	<b>Assoc. to the HC</b> Fourth season at UK Third season as associate to the head coach	<b>Associate Coach</b> Eighth season at UK Third season as associate	<b>Assistant Coach</b> Third season at UK Third season as assistant	<b>Assistant Coach</b> First season at UK First season as assistant	<b>Assistant Coach</b> First season at UK First season as assistant

## Alphabetical Roster

NO.	NAME	POS.	HT.	WT.	CL.	HOMETOWN (PREVIOUS SCHOOL)
2	Aaron Bradshaw	F	7-1	226	Fr.	Rahway, N.J. (Camden HS)
23	Jordan Burks	F	6-8	202	Fr.	Decatur, Ala. (Overtime Elite)
14	Brennan Canada	F	6-5	200	Gr.	Mount Sterling, Ky. (George Rogers Clark HS)
13	Grant Darbyshire	G	6-3	190	So.	Cincinnati (Sycamore HS)
0	Rob Dillingham	G	6-3	176	Fr.	Hickory, N.C. (Overtime Elite)
1	Justin Edwards	G	6-8	203	Fr.	Philadelphia (Philadelphia Imhotep Institute HS)
20	Joey Hart	G	6-5	203	Fr.	Linton, Ind. (Linton-Stockton HS)
22	Walker Horn	G	6-3	190	So.	Austin, Texas (Westlake HS)
44	Zvonimir Ivišić	F	7-2	234	Fr.	Vodice, Croatia
4	Tre Mitchell	F	6-9	231	Gr.	Pittsburgh (West Virginia University)
33	Ugonna Onyenso	F	7-0	247	So.	Owerri, Imo State, Nigeria (Putnam Science Acad.)
12	Antonio Reeves	G	6-6	195	Sr.	Chicago (Illinois State University)
15	Reed Sheppard	G	6-3	187	Fr.	London, Ky. (North Laurel HS)
3	Adou Thiero	G	6-8	222	So.	Pittsburgh (Quaker Valley HS)
21	D.J. Wagner	G	6-4	192	Fr.	Camden, N.J. (Camden HS)
25	Kareem Watkins	G	5-8	175	Sr.	Camden, N.J. (Kingsway Regional HS)

## On the Bench

**Head Coach:** John Calipari (Clarion, 1982)  
**Associate to the Head Coach:** James "Bruiser" Flint (St. Joseph's, 1987)  
**Associate Coach:** Orlando Antigua (Pittsburgh, 1995)  
**Assistant Coaches:** Ronald "Chin" Coleman (Lamar, 1997), Chuck Martin (Monmouth, 1993), John Welch (UNLV, 1986)  
**Assoc. AD/Basketball Operations:** Chris Woolard (UCLA, 1997)  
**Director of Basketball Admin.:** Will Barton (Kentucky, 2013)  
**Assistant to the Head Coach and Director of Player Development:** Brett Rybak (Otterbein, 2008)  
**Strength and Conditioning Coach:** Brady Welsh (Eastern Illinois, 2015)  
**Head Athletic Trainer:** Geoffrey Staton (North Carolina, 2007)  
**Equipment Manager:** Mark Evans (Kentucky, 2013)



# POLLS, STATS, MEDIA INFO

## Weekly Media Schedule

*all times ET unless indicated otherwise*

<b>27 Sat.</b> at Arkansas 6 p.m.   ESPN	<b>28 Sun.</b> Off Day No media availability	<b>29 Mon.</b> Practice 3 p.m. UK Healthcare John Calipari Radio Show   6 p.m.	<b>30 Tue.</b> Practice 3 p.m. UK assistant coach media availability   TBD	<b>31 Wed.</b> vs. Florida 8 p.m.   ESPN	<b>1 Thu.</b> Practice 3 p.m. No media availability	<b>2 Fri.</b> Practice 3 p.m. UK players media availability   TBD
--	--	---	---	--	---	--

### Communications & PR Staff



#### Deb Moore

Senior Associate Director  
 Cell - 859.559.5781  
 Email - deb.moore@uky.edu



#### Greg Welsh

Assistant Director  
 Cell - 215.990.0199  
 Email - gregory.welsh@uky.edu

### Media Information

#### CREDENTIAL REQUESTS

Requests for single-game credentials will open **14** days prior to the deadline date and close **five** days prior to game day online at [sportssystem.com/Kentucky](http://sportssystem.com/Kentucky).

#### CREDENTIAL CRITERIA

The University of Kentucky's decision to issue credentials to a media outlet for the purposes of covering a UK event online and/or away event is determined by a variety of factors. They include the following:

- Priority is given to outlets based on circulation size/household reach/unique site visitors
- Additional consideration is based on amount of original content generated, number of full-time employees of the outlet, length of existence of the outlet and the journalist experience of the reporter(s)
- Attendance at Kentucky media sessions, including Olympic sport opportunities and the intention/ability to cover all 22 sports at Kentucky both at home and on the road, also is considered
- Professionalism, which includes is not limited to conduct at games, press conferences, practices, on social media, etc.

Being granted credentials at another institution/event does not equate to meeting the criteria for the University of Kentucky. Being granted credentials for one UK event does not guarantee approval for other UK events. The University of Kentucky has the right to deny or revoke credentials under its own discretion. Credentialing also is dependent on space availability.

#### INTERVIEW POLICIES-GENERAL

All interviews with University of Kentucky basketball players or staff members must be arranged through the Communications and Public Relations office. Media should never contact a player or coach directly.

The Wildcat Coal Lodge, dormitories, team locker rooms and other team quarters are private team areas. Media members are not permitted in these areas unless accompanied by appropriate university personnel.

#### PRACTICE/PRESS CONFERENCES

Other than announced exceptions, UK basketball practices are closed to the media.

Player interviews are conducted pregame weekly and will be available to all UK media. UK will accept requests for player interviews, but they must be submitted 24 hours prior to the scheduled availability.

Coach John Calipari will meet with members of the media at least once a week in the Memorial Coliseum Media Room.

Game-day shoot-arounds are closed to the media.

#### TELEPHONE PLAYER INTERVIEWS

Telephone interviews are available to the media on a call-back basis. Individual player and coach telephone numbers will not be given to members of the media.

Players are instructed not to conduct interviews when contacted directly by telephone. The Communications and Public Relations office will arrange for telephone interviews at a time most convenient for the student-athlete.

Other special requests are handled on a case-by-case basis.

#### POSTGAME INTERVIEWS

Following each game, there is a cooling-off period, during which time the players shower and dress. Approximately 10 minutes after the game ends, Coach Calipari conducts his postgame press conference while a player speaks to the UK Sports Network.

Following Coach Calipari's press conference in the Rupp Arena interview room and the cooling-off period, selected UK players are available in the interview room.

### The Polls

#### Associated Press Top 25 Jan. 22

1. UConn (44)
2. Purdue (17)
3. North Carolina
4. Houston
5. Tennessee
6. **Kentucky**
7. Kansas
8. Auburn
9. Arizona
10. Illinois
11. Oklahoma
12. Duke
13. Wisconsin
14. Marquette
15. Baylor
16. Dayton
17. Creighton
18. Utah State
19. Memphis
20. Texas Tech
21. BYU
22. Florida Atlantic
23. Iowa State
24. Colorado State
25. New Mexico

**Receiving Votes:** Seton Hall, San Diego State, Kansas State, Alabama, TCU, Ole Miss, Princeton, Utah, Texas, Boise State, Florida, Gonzaga, Grand Canyon, Michigan State, Saint Mary's, NC State, San Francisco, Indiana State, Samford, McNeese State, Colorado

#### USA Today Coaches Poll Jan. 22

1. UConn (24)
2. Purdue (8)
3. North Carolina
4. Houston
5. Tennessee
6. **Kentucky**
- Auburn
8. Kansas
9. Arizona
10. Wisconsin
11. Illinois
12. Duke
13. Oklahoma
14. Baylor
15. Marquette
16. Creighton
17. Dayton
18. Iowa State
19. BYU
20. Utah State
21. Texas Tech
22. Memphis
23. Colorado State
24. Florida Atlantic
25. New Mexico

**Receiving Votes:** San Diego State, Alabama, Seton Hall, Gonzaga, TCU, Texas, Clemson, Kansas State, Princeton, Utah, Saint Mary's, Boise State, Indiana State, Grand Canyon, Ole Miss, James Madison, Michigan State

### UK in the Rankings

#### Team Rankings

Category	Stat	SEC [NCAA]
Scoring	89.9	1st [1st]
Scoring Defense	77.3	13th [305th]
Scoring Margin	+12.6	4th [32nd]
Free-Throw %	.751	5th [50th]
Field-Goal %	.498	1st [11th]
Field-Goal % Def.	.424	9th [123rd]
3-Point FG %	.400	1st [8th]
3-Point FG % Def.	.320	7th [108th]
Rebounds Per Game	38.00	10th [90th]
Opponent Rebs. Per Game	36.67	10th [90th]
Rebounding Margin	+1.3	8th [168th]
Blocks Per Game	5.7	4th [9th]
Assists Per Game	18.3	1st [10th]
Steals Per Game	8.1	6th [67th]
Turnover Margin	+2.9	3rd [45th]
Assist-to-TO Ratio	+1.84	1st [4th]
Off. Rebs. Per Game	9.78	12th [244th]
Def. Rebs. Per Game	28.22	1st [26th]
Def. Rebound %	.712	8th
Off. Rebound %	.279	10th
3-Point FG Per Game	9.9	2nd [25th]

#### Individual Rankings

Category/Player	Stat	SEC [NCAA]
Assist-to-TO Ratio/Sheppard	2.67	4th [51st]
Assist-to-TO Ratio/Wagner	2.46	5th [72nd]
Assist-to-TO Ratio/Mitchell	2.40	6th [81st]
Assist-to-TO Ratio/Dillingham	2.03	12th [143rd]
Assists Per Game/Sheppard	4.0	4th [137th]
Assists Per Game/Dillingham	3.8	8th [170th]
Assists Per Game/Wagner	3.8	10th [185th]
Assists Per Game/Mitchell	3.3	14th [275th]
Blocks Per Game/Mitchell	1.28	8th [145th]
Double-Double/Mitchell	3	6th [174th]
Double-Double/Bradshaw	1	17th [403rd]
Double-Double/Sheppard	1	17th [403rd]
Double-Doubles/Thiero	1	17th [403rd]
Double-Doubles/Wagner	1	17th [403rd]
Field-Goal %/Reeves	.506	7th [111th]
Field-Goal %/Dillingham	.462	12th [202nd]
Free-Throw %/Reeves	.882	2nd [36th]
Free-Throw %/Mitchell	.754	21st [317th]
Minutes Per Game/Mitchell	33:59	2nd [109th]
Points Per Game/Reeves	19.2	3rd [41st]
Def. Rebs. Per Game/Mitchell	5.67	2nd [92nd]
Rebounds Per Game/Mitchell	7.5	4th [136th]
Steals Per Game/Sheppard	2.39	1st [16th]
Steals Per Game/Dillingham	1.33	18th [342nd]
3-Point %/Reeves	.426	1st [25th]
3-Pointers Per Game/Reeves	2.56	2nd [87th]
3-Pointers Per Game/Sheppard	2.22	8th [177th]

*\*as of Jan. 24*

### Upcoming in the SEC

#### Jan. 27-Feb. 3

Contest	Time	TV Network
<b>Saturday, Jan. 27</b>		
Georgia at Florida	Noon	ESPN2
Missouri at South Carolina	1 p.m.	SEC Network
Auburn at Mississippi State	3:30 p.m.	SEC Network
<b>Kentucky at Arkansas</b>	<b>6 p.m.</b>	<b>ESPN</b>
Tennessee at Vanderbilt	6 p.m.	SEC Network
LSU at Alabama	8 p.m.	ESPN
Ole Miss at Texas A&M	8:30 p.m.	SEC Network
<b>Tuesday, Jan. 30</b>		
South Carolina at Tennessee	6:30 p.m.	SEC Network
Mississippi State at Ole Miss	8:30 p.m.	SEC Network
<b>Wednesday, Jan. 31</b>		
Alabama at Georgia	6:30 p.m.	SEC Network
<b>Florida at Kentucky</b>	<b>8 p.m.</b>	<b>ESPN</b>
Arkansas at Missouri	8:30 p.m.	SEC Network
Vanderbilt at Auburn	9 p.m.	ESPN2
<b>Saturday, Feb. 3</b>		
Arkansas at LSU	Noon	ESPN/2
South Carolina at Georgia	1 p.m.	SEC Network
Missouri at Vanderbilt	3:30 p.m.	SEC Network
Florida at Texas A&M	4 p.m.	ESPN2
Auburn at Ole Miss	6 p.m.	SEC Network
<b>Tennessee at Kentucky</b>	<b>8:30 p.m.</b>	<b>ESPN</b>
Mississippi State at Alabama	8:30 p.m.	SEC Network

*\*as of Jan. 24*



# NOTES

## Honoring the Cats

### Aaron Bradshaw

- SEC Freshman of the Week (Jan. 8)
- Kareem Abdul-Jabbar Award Watch List

### Justin Edwards

- Wooden Award preseason Player of the Year watch list
- Sporting News Preseason Third-Team All-America
- Naimith Trophy preseason Watch List
- Preseason First-Team All-SEC (media)
- Preseason Second-Team All-SEC (coaches)
- Julius Erving Award Watch List

### Antonio Reeves

- Dick Vitale National Player of the Week (Jan. 22)
- Midseason Wooden Award Watch List
- Bluegrass Sports Commission MVP of Kentucky-Louisville Game (Dec. 21)
- Preseason First-Team All-SEC (coaches)
- Preseason Second-Team All-SEC (media)
- Jerry West Award Preseason Watch List

### Reed Sheppard

- Midseason Wooden Award Watch List
- SEC Freshman of the Week (Dec. 26)
- SEC Freshman of the Week (Dec. 4)

### D.J. Wagner

- Bob Cousy Award Preseason Watch List
- SEC Freshman of the Week (Jan. 22)
- SEC Freshman of the Week (Dec. 18)
- SEC Freshman of the Week (Nov. 27)

## Clutch Free Throws

Free throws during a two-possession game (six points or less) at any point with 3:00 or less to play or overtime:

Player	FTs	Pct.
Justin Edwards	2-2	1.000
Reed Sheppard	11-12	.917
D.J. Wagner	5-6	.833
Aaron Bradshaw	4-7	.571
Tre Mitchell	5-9	.556
Rob Dillingham	2-4	.500
Ugonna Onyenso	2-4	.500
Adou Thiero	0-2	.000
<b>Kentucky</b>	<b>31-45</b>	<b>.689</b>

## All-Time Winningest Schools

SCHOOL	WINS
1. Kentucky	2,389
2. Kansas	2,386
3. North Carolina	2,359
4. Duke	2,287
5. UCLA	1,995
6. Syracuse	1,986
7. Temple	1,985
8. Notre Dame	1,957
9. St. John's	1,934
10. Indiana	1,924

\*As of Jan. 23, 2024

## Last Time Out: South Carolina Recap

Rob Dillingham came off the bench to score 16 points, but No. 6 Kentucky fell at South Carolina 79-62 on Tuesday night.

Antonio Reeves scored 15 for the Cats, despite hitting just 6 of 18 from the floor. Tre Mitchell had 13 points and five rebounds for UK. Kentucky's 62 points are the fewest for the Cats in a game all season.

Kentucky scored the first four points of the game, but South Carolina answered with the next seven to take a 7-4 lead.

The Gamecocks would lead 10-6 before Kentucky went on an 11-2 run, sparked by Dillingham, to lead 17-12. After South Carolina got a three from Jacobi Wright, Dillingham hit a three to give UK a 20-15 advantage with 9:04 left in the half.

A Zvonimir Ivisic free throw gave the Cats a 21-16 lead, but the Gamecocks went on an 11-2 run to take a 27-23 lead with 3:21 remaining in the first half. Kentucky would get a Dillingham jumper to get within two, 27-25, but the Cats did not score for the remainder of the half and South Carolina took a 33-25 lead into the break. The 25 points marked Kentucky's lowest scoring half of the season. Dillingham led all scorers with 11 points in the first half.

Reeves scored the first four points of the second half to get the Cats within four, 33-29. But B.J. Mack answered with a three and South Carolina led 36-29.

The Gamecocks would lead 38-31 before the Cats got a three from Reeves to cut the deficit to four. After a South Carolina basket, Mitchell scored four in a row to get UK within two, 40-38. However, the Gamecocks scored the next five points to re-establish a seven-point lead, 45-38. That was part of a 13-2 run that gave South Carolina a 53-40 advantage with 11:32 to play.

The South Carolina run continued. After a D.J. Wagner basket, the Gamecocks went on a 9-2 run to take a 62-44 lead with 7:49 remaining. South Carolina would lead by as many as 20 in the second half.

## John Calipari Captures Win No. 400 as UK's Head Coach

Kentucky head coach John Calipari claimed his 400th win as UK's head coach on Jan. 17, 2024 in a 90-77 victory over Mississippi State. His record now stands at 401-117.

- With that win, Calipari became the third-fastest active head coach to 400 wins at a single program, trailing only Bill Self (Kansas - 484 games) and Mark Few (Gonzaga - 499 games). Calipari needed just 516 games to reach the 400-win plateau, and in Division I history he reached that milestone in the eighth-fewest games. Adolph Rupp in just 477 games was the fastest to achieve the feat.

- Among active head coaches, Calipari leads:

- With 110 victories at the Associated Press No. 1 team
- Six wins against AP No. 1 ranked teams
- Most NCAA Tournament wins (57)
- Most Sweet 16 appearances (15)
- Most 20-win seasons (27)
- Most 30-win seasons (10)
- Most wins in overtime (33-18 record)

## Running, Gunning and Sharing ... Oh, My!

To say that Kentucky is clicking offensively would be an understatement.

- UK has scored at least 81 points in all but two games this season.
- This is the first UK team to score at least 81 points in 16 of its first 17 games of a season in program history.
- UK is averaging 89.9 points per game for the season. That ranks first in the country.
- Kentucky scored a Calipari-era record 118 points against Marshall.
- The Wildcats also put up a Rupp Arena-record 69 points in the opening half against the Thundering Herd.
- Kentucky's 95 points at Louisville are the most the Cardinals have ever surrendered at home at the KFC Yum! Center.
- The Wildcats' 90 points against Missouri were the most in an SEC game since scoring 90 in a 90-81 win over Alabama on Feb. 19, 2022.
- Kentucky scored 90 or more in four straight SEC games (Missouri, at Texas A&M, Mississippi State and Georgia) for the first time since scoring 107 at Vanderbilt (Jan. 4, 1994), 90 at Georgia (Jan. 8, 1994), 96 vs. Ole Miss (Jan. 12, 1994) and 93 vs. Tennessee (Jan. 15, 1994).
- The Wildcats scored 90 points against Mississippi State at home. It was the most the Bulldogs (a top-10 KenPom defense)

has surrendered to date this season.

- They're playing at a fast pace, averaging just 15.4 seconds per possession which ranks 20th in the country.
- UK is logging 15.89 fast-break points per game. That mark is the 12th best in the nation.
- Kentucky made at least 12 3-pointers in four straight games (Kansas, Stonehill, Saint Joseph's, Marshall) for the first time since December of 1989. UK has made at least eight in all but five games this season.
- The Wildcats are averaging 9.9 made 3s per game. That is the 19th-best nationally.
- It's 3-point percentage (.400) ranks eighth in the country.
- UK has five players averaging double-figure points.
- Five Wildcats have multiple 20-point scoring efforts.
- The Wildcats rank fifth in the country with a 1.85 assist-to-turnover ratio.
- Kentucky is dishing out 18.3 assists per game, ranking 11th in the country in that category. Four players have 60 or more assists (3.3 per game) thus far.
- Per KenPom, UK's offensive efficiency ranks fourth.
- Per KenPom, UK's effective field-goal percentage ranks sixth and its turnover percentage is fourth in the nation.
- Per KenPom, Reed Sheppard's true shooting-percentage is first in the nation, his effective field-goal percentage is first, while his 3-point percentage is second. His offensive rating is 14th, Tre Mitchell's is 66th and Antonio Reeves is 96th.

## Associated Press Poll All-Time Leader

Not only is Kentucky the nation's all-time wins leader and the team with the best all-time winning percentage, it has been ranked in the Associated Press more than any other program.

Kentucky has been ranked in the AP poll during 961 weeks in the poll's 75-year history. North Carolina (948), Duke (884), Kansas (851) and UCLA (737) round out the top five.

The Wildcats were ranked No. 1 for the first time in the second month of the poll in Feb. 1949. UK has played a total of 252 games as the nation's top-ranked team, including 77 under current coach John Calipari.

## Cats Yet to be at Full Strength

Eighteen games into the 2023-24 season, the Wildcats have yet to be at full strength. Between offseason injuries to Aaron Bradshaw and Ugonna Onyenso, eight games missed by Adou Thiero and Zvonimir Ivišić not being available until Jan. 20, this team has yet to have every piece available.

**Aaron Bradshaw:** Missed the team's first seven games recovering from offseason foot surgery. He returned to action Dec. 2 vs. UNC Wilmington

**Zvonimir Ivišić:** Missed the team's first 16 games of the season and was cleared to play for the Georgia game on Jan. 20

**Ugonna Onyenso:** Missed the team's first nine games recovering from offseason foot surgery. He returned to action Dec. 16 vs. North Carolina

**Adou Thiero:** Has missed eight total games this season, including each of the last seven games. He has not played since Dec. 21 at Louisville

**D.J. Wagner:** UK's everyday starter at point guard, he missed UK's game against UNC Wilmington with an ankle injury he suffered late in the first half against Miami

## Shai Gilgeous-Alexander Tabbed 2024 NBA All-Star Starter

Shai Gilgeous-Alexander, who starred for Kentucky men's basketball in the 2017-18 season, was selected as an NBA All-Star starter for the first time, as announced on TNT, Thursday night. The Oklahoma City Thunder guard was chosen by virtue of a combined vote from fans, players and media.

The selection marks the second career All-Star nod for Gilgeous-Alexander, who is averaging 31.1 points per game to go along with 6.4 assists, 5.6 rebounds and 2.3 steals per contest this season. He ranks fourth in the league in scoring and first in steals in 43 games played, while his rebound, assist and steal averages are all career-high marks.

Gilgeous-Alexander is the fifth player under John Calipari to be picked as an NBA All-Star game starter joining Anthony Davis (four-time), Derrick Rose (from Memphis, two-time), John Wall and DeMarcus Cousins.

He averaged 14.4 points per game and 5.1 assists for the Wildcats during the 2017-18 season. Gilgeous-Alexander helped the Wildcats to an SEC Tournament crown and was MVP. Addition-



# NOTES

## 2023-24 Lead-Deficit Comparison

Opponent	Biggest Lead	Biggest Deficit	Biggest Run	Changes	Ties	Led	Trailed	Result
NEW MEXICO ST.	40 (2nd)	4 (1st)	17-0	2	0	36:41	3:01	W, 86-46
A&M-COMMERCE	22 (2nd)	13 (1st)	9-0	1	0	27:41	11:20	W, 81-61
vs. Kansas	14 (2nd)	9 (1st)	8-0	10	8	18:58	15:29	L, 89-84
STONEHILL	37 (2nd)	6 (1st)	14-0	3	1	35:46	3:45	W, 101-67
SAINT JOSEPH'S	9 (2nd)	5 (1st)	8-0	3	8	33:05	7:23	W, 96-88 <sup>OT</sup>
MARSHALL	41 (2nd)	2 (1st)	10-0	2	0	38:07	1:18	W, 118-82
MIAMI	29 (2nd)	6 (1st)	10-0	3	3	28:37	9:54	W, 95-73
UNC WILMINGTON	6 (2nd)	14 (1st)	9-0	4	2	4:27	34:30	L, 80-73
vs. Penn	17 (2nd)	-	10-0	-	2	37:41	0:00	W, 81-66
vs. North Carolina	12 (2nd)	1 (2nd)	8-0	2	3	37:13	0:16	W, 87-83
at Louisville	26 (2nd)	5 (1st)	12-0	7	4	33:14	4:31	W, 95-76
ILLINOIS STATE	28 (2nd)	4 (1st)	9-0	5	2	33:52	4:36	W, 96-70
at Florida	5 (2nd)	11 (1st)	7-0	4	7	5:25	28:35	W, 87-85
MISSOURI	15 (2nd)	2 (1st)	7-0	4	2	37:37	0:57	W, 90-77
at Texas A&M	7 (2nd)	11 (1st)	7-0	8	11	11:59	27:33	L, 97-92 <sup>OT</sup>
MISSISSIPPI STATE	20 (1st)	3 (1st)	13-0	2	1	37:37	1:06	W, 90-77
GEORGIA	28 (2nd)	3 (1st)	11-0	3	2	34:11	4:59	W, 105-96
at South Carolina	5 (1st)	20 (2nd)	6-0	5	2	7:09	29:25	L, 79-62
at Arkansas	-	-	-	-	-	-	-	-
FLORIDA	-	-	-	-	-	-	-	-
TENNESSEE	-	-	-	-	-	-	-	-
at Vanderbilt	-	-	-	-	-	-	-	-
GONZAGA	-	-	-	-	-	-	-	-
OLE MISS	-	-	-	-	-	-	-	-
at Auburn	-	-	-	-	-	-	-	-
at LSU	-	-	-	-	-	-	-	-
ALABAMA	-	-	-	-	-	-	-	-
at Mississippi State	-	-	-	-	-	-	-	-
ARKANSAS	-	-	-	-	-	-	-	-
VANDERBILT	-	-	-	-	-	-	-	-
at Tennessee	-	-	-	-	-	-	-	-
<b>BIGGEST/MOST</b>	<b>41</b>	<b>20</b>	<b>17-0</b>	<b>10</b>	<b>11</b>	<b>38:07</b>	<b>34:30</b>	
<b>TOTALS</b>						<b>498:20</b>	<b>188:38</b>	

ally, he was an All-SEC Second Team and All-SEC Freshman Team honoree. In postseason action, Gilgeous-Alexander averaged 20.7 points, 6.3 assists, 5.7 rebounds and 2.0 steals per game in the SEC and NCAA Tournaments combined. He was then drafted 11th overall by the Hornets before his draft rights were traded to the Clippers.

Kentucky has enjoyed unprecedented success at putting players in the NBA under Calipari. In the 14-plus seasons of the Calipari era, 47 players have been selected in the NBA Draft, more than any other school. Included in the recent run are 35 first-round picks, three No. 1 overall selections (Anthony Davis, Karl-Antony Towns and John Wall) and 23 lottery selections. A staggering 26 players from Kentucky were on 2023-24 NBA opening-day rosters (including two-way and inactive lists), the most of any school.

Calipari's players are not only reaching the next level, but they are also succeeding when they do. Since 2010, nine Calipari-coached players have garnered 33 All-Star selections with the latest picks. Derrick Rose (from Memphis) was named league MVP in 2011. Nine of his players have been tabbed All-NBA (Devin Booker, DeMarcus Cousins, De'Aaron Fox, Gilgeous-Alexander, Julius Randle, Rose, John Wall, Anthony Davis, and Karl-Anthony Towns), three have been named NBA Rookie of the Year (Rose, Tyreke Evans and Towns), Randle was tabbed the NBA's Most Improved Player in 2021, Tyler Herro won NBA Sixth Man of the Year in 2022 and 15 players from Calipari's first 12 teams at Kentucky have made the NBA All-Rookie teams.

Among all active collegiate coaches, Calipari has more total players (nine) and more total All-Star selections (33) than any other coach.

### S-E-C! S-E-C! S-E-C!

Kentucky is the Southeastern Conference's gold standard. Since the SEC's inception in 1932-33, the Wildcats are the most dominant team in the league, recording a 1,050-305 mark (77.5%) in regular-season conference play. Only Alabama has won more than 800 regular-season SEC games and no other team owns a better winning percentage.

- UK has averaged 11.6 wins and only 3.4 losses per season in 90 seasons in the SEC
- Kentucky has won 49 SEC regular-season titles and 31 SEC Tournament championships
- Kentucky is 12-3 in the opening game of the SEC season under John Calipari and 14-1 in the first home league opener. UK is 70-20 all-time in SEC openers
- The Wildcats have won 16 of the last 30 SEC Tournaments (the 2020 one was not played because of the COVID-19 pandemic)
- UK has captured at least a share of six of the last 14 SEC regular-season championships under John Calipari
- Kentucky has played in the championship game of the SEC Tournament in eight of Calipari's 13 tourneys, winning six times (2020 tournament not played because of COVID)
- UK won its 1,000th game in SEC regular-season action vs. Alabama on Jan. 11, 2020. Kansas has won 1,000 conference games when combining its records in the Big 6, Big 7, Big 8 and Big 12, but no other team in the country had won 1,000 or more regular-season league games in one conference alone
- Eight teams made the 2023 NCAA Tournament field
- The SEC has had 43 NCAA Tournament selections over the last six tournaments
- The SEC went 9-8 in NCAA Tournament games in 2023. SEC teams were 87-57 (60.4%) in the NCAA tourney since 2012
- The league has advanced at least one team to the Elite Eight in 10 of the last 13 tournaments and nine different SEC teams have advanced to the Sweet Sixteen in the last six NCAA Tournaments
- As of the Jan. 22 Associated Press Top 25, the SEC has three teams ranked in the top 25 with three more receiving votes

### Playing the New Role of Underdog

Led by 15th-year head coach John Calipari, Kentucky was picked fourth in the Southeastern Conference Preseason Poll, behind Tennessee, Texas A&M and Arkansas. Freshman Justin Edwards was named to the preseason All-SEC First Team, while senior Antonio Reeves garnered preseason All-SEC Second Team laurels by the media. The coaches voted Reeves to the first team and Edwards to the early-season second team.

- UK has won the regular-season title 49 times in the history of the program
- Kentucky has captured the SEC Tournament crown 31 times
- Calipari has directed his teams to regular-season SEC crowns in 2010, 2012, 2015, 2016, 2017 and 2020
- Kentucky has claimed the SEC Tournament title six times under his direction in 2010, 2011, 2015, 2016, 2017 and 2018



# NOTES

## Calipari Leading the Way in SEC Play

John Calipari leads the way among all current SEC head coaches in 2023-24 in career wins, league victories and titles. He is also ascending the all-time charts in league history:

- With 401 victories as UK's head coach, he's one of only four coaches to amass 400 or more wins at an SEC program. Adolph Rupp (875), Billy Donovan (467) and Dale Brown (448) are the others
- Calipari is fifth all-time in SEC regular-season wins with 189. Rupp (397) has the most. C.M. Newton is fourth with 195. Donovan (200) and Brown (238) are the others ahead of Calipari
- Calipari is 24-7 in the SEC Tournament. His 24 victories are tied with Tubby Smith for the third-most in tournament history. Only Donovan (27) and Wimp Sanderson (25) have more
- Calipari has won six SEC Tournament titles. Only Alabama (8) has more in program history than Calipari has won in total
- From his time at UMass, Calipari ranks ninth in total wins (193) and eighth in wins in Atlantic 10 regular-season play (91). In his time at Memphis, Calipari accumulated the second-most total victories (252) and the most regular-season wins (133) in Conference USA history

## Cats Give Back

As part of the University of Kentucky's commitment to the people of the Commonwealth and Big Blue Nation around the globe, the Wildcats continue to give back to those in need.

- Dating back to his time at Memphis, John Calipari has worked with local businesses to partner and help families (usually around 10-12 families) in need for the holidays. Families are identified by local leaders and are uplifted with gifts, gift cards, food for the holidays and even rent checks. UK players helped host a reception with a holiday meal and Christmas carols sung on Dec. 17 to continue Calipari's tradition
- Kentucky spent Thanksgiving serving lunch to people in need alongside the Salvation Army
- The Wildcats spent time at Philadelphia's Philabundance packing boxes of food prior to their game vs. Penn
- All ticket revenue from the Cats' annual Blue-White Game, went to Team Kentucky benefiting people in the state of Kentucky who have been impacted by devastating flooding and toradoes during the past two years.
- Kentucky's men's and women's basketball team partnered with the Mamba and Mambacita Foundation to host a youth skills academy for underprivileged local boys and girls for the second straight season

## The Winner is ... D.J. Wagner!

The Wildcats garnered their sixth Southeastern Conference weekly award on Jan. 22 when D.J. Wagner was tabbed the league's top-performing freshman for the third time this season. Wagner averaged 12.5 points and 6.0 assists per game as UK earned victories over both Mississippi State and Georgia to improve to 14-3 overall and 4-1 in the SEC. The Camden, New Jersey, native posted his first-career double-double in the win over Georgia, tallying 18 points and a career-high 10 assists while going 8 of 12 from the field.

Kentucky has dominated the weekly SEC awards with John Calipari at the helm. UK has won more weekly SEC honors (131) than any other school during the Calipari era, including 100 SEC Freshman of the Week awards and 31 SEC Player of the Week honors.

Additional honors this season:

- Bradshaw was the Freshman of the Week on Jan. 8 after scoring 10 points in the final 9:05 of UK's 87-85 win over Florida.
- Sheppard was the Freshman of the Week on Dec. 4 after he averaged 23.0 points, 7.0

rebounds and 5.0 assists per game against No. 8 Miami and UNC Wilmington. He won for a second time on Dec. 26 after registering his first double-double with 11 points and 11 assists in the road victory at Louisville

- D.J. Wagner was the Freshman of the Week on Nov. 27 after averaging 25.0 points and 5.5 assists per game in an overtime win over Saint Joseph's and a record-breaking victory over Marshall. He earned the honor again on Dec. 18 after producing 14 points, a season-high six rebounds and five assists in a game-high 35 minutes in the upset of No. 9 North Carolina

## Cats Historically Don't Count on the 3 ... But are Firing Away (and making!) in 2023-24

Kentucky has never been reliant on the 3 under John Calipari, but this 2023-24 team is bucking the trend. Through 18 games, Kentucky is averaging 33.2% of its points from distance and a whopping 38.0% of its field-goal attempts are from 3-point range. The percentage of attempts is the highest in the Calipari era, while the percentage of makes is also one of the highest -- although it's only midway through the regular season.

Against Stonehill, UK drained a Calipari-era record 17 3-pointers. That mark is also the most since making 20 against LSU in 1995. The Cats didn't just make their shots, however, they did it at a 53.1% clip.

Kentucky drained at least 12 3-pointers in four straight games from Nov. 14-24. That was the longest streak of at least 12 makes since December of 1989. UK has made at least eight in all but five games thus far this season.

The highest percentage of 3-point shots taken under Calipari was the 2010-11 Final Four team that lofted 32.4% of its shots from beyond the arc. That team is also Calipari's top 3-point shooting team at Kentucky. The most attempts per game in the Calipari era was the 2016-17 squad that took 19.89 3-point shots per game. This squad is currently taking 24.9 attempts per game. UK is averaging 9.9 made 3-pointers this season. Only two teams in UK's storied history have averaged 10 or more made 3-pointers for the year: 1992-93 (10.0 per game) and 1989-90 (10.1 per game).

Not relying on the three certainly hasn't hurt the Wildcats. UK is 10-3 all-time under Calipari when making one or fewer from long range.

Year	% of Attempts from 3	3-Point FG%
2009-10:	.304	.363
2010-11:	.324	.397
2011-12:	.265	.378
2012-13:	.293	.346
2013-14:	.276	.332 (lowest)
2014-15:	.271 (lowest)	.349
2015-16:	.310	.366
2016-17:	.316	.353
2017-18:	.258	.357
2018-19:	.296	.354
2019-20	.266	.343
2020-21	.322	.336
2021-22	.279	.347
2022-23	.300	.347
2023-24	.380 (highest)	.400 (highest)



**Rob Dillingham**

Wing Span	Lane Agility	Standing Vert.	Max Vert.	3/4 Court Sprint
1. Ugonna Onyenso - 7'4"	1. Reed Sheppard - 10.40	T1. Joey Hart - 33.0"	1. Jordan Burks - 40.5"	1. D.J. Wagner - 3.161
2. Aaron Bradshaw - 7'1"	2. D.J. Wagner - 10.50	T1. Kareem Watkins - 33.0"	2. Rob Dillingham - 40.0"	2. Antonio Reeves - 3.201
3. Jordan Burks - 7'0"	3. Rob Dillingham - 10.54	3. Rob Dillingham - 32.0"	T3. Joey Hart - 39.0"	3. Adou Thiero - 3.221
T4. Tre Mitchell - 6'11"	4. Brennan Canada - 10.95	4. Adou Thiero - 31.0"	T3. Kareem Watkins - 39.0"	4. Rob Dillingham - 3.225
T4. Adou Thiero - 6'11"	5. Antonio Reeves - 11.07	5. Jordan Burks - 30.5"	T5. Reed Sheppard - 38.5"	5. Reed Sheppard - 3.288
			T5. Adou Thiero - 38.5"	

\*Zvonimir Ivišić was not measured

## **Quick Facts**

### GENERAL INFORMATION

Location: Lexington, Ky.
Enrollment: 32,710
Founded: 1865
Colors: Blue and White
Nickname: Wildcats
Conference: Southeastern Conference
All-Time Record: 2,389-752-1 (76.1%)
Arena: Rupp Arena (20,500)
Rupp Arena Record: 657-81 (89.0%) - 48th season
NCAA Championships: 8 (1948, '49, '51, '58, '78, '96, '98, 2012)
NCAA Runners-Up: 4 (1966, '75, '97, 2014)
NCAA Tournament Record: 129-53 (70.9%)
Last NCAAT Appearance: 2022, First Round
President: Dr. Eli Capilouto (Alabama, 1971)
Athletics Director: Mitch Barnhart (Ottawa, 1981)
MBB Administrators: Marc Hill (Iowa Wesleyan, 1993), Ray Oliver (Kansas, 1985)
Head Coach: John Calipari (Clarion, 1982)
Calipari On-Court Record: 846-257 (76.7%)
Calipari UK Record: 401-117 (77.4%)
Athletics Phone Number: 859.257.8000
Starters Returning/Lost: 0/5
Players Returning/Lost: 7/8



# NOTES

## Freshmen Phenoms

Kentucky's latest No. 1-ranked recruiting class has been another collection of the best talent the country has to offer -- and they've lived up to the hype in big ways.

- **Aaron Bradshaw** quickly made his presence felt. In UK's win over Penn in just his second-career game. Bradshaw registered game highs in points (17) and rebounds (11) to go along with three blocked shots and a steal. It marked just the second double-double of the season for the Wildcats. He is just the third player in the John Calipari era to come off the bench and record at least 17 points, 11 boards and three blocks in a game. Only Oscar Tshiebwe (vs. Michigan State on Dec. 9, 2023) and Willie Cauley-Stein (vs. Ole Miss on Feb. 4, 2014) had done it. Bradshaw then came up clutch in the road with at Florida with all 10 of his points scored over the final 10 minutes of action, including a go-ahead 3-pointer with just under 90 seconds to play.
- **Jordan Burks** is this team's energy guy off the bench. He's scored five or more points three times and played more than 10 minutes in six games. Burks had the best plus-minus against Kansas at plus-19.
- **Rob Dillingham** has scored in double figures in 15 games and averages 13.9 points per game. Against UK's three ranked opponents this season, Dillingham is averaging 15.7 points per game and 4.3 assists. He is also connecting on 53.8% of his shots from 3-point range and averaging 2.3 made 3s per game in those contests. He has dished out five or more assists in five games.
- **Justin Edwards** nearly had his first career double-double with 16 points and seven rebounds in a come-from-behind win over A&M-Commerce at home. Edwards has seven double-figure scoring efforts and has shot 50% or better in 10 games. He's averaging 8.1 points and 3.9 boards.
- **Zvonimir Ivišić** had one of the most memorable debuts in program history. Ivišić logged a block in his first defensive possession and then made four straight jumpers, including three 3-pointers over a 2:24-span to push UK's lead to 17 against Georgia in the opening half. For the game, Ivišić recorded 13 points, five rebounds, three blocks, two assists and two steals.
- **Reed Sheppard** has provided a steady presence on both ends of the floor. He scored 25 points highlighted by 7 of 8 from 3-point range in the win over Stonehill. He's averaging 11.3 points per game and connecting on 54.8% from 3-point range, while leading UK in steals (43). He registered his first-career double-double with 11 points and 11 assists at Louisville. It was the most assists in a game for a UK player in the series' history. Sheppard sank six clutch free-throws over the final 20 seconds to close out a road win at Florida.
- **D.J. Wagner** has a 2.5 assist-to-turnover ratio and did not commit one against No. 1 Kansas in 25 minutes of action. Wagner had a breakthrough game with a 22-point, six-assist effort in the overtime win over Saint Joseph's. For the season, Wagner is logging 12.2 points per game and adding 3.8 assists per outing. He is a three-time SEC Freshman of the Week selection. Wagner scored 12 of his 14 points in the second half to help lead UK to an 11-point-come-from-behind win on the road at Florida. He logged his first double-double of the year with 18 points and 10 assists vs. Georgia.

## Veteran Voices

For all that the 2023-24 class is providing this team, four veterans in Antonio Reeves, Tre Mitchell, Ugonna Onyenso and Adou Thiero have been the glue guys.

- **Tre Mitchell** is averaging 13.6 points per game and a team-high 7.5 rebounds, while also dishing 60 assists. Mitchell was clutch for the Cats against Saint Joseph's with a dunk that tied the game to force overtime and then opened the extra period with back-to-back threes. He scored a season-high 22 points in the win. Mitchell had 18 points and a season-high 12 rebounds in the win at Louisville and then logged another double-double with 12 points and 10 boards to help UK to its first league road win at Florida. Against Missouri, Mitchell posted 20 points and a season-high 14 rebounds for his third double-double in four contests. He had a perfect shooting night in a home win over Mississippi State (5 for 5 from the floor, 1 for 1 from 3-point range and 4 for 4 from the charity stripe).
- **Ugonna Onyenso** logged 10 minutes in the win over North Carolina in his first action of the season. He registered three blocks and helped hold UNC's All-American Armando Bacot to just nine points on four shots and six rebounds. He's had multiple blocks in six games this season. Onyenso logged six points and five boards in 15 minutes in the road win at Florida. At Texas A&M, Onyenso played a career-high 31 minutes and had seven points, 10 rebounds and a career-high five blocks.
- **Antonio Reeves** paces the team at 19.2 points per game and 46 made 3-pointers thus far. He's scored 20 or more points in nine games, including becoming just the fourth UK player to ever score 30 or more in the series vs. Louisville. Reeves logged 30 points, including 22 in the first half, to earn MVP honors of the game. With the 30-point effort at Louisville, Reeves joined Oscar Tshiebwe (4), Malik Monk (4) and Jamal Murray (3) as the only players in the UK-Calipari era to have multiple games with 30 or more points.
- **Adou Thiero** is averaging 7.6 points and 5.6 rebounds per game. He registered his first-career double-double with 16 points and 13 boards against No. 1 Kansas, and then was a spark off the bench in the win over No. 9 North Carolina with a career-high four rejections. He's connecting on 52.9% from the floor and 76.0% from the foul line for the season. Thiero has missed the last seven games with general soreness and missed eight games in total this season

## Antonio Th-REEVES

Senior Antonio Reeves is UK's leading scorer at 19.2 points per game. He tallied 30 points in a win at Louisville and followed that performance with 27 against Illinois State. Reeves has topped double-figure scoring in all but one game this season and eclipsed the 20-point plateau in nine games. Against Georgia, he eclipsed 2,000 career points combining his time at Illinois State and at Kentucky. As a Wildcat, he's just 166 points shy of reaching the 1,000-point plateau. He's also moving up the charts in UK's record books from long range:

### Kentucky Career Leaders in 3-Point Field Goals

1. Tony Delk (283 in 133 games, 2.13 per game)
2. Keith Bogans (254 in 135 games, 1.88 per game)
- 
20. Saul Smith (128 in 143 games, 0.90 per game)
20. Jeff Sheppard (128 in 139 games, 0.92 per game)
22. Antonio Reeves (122 in 51 games, 2.39 per game)

## Points Per Possession

Game	Off. PPP	Def. PPP
NEW MEXICO STATE	1.23	0.66
TEXAS A&M-COMMERCE	1.23	0.92
vs. Kansas	1.01	1.07
STONEHILL	1.36	0.91
SAINT JOSEPH'S	1.20	1.10
MARSHALL	1.48	1.02
MIAMI	1.32	1.01
UNC WILMINGTON	0.95	1.04
vs. Penn	1.14	0.93
vs. North Carolina	1.07	1.02
at Louisville	1.25	1.00
ILLINOIS STATE	1.35	0.99
at Florida	1.06	1.04
MISSOURI	1.18	1.01
at Texas A&M	1.15	1.21
MISSISSIPPI STATE	1.30	1.12
GEORGIA	1.27	1.16
at South Carolina	0.98	1.25
at Arkansas	-	-
FLORIDA	-	-
TENNESSEE	-	-
at Vanderbilt	-	-
GONZAGA	-	-
OLE MISS	-	-
at Auburn	-	-
at LSU	-	-
ALABAMA	-	-
at Mississippi State	-	-
ARKANSAS	-	-
VANDERBILT	-	-
at Tennessee	-	-

## Overall

UK offensive high - 1.48, MARSHALL, (11/24)  
 UK offensive SEC high - 1.30, MISS. STATE (1/14)  
 UK offensive postseason high -  
 UK offensive low - 0.95, UNC Wilmington (12/2)  
 UK offensive SEC low - 0.98, at S. Carolina (1/23)  
 UK offensive postseason low -

Opp. offensive high - 1.25, at S. Carolina (1/23)  
 Opp. SEC high - 1.25, at S. Carolina (1/23)  
 Opp. postseason high -  
 Opp. offensive low - 0.66, NEW MEXICO ST. (11/6)  
 Opp. SEC low - 1.01, MISSOURI (1/9)  
 Opp. postseason low -

## Wins vs. Losses in 2023-24

Result	FG%	Opp. FG%	3-Pt. FG%	Opp 3-Pt. FG%	FT%	RPG	APG	TOPG	BPG	SPG	PPG	Opp PPG
Wins	.531	.419	.419	.304	.755	37.4	19.4	9.9	5.7	8.5	93.4	74.8
Losses	.388	.444	.336	.381	.741	40.0	14.3	10.3	5.5	6.5	77.8	86.3







# NOTES

The Naismith Memorial Basketball Hall of Famer and 2012 Nell & John R. Wooden Coach of the Year Leadership Award winner Calipari has tried to lead by example and instill servant leadership as one of the pillars of his program. He continually encourages his players to lead with a kind heart and has included them in a number of causes throughout his career. Those experiences, while a player under Calipari, have paved the way for the likes of Devin Booker, DeMarcus Cousins and John Wall to earn the NBA's Cares Community Assist Award.

All 29 players at UK who were eligible to graduate by the end of their senior years walked away with a diploma in hand, including five players who earned their degree in just three years. Calipari's teams routinely have posted a combined team grade-point average of 3.0 or better.

Calipari has spearheaded the creation of the John McLendon Minority Leadership Initiative, a nationwide coach-driven initiative to provide minorities a jump-start to their careers through practical experiences, opportunities to build their network and instilling the values of John McLendon: integrity, education, leadership and mentorship. Participants in the initiative will be known as MLI Future Leaders.

Just last November, Calipari also was recognized for his work in putting others first when he received the Jefferson Award for Outstanding Public Service in Sports by Multiplying Good. The organization, which has honored many of the country's most significant trailblazers and changemakers for more than 50 years, is the world's most foremost and highly-celebrated organization focused on and honoring public service.

## Always Efficient

According to Ken Pomeroy's calculations on kenpom.com, Kentucky teams under John Calipari have consistently ranked among the most efficient teams in the country per possession. Pomeroy's rankings as of Jan. 23, 2024:

Season	Offense (Rank)	Defense (Rank)	Overall
2023-24	122.4 (4)	103.0 (98)	20th
2022-23	116.2 (17)	98.8 (68)	27th
2021-22	120.0 (5)	94.3 (36)	6th
2020-21	108.0 (84)	93.1 (35)	49th
2019-20	112.7 (24)	95.1 (52)	29th
2018-19	117.6 (14)	90.1 (8)	8th
2017-18	115.8 (24)	95.4 (22)	17th
2016-17	119.1 (12)	91.4 (7)	4th
2015-16	120.4 (5)	98.0 (53)	6th
2014-15	119.3 (5)	86.5 (2)	1st
2013-14	117.6 (10)	96.9 (41)	11th
2012-13	108.8 (42)	99.1 (129)	42nd
2011-12	122.9 (2)	88.2 (9)	1st
2010-11	118.1 (7)	90.4 (15)	6th
2009-10	116.1 (15)	86.2 (6)	3rd

## Big-Game Cal. Cats

Some notes about Cal's teams against the best of the best:

- Not only does Kentucky own a 71-50 record (58.7%) vs. Associated Press Top 25 teams under John Calipari, UK is 7-5 when both teams are ranked in the AP top five
- All-time, Calipari is 13-9 when both teams are ranked in the AP top five
- When both teams are ranked in the AP Top 25, Calipari's all-time record is 91-67, including a 60-39 mark at Kentucky
- When both are ranked in the top 10 he has a 27-22 record, including 16-15 at UK
- By defeating top-ranked Michigan State to start the 2019-20 season, UK knocked off the No. 1 team in consecutive seasons for the first time in school history. Kentucky downed Tennessee on Feb. 19, 2019
- With the win over MSU to begin 2019-20, the Wildcats have nine victories over the No. 1 team in 24 tries in program history
- Calipari is 6-5 all-time against the No. 1 ranked team

## Cats Deliver the Knockout Punch

Kentucky is 341-15 (95.8%) in the John Calipari era when leading by at least 10 points at any time in the contest. Eleven of the 15 losses in the Calipari era are to conference opponents.

Perhaps most impressive of all is that 68.7% of games Calipari has coached in at Kentucky have produced 10-point leads at some point during the game for UK. The Wildcats have led by 10 points or more in a whopping 85.0% of Calipari's 401 career wins at Kentucky.

## Hold Them to 55 Points. 40%

Defense has always been a recipe for success for the Wildcats under John Calipari. The special ingredient: 55 points. Kentucky is a perfect 90-0 under Calipari when holding the opponent to 55 points or fewer, including 1-0 this season after limiting New Mexico State to 46 points.

The Wildcats are 216-10 (95.6%) under Calipari when limiting the opponent to 63 points or less, including 2-0 this season. Kentucky also fares well when it keeps the competition to 40% or less from the floor. UK is 236-24 (90.8%) vs. opponents under Calipari when their field-goal percentage is 40% or less.

## Taking Care of Business

Kentucky's 71-50 record vs. opponents ranked in the Associated Press Top 25 in John Calipari's tenure is impressive, but the Wildcats' ability to beat all comers can't be overlooked. Under Calipari, UK is 330-67 vs. unranked competition, 83.1%.

## UK Leads with 26 on NBA Opening-Day Rosters

Kentucky men's basketball's ability to develop and prepare players for the next step continues to manifest itself as 26 former Wildcat student-athletes appeared on NBA opening-day rosters. Kentucky led the nation for the 12th consecutive season with the most alumni on opening-day rosters.

- The total of 26 players on NBA opening-day rosters (including two-way and inactive players) that played and finished their college basketball careers at Kentucky is more than any other college program in the country. Duke, with 24, is the only other school with more than 20 players in the NBA.
- Of the 15 NBA franchises featuring a Wildcat, eight have multiple Kentucky players. New York, Sacramento and Oklahoma City each have a trio of Wildcats on their roster while the Heat, Lakers, Pacers, Bucks and Hornets each have two
- In 14 seasons under head coach John Calipari, 47 players have been selected in the NBA Draft, including 35 first-round selections and three No. 1 overall picks (Anthony Davis, Karl-Anthony Towns and John Wall)
- Calipari has a streak of 16 consecutive drafts with a first-round pick dating back to his time at Memphis
- Calipari is one of only two coaches in the history of the sport to have four players drafted No. 1 overall (Derrick Rose – 2008, Wall – 2010, Davis – 2012, Towns – 2015)
- Using figures compiled by basketball-reference.com and spotrac.com, Calipari-coached players have amassed nearly than \$4 billion in career NBA contracts
- In the 14 seasons Calipari has been the head coach at Kentucky, his players have totaled nearly \$3.5 billion in NBA contracts

## Reeves, Sheppard Honored on Midseason Wooden Award Watch List

Senior Antonio Reeves and freshman Reed Sheppard were two players among the 25 selected for the Wooden Award midseason watch list on Jan. 10.

The players on the list are considered strong candidates for the 2024 John R. Wooden Award Men's Player of the Year presented by Principal. Players not chosen to the preseason or midseason list are still eligible for the Wooden Award™ National Ballot. The National Ballot consists of 15 top players who have proven to their universities that they meet or exceed the qualifications of the Wooden Award.

Reeves was tabbed the 2023 Southeastern Conference Co-Sixth Man of the Year and leads the Cats in scoring at 18.9 points per game in 2023-24. Reeves has logged double-digit scoring in 16 of the team's 17 games and topped 20 points or more in nine outings, including scoring 30 at Louisville on Dec. 21. It was the most points scored by a UK player in the series since Tony Delk had 30 on Dec. 23, 1995.

Sheppard is one of just two freshmen recognized on the midseason list. He's averaging 11.8 points, 4.1 rebounds, 4.1 assists and 2.5 steals per game. He scored 25 points twice and had a double-double against Louisville with 11 points and 11 assists. The 11 assists were the most for any UK player in the series' history. He's a two-time SEC Freshman of the Week selection.

## Lineup Comparison

Most Frequent Lineups	Total Minutes	Points For	Points Against	+/-	+/- Per 40 Min.
Edwards, Mitchell, Reeves, Wagner, Bradshaw	68:36	144	128	+16	+9.33
Edwards, Thiero, Mitchell, Reeves, Wagner	66:07	125	131	-6	-3.63
Edwards, Mitchell, Reeves, Wagner, Dillingham	33:23	81	72	+9	+10.78
Edwards, Mitchell, Wagner, Dillingham, Sheppard	31:03	78	32	+46	+59.26
Mitchell, Reeves, Dillingham, Sheppard, Bradshaw	30:42	62	40	+22	+28.66
Edwards, Thiero, Mitchell, Reeves, Sheppard	28:05	67	51	+16	+22.79
Mitchell, Wagner, Dillingham, Sheppard, Bradshaw	24:20	50	45	+5	+8.22
Mitchell, Reeves, Dillingham, Sheppard, Onyenso	23:47	66	45	+21	+35.32
Thiero, Mitchell, Reeves, Dillingham, Sheppard	19:37	50	33	+17	+34.66
Edwards, Mitchell, Reeves, Wagner, Sheppard	18:53	34	35	-1	-2.12



# KENTUCKY BY THE NUMBERS

Date	Opponent	Result	Points	Rebounds	Assists	Steals	Blocks
N. 6	<b>NEW MEXICO STATE</b>	W, 86-46	Dillingham - 17 <sup>^</sup>	Mitchell - 9 <sup>^</sup>	Mitchell - 5	Wagner - 3 <sup>^</sup>	Sheppard - 2 <sup>^</sup>
N. 10	<b>A&amp;M-COMMERCE</b> <sup>1</sup>	W, 81-61	Reeves - 21 <sup>^</sup>	Mitchell - 8 <sup>^</sup>	Dillingham - 4 <sup>^</sup>	Two with - 3 <sup>^</sup>	Sheppard - 2 <sup>^</sup>
N. 14	vs. Kansas <sup>2</sup>	L, 89-84	Reeves - 24	Thiero - 13	Two with - 3	Sheppard - 4 <sup>^</sup>	Mitchell - 2 <sup>^</sup>
N. 17	<b>STONEHILL</b> <sup>1</sup>	W, 101-67	Sheppard - 25 <sup>^</sup>	Four with - 5 <sup>^</sup>	Two with - 7 <sup>^</sup>	Sheppard - 3	Two with - 2 <sup>^</sup>
N. 20	<b>SAINT JOSEPH'S</b> <sup>1</sup>	W, 96-88 <sup>OT</sup>	Two with - 22	Mitchell - 6	Two with - 6 <sup>^</sup>	Sheppard - 5 <sup>^</sup>	Mitchell - 4 <sup>^</sup>
N. 24	<b>MARSHALL</b>	W, 118-82	Wagner - 28 <sup>^</sup>	Thiero - 7	Dillingham - 8 <sup>^</sup>	Wagner - 3	Thiero - 2 <sup>^</sup>
N. 28	<b>MIAMI</b> <sup>3</sup>	W, 95-73	Sheppard - 21 <sup>^</sup>	Thiero - 6	Dillingham - 9 <sup>^</sup>	Sheppard - 3 <sup>^</sup>	Mitchell - 2 <sup>^</sup>
D. 2	<b>UNC WILMINGTON</b>	L, 80-73	Sheppard - 25	Sheppard - 9	Sheppard - 6 <sup>^</sup>	Two with - 2 <sup>^</sup>	Four with - 1 <sup>^</sup>
D. 9	vs. Penn <sup>4</sup>	W, 81-66	Two with - 17 <sup>^</sup>	Bradshaw - 11 <sup>^</sup>	Wagner - 7 <sup>^</sup>	Sheppard - 3 <sup>^</sup>	Bradshaw - 3
D. 16	vs. North Carolina <sup>5</sup>	W, 87-83	Dillingham - 17	Three with - 6	Wagner - 5 <sup>^</sup>	Two with - 2	Thiero - 4 <sup>^</sup>
D. 21	at Louisville	W, 95-76	Reeves - 30 <sup>^</sup>	Mitchell - 12 <sup>^</sup>	Sheppard - 11 <sup>^</sup>	Four with - 2 <sup>^</sup>	Mitchell - 3 <sup>^</sup>
D. 29	<b>ILLINOIS STATE</b>	W, 96-70	Reeves - 27 <sup>^</sup>	Mitchell - 11	Dillingham - 7 <sup>^</sup>	Dillingham - 3 <sup>^</sup>	Onyenso - 3 <sup>^</sup>
J. 6	at Florida*	W, 87-85	Reeves - 19	Mitchell - 10	Wagner - 3 <sup>^</sup>	Two with - 2 <sup>^</sup>	Two with - 1
J. 9	<b>MISSOURI</b> *	W, 90-77	Dillingham - 23 <sup>^</sup>	Mitchell - 14 <sup>^</sup>	Sheppard - 4 <sup>^</sup>	Two with - 2 <sup>^</sup>	Mitchell - 2 <sup>^</sup>
J. 13	at Texas A&M*	L, 97-92 <sup>OT</sup>	Reeves - 22	Mitchell - 13 <sup>^</sup>	Mitchell - 6 <sup>^</sup>	Sheppard - 3	Onyenso - 5 <sup>^</sup>
J. 17	<b>MISSISSIPPI STATE</b> *	W, 90-77	Reeves - 27 <sup>^</sup>	Two with - 6	Sheppard - 6 <sup>^</sup>	Two with - 2 <sup>^</sup>	Onyenso - 4 <sup>^</sup>
J. 20	<b>GEORGIA</b> *	W, 105-96	Mitchell - 23	Four with - 5	Wagner - 10 <sup>^</sup>	Two with - 2 <sup>^</sup>	Ivišić - 3 <sup>^</sup>
J. 19	at South Carolina*	L, 79-62	Dillingham - 16	Bradshaw - 8	Wagner - 3	Wagner - 3 <sup>^</sup>	Two with - 2
J. 27	at Arkansas*						
J. 31	<b>FLORIDA</b> *						
F. 3	<b>TENNESSEE</b> *						
F. 6	at Vanderbilt*						
F. 10	<b>GONZAGA</b>						
F. 13	<b>OLE MISS</b> *						
F. 17	at Auburn*						
F. 21	at LSU*						
F. 24	<b>ALABAMA</b> *						
F. 27	at Mississippi State*						
M. 2	<b>ARKANSAS</b> *						
M. 6	<b>VANDERBILT</b> *						
M. 9	at Tennessee*						

All home games in **BOLD CAPS**  
 \*SEC game, ^game high  
 1 - Wildcat Challenge (Rupp Arena | Lexington, Ky.)  
 2 - Champions Classic (United Center | Chicago)  
 3 - ACC/SEC Challenge (Rupp Arena | Lexington, Ky.)  
 4 - CBS Sports Classic (State Farm Arena | Atlanta)

### Times Led

Reeves - 7  
 Dillingham - 5  
 Sheppard - 3  
 Mitchell - 2  
 Wagner - 2  
 Bradshaw - 1

### Times Led

Mitchell - 9  
 Thiero - 4  
 Bradshaw - 3  
 Edwards - 2  
 Onyenso - 2  
 Sheppard - 2  
 Reeves - 2  
 Wagner - 2  
 Ivišić - 1

### Times Led

Dillingham - 7  
 Wagner - 6  
 Sheppard - 5  
 Mitchell - 3

### Times Led

Sheppard - 13  
 Bradshaw - 3  
 Mitchell - 3  
 Wagner - 3  
 Dillingham - 2  
 Edwards - 2  
 Ivišić - 1  
 Reeves - 1

### Times Led

Mitchell - 7  
 Bradshaw - 3  
 Onyenso - 3  
 Sheppard - 3  
 Thiero - 3  
 Ivišić - 2  
 Edwards - 1  
 Reeves - 1  
 Wagner - 1

## Comparing the Calipari Era

A look at the statistics throughout the John Calipari era through 18 games ...

Year	FG%	Opp. FG%	3-Pt. FG%	FT%	RPG	Assists	TOs.	Blocks	Steals	Points	PPG	Record
2023-24	.498	.424	.400	.751	38.0	329	178	102	145	1,619	89.9	14-4
2022-23	.455	.424	.371	.682	39.6	295	210	79	127	1,369	76.1	12-6
2021-22	.498	.399	.353	.732	42.4	310	216	88	126	1,492	82.9	15-3
2020-21	.416	.409	.318	.714	39.1	211	266	106	112	1,233	68.5	5-13
2019-20	.464	.387	.316	.767	38.6	266	230	93	96	1,362	75.7	14-4
2018-19	.486	.415	.357	.751	38.3	257	247	95	125	1,440	80.0	15-3
2017-18	.486	.408	.350	.678	38.1	258	254	98	113	1,399	77.7	14-4
2016-17	.496	.414	.357	.683	41.4	325	199	111	117	1,680	93.3	16-2
2015-16	.464	.409	.320	.667	39.8	242	227	102	115	1,394	77.4	14-4
2014-15	.457	.322	.358	.688	41.2	288	206	146	138	1,359	75.5	18-0
2013-14	.472	.389	.311	.672	43.0	223	229	121	79	1,434	79.7	14-4
2012-13	.484	.382	.363	.642	39.2	276	233	139	128	1,366	75.9	12-6
2011-12	.483	.356	.367	.716	40.7	245	240	164	125	1,427	79.3	17-1
2010-11	.460	.382	.408	.690	40.4	245	198	123	110	1,426	79.2	14-4
2009-10	.500	.385	.390	.686	41.3	291	272	130	132	1,479	82.2	18-0



# MISCELLANEOUS STATS

## Game Leaders

No.	Name	Points	Rebounds	Blocks	Assists	Steals	10+ Pts	20+ Pts	10+ Rebs	3+ Assts	3+ Blks	3+ Stls	3+ 3s	Double-Double
0	Rob Dillingham	5 (5)	0 (0)	0 (0)	7 (7)	2 (2)	15 (15)	2 (2)	0 (0)	11 (11)	0 (0)	1 (1)	5 (5)	0 (0)
1	Justin Edwards	0 (0)	2 (2)	1 (1)	0 (0)	2 (2)	7 (7)	0 (0)	0 (0)	0 (0)	0 (0)	0 (0)	1 (1)	0 (0)
2	Aaron Bradshaw	1 (1)	3 (3)	3 (3)	0 (0)	3 (3)	5 (5)	0 (0)	1 (1)	0 (0)	1 (1)	0 (0)	0 (0)	1 (1)
3	Adou Thiero	0 (0)	4 (4)	3 (6)	0 (0)	0 (4)	1 (1)	0 (0)	1 (1)	1 (1)	1 (1)	1 (1)	0 (0)	1 (1)
4	Tre Mitchell*	2 (36)	9 (47)	7 (53)	3 (16)	3 (25)	12 (83)	3 (22)	5 (16)	13 (36)	2 (8)	1 (6)	2 (11)	3 (14)
12	Antonio Reeves*	7 (54)	2 (8)	1 (8)	0 (8)	1 (23)	17 (103)	9 (40)	0 (1)	4 (22)	0 (1)	0 (5)	8 (44)	0 (1)
13	Grant Darbyshire	0 (0)	0 (0)	0 (0)	0 (0)	0 (0)	0 (0)	0 (0)	0 (0)	0 (0)	0 (0)	0 (0)	0 (0)	0 (0)
14	Brennan Canada	0 (0)	0 (0)	0 (1)	0 (0)	0 (0)	0 (0)	0 (0)	0 (0)	0 (0)	0 (0)	0 (0)	0 (0)	0 (0)
15	Reed Sheppard	3 (3)	2 (2)	3 (3)	5 (5)	13 (13)	12 (12)	3 (3)	0 (0)	12 (12)	0 (0)	7 (7)	6 (6)	1 (1)
20	Joey Hart	0 (0)	0 (0)	0 (0)	0 (0)	0 (0)	0 (0)	0 (0)	0 (0)	0 (0)	0 (0)	0 (0)	0 (0)	0 (0)
21	D.J. Wagner	2 (2)	2 (2)	1 (1)	6 (6)	3 (3)	10 (10)	2 (2)	0 (0)	13 (13)	0 (0)	2 (2)	1 (1)	1 (1)
22	Walker Horn	0 (0)	0 (0)	0 (0)	0 (0)	0 (0)	0 (0)	0 (0)	0 (0)	0 (0)	0 (0)	0 (0)	0 (0)	0 (0)
23	Jordan Burks	0 (0)	0 (0)	0 (0)	0 (0)	0 (0)	0 (0)	0 (0)	0 (0)	0 (0)	0 (0)	0 (0)	0 (0)	0 (0)
25	Kareem Watkins	0 (0)	0 (0)	0 (0)	0 (0)	0 (0)	0 (0)	0 (0)	0 (0)	0 (0)	0 (0)	0 (0)	0 (0)	0 (0)
33	Ugonna Onyenso	0 (0)	2 (3)	3 (7)	0 (0)	0 (0)	0 (0)	0 (0)	1 (2)	0 (0)	4 (8)	0 (0)	0 (0)	0 (0)
44	Zvonimir Ivišić	0 (0)	1 (1)	2 (2)	0 (0)	1 (1)	1 (1)	0 (0)	0 (0)	0 (0)	1 (1)	0 (0)	1 (1)	0 (0)

Career total in (parentheses); \*includes pre-UK career

## Games With ...

## Starting Lineups

Guard	Guard	G/F	Forward	Forward	Games	W-L
Wagner	Reeves	Edwards	Mitchell	Bradshaw	9	7-2
Wagner	Reeves	Edwards	Thiero	Mitchell	7	6-1
Wagner	Reeves	Dillingham	Edwards	Mitchell	1	1-0
Sheppard	Reeves	Edwards	Thiero	Mitchell	1	0-1

## Kentucky's Record When ...

KENTUCKY RECORD	ALL	SEC	KENTUCKY RECORD	ALL	SEC
Leading at halftime:	13-1	3-0	On CBS:	1-0	0-0
Tied at the half:	0-0	0-0	On ABC:	0-0	0-0
Trailing at halftime:	1-3	1-2	On ESPN/ESPN2/ESPNU:	6-2	3-1
Shoot 50% or better:	9-0	3-0	On SEC Network:	5-2	1-1
Shoot less than 50%:	5-4	1-2	On ESPN+/SEC Network+:	2-0	0-0
Shoot higher % than opp.:	13-1	4-1	vs. SEC at home:	3-0	3-0
Shoot lower % than opp.:	1-3	0-1	vs. SEC on road:	1-2	1-2
Opp. shoot worse than 40%:	3-0	0-0	Games vs. AP ranked opp.:	2-1	0-0
Opp. shoot 40% or higher:	11-4	4-2	Games following a loss:	3-0	1-0
Score less than 60 points:	0-0	0-0	Games following a win:	10-4	3-2
Score 60-69 points:	0-1	0-1	More points in the paint:	12-1	2-0
Score 70-79 points:	0-1	0-0	Fewer or same points in the paint:	2-3	2-2
Score 80-89 points:	5-1	1-0	More bench points than opp.:	10-2	2-1
Score 90-99 points:	6-1	2-1	Fewer or same bench pts.:	4-2	2-1
Score 100+ points:	3-0	1-0	More second-chance points:	6-2	1-1
Opp. score less than 60 pts.:	1-0	0-0	Fewer or same second-chance pts.:	8-2	3-1
Opp. score 60-69 pts.:	3-0	0-0	More points off TOs:	13-1	3-0
Opp. score 70-79 pts.:	5-1	2-1	Fewer or same points off TOs:	1-3	1-2
Opp. score 80-89 points:	4-2	1-0	On Monday:	2-0	0-0
Opp. score 90-99 points:	1-1	1-1	On Tuesday:	2-2	1-1
Opp. score 100+ points:	0-0	0-0	On Wednesday:	1-0	1-0
Outrebounded opponent:	8-0	2-0	On Thursday:	1-0	0-0
Outrebounded by opponent:	5-4	1-2	On Friday:	4-0	0-0
Equal number of rebounds:	1-0	1-0	On Saturday:	4-2	2-1
Fewer turnovers than opp.:	9-2	1-1	On Sunday:	0-0	0-0
Same turnovers as opp.:	2-0	0-0	In November:	6-1	0-0
More turnovers than opp.:	3-2	3-1	In December:	4-1	0-0
Make 8 or more 3-pointers:	11-2	1-1	In January:	4-2	4-2
Make 7 or fewer 3-pointers:	3-2	3-1	In February:	0-0	0-0
Games decided by 5 or fewer:	2-2	1-1	In March:	0-0	0-0
Overtime games:	1-1	0-1	In April:	0-0	0-0

## Streaks

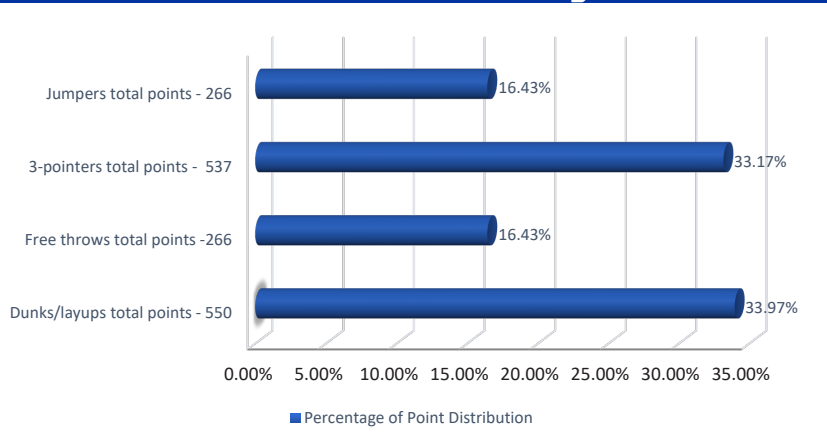
Overall	Lost 1
Unranked AP teams anywhere	Lost 1
Ranked AP teams anywhere	Won 2
Home	Won 4
Home AP ranked teams	Won 2
Home AP unranked teams	Won 4
Home SEC	Won 3
Home nonconference	Won 1
Home AP ranked SEC	Won 3
Home AP unranked SEC	Won 3
Home AP ranked nonconference	Won 1
Home AP unranked nonconference	Won 1
Road	Lost 2
Road AP ranked teams	Won 1
Road AP unranked teams	Lost 2
Road SEC	Lost 2
Road nonconference	Won 1
Road AP ranked SEC	Won 1
Road AP unranked SEC	Lost 2
Road AP ranked nonconference	Lost 1
Road AP unranked nonconference	Won 1
Neutral	Won 2
Neutral AP ranked teams	Won 1
Neutral AP unranked teams	Won 2
Neutral SEC Tournament	Lost 2
Neutral nonconference	Won 2
Neutral AP ranked SEC Tournament	Lost 3
Neutral AP unranked SEC Tournament	Lost 1
Neutral AP ranked nonconference	Won 1
Neutral AP unranked nonconference	Won 3

## Miscellaneous

<b>Charges Drawn</b>	Tre Mitchell - 2
<b>First Sub</b>	Rob Dillingham - 16 Reed Sheppard - 14 Ugonna Onyenso - 4 Jordan Burks - 3
<b>5-Second Violations</b>	
<b>10-Second Violations</b>	Kentucky forced - 1
<b>Shot-Clock Violations</b>	Kentucky forced - 6 Opponent forced - 3
<b>Tipoffs (including OT)</b>	Kentucky - 10 Opponent - 10
<b>3-Point Plays</b>	Tre Mitchell - 7 Antonio Reeves - 6 D.J. Wagner - 4 Rob Dillingham - 3 Reed Sheppard - 3 Adou Thiero - 3 Jordan Burks - 1 Ugonna Onyenso - 1
<b>4-Point Plays</b>	Rob Dillingham - 1

<b>Active Consecutive Made Kentucky Starts</b>	Antonio Reeves - 22 Justin Edwards - 18 Tre Mitchell - 18 D.J. Wagner - 17 Aaron Bradshaw - 9
<b>Active Consecutive Made Kentucky Free Throws</b>	Antonio Reeves - 16 Adou Thiero - 8 Tre Mitchell - 6 Rob Dillingham - 3 Aaron Bradshaw - 2 Justin Edwards - 2 Jordan Burks - 1 Ugonna Onyenso - 1
<b>Active Consecutive Games Played with a 3-Pointer</b>	Reed Sheppard - 13 Tre Mitchell - 5 Antonio Reeves - 4 Adou Thiero - 2 Rob Dillingham - 1

## How the Cats are Scoring



## Dunk Tracker

Player	Dunks in 2023-24	Dunks in Career
Tre Mitchell	3	37
Antonio Reeves	5	23
Justin Edwards	13	13
Aaron Bradshaw	10	10
Ugonna Onyenso	3	7
Adou Thiero	4	6
Rob Dillingham	4	4
Jordan Burks	3	3
Reed Sheppard	3	3
Zvonimir Ivišić	2	2
D.J. Wagner	1	1

## Fast Facts

Shooting Percentage	.498
Avg. Assists Per Game	18.3
Points Off Turnovers	16.4
Second-Chance Points	11.4
Points in the Paint	37.9
Fast Break Points	15.9
Bench Points	28.8
Points Per Possession	1.198
Avg. Time of Possession	15.4

## First Points of the Game

Player	Dunk/Layup	Jumper	3PT	FT
Aaron Bradshaw		1	18.3	
Rob Dillingham				1
Justin Edwards	2			1
Tre Mitchell	2		2	
Antonio Reeves	1	2		
Adou Thiero	2		1	
D.J. Wagner	1	1		1



# THE LAST TIME UK ...

## INDIVIDUALS

### SCORING

**Scored 25 points:** Antonio Reeves (27) vs. MISSISSIPPI STATE, 1/17/24  
**Scored 30 points:** Antonio Reeves (30) at Louisville, 12/21/23  
**Scored 35 points:** Antonio Reeves (37) at Arkansas, 3/4/23  
**Scored 40 points:** Malik Monk (47) vs. North Carolina, 12/17/16  
**Scored 45 points:** Malik Monk (47) vs. North Carolina, 12/17/16  
**Scored 50 points:** Jodie Meeks (54) at Tennessee, 1/13/09  
**Scored 55 points:** Never  
**Two players had 20 points:** Tre Mitchell (23), Antonio Reeves vs. GEORGIA, 1/20/24  
**Three players had 20 points:** Tre Mitchell (22), D.J. Wagner (22) and Antonio Reeves (20) vs. SAINT JOSEPH'S, 11/20/23  
**Two players had 30 points:** Patrick Patterson (33) and Jodie Meeks (32) vs. TENNESSEE STATE, 12/22/08  
**Scored 20 points in two straight games:** Antonio Reeves (3) 1/13/24 - 1/20/24  
**Scored 20 points in three straight games:** Antonio Reeves (3) 1/13/24 - 1/20/24  
**Scored 20 points in four straight games:** PJ Washington (4), 2/5/19 - 2/16/19  
**Scored 20 points in five straight games:** Jamal Murray (12), 2/2/16 - 3/12/16  
**Scored 20 points in six straight games:** Jamal Murray (12), 2/2/16 - 3/12/16  
**Scored 20 points in seven straight games:** Jamal Murray (12), 2/2/16 - 3/12/16  
**Scored 20 points in eight straight games:** Jamal Murray (12), 2/2/16 - 3/12/16  
**Scored 20 points in nine straight games:** Jamal Murray (12), 2/2/16 - 3/12/16  
**Scored 20 points in 10 straight games:** Jamal Murray (12), 2/2/16 - 3/12/16  
**Scored 20 points in 11 straight games:** Jamal Murray (12), 2/2/16 - 3/12/16  
**Scored 20 points in 12 straight games:** Jamal Murray (12), 2/2/16 - 3/12/16  
**Scored 20 points in 15 straight games:** Dan Issel (18), 12/1/69 - 2/7/70  
**Scored 25 points in two straight games:** Antonio Reeves (2) 12/23/23 - 12/29/23  
**Scored 25 points in three straight games:** Tayshaun Prince (3), 3/11/01-3/17/01  
**Scored 30 points in two straight games:** Jodie Meeks vs. Appalachian State (46), 12/20/08; vs. TENNESSEE STATE (32), 12/22/08  
**Scored 30 points in three straight games:** Dan Issel (6) 2/14/70 - 3/2/70  
**Scored in double figures in 10 straight games:** Jacob Toppin (12), 1/17/23-2/25/23  
**Scored in double figures in 15 straight games:** Oscar Tshiebwe (17), 1/19/22-11/15/22  
**Scored in double figures in 20 straight games:** Immanuel Quickley (20), 12/28/19-3/7/20  
**Scored in double figures in 25 straight games:** Malik Monk (30), 11/11/16-2/28/17  
**Scored in double figures in 30 straight games:** Malik Monk (30), 11/11/16-2/28/17  
**Scored in double figures in 33 straight games:** Jamal Murray (34), 11/17/15 - 3/19/16  
**Scored in double figures in 34 straight games:** Jamal Murray (34), 11/17/15 - 3/19/16  
**Scored in double figures in 35 straight games:** Kenny Walker (36), 11/14/85 - 3/22/86  
**Five players scored in double figures:** Tre Mitchell (23), Antonio Reeves (21), D.J. Wagner (18), Zvonimir Ivisic (13), Reed Sheppard (12) vs. GEORGIA, 1/20/24  
**Six players scored in double figures:** D.J. Wagner (28), Antonio Reeves (23), Tre Mitchell (18), Rob Dillingham (16), Reed Sheppard (12), Justin Edwards (10) vs. MARSHALL, 11/24/23  
**Seven players scored in double figures:** Randolph Morris (17), Kelenna Azubuike (15), Patrick Sparks (14), Chuck Hayes (12), Rajon Rondo (11), Ravi Moss (10) and Ramel Bradley (10) vs. MISSISSIPPI STATE 2/19/05  
**Four players with 15 or more points:** D.J. Wagner (28), Antonio Reeves (23), Tre Mitchell (18), Rob Dillingham (16), vs. MARSHALL, 11/24/23

### DOUBLE-DOUBLES

**Double-double:** D.J. Wagner (18 points, 10 assists) vs. GEORGIA, 1/20/24  
**Triple-double:** Isaiah Briscoe (19 points, 10 rebounds, 11 assists) at Ole Miss, 12/29/16  
**20-10 (rebs) game:** Tre Mitchell (20 points, 14 rebounds) vs. MISSOURI, 1/9/24  
**20-10 (assts) game:** De'Aaron Fox (24 points, 10 assists) vs. North Carolina, 12/17/16

**20-15 game:** Oscar Tshiebwe (25 points, 18 rebounds) vs. Kansas State, 3/19/23  
**20-20 game:** Oscar Tshiebwe (21 points, 20 rebounds), vs. VANDERBILT, 3/1/23  
**30-10 game:** Oscar Tshiebwe (37 points, 24 rebounds) vs. GEORGIA, 1/17/23  
**30-15 game:** Oscar Tshiebwe (37 points, 24 rebounds) vs. GEORGIA, 1/17/23  
**30-20 game:** Oscar Tshiebwe (37 points, 24 rebounds) vs. GEORGIA, 1/17/23  
**40-30 game:** Bill Spivey (40 points, 34 rebounds) vs. XAVIER, 2/13/51  
**Back-to-back 20-10 games:** Oscar Tshiebwe (22 p, 17 r) vs. AUBURN, 2/25/23; (21 p, 20 r) vs. VANDERBILT, 1/3/23  
**Three straight 20-10 games:** Julius Randle (23 p, 16 r) vs. UNC ASHEVILLE, 11/8/13; (22 p, 14 r) vs. NORTHERN KENTUCKY, 11/10/13; (27 p, 13 r) vs. Michigan State, 11/12/13  
**Double-double in points and rebs.:** Tre Mitchell (20 points, 14 rebounds) vs. MISSOURI, 1/9/24  
**Double-double in points and assists:** D.J. Wagner (18 points, 10 assists) vs. GEORGIA, 1/20/24  
**Double-double in points and blocks:** Never  
**Double-double in points and steals:** Never  
**Double-double in two consecutive games:** Tre Mitchell (2) 1/6/24-1/9/24  
**Double-double in three consecutive games:** Oscar Tshiebwe (4) 2/25/23-3/10/23  
**Double-double in four consecutive games:** Oscar Tshiebwe (4) 2/25/23-3/10/23  
**Double-double in five consecutive games:** Oscar Tshiebwe (17) 1/19/22-11/15/22  
**Double-double in 10 consecutive games:** Oscar Tshiebwe (17) 1/19/22-11/15/22  
**Double-double in 15 consecutive games:** Oscar Tshiebwe (17) 1/19/22-11/15/22  
**Two players record double-doubles:** Tre Mitchell (18 points, 12 rebounds), Reed Sheppard (11 points, 11 assists) at Louisville, 12/21/23  
**Three players record double-doubles:** PJ Washington (20 points, 13 rebounds), Reid Travis (18 points, 12 rebounds), Keldon Johnson (15 points, 10 rebounds) vs. KANSAS, 1/26/19  
**Four players record double-doubles:** Jack Givens (30 pts, 13 rebs), Kyle Macy (16 pts, 10 assts), Mike Phillips (22 pts, 18 rebs), Rick Robey (23 pts, 13 rebs) vs. SMU 11/26/77  
**Five players record double-doubles:** Never

### FIELD GOALS

**Made 12 FG in a game:** Antonio Reeves (12) at Arkansas, 3/4/23  
**Made 15 FG in a game:** Malik Monk (18) vs. North Carolina, 12/17/16  
**Made 16 FG in a game:** Malik Monk (18) vs. North Carolina, 12/17/16  
**Made 17 FG in a game:** Malik Monk (18) vs. North Carolina, 12/17/16  
**Made 18 FG in a game:** Malik Monk (18) vs. North Carolina, 12/17/16  
**Made 19 FG in a game:** Dan Issel (19) at Alabama, 2/23/70  
**Made 20 FG in a game:** Dan Issel (23) at Ole Miss, 2/7/70  
**Made 21 FG in a game:** Dan Issel (23) at Ole Miss, 2/7/70  
**Made 22 FG in a game:** Dan Issel (23) at Ole Miss, 2/7/70  
**Made 23 FG in a game:** Dan Issel (23) at Ole Miss, 2/7/70  
**Made 24 FG in a game:** Never  
**Attempted 17 FG in a game:** Antonio Reeves (18) at South Carolina, 1/23/24  
**Attempted 18 FG in a game:** Antonio Reeves (18) at South Carolina, 1/23/24  
**Attempted 19 FG in a game:** Antonio Reeves (25) vs. Kansas, 11/14/23  
**Attempted 20 FG in a game:** Antonio Reeves (25) vs. Kansas, 11/14/23  
**Attempted 25 FG in a game:** Antonio Reeves (25) vs. Kansas, 11/14/23  
**Attempted 30 FG in a game:** Kevin Grevey (30) vs. UCLA, 3/31/75  
**Attempted 40 FG in a game:** Bill Spivey (41) XAVIER, 2/13/51

### 3-POINTERS

**Made 5 3-pointers in a game:** Antonio Reeves (5) at Texas A&M, 1/13/24  
**Made 6 3-pointers in a game:** Reed Sheppard (7) vs. STONEHILL, 11/17/23  
**Made 7 3-pointers in a game:** Reed Sheppard (7) vs. STONEHILL, 11/17/23  
**Made 8 3-pointers in a game:** Immanuel Quickley (8) at Texas A&M, 2/25/20  
**Made 9 3-pointers in a game:** Jodie Meeks (10) at Tennessee, 1/13/09  
**Made 10 3-pointers in a game:** Jodie Meeks (10) at Tennessee, 1/13/09  
**Made 11 3-pointers in a game:** Never  
**Two players made at least 5 3-pointers in a game:** Davion

Mintz (6), Brandon Boston Jr. (6) vs. SOUTH CAROLINA, 3/6/21

**Two players made at least 6 3-pointers in a game:** Davion Mintz (6), Brandon Boston Jr. (6) vs. SOUTH CAROLINA, 3/6/21

**Two players made at least 7 3-pointers in a game:** Never  
**Attempted 10 3-pointers in a game:** Antonio Reeves (10), Rob Dillingham (10) at Texas A&M, 1/13/24

**Attempted 15 3-pointers in a game:** Antonio Reeves (17) vs. Kansas, 11/14/23

**Attempted 16 3-pointers in a game:** Antonio Reeves (17) vs. Kansas, 11/14/23

**Attempted 17 3-pointers in a game:** Antonio Reeves (17) vs. Kansas, 11/14/23

**Attempted 18 3-pointers in a game:** Derrick Miller (19) at Kansas 12/9/89

**Attempted 19 3-pointers in a game:** Derrick Miller (19) at Kansas 12/9/89

**Attempted 20 3-pointers in a game:** Never

**Made a 3-pointer in 10 straight games:** Reed Sheppard (13), 11/24/23-1/23/24

**Made a 3-pointer in 15 straight games:** Antonio Reeves (24), 2/7/23-1/6/24

**Made a 3-pointer in 20 straight games:** Antonio Reeves (24), 2/7/23-1/6/24

**Made a 3-pointer in 30 straight games:** Jamal Murray (36), 11/13/15-3/19/16

**Made two 3-pointers in 10 straight games:** Jamal Murray (17), 1/23/16-3/17/16

**Made three 3-pointers in 10 straight games:** Gerald Fitch (20), 1/14/03-3/23/03

**Made three 3-pointers in 15 straight games:** Gerald Fitch (20), 1/14/03-3/23/03

**Made three 3-pointers in 20 straight games:** Gerald Fitch (20), 1/14/03-3/23/03

**Made three 3-pointers in 25 straight games:** Keith Bogans (29), 3/14/02-2/26/03

### FREE THROWS

**Made 8 FT in a game:** Antonio Reeves (9), vs. MISSISSIPPI STATE, 1/17/24

**Made 9 FT in a game:** Antonio Reeves (9), vs. MISSISSIPPI STATE, 1/17/24

**Made 10 FT in a game:** Antonio Reeves (11) at Arkansas, 3/4/23

**Made 11 FT in a game:** Antonio Reeves (11) at Arkansas, 3/4/23

**Made 12 FT in a game:** Oscar Tshiebwe (13) vs. GEORGIA, 1/17/23

**Made 13 FT in a game:** Oscar Tshiebwe (13) vs. GEORGIA, 1/17/23

**Made 14 FT in a game:** Olivier Sarr (14) vs. VANDERBILT, 1/5/21

**Made 15 FT in a game:** Rodrick Rhodes (16) vs. Ole Miss, 1/18/95

**Made 16 FT in a game:** Rodrick Rhodes (16) vs. Ole Miss, 1/18/95

**Made 17 FT in a game:** Dwight Anderson (18) vs. MISSISSIPPI STATE, 2/12/79

**Made 18 FT in a game:** Dwight Anderson (18) vs. MISSISSIPPI STATE, 2/12/79

**Made 19 FT in a game:** Never

**Attempted 10 FT in a game:** Rob Dillingham (10) vs. MISSOURI, 1/9/24

**Attempted 15 FT in a game:** Oscar Tshiebwe (15) vs. VANDERBILT, 3/1/23

**Attempted 20 FT in a game:** PJ Washington (20) vs. Kansas State, 3/22/18

**Attempted 25 FT in a game:** Never

**Made 20 Straight FT:** Antonio Reeves (23), 1/14/23-2/7/23

**Made 30 Straight FT:** Tyler Herro (38), 2/16/19-3/29/19

### REBOUNDS

**15 Rebs:** Oscar Tshiebwe (18) vs. Kansas State, 3/19/23

**20 Rebs:** Oscar Tshiebwe (25) vs. Providence, 3/17/23

**25 Rebs:** Oscar Tshiebwe (25) vs. Providence, 3/17/23

**26 Rebs:** Oscar Tshiebwe (28) vs. WESTERN KENTUCKY, 12/22/21

**27 Rebs:** Oscar Tshiebwe (28) vs. WESTERN KENTUCKY, 12/22/21

**28 Rebs:** Oscar Tshiebwe (28) vs. WESTERN KENTUCKY, 12/22/21

**30 Rebs:** Cotton Nash (30) vs. OLE MISS, 2/8/64

**34 Rebs:** Bob Burrow (34) vs. TEMPLE, 12/10/55

**35 Rebs:** Never

**20+ Rebs in two consecutive games:** Oscar Tshiebwe (2), 12/22/21-12/29/21

**10+ Rebs in three consecutive games:** Tre Mitchell (5), 12/21/23-1/13/24

**10+ Rebs in four consecutive games:** Tre Mitchell (5), 12/21/23-1/13/24

**10+ Rebs in five consecutive games:** Tre Mitchell (5), 12/21/23-1/13/24



# THE LAST TIME UK ...

**10+ rebs in 10 consecutive games:** Oscar Tshiebwe (22), 1/4/22-11/15/22  
**10+ rebs in 15 consecutive games:** Oscar Tshiebwe (22), 1/4/22-11/15/22  
**10+ rebs in 20 consecutive games:** Oscar Tshiebwe (22), 1/4/22-11/15/22  
**10+ rebs in 25 consecutive games:** Never  
**Two players had 10 rebounds:** Tre Mitchell (13), Ugonna Onyenso (10) at Texas A&M, 1/13/24  
**Three players had 10 rebounds:** Oscar Tshiebwe (15), Jacob Toppin (10), Ugonna Onyenso (10) vs. NORTH FLORIDA, 11/23/22

## ASSISTS

**6 assists:** D.J. Wagner (10) vs. GEORGIA, 1/20/24  
**7 assists:** D.J. Wagner (10) vs. GEORGIA, 1/20/24  
**8 assists:** D.J. Wagner (10) vs. GEORGIA, 1/20/24  
**9 assists:** D.J. Wagner (10) vs. GEORGIA, 1/20/24  
**10 assists:** D.J. Wagner (10) vs. GEORGIA, 1/20/24  
**11 assists:** Reed Sheppard (11) at Louisville, 12/21/23  
**12 assists:** TyTy Washington Jr. (17) vs. GEORGIA, 1/8/22  
**13 assists:** TyTy Washington Jr. (17) vs. GEORGIA, 1/8/22  
**14 assists:** TyTy Washington Jr. (17) vs. GEORGIA, 1/8/22  
**15 assists:** TyTy Washington Jr. (17) vs. GEORGIA, 1/8/22  
**16 assists:** TyTy Washington Jr. (17) vs. GEORGIA, 1/8/22  
**17 assists:** TyTy Washington Jr. (17) vs. GEORGIA, 1/8/22  
**18 assists:** Never  
**5+ assists in four consecutive games:** Rob Dillingham (4), 11/17/23-11/28/23  
**8+ assists in two consecutive games:** Rob Dillingham (2), 11/24/23-11/28/23

## BLOCKS

**4 blocks:** Ugonna Onyenso (4) vs. MISSISSIPPI STATE, 1/17/24  
**5 blocks:** Ugonna Onyenso (5) at Texas A&M, 1/13/24  
**6 blocks:** Isaiah Jackson (7) vs. ALABAMA, 1/12/21  
**7 blocks:** Isaiah Jackson (7) vs. ALABAMA, 1/12/21  
**8 blocks:** Isaiah Jackson (8) vs. Kansas, 12/1/20  
**9 blocks:** Willie Cauley-Stein (9) vs. BOISE STATE, 12/10/13  
**10 blocks:** Nerlens Noel (12) at Ole Miss, 1/29/13  
**11 blocks:** Nerlens Noel (12) at Ole Miss, 1/29/13  
**12 blocks:** Nerlens Noel (12) at Ole Miss, 1/29/13  
**13 blocks:** Never

## STEALS

**4 steals:** Reed Sheppard (5) vs. SAINT JOSEPH'S, 11/20/23  
**5 steals:** Reed Sheppard (5) vs. SAINT JOSEPH'S, 11/20/23  
**6 steals:** Cason Wallace (8) vs. Michigan State, 11/15/22  
**7 steals:** Cason Wallace (8) vs. Michigan State, 11/15/22  
**8 steals:** Cason Wallace (8) vs. Michigan State, 11/15/22  
**9 steals:** Never  
**3+ steals in five consecutive games:** Ashton Hagans (7), 12/22/18 - 1/19/19  
**3+ steals in 10 consecutive games:** Never

## MINUTES

**Played every minute:** Antonio Reeves (40) at Arkansas, 3/4/23  
**Played 40+ minutes:** Tre Mitchell (44) at Texas A&M, 1/13/24  
**Played more than 50 minutes:** Patrick Patterson (50) vs. VANDERBILT, 1/12/08

## FOULS

**Fouled out:** Justin Edwards vs. GEORGIA, 1/20/24  
**Two players fouled out:** Jacob Toppin and Cason Wallace vs. Kansas State, 3/19/23  
**Three players fouled out:** Terrence Clarke, Isaiah Jackson, Olivier Sarr, Lance Ware vs. North Carolina, 12/19/20  
**Four players fouled out:** Terrence Clarke, Isaiah Jackson, Olivier Sarr, Lance Ware vs. North Carolina, 12/19/20  
**Technical foul:** John Calipari and Zvonimir Isvic vs. GEORGIA, 1/20/24

## TEAM

### WINS/LOSSES

**Won 10 straight games:** 10, 1/8/19-2/9/19  
**Won 20 straight games:** 38, 11/14/14-3/28/15  
**Won 30 straight games:** 38, 11/14/14-3/28/15  
**Won 40 straight games:** Never  
**Lost consecutive games:** 2, 2/7/23-2/11/23  
**Lost three straight games:** 4, 1/26/21-2/9/21  
**Lost four straight games:** 4, 1/26/21-2/9/21  
**Lost five straight games:** 6, 11/29/20-12/26/20  
**Lost six straight games:** 6, 11/29/20-12/26/20  
**Lost 10 straight games:** Never

### STARTS

**Started four freshmen:** Devin Askew, Brandon Boston Jr., Terrence Clarke, Isaiah Jackson vs. Georgia Tech, 12/6/20  
**Started five freshmen:** Hamidou Diallo, Shai Gilgeous-Alexander, Kevin Knox, Nick Richards, PJ Washington vs. Kansas State, 3/22/17

## SCORING

**Scored 90 or more points:** 105 vs. GEORGIA, 1/20/24 (W, 105-96)  
**Scored 90 or more points (SEC game):** 105 vs. GEORGIA, 1/20/24 (W, 105-96)  
**Scored 100 or more points:** 105 vs. GEORGIA, 1/20/24 (W, 105-96)  
**Scored 100 or more points (SEC game):** 105 vs. GEORGIA, 1/20/24 (W, 105-96)  
**Scored 110 or more points:** 118 vs. MARSHALL, 11/24/23 (W, 118-82)  
**Scored 110 or more points (SEC game):** 110 vs. AUBURN, 2/21/15 (W, 110-75)  
**Scored 120 or more points:** 120 at Vanderbilt, 2/7/96 (W, 120-81)  
**Scored 120 or more points (SEC game):** 120 at Vanderbilt, 2/7/96 (W, 120-81)  
**Scored 130 or more points:** 143 vs. Georgia, 2/27/56 (W, 143-66)  
**Scored 140 or more points:** 143 vs. Georgia, 2/27/56 (W, 143-66)  
**Scored 150 or more points:** Never  
**Scored less than 50 points:** 48 vs. Vanderbilt, 3/15/13 (L, 64-48)  
**Scored 90 points in two consecutive games:** vs. CLEVELAND STATE (11/23/16), vs. UT MARTIN (11/25/16), vs. Arizona State (11/28/16)  
**Scored 100 points in three consecutive games:** vs. CLEVELAND STATE (11/23/16), vs. UT MARTIN (11/25/16), vs. Arizona State (11/28/16)  
**Scored 100 points in consecutive SEC games:** 2/27/56 - 3/3/56

## SHOOTING PERCENTAGES

**Shot 70% or better from the field:** .722 (39-54) vs. MISSISSIPPI STATE, 2/15/86  
**Shot 65% or better from the field:** .679 (38-56) vs. TENNESSEE, 1/15/22  
**Shot 30% or less from the field:** .288 (21-73) at Alabama (1/7/23)  
**Allowed 50% shooting:** .500 (31-62) vs. GEORGIA, 1/20/24  
**Allowed 60% shooting:** .627 (32-51) ARKANSAS, 2/7/23  
**Allowed 30% or less shooting:** .281 (18-64) at Alabama, 2/5/22  
**Allowed 20% or less shooting:** .197 (12-61) vs. MONTANA STATE, 11/23/14

## FREE THROWS

**Shot 90% or better from FT line:** .900 (9-10) vs. A&M-COMMERCE, 11/10/23  
**Shot 100% from FT Line:** 10-10 vs. FLORIDA, 2/22/20  
**Shot 50% or less from FT line:** .500 (5-10) vs. Penn, 12/9/23  
**Attempted 40 FT:** 41 (27-41) vs. TENNESSEE STATE, 11/23/18  
**Attempted five or less FT:** 2 (1-2) at Vanderbilt, 1/24/23  
**Made 30 FT:** 31 (31-36) vs. MISSISSIPPI STATE, 2/4/20

## 3-POINTERS

**Hit 0 3-pointers:** 0 (0-10) vs. RICHMOND, 11/29/20  
**Hit 10 3-pointers:** 14 (14-25) vs. GEORGIA, 1/20/24  
**Hit 11 3-pointers:** 14 (14-25) vs. GEORGIA, 1/20/24  
**Hit 12 3-pointers:** 14 (14-25) vs. GEORGIA, 1/20/24  
**Hit 13 3-pointers:** 14 (14-25) vs. GEORGIA, 1/20/24  
**Hit 14 3-pointers:** 14 (14-25) vs. GEORGIA, 1/20/24  
**Hit 15 3-pointers:** 15 (15-39) at Texas A&M, 1/13/24  
**Hit 16 3-pointers:** 16 (16-27) vs. MARSHALL, 11/24/23  
**Hit 17 3-pointers:** 17 (17-32) vs. STONEHILL, 11/17/23  
**Hit 18 3-pointers:** 20 (20-35) vs. LSU, 3/4/95  
**Hit 19 3-pointers:** 20 (20-35) vs. LSU, 3/4/95  
**Hit 20 3-pointers:** 20 (20-35) vs. LSU, 3/4/95  
**Hit 21 3-pointers:** 21 (21-48) vs. North Carolina, 12/27/89  
**Hit 22 3-pointers:** Never

## SCORING MARGINS

**Won game by 50 points or more:** 58 vs. MONTANA STATE (W, 86-28), 11/23/14  
**Won game by 60 points or more:** 62 vs. VANDERBILT (W, 106-44), 3/5/03  
**Won game by 70 points or more:** 74 vs. UT MARTIN (W, 124-50), 11/26/94  
**Lost game by 20 points or more:** 26 at ALABAMA (L, 78-52), 1/7/23  
**Lost game by 30 points or more:** 34 vs. Duke (L, 118-84), 11/6/18  
**Lost game by 40 points or more:** 41 at Vanderbilt (L, 93-52), 2/12/08  
**Lost game by 50 points or more:** 55 at Kansas (L, 150-95), 12/9/89  
**Lost game by 60 points or more:** 70 at Central (L, 87-17), 1/28/1910  
**Lost game by 70 points or more:** 70 at Central (L, 87-17), 1/28/1910  
**Game decided by one point:** vs. Mississippi State, 3/11/21 (L, 74-73)  
**Game decided by two or fewer points:** at Florida, 1/6/24 (W,

87-85)  
**Game decided by three or fewer points:** at Florida, 1/6/24 (W, 87-85)  
**Two consecutive games decided by one point:** vs. NORTH CAROLINA (W, 73-72), 12/3/11; at Indiana (L, 73-72), 12/10/11  
**Three consecutive games decided by one point:** Never  
**Two consecutive games decided by two or fewer points:** Arkansas (L, 81-80), 2/9/21; Auburn (W, 82-80), 2/13/21  
**Three consecutive games decided by three or fewer points:** at Auburn (L, 99-97 OT), 2/11/74, vs. TENNESSEE (W, 61-58), 2/16/74 and at Ole Miss (L, 61-60), 2/18/74

## COMEBACKS

**Came back from 10-point deficit for win:** 87-85 at Florida (1/6/24); Trailed by 11 at 42-31 (2:10 in 1st)  
**Came back from 11-point deficit for win:** 87-85 at Florida (1/6/24); Trailed by 11 at 42-31 (2:10 in 1st)  
**Came back from 12-point deficit for win:** 81-61 vs. A&M-COMMERCE (11/10/23); Trailed by 13 at 19-6 (13:28 in 1st)  
**Came back from 13-point deficit for win:** 81-61 vs. A&M-COMMERCE (11/10/23); Trailed by 13 at 19-6 (13:28 in 1st)  
**Came back from 14-point deficit for win:** 71-70 at Florida (3/7/20); Trailed by 18 at 59-41 (11:48 in 2nd)  
**Came back from 15-point deficit for win:** 71-70 at Florida (3/7/20); Trailed by 18 at 59-41 (11:48 in 2nd)  
**Came back from 16-point deficit for win:** 71-70 at Florida (3/7/20); Trailed by 18 at 59-41 (11:48 in 2nd)  
**Came back from 17-point deficit for win:** 71-70 at Florida (3/7/20); Trailed by 18 at 59-41 (11:48 in 2nd)  
**Came back from 18-point deficit for win:** 71-70 at Florida (3/7/20); Trailed by 18 at 59-41 (11:48 in 2nd)  
**Came back from 19-point deficit for win:** 73-67 vs. Vanderbilt (2/28/17); Trailed by 19 at 25-6 (8:03 in 1st)  
**Came back from 20-point deficit for win:** 82-79 at Vanderbilt (2/22/97); Trailed by 22 at 40-18 (3:51 in 1st)  
**Came back from 30-point deficit for win:** 99-95 at LSU (2/15/94); Trailed by 31 at 68-37 (15:34 in 2nd)  
**Came back from 31-point deficit for win:** 99-95 at LSU (2/15/94); Trailed by 31 at 68-37 (15:34 in 2nd)

## REBOUNDS

**Pulled down 50 rebounds:** 50 (18-32) vs. NORTH FLORIDA, 11/23/22  
**Pulled down 55 rebounds:** 59 (20-39) vs. Arizona State, 11/28/16  
**Pulled down 60 rebounds:** 62 (19-43) vs. Morehead State, 12/16/95

## OVERTIME GAMES

**Played an overtime game:** at Texas A&M, 1/13/24 (L, 97-92 OT)  
**Won an overtime game:** SAINT JOSEPH'S, 11/20/23 (W, 96-88 OT)  
**Lost an overtime game:** at Texas A&M, 1/13/24 (L, 97-92 OT)  
**Played an SEC overtime game:** MISSISSIPPI STATE, 1/25/22 (W, 82-74 OT)  
**Won an SEC overtime game:** MISSISSIPPI STATE, 1/25/22 (W, 82-74 OT)  
**Lost an SEC overtime game:** at Texas A&M, 1/13/24 (L, 97-92 OT)  
**Played an overtime game in SEC Tournament:** vs. Texas A&M, 3/13/16 (W, 82-77 OT)  
**Won an overtime game in SEC Tournament:** vs. Texas A&M, 3/13/16 (W, 82-77 OT)  
**Played an overtime game in NCAA Tournament:** vs. Saint Peter's, 3/17/22 (L, 85-79 OT)  
**Won an overtime game in NCAA Tournament:** vs. St. Bonaventure, 3/16/00 (W, 85-80 2OT)  
**Lost an overtime game in NCAA Tournament:** vs. Saint Peter's, 3/17/22 (L, 85-79 OT)  
**Played two overtimes:** vs. Michigan State, 11/15/22 (L, 86-77 2OT)  
**Played three overtimes:** vs. TEMPLE 12/7/57 (W, 85-83)  
**Played four or more overtimes:** Never  
**Played two consecutive overtime games:** 1/6/15 vs. OLE MISS (W, 89-86) and 1/10/15 at Texas A&M (70-64)  
**Played three consecutive overtime games:** Never



# THE LAST TIME A UK OPPONENT ...

## INDIVIDUALS

### SCORING

**Scored 25 points:** Jabri Abdur-Rahim (34), GEORGIA, 1/20/24  
**Scored 30 points:** Jabri Abdur-Rahim (34), GEORGIA, 1/20/24  
**Scored 35 points:** Bubba Parham (35), VMI, 11/21/18  
**Scored 40 points:** Elston Turner (40), TEXAS A&M, 1/12/13  
**Scored 45 points:** David Robinson (45), Navy, 1/25/87  
**Scored 50 points:** Austin Carr (50), Notre Dame, 12/29/79  
**Scored 60 points:** Pete Maravich (64), LSU, 2/21/70  
**Scored 65 points:** Never  
**Two players had 20 points:** Jabri Abdur-Rahim (34), Silas Demary Jr. (22) vs. GEORGIA, 1/20/24  
**Three players had 20 points:** Rasir Bolton (24), Drew Timme (22) and Julian Strawther (20), at Gonzaga, 11/20/22  
**Two players had 30 points:** Ronnie Henderson (36) and Claren Ceasar (32), LSU, 2/15/94  
**Five players scored in double figures:** ARKANSAS, 2/7/23

### FIELD GOALS

**Made 15 FG in a game:** David Robinson (17), NAVY, 1/25/87  
**Made 16 FG in a game:** David Robinson (17), NAVY, 1/25/87  
**Made 17 FG in a game:** David Robinson (17), NAVY, 1/25/87  
**Made 18 FG in a game:** Steve Downing (19), Indiana, 12/11/71  
**Made 19 FG in a game:** Steve Downing (19), Indiana, 12/11/71  
**Made 20 FG in a game:** Johnny Neumann (20), Ole Miss, 1/2/71  
**Made 21 FG in a game:** Austin Carr (21), Notre Dame, 12/29/70  
**Made 22 FG in a game:** Austin Carr (22), Notre Dame, 3/12/70  
**Made 23 FG in a game:** Pete Maravich (23), LSU, 2/21/70  
**Made 24 FG in a game:** Never  
**Attempted 17 FG in a game:** Wade Taylor IV (24), Tyrece Radford (22) at Texas A&M, 1/13/24  
**Attempted 18 FG in a game:** Wade Taylor IV (24), Tyrece Radford (22) at Texas A&M, 1/13/24  
**Attempted 19 FG in a game:** Wade Taylor IV (24), Tyrece Radford (22) at Texas A&M, 1/13/24  
**Attempted 20 FG in a game:** Wade Taylor IV (24), Tyrece Radford (22) at Texas A&M, 1/13/24  
**Attempted 25 FG in a game:** JD Notae (26), Arkansas, 2/26/22  
**Attempted 30 FG in a game:** Freeman Williams (40), Portland State, 12/16/17  
**Attempted 35 FG in a game:** Freeman Williams (40), PORTLAND STATE, 12/16/77  
**Attempted 40 FG in a game:** Freeman Williams (40), PORTLAND STATE, 12/16/77  
**Attempted 45 FG in a game:** Johnny Neumann (50), Ole Miss, 1/2/71  
**Attempted 50 FG in a game:** Johnny Neumann (50), Ole Miss, 1/2/71  
**Attempted 53 FG in a game:** Pete Maravich (53), LSU, 2/22/69  
**Attempted 54 FG in a game:** Never

### 3-POINTERS

**Made 5 3-pointers in a game:** Jabri Abdur-Rahim (7), vs. GEORGIA, 1/20/24  
**Made 6 3-pointers in a game:** Jabri Abdur-Rahim (7), vs. GEORGIA, 1/20/24  
**Made 7 3-pointers in a game:** Jabri Abdur-Rahim (7), vs. GEORGIA, 1/20/24  
**Made 8 3-pointers in a game:** Bubba Parham (10), VMI, 11/18/18  
**Made 9 3-pointers in a game:** Bubba Parham (10), VMI, 11/18/18  
**Made 10 3-pointers in a game:** Bubba Parham (10), VMI, 11/18/18  
**Made 11 3-pointers in a game:** Corey Allmond (11), Sam Houston State, 11/19/2009  
**Made 12 3-pointers in a game:** Never  
**Attempted 10 3-pointers in a game:** Jabri Abdur-Rahim (14), vs. GEORGIA, 1/20/24  
**Attempted 15 3-pointers in a game:** Bubba Parham (16), VMI, 11/18/18  
**Attempted 16 3-pointers in a game:** Bubba Parham (16), VMI, 11/18/18  
**Attempted 17 3-pointers in a game:** Chris Jackson (17), LSU, 2/15/90  
**Attempted 18 3-pointers in a game:** Jeff Boschee (18), Kansas, 3/14/99  
**Attempted 19 3-pointers in a game:** Never

### FREE THROWS

**Made 10 FT in a game:** Jabri Abdur-Rahim (11), Silas Demary Jr. (10), vs. GEORGIA, 1/20/24  
**Made 11 FT in a game:** Jabri Abdur-Rahim (11), vs. GEORGIA, 1/20/24  
**Made 12 FT in a game:** Xavier Pinson (12), LSU, 2/23/22

**Made 13 FT in a game:** Samir Doughty (14), Auburn, 2/1/20  
**Made 14 FT in a game:** Samir Doughty (14), Auburn, 2/1/20  
**Made 15 FT in a game:** Brenton Williams (15), South Carolina, 3/1/14  
**Made 16 FT in a game:** Dan Cross (16), FLORIDA, 2/18/95  
**Made 17 FT in a game:** John Mengelt (17), AUBURN, 3/2/70  
**Made 18 FT in a game:** Pete Maravich (18), LSU, 2/21/70  
**Made 19 FT in a game:** Never  
**Attempted 15 FT in a game:** Samir Doughty (15), Auburn, 2/1/20  
**Attempted 20 FT in a game:** Harding McCaleb (25), Louisville, 2/22/1916  
**Attempted 25 FT in a game:** Harding McCaleb (25), Louisville, 2/22/1916  
**Attempted 26 FT in a game:** Never

### REBOUNDS

**15 Rebs:** Myles Foster (15), vs. ILLINOIS STATE, 12/29/23  
**16 Rebs:** Hunter Dickinson (21), vs. Kansas, 11/14/23  
**17 Rebs:** Hunter Dickinson (21), vs. Kansas, 11/14/23  
**18 Rebs:** Hunter Dickinson (21), vs. Kansas, 11/14/23  
**19 Rebs:** Hunter Dickinson (21), vs. Kansas, 11/14/23  
**20 Rebs:** Hunter Dickinson (21), vs. Kansas, 11/14/23  
**25 Rebs:** Leon Douglas (25), ALABAMA, 1/20/75  
**30 Rebs:** Kenneth Stanley (30), SOUTHERN CAL, 12/4/61  
**31 Rebs:** Never  
**Two players had 10 rebounds:** Hunter Dickinson (21) and Kevin McCullar Jr. (10), vs. Kansas, 11/14/23  
**Three players had 10 rebounds:** Craig Victor II (12), Tim Quarterman (10), Ben Simmons (10), LSU, 1/5/16

### ASSISTS

**10 assists:** Kevin McCullar Jr. (10), vs. Kansas, 11/14/23  
**11 assists:** Dwyane Wade (11), Marquette, 3/29/03  
**12 assists:** Edgar Padilla (12), UMass, 3/30/96  
**13 assists:** Billy McCaffrey (14), Vanderbilt, 1/13/93  
**14 assists:** Billy McCaffrey (14), Vanderbilt, 1/13/93  
**15 assists:** Eric Richardson (15), Alabama, 2/4/84  
**16 assists:** Never

### BLOCKS

**5 blocks:** Makhel Mitchell (5), ARKANSAS, 2/7/23  
**6 blocks:** Jamarion Sharp (7), WESTERN KENTUCKY, 12/22/21  
**7 blocks:** Jamarion Sharp (7), WESTERN KENTUCKY, 12/22/21  
**8 blocks:** Jarvis Varnado (10), Mississippi State, 1/15/08  
**9 blocks:** Jarvis Varnado (10), Mississippi State, 1/15/08  
**10 blocks:** Jarvis Varnado (10), Mississippi State, 1/15/08  
**11 blocks:** Samaki Walker (11), Louisville, 1/1/95  
**12 blocks:** Never

### STEALS

**5 steals:** Andersson Garcia (5), at Texas A&M, 1/13/24  
**6 steals:** Mark Sears (6), at Alabama, 1/7/23  
**7 steals:** Ben Simmons (7), LSU, 3/5/16  
**8 steals:** Never

### TRIPLE-DOUBLE

**Had a triple-double:** Kevin McCullar Jr. 12 points, 10 rebounds, 10 assists, vs. Kansas, 11/14/23

## TEAM

### SCORING

**Scored 90 or more points:** 96, vs. GEORGIA, 1/20/24 (W, 105-96)  
**Scored 90 or more points (SEC game):** 96, vs. GEORGIA, 1/20/24 (W, 105-96)  
**Scored 100 or more points:** 118, Duke, 11/6/18 (L, 118-84)  
**Scored 100 or more points (SEC game):** 101, Arkansas, 2/10/93 (L, 101-94)  
**Scored 110 or more points:** 118, Duke, 11/6/18 (L, 118-84)  
**Scored 110 or more points (SEC game):** 110, Vanderbilt, 3/4/67 (L, 110-94)  
**Scored 120 or more points:** 121, North Carolina, 12/27/89 (L, 121-110)  
**Scored 120 or more points (SEC game):** Never  
**Scored 130 or more points:** 150, Kansas, 12/9/89 (L, 150-95)  
**Scored 140 or more points:** 150, Kansas, 12/9/89 (L, 150-95)  
**Scored 150 or more points:** 150, Kansas, 12/9/89 (L, 150-95)  
**Scored 160 or more points:** Never  
**Scored less than 50 points:** 46, NEW MEXICO STATE, 11/6/23 (W, 86-46)  
**Scored less than 50 points (SEC game):** 48, SOUTH CAROLINA, 2/5/19 (W, 76-48)  
**Scored less than 40 points:** 39, West Virginia, 3/26/15 (W, 78-39)

**Scored less than 40 points (SEC game):** 37, MISSOURI, 1/13/15 (W, 86-37)  
**Scored less than 30 points:** 28, MONTANA STATE, 11/23/14 (W, 86-28)  
**Scored less than 30 points (SEC game):** 26, GEORGIA TECH, 1/28/46 (W, 86-37)  
**Scored less than 20 points:** 18, WESTERN ONTARIO, 12/10/49 (W, 90-21)  
**Scored less than 20 points (SEC game):** 18, ALABAMA, 2/10/40 (W, 46-18)  
**Scored less than 10 points:** 9, Tulane, 12/21/34 (W, 39-9)  
**Scored less than 10 points (SEC game):** Never

### SHOOTING PERCENTAGES

**Shot 70% from the field:** Never  
**Shot 60% from the field:** .627 (32-51), ARKANSAS, 2/7/23  
**Shot 50% from the field:** .500 (31-62), vs. GEORGIA, 1/20/24  
**Shot 30% or less from the field:** .281 (18-64) at Alabama, 2/5/22  
**Shot 20% or less from the field:** .197 (12-61), MONTANA STATE, 11/23/14  
**Shot 10% or less from the field:** Never (shooting percentages not recorded prior to 1947)

### 3-Pointers

**Made 10 or more 3-pointers:** 11 (11-24), at South Carolina, 1/23/24  
**Made 15 or more 3-pointers:** 15 (15-37), SAINT JOSEPH'S, 11/20/23  
**Made 20 or more 3-pointers:** Never  
**Made zero 3-pointers:** 0 (0-15), Auburn, 1/19/13  
**Attempted 30 or more 3-pointers:** 32 (12-32), at Texas A&M, 1/13/24

### FREE THROWS

**Shot 90% or better from FT line:** 90.0 (18-20), vs. Vanderbilt, 3/10/23  
**Shot 100% from FT Line:** 16-16, TEXAS A&M, 1/21/23  
**Shot 50% or less from FT line:** .455 (5-11), A&M-COMMERCE, 11/10/23  
**Attempted 40 FT:** 44 (33-44), Auburn, 2/1/20  
**Attempted five or less FT:** 5 (5-5), NEW MEXICO STATE, 11/6/23  
**Made 30 FT:** 33 (33-44), Auburn, 2/1/20

### REBOUNDS

**Pulled down 50 rebounds:** 54 (25-29), at Texas A&M, 1/13/24  
**Pulled down 20 offensive rebounds:** 25, at Texas A&M, 1/13/24



# RUPP ARENA AT CENTRAL BANK CENTER

## Year-by-Year Records

Season	W-L	Percentage
2023-24	10-1	.909
2022-23	14-4	.778
2021-22	18-0	1.000
2020-21	5-6	.455
2019-20	16-2	.889
2018-19	17-1	.944
2017-18	16-2	.889
2016-17	15-2	.882
2015-16	17-0	1.000
2014-15	19-0	1.000
2013-14	16-2	.889
2012-13	16-2	.889
2011-12	18-0	1.000
2010-11	15-0	1.000
2009-10	18-0	1.000
2008-09	12-6	.667
2007-08	14-4	.778
2006-07	14-2	.875
2005-06	10-5	.667
2004-05	14-1	.933
2003-04	11-2	.846
2002-03	12-1	.923
2001-02	12-3	.800
2000-01	11-1	.917
1999-2000	14-0	1.000
1998-99	12-1	.923
1997-98	9-3	.750
1996-97	12-1	.923
1995-96	13-0	1.000
1994-95	12-1	.923
1993-94	13-1	.929
1992-93	16-0	1.000
1991-92	15-2	.882
1990-91	13-0	1.000
1989-90	13-2	.867
1988-89	8-6	.571
1987-88	14-2	.875
1986-87	13-2	.867
1985-86	18-0	1.000
1984-85	11-3	.786
1983-84	16-0	1.000
1982-83	14-1	.933
1981-82	15-1	.938
1980-81	15-0	1.000
1979-80	12-3	.800
1978-79	11-4	.733
1977-78	16-0	1.000
1976-77	12-2	.857
<b>Total</b>	<b>657-82</b>	<b>.890</b>

**Year Opened:** 1976  
**First Game:** Nov. 27, 1976  
**All-Time Record:** 657-81 (89.0%)  
**Record Under Calipari:** 230-22 (91.3%)  
**Capacity:** 20,500  
**Record Crowd:** 24,479 (1/20/10)  
**Longest Win Streak:** 54 (11/9/10-12/1/12)  
**Current Win Streak:** 4

## Cats Rock at Rupp

The Wildcats are 657-82 (89.0%) in Rupp Arena. Among the most notable marks of dominance as the nation's toughest venue to play include:

- School record 54-game winning streak to begin the John Calipari era
- Kentucky is 354-49 (87.8%) in regular-season SEC games in Rupp
- The Wildcats set a program home record of 19 wins in 2014-15
- UK has gone undefeated at home in six of Calipari's 14 seasons
- Kentucky has a perfect mark in 14 of Rupp Arena's 46 seasons

## 600 Wins at Rupp in Record Time

With a victory over Fairleigh Dickinson on Dec. 7, 2019, Kentucky reached the 600-win mark at Rupp Arena faster than any other program in NCAA Division I level history. UK needed just 670 games to reach win No. 600 in Rupp Arena.

It took UCLA, which previously owned the fastest pace to 600 wins, 689 games in Pauley Pavilion. Only one other team, Kansas, achieved win No. 600 in fewer than 700 games at its home venue. The Jayhawks reached the significant win in their 699th game.

## Cal Owns Longest Win Streaks in Rupp

With UK's 2011-12 season-opening victory over Marist, UK head coach John Calipari recorded his 34th consecutive win in Rupp Arena as UK's head coach. It broke former UK head coach Rick Pitino's longest streak of 33 games in the venue.

The winning streak reached as long as 54 games. Calipari didn't suffer his first loss in Rupp Arena until losing to Baylor in his fourth season, in 2012-13. The 54-game run, however, was his longest career home winning streak. He also had the second-longest streak in the arena as the Cats won 42 straight from March 4, 2014 to Nov. 25, 2016.

## New Court Design in 2023-24

A new basketball court is slated to come to Rupp Arena at Central Bank Center in 2023-24. It features the UK logo at midcourt and a contrasting wood stain outline of the State of Kentucky earlier this season. The updated court design also features perimeter borders painted Kentucky Blue with the Kentucky Wordmark on each baseline, the Rupp Arena at Central Bank Center logos on the wings and the Southeastern Conference logos in the lanes.

The Cawood's Court marker memorializing legendary radio play-by-play announcer Cawood Ledford remains at midcourt in front of the broadcast table on the opposite side from the team benches, and the UK logo with "Mr. Wildcat" honoring longtime manager Bill Keightley is still in front of the UK bench.

## Pack the House

Until reducing capacity for the 2019-20 season, Kentucky had led the nation in average home attendance in 20 of 24 seasons. That number included a Rupp Arena record of 24,110 in John Calipari's first season (2009-10) as head coach and averaging more than 23,000 in seven of Calipari's first 10 seasons.

Kentucky averaged 19,873 in 18 home games in 2022-23.

## The Top-Ranked Team at Home

Kentucky has lost just four times at home as the Associated Press top-ranked team in the history of the program and just three times in Rupp Arena. Prior to the losses to Evansville (Nov. 12, 2019) and UCLA (Dec. 3, 2016), the other two losses came by just one point.

The Wildcats are 54-3 all-time as the AP No. 1 team in Rupp Arena since its opening in 1976. The first loss was to Auburn, 53-52, on Jan. 9, 1988.

## Coach Cal in Rupp Arena

It's been downright difficult to beat Kentucky in Rupp Arena during the John Calipari era. UK is 230-22 (91.3%) in Rupp Arena under Calipari.

- Kentucky is 26-7 (78.8%) vs. Associated Press Top 25 opponents in Rupp in the Calipari era
- UK is 204-15 (93.2%) vs. AP unranked teams in Rupp under Calipari
- The Wildcats are 118-8 (93.7%) at home vs. nonconference foes under Calipari
- Calipari notched his 100th career win in Rupp Arena as Kentucky's coach with the Wildcats' 110-75 rout of Auburn on Feb. 21, 2014. It took Calipari 104 games to reach the century mark, the fastest of any UK coach

## Cal is All-Time Winningest Coach in Rupp History

With a 101-70 victory over Cleveland State on Nov. 23, 2016, John Calipari passed former UK head coach Joe B. Hall for most wins in Rupp Arena. Calipari now has 230 wins inside the historic venue, more than 100 than Hall's 122 victories.

## 2023-24 Opponent Breakdown

### New Mexico State (Nov. 6)

All-time games in Rupp Arena: 1  
 UK record in Rupp vs. NMSU: 1-0  
 Last time in Rupp Arena: UK, 86-46 (11/6/23)

### Texas A&M-Commerce (Nov. 10)

All-time games in Rupp Arena: 1  
 UK record in Rupp vs. TAMUC: 1-0  
 Last time in Rupp Arena: UK, 81-61 (11/10/23)

### Stonehill (Nov. 17)

All-time games in Rupp Arena: 1  
 UK record in Rupp vs. SC: 1-0  
 Last time in Rupp Arena: UK, 101-67 (11/17/23)

### Saint Joseph's (Nov. 20)

All-time games in Rupp Arena: 1  
 UK record in Rupp vs. SJU: 1-0  
 Last time in Rupp Arena: UK, 96-88<sup>OT</sup> (11/20/23)

### Marshall (Nov. 24)

All-time games in Rupp Arena: 5  
 UK record in Rupp vs. MU: 5-0  
 Last time in Rupp Arena: UK, 118-82 (11/24/23)

### Miami (Nov. 28)

All-time games in Rupp Arena: 3  
 UK record in Rupp vs. UM: 2-1  
 Last time in Rupp Arena: UK, 95-73 (11/28/23)

### UNC Wilmington (Dec. 2)

All-time games in Rupp Arena: 1  
 UK record in Rupp vs. UNCW: 0-1  
 Last time in Rupp Arena: UNCW, 80-73 (12/2/23)

### Illinois State (Dec. 29)

All-time games in Rupp Arena: 2  
 UK record in Rupp vs. ISU: 2-0  
 Last time in Rupp Arena: UK, 90-76 (12/29/23)

### Missouri (Jan. 9)

All-time games in Rupp Arena: 6  
 UK record in Rupp vs. MU: 7-0  
 Last time in Rupp Arena: UK, 90-77 (1/9/24)

### Mississippi State (Jan. 17)

All-time games in Rupp Arena: 33  
 UK record in Rupp vs. MSU: 31-2  
 Last time in Rupp Arena: UK, 90-77 (1/17/24)

### Georgia (Jan. 20)

All-time games in Rupp Arena: 44  
 UK record in Rupp vs. UGA: 40-4  
 Last time in Rupp Arena: UK, 105-96 (1/20/24)

### Florida (Jan. 31)

All-time games in Rupp Arena: 47  
 UK record in Rupp vs. UF: 38-9  
 Last time in Rupp Arena: UK, 72-67 (2/4/23)

### Tennessee (Feb. 3)

All-time games in Rupp Arena: 47  
 UK record in Rupp vs. UT: 40-7  
 Last time in Rupp Arena: UK, 66-54 (2/18/23)

### Gonzaga (Feb. 10)

All-time games in Rupp Arena: 0  
 UK record in Rupp vs. GU: 0-0  
 Last time in Rupp Arena: n/a

### Ole Miss (Feb. 13)

All-time games in Rupp Arena: 33  
 UK record in Rupp vs. OM: 32-1  
 Last time in Rupp Arena: UK, 83-72 (3/1/22)

### Alabama (Feb. 24)

All-time games in Rupp Arena: 34  
 UK record in Rupp vs. UA: 28-6  
 Last time in Rupp Arena: UK, 90-81 (2/23/22)

### Arkansas (March 2)

All-time games in Rupp Arena: 18  
 UK record in Rupp vs. UA: 13-5  
 Last time in Rupp Arena: UA, 88-73 (2/7/23)

### Vanderbilt (March 6)

All-time games in Rupp Arena: 45  
 UK record in Rupp vs. VU: 42-3  
 Last time in Rupp Arena: VU, 68-66 (3/1/23)



# COACH CALIPARI

## Calipari Reaches 800 Career Victories in 2021-22; 400 Wins at Kentucky in 2023-24

With Kentucky's overtime win over Mississippi State on Jan. 25, 2022, John Calipari reached 800 on-court wins. At the time he was one of just 22 coaches, regardless of NCAA level of classification, to reach that barrier. Only 14 coaches have done it with at least 10 seasons at the Division I level.

Calipari became the fourth-fastest coach to 800 on-court wins ever at 1,037 games. Only Adolph Rupp (972 games), Roy Williams (1,012 games) and Dean Smith (1,029 games) did it faster. At Kentucky, Calipari owns the second-most wins in program history, trailing only the legendary Adolph Rupp, who led the Wildcats for 41 seasons and spanned 1,066 games.

Although Calipari is still climbing the charts, he is doing it nearly as fast as anyone else in NCAA history. When he defeated Mississippi State on Jan. 17, 2024, Calipari became the third-fastest active head coach to 400 wins at a single program, trailing only Bill Self (Kansas - 484 games) and Mark Few (Gonzaga - 499 games). Calipari needed just 516 games to reach the 400-win plateau, and in Division I history he reached that milestone in the eighth-fewest games. Rupp in just 477 games was the fastest to achieve the feat.

### **Coaching On-Court Win Totals at the Division I Level through games on Jan. 23, 2024:**

1. Mike Krzyzewski - 1,202
2. Adolph Rupp - 972
3. Roy Williams - 1,012
4. Dean Smith - 1,029
5. John Calipari - 846 (*active*)
6. Rick Pitino - 846 (*active*)
7. Adolph Rupp - 876
8. Bob Huggins - 863
9. John Calipari - 846 (*active*)
10. Rick Pitino - 846 (*active*)

## Calipari Ahead of the Pack at Kentucky

Through 14 seasons at Kentucky, John Calipari's time in Lexington has been every bit as successful -- and more -- as fans hoped it would when he agreed to become the head coach at Kentucky in the spring of 2009.

By just about every measure, he is the most successful coach in college basketball during the last decade-plus. Among schools who have been to at least two Final Fours since 2009-10, Calipari ranks:

- First in NCAA Tournament wins (32)
- First in Final Four appearances (four)
- First in Elite Eight appearances (seven)
- First in Sweet Sixteen appearances (eight)
- Second in league tournament titles (six)
- Third in regular-season conference titles (six)
- Third in NCAA titles (one)

## First-Ballot Hall of Famer

Kentucky men's basketball coach John Calipari joined basketball's fraternity of legends in September 2015 after being elected to the Naismith Memorial Basketball Hall of Fame on the first ballot.

Calipari joined an elite group of basketball players and coaches in the Naismith Hall of Fame, considered to be one of the ultimate honors in the sport. The Class of 2015 included Calipari, Dick Bevetta, Wildcat Louie Dampier, Lindsay Gaze, Tom Heinsnon, John Isaacs, Spencer Haywood, Lisa Leslie, Dikembe Mutombo, George Raveling and Jojo White.

Calipari was inducted in Springfield, Massachusetts. Nearly 70 former players joined him on stage during his acceptance speech.

## Calipari Receives Jefferson Award

Kentucky men's basketball head coach John Calipari received the Jefferson Award for Outstanding Public Service in Sports by Multiplying Good on Nov. 2, 2022. For more than 50 years, Multiplying Good has honored those who put others first. Those receiving the Jefferson Award are empowered to do more, while their stories of extraordinary public service inspire others to action. It is an award that underscores impact.

- Founded over 50 years ago by Jackie Kennedy Onassis, Sen. Bob Taft Jr., and Sam Beard, Multiplying Good is the world's most foremost and highly celebrated organization focused on and honoring public service
- Other recipients of the Jefferson Award include Arthur Ashe, Tom Brokaw, Larry Fitzgerald, Betty Ford, John Glenn, Bob Hope, Steve Jobs, Shaquille O'Neal, General Colin Powell, John D. Rockefeller and Oprah Winfrey
- Calipari is the first men's college basketball coach to receive the honor

## Coach Cal Immortalized at UMass, Clarion, Conference USA

John Calipari's Hall of Fame rise began at UMass, and the school honored his program's breakthrough in the 1990s by unveiling a statue of Calipari on the Amherst campus in September 2021. Calipari was one of four icons synonymous with UMass basketball to earn the honor. Calipari's statue was unveiled next to Marcus Camby, Julius Erving and the late Jack Leaman outside the Mullins Center.

At UMass, Calipari led the Minutemen to a 193-71 on-court record in his eight seasons as head coach from 1989-96. His .731 career winning percentage remains the best in school history, and he ranks second all-time at UMass in victories with 193. Calipari led UMass to

five straight NCAA Tournament appearances from 1992 to 1996 after UMass had gone to the NAAs only once in the first 81 years of the program. His Minutemen made the Atlantic 10's first and only Final Four appearance during the 1996 season, during which they went 35-2 overall and spent 10 weeks ranked No. 1 in the nation. Following the 1996 season, Calipari was named National Coach of the Year by the National Association of Basketball Coaches, The Sporting News and Naismith.

Not only did John Calipari have a statue erected in his honor, the court at Clarion -- Calipari's alma mater -- is now named after the Hall of Famer. The court in Tiffin Gymnasium was officially renamed the John V. Calipari Court in September 2021 and will be known as Coach Cal Court.

Like many coaches, Calipari began his career in basketball on the court as a player. He was a star high school basketball player at Moon High School in Western Pennsylvania under another Clarion graduate Joe Sacco. Calipari started his college playing career at UNC Wilmington before transferring to Clarion in 1981, helping the Golden Eagles reach their first NCAA Division II Tournament in program history that year.

In the summer of 2022, Calipari was enshrined into the Conference USA Hall of Fame. Calipari is being honored by the league for his impressive tenure as head men's basketball coach at the University of Memphis, where he coached from the 2000-01 season through 2008-09. Calipari led the Tigers to the 2008 NCAA title game, including 38 wins that season, making him the winningest coach for a single season in NCAA history. As a result, he earned his second Naismith National Coach of the Year honor, becoming only the second coach to earn the honor multiple times since its inception in 1987. He was also C-USA Coach of the Year that season.

Calipari, the 2009 Sports Illustrated National Coach of the Year, led the Tigers to nine straight 20-win campaigns and nine consecutive postseason appearances, the only Memphis coach to do that. He posted 252 on-court wins -- 28.0 wins per season -- as the Tigers' head coach, making him the winningest coach in school history. From 2006-08, the Tigers won 104 games, making Calipari the winningest head coach in NCAA Division I history in a three-year span.

## Calipari Named Coach of the Decade

Underscored by more victories than any other coach or program in his first 10 seasons at the helm at Kentucky, more Final Four appearances, a record number of NBA Draft picks, and the 2012 national championship, John Calipari was named the College Basketball Coach of the Decade by Sporting News in January 2020.

In a piece penned by national writer Mike DeCourcy, Sporting News credited Calipari for changing the college basketball landscape. Detailing Calipari's success -- what DeCourcy described as a "college basketball revolution" -- DeCourcy wrote that "no one defined the 2010s in the same way as Calipari ... nor achieved the same degree of consistent success."

In an era where kids can enter the NBA Draft at 19 years old, Calipari masterfully balances the priority of players' long-term professional dreams with individual and team development, leading to on-court success that no other team has matched.

## Calipari Unrivaled in Conference

John Calipari has won 16 league regular-season championships (including six Southeastern Conference titles) seven more than the next-closest coach in the SEC (Bruce Pearl has nine). Calipari has won six SEC Tournament championships at Kentucky and owns 15 conference tournament titles in his career, 10 more than his closest competitor (Nate Oats).

Calipari has tallied a 397-128 (75.6%) all-time record within conference play as a head coach and owns a 189-62 (75.3%) record since joining the SEC.

Although he's been publicly outspoken against conference tournaments -- only because he doesn't favor playing three or more games on consecutive days to win the tournament -- his teams have gotten up for them. Calipari's teams at UMass, Memphis and Kentucky have been to 19 conference championship games in his career, winning a remarkable 15 of them. Calipari is 58-15 (79.5%) all-time in conference tournaments, including 24-7 (77.4%) at UK. Calipari ranks third in SEC Tournament wins.

## There's No Place Like Home

John Calipari-coached teams have posted an all-time record of 469-54 (89.7%) record at home in his stops at UMass, Memphis and Kentucky. At UK, Coach Cal is 230-22 (91.3%) in Rupp Arena.

In six of Calipari's seasons at Kentucky, the Wildcats have posted an undefeated record at home, including a school-record 19-0 mark during the 2014-15 season.

Calipari owns both of UK's longest winning streaks in the arena. He began his career at UK with a 54-game winning streak at Rupp Arena. It was the longest winning streak since the arena opened in 1976. With a win over Georgia on Feb. 9, 2016, he secured the second-longest streak in the storied building at 34 games (which ended at 42).

Coach	Streak (Yrs)
1. <b>John Calipari</b>	<b>54 (2010-13)</b>
2. <b>John Calipari</b>	<b>42 (2014-17)</b>
3. Rick Pitino	33 (1992-94)
4. Joe B. Hall	30 (1981-82)
5. <b>John Calipari</b>	<b>28 (2021-23)</b>

## Life Away From Home Isn't So Bad Either

As good as John Calipari's team's have been at home, they're pretty good in hostile





# COACH CALIPARI

## UK vs. AP Ranked Foes Under Cal Record as AP Top-Ranked Coach Since 2009-10

Coach	Schools	Records
1. John Calipari	Kentucky	69-8
2. Mark Few	Gonzaga	68-8
3. Mike Krzyzewski	Duke	53-12
4. Bill Self	Kansas	51-10
5. Jay Wright	Villanova	28-6
6. Scott Drew	Baylor	16-4
7. Jim Boeheim	Syracuse	15-4
Matt Painter	Purdue	15-6
9. Tom Crean	Indiana	14-3
10. Thad Matta	Ohio State	13-2

## Record as AP Top-Ranked Coach Active

Coach	Schools	Records
1. John Calipari	UK, Memphis, UMass	110-13
2. Mark Few	Gonzaga	68-8
3. Bill Self	Kansas	53-11
4. Bruce Weber	Illinois	30-2
5. Thad Matta	Ohio State	22-3
6. Scott Drew	Baylor	16-4
7. Tom Izzo	Michigan State	15-5
Matt Painter	Purdue	15-6
9. Sean Miller	Arizona	12-1
10. Rick Barnes	Texas, Tennessee	9-3

as of Jan. 23, 2024

## All-Time Calipari Draft Picks

Player (School)	Round	Year (Overall)
Bam Adebayo (UK)	First	2017 (14)
Eric Bledsoe (UK)	First	2010 (18)
Devin Booker (UK)	First	2015 (13)
Brandon Boston Jr. (UK)	Second	2021 (51)
Antonio Burks (MEM)	Second	2004 (36)
Marcus Camby (UMASS)	First	1996 (2)
Rodney Carney (MEM)	First	2006 (16)
DeMarcus Cousins (UK)	First	2010 (5)
Willie Cauley-Stein (UK)	First	2015 (6)
Anthony Davis (UK)	First	2012 (1)
Hamidou Diallo (UK)	Second	2018 (45)
Joey Dorsey (MEM)	Second	2008 (33)
C. Douglas-Roberts (MEM)	Second	2008 (40)
Robert Dozier (MEM)	Second	2009 (60)
Tyreke Evans (MEM)	First	2009 (4)
De'Aaron Fox (UK)	First	2017 (5)
S. Gilgeous-Alexander (UK)	First	2018 (11)
Archie Goodwin (UK)	First	2013 (29)
Josh Harrellson (UK)	Second	2011 (45)
Andrew Harrison (UK)	Second	2015 (44)
Tyler Herro (UK)	First	2019 (13)
Isaiah Jackson (UK)	First	2021 (22)
Dakari Johnson (UK)	Second	2015 (48)
Keldon Johnson (UK)	First	2019 (29)
Terrence Jones (UK)	First	2012 (18)
Enes Kanter (UK)	First	2011 (3)
Michael Kidd-Gilchrist (UK)	First	2012 (2)
Brandon Knight (UK)	First	2011 (8)
Kevin Knox (UK)	First	2018 (9)
Skal Labissiere (UK)	First	2016 (28)
Doron Lamb (UK)	Second	2012 (42)
DeAndre Liggins (UK)	Second	2011 (53)
Chris Livingston (UK)	Second	2023 (58)
Trey Lyles (UK)	First	2015 (12)
Tyrese Maxey (UK)	First	2020 (21)
Darius Miller (UK)	Second	2012 (46)
Malik Monk (UK)	First	2017 (11)
Jamal Murray (UK)	First	2016 (7)
Nerlens Noel (UK)	First	2013 (6)
Daniel Orton (UK)	First	2010 (29)
Patrick Patterson (UK)	First	2010 (14)
Immanuel Quickley (UK)	First	2020 (25)
Julius Randle (UK)	First	2014 (7)
Nick Richards (UK)	Second	2020 (42)
Lou Roe (UMass)	Second	1995 (30)
Derrick Rose (MEM)	First	2008 (1)
Shaeldon Sharpe (UK)	First	2022 (7)
Marquis Teague (UK)	First	2012 (29)
Karl-Anthony Towns (UK)	First	2015 (1)
Tyler Ulis (UK)	Second	2016 (34)
Jarred Vanderbilt (UK)	Second	2018 (41)
Dajuan Wagner (MEM)	First	2002 (6)
John Wall (UK)	First	2010 (1)
Cason Wallace (UK)	First	2023 (10)
PJ Washington (UK)	First	2019 (12)
TyTy Washington Jr. (UK)	First	2022 (29)
Shawne Williams (MEM)	First	2006 (17)
James Young (UK)	First	2014 (17)

environments on the road. Dating back to the 2005-06 season, Calipari has recorded a 126-64 (66.3%) record on the road. At neutral-site venues, Kentucky is 85-34 (71.4%) under Calipari.

## Calipari in Elite Company with Conference Championships

When Kentucky clinched a share of the 2017 Southeastern Conference championship, John Calipari became the first NCAA Division I coach to lead three different programs (UMass, Memphis, Kentucky) to five on-court regular-season league titles five different times. He won the Atlantic 10 at the helm of UMass in 1992, '93, '94, '95 and '96, Memphis claimed the Conference USA crown in 2004, '06, '07, '08 and '09, and Kentucky has captured the SEC six times in 2010, '12, '15, '16, '17 and '20.

Perhaps more impressive is that Calipari has 31 combined regular-season and tournament championships after clinching the SEC regular-season crown in 2020. That trails only Mark Few of Gonzaga (41 titles), among all active coaches. All-time, Calipari trails only the great Adolph Rupp (41) and Few. Bill Self (Kansas) also has 31 combined titles.

## Calipari at No. 1

John Calipari is one of just two coaches (Frank McGuire) to lead three programs to a No. 1 ranking in the Associated Press Top 25.

Calipari has led seven of his 15 UK teams to the No. 1 ranking and eight of his last 17 teams to the top (he's done it 10 times overall). When Coach Cal's teams are at the top, they're difficult to knock off:

- Calipari is 110-13 (89.4%) as the top-ranked Associated Press Top 25 coach in the country
- He's 69-8 (89.6%) when his team is atop the AP Top 25 as UK's head coach
- Calipari tallied a 32-4 mark at UMass at No. 1 and he was 9-1 at Memphis

## UK Collegiate Awards Under Calipari

<b>National Player of the Year</b> John Wall (2010) <i>Adolph Rupp, Yahoo!, Rivals</i>	Julius Randle (2014) (Coaches/AP) Karl-Anthony Towns (2015) (Coaches/AP) Malik Monk (2017) (Coaches/AP) Kevin Knox (2018) (Coaches) Tyler Herro (2019) (AP) Keldon Johnson (2019) (Coaches)	2014 (Coaches/AP) 2015 (Coaches/AP) 2017 (Coaches/AP) 2018 (Coaches) 2019 (AP) 2019 (Coaches)	Willie Cauley-Stein (2013) Archie Goodwin (2013) Nerlens Noel (2013) Alex Poythress (2013) Julius Randle (2014) James Young (2014) Devin Booker (2015) Trey Lyles (2015) Karl-Anthony Towns (2015) Tyler Ulis (2015) Jamal Murray (2016) Bam Adebayo (2017) De'Aaron Fox (2017) Malik Monk (2017) Shai Gilgeous-Alexander (2018) Kevin Knox (2018) Tyler Herro (2019) Keldon Johnson (2019) Tyrese Maxey (2020) Isaiah Jackson (2021) TyTy Washington Jr. (2022) Chris Livingston (2023) Cason Wallace (2023)
Anthony Davis (2012) <i>Adolph Rupp, AP, CBS, Basketball Times, Naismith, Sporting News, USBWA, Wooden</i>	<b>SEC Sixth Man of the Year</b> Darius Miller (2012) (Coaches) Kyle Wiltjer (2013) (Coaches) Devin Booker (2015) (Coaches) Antonio Reeves (2023) (Coaches)	2012 (Coaches) 2013 (Coaches) 2015 (Coaches) 2023 (Coaches)	<b>CoSIDA Academic All-America</b> Alex Poythress (2nd) 2016
Oscar Tshiebwe (2022) <i>AP, CBS, College Hoops Today, NABC, Naismith, Sporting News, The Athletic, The Field of 68, USBWA, USA Today, Wooden</i>	<b>All-SEC</b> DeMarcus Cousins (2010) 1st (Coaches/AP) Patrick Patterson (2010) 1st (Coaches)/2nd(AP) John Wall (2010) 1st (Coaches/AP) Terrence Jones (2011) 1st (Coaches/AP) Brandon Knight (2011) 1st (Coaches)/2nd(AP) Anthony Davis (2012) 1st (Coaches/AP) Mike Kidd-Gilchrist (2012) 1st (Coaches/AP) Terrence Jones (2012) 2nd (Coaches/AP) Doron Lamb (2012) 2nd (Coaches) Nerlens Noel (2013) 1st (Coaches/AP) Julius Randle (2014) 1st (Coaches/AP) James Young (2014) 2nd (Coaches) Devin Booker (2015) 2nd (Coaches) Willie Cauley-Stein (2015) 1st (Coaches/AP) Aaron Harrison (2015) 2nd (Coaches/AP) Karl-Anthony Towns (2015) 1st (Coaches/AP) Jamal Murray (2016) 1st (Coaches/AP) Tyler Ulis (2016) 1st (Coaches/AP) Bam Adebayo (2017) 2nd (Coaches/AP) De'Aaron Fox (2017) 1st (Coaches/AP) Malik Monk (2017) 1st (Coaches/AP) Shai G.-Alexander (2018) 2nd (Coaches) Kevin Knox (2018) 1st (Coaches) Tyler Herro (2019) 2nd (Coaches) Keldon Johnson (2019) 2nd (Coaches) PJ Washington (2019) 1st (Coaches/AP) Tyrese Maxey (2020) 2nd (Coaches) Nick Richards (2020) 1st (Coaches/AP) Immanuel Quickley (2020) 1st (Coaches/AP) Oscar Tshiebwe (2022) 1st (Coaches/AP) TyTy Washington Jr. (2022) 2nd (Coaches) Sahvir Wheeler (2022) 2nd (Coaches) Oscar Tshiebwe (2023) 1st (Coaches/AP)	2012 (Coaches/AP) 2012 (Coaches/AP) 2017 (Coaches/AP) 2018 (Coaches) 2019 (AP) 2019 (Coaches)	<b>NCAA Final Four Team</b> Anthony Davis (MVP) 2012 Michael Kidd-Gilchrist 2012 Doron Lamb 2012 Julius Randle 2014 James Young 2014
All-America Honors (NCAA Recognized) DeMarcus Cousins (2010) <i>AP (1), NABC (2), USBWA (2), SN (2)</i>	<b>Coaches' SEC All-Defensive Team</b> Patrick Patterson 2010 DeAndre Liggins 2011 Anthony Davis 2012 Michael Kidd-Gilchrist 2012 Nerlens Noel 2013 Willie Cauley-Stein 2014 Willie Cauley-Stein 2015 Tyler Ulis 2016 Ashton Hagans 2019 Ashton Hagans 2020 Nick Richards 2020 Isaiah Jackson 2021 Oscar Tshiebwe 2022	2010 2011 2012 2012 2013 2014 2015 2016 2019 2020 2020 2021 2022	<b>NCAA All-Regional</b> DeMarcus Cousins 2010 John Wall 2010 Josh Harrellson 2011 Brandon Knight (MVP) 2011 DeAndre Liggins 2011 M. Kidd-Gilchrist (MVP) 2012 Anthony Davis 2012 Doron Lamb 2012 Aaron Harrison 2014 Marcus Lee 2014 Julius Randle (MVP) 2014 Willie Cauley-Stein 2015 Andrew Harrison 2015 Karl-Anthony Towns (MVP) 2015 De'Aaron Fox 2017 Isaac Humphries 2017 Tyler Herro 2019 PJ Washington 2019
John Wall (2010) <i>AP (1), NABC (1), USBWA (1), SN (1)</i>	<b>SEC Freshman (Coaches)/Newcomer (AP) of the Year</b> DeMarcus Cousins 2010 (Coaches) John Wall 2010 (AP) Terrence Jones 2011 (Coaches/AP) Anthony Davis 2012 (Coaches/AP) Nerlens Noel 2013 (Coaches/AP)	2010 (Coaches/AP) 2010 (AP) 2011 (Coaches/AP) 2012 (Coaches/AP) 2013 (Coaches/AP)	<b>SEC All-Tournament Team</b> John Wall (MVP) 2010 Eric Bledsoe 2010 DeMarcus Cousins 2010 Darius Miller (MVP) 2011 Brandon Knight 2011 Josh Harrellson 2011 Anthony Davis 2012 Terrence Jones 2012 Aaron Harrison 2014 Julius Randle 2014 Willie Cauley-Stein (MVP) 2015 Aaron Harrison 2015 Andrew Harrison 2015 Jamal Murray 2016 Tyler Ulis (MVP) 2016 Bam Adebayo 2017 De'Aaron Fox (MVP) 2017 Dominique Hawkins 2017 Wenyen Gabriel 2018 Shai G.-Alexander (MVP) 2018 Kevin Knox 2018
Michael Kidd-Gilchrist (2012) <i>USBWA (2), SN (2), AP (3), NABC (3)</i>	<b>SEC Defensive Player of the Year</b> Anthony Davis 2012 (Coaches) Nerlens Noel 2013 (Coaches) Willie Cauley-Stein 2015 (Coaches) Tyler Ulis 2016 (Coaches) Ashton Hagans (shared) 2019 (Coaches)	2012 (Coaches/AP) 2012 (Coaches/AP) 2016 (Coaches/AP) 2017 (AP) 2020 (Coaches) 2022 (Coaches/AP)	
Julius Randle (2014) <i>AP (3), NABC (3)</i>	<b>Coaches' SEC All-Freshman Team</b> Eric Bledsoe 2010 DeMarcus Cousins 2010 John Wall 2010 Brandon Knight 2011 Terrence Jones 2011 Doron Lamb 2011 Anthony Davis 2012 Michael Kidd-Gilchrist 2012	1st (Coaches/AP) 1st (Coaches)/2nd(AP) 1st (Coaches/AP) 1st (Coaches/AP) 1st (Coaches/AP) 1st (Coaches/AP) 2nd (Coaches) 1st (Coaches/AP) 1st (Coaches/AP) 1st (Coaches/AP) 1st (Coaches/AP) 1st (Coaches/AP) 2nd (Coaches/AP) 2nd (Coaches/AP) 2nd (Coaches) 2nd (Coaches) 2nd (Coaches) 2nd (Coaches) 2nd (Coaches) 2nd (Coaches) 2nd (Coaches) 2nd (Coaches) 2nd (Coaches) 2nd (Coaches) 2nd (Coaches)	
Willie Cauley-Stein (2015) <i>AP (1), NABC (1), USBWA (1), SN (1)</i>	<b>SEC Freshman (Coaches)/Newcomer (AP) of the Year</b> DeMarcus Cousins 2010 (Coaches) John Wall 2010 (AP) Terrence Jones 2011 (Coaches/AP) Anthony Davis 2012 (Coaches/AP) Nerlens Noel 2013 (Coaches/AP)	2010 (Coaches/AP) 2010 (AP) 2011 (Coaches/AP) 2012 (Coaches/AP) 2013 (Coaches/AP)	
Karl-Anthony Towns (2015) <i>AP (2), NABC (2), SN (3)</i>	<b>SEC Player of the Year</b> John Wall 2010 (Coaches/AP) Anthony Davis 2012 (Coaches/AP) Tyler Ulis 2016 (Coaches/AP) Malik Monk 2017 (AP) Immanuel Quickley 2020 (Coaches) Oscar Tshiebwe 2022 (Coaches/AP)	2015 (Coaches/AP) 2015 (Coaches/AP) 2015 (Coaches/AP) 2017 (AP) 2020 (Coaches) 2022 (Coaches/AP)	
Jamal Murray (2016) <i>AP (3)</i>	<b>SEC Defensive Player of the Year</b> Anthony Davis 2012 (Coaches) Nerlens Noel 2013 (Coaches) Willie Cauley-Stein 2015 (Coaches) Tyler Ulis 2016 (Coaches) Ashton Hagans (shared) 2019 (Coaches)	2016 (Coaches/AP) 2016 (Coaches/AP) 2016 (Coaches/AP) 2017 (AP) 2020 (Coaches) 2022 (Coaches/AP)	
Tyler Ulis (2016) <i>AP (1), SN (1), USBWA (2), NABC (2)</i>	<b>SEC Player of the Year</b> John Wall 2010 (Coaches/AP) Anthony Davis 2012 (Coaches/AP) Tyler Ulis 2016 (Coaches/AP) Malik Monk 2017 (AP) Immanuel Quickley 2020 (Coaches) Oscar Tshiebwe 2022 (Coaches/AP)	2016 (Coaches/AP) 2017 (AP) 2016 (Coaches/AP) 2017 (AP) 2020 (Coaches) 2022 (Coaches/AP)	
Malik Monk (2017) <i>SN (2), USBWA (2), NABC (2), AP (2)</i>	<b>SEC Defensive Player of the Year</b> Anthony Davis 2012 (Coaches) Nerlens Noel 2013 (Coaches) Willie Cauley-Stein 2015 (Coaches) Tyler Ulis 2016 (Coaches) Ashton Hagans (shared) 2019 (Coaches)	2017 (AP) 2017 (AP) 2017 (AP) 2018 (AP) 2020 (Coaches) 2022 (Coaches/AP)	
Oscar Tshiebwe (2022) <i>SN (1), USBWA (1), NABC (1), AP (1)</i>	<b>SEC Defensive Player of the Year</b> Anthony Davis 2012 (Coaches) Nerlens Noel 2013 (Coaches) Willie Cauley-Stein 2015 (Coaches) Tyler Ulis 2016 (Coaches) Ashton Hagans (shared) 2019 (Coaches)	2022 (Coaches/AP) 2022 (Coaches/AP) 2022 (Coaches/AP) 2022 (Coaches/AP) 2022 (Coaches/AP)	
Oscar Tshiebwe (2023) <i>SN (3), USBWA (2), NABC (2), AP (2)</i>	<b>SEC Freshman (Coaches)/Newcomer (AP) of the Year</b> DeMarcus Cousins 2010 (Coaches) John Wall 2010 (AP) Terrence Jones 2011 (Coaches/AP) Anthony Davis 2012 (Coaches/AP) Nerlens Noel 2013 (Coaches/AP)	2023 (Coaches/AP) 2023 (Coaches/AP) 2023 (Coaches/AP) 2023 (Coaches/AP) 2023 (Coaches/AP)	



# COACH CALIPARI

- His (110) victories are the most among active coaches with victories at No. 1
- Calipari has coached 123 career games as a No. 1 team, fourth most in NCAA history, trailing Mike Krzyzewski (255), John Wooden (228) and Adolph Rupp (127)
- Among coaches who have owned a No. 1 ranking in at least 119 games, Calipari's winning percentage of 89.4% trails only Wooden (95.2%) and is ahead of Krzyzewski (85.8%)
- Calipari is 6-5 vs. the AP top-ranked team in the land, including 3-3 at UK

## Dream Maker

As someone who prides himself on helping young men reach their dreams, John Calipari has helped 58 players earn selection in the NBA Draft during his college coaching career, including 47 in his first 14 seasons at UK, more than any other coach.

- Four No. 1 overall selections (Derrick Rose, John Wall, Anthony Davis and Karl-Anthony Towns) during the nine drafts from 2008 to 2016. No other coach has more than three No. 1 picks
- In 2010, five of his UK players were selected in the first round for the first time in NBA history
- His six players in the 2012 and 2015 NBA drafts are the most in the two-round era
- Churned out 47 NBA Draft picks, 35 first-rounders, three No. 1 selections, seven top-five picks and 23 lottery picks at Kentucky
- Of the 68 full-time scholarship players who have finished their college careers at Kentucky under Calipari (did not transfer or leave the program early), 46 have been selected in the NBA Draft, a 67.6% success rate. Another 10 of those made the NBA. This does not include the late Terrence Clarke
- Of the 34 players at UK who have declared for the NBA Draft at the conclusion of their freshman seasons, 30 have been first-round picks. All previous players have played game in the NBA. He is 35 for 38 when including his players from Memphis. This does not include the late Terrence Clarke
- Only coach to produce the top two picks in the same draft (2012, Davis and Michael Kidd-Gilchrist)
- Produced a top-10 pick in 12 straight drafts from 2008-19, the only school to do so during that time period
- Ten of his former players have been named NBA All-Stars (33 total and all since 2010), seven have been tabbed All-NBA (13 times), three were named NBA Rookie of the Year, and 15 players from Calipari's first 12 teams at UK have made the NBA All-Rookie teams. Rose was named NBA MVP in 2011 and Davis won NBA All-Star MVP honors in 2017
- He is the only coach in history to have a former player win each of the following awards: NBA Rookie of the Year, NBA Sixth Man of the Year, NBA Most Improved Player of the Year, NBA Clutch Player of the Year and MVP

## Developing Talent

John Calipari hasn't just signed the best talent in the country while he's been at Kentucky; he's been the best at developing that talent and getting it ready for the next level.

Of the 54 top-25 Rivals.com players Kentucky has signed who did not transfer or leave the program early (and aren't still actively playing at UK), 39 were drafted and 30 were selected in the first round. This note does not include the late Terrence Clarke. But that's only half the story. Calipari's players don't just make it to the pros, they're better prepared than anyone else. The proof is in the numbers.

Entering the 2023-24 NBA season, Calipari's NBA pros had amassed almost \$4 billion in career NBA contracts, which doesn't include endorsement deals and overseas contracts. Of his UK players in the NBA, they have made nearly \$3.5 billion in career contracts.

## Double-Digit Win Streaks

John Calipari's teams have posted 19 streaks of 10 or more wins at Kentucky, Memphis and UMass, including six at UK. They have won 15 or more straight games nine times, 20 or more six times, 25 or more five times, and 30 or more once. Of course, the most famous streak was the 38-0 start during the 2014-15 season.

1. 38 Kentucky, 2014-15	6. 24 Kentucky, 2011-12	T10. 14 UMass, 1991-92	T16. 10 Kentucky, 2018-19
2. 27 Memphis, 2008-09	7. 19 Kentucky, 2009-10	T12. 12 Memphis, 2007-08	T16. 10 Kentucky, 2010-11
T3. 26 Memphis, 2007-08	8. 16 UMass, 1994-95	T12. 12 Memphis, 2002-03	T16. 10 Memphis, 2001-02
T3. 26 UMass, 1995-96	9. 15 Memphis, 2005-06	T12. 12 UMass, 1992-93T	16. 10 UMass, 1993-94
5. 25 Memphis, 2006-07	T10. 14 Kentucky, 2016-17	15. 11 Memphis, 2003-04	

## Calipari Nearly Perfect vs. Former Assistants

John Calipari has made it known that he doesn't enjoy coaching against friends. That hasn't stopped him from winning anyway. Calipari is 20-1 all-time when coaching against former assistants with a win over Kenny Payne and Louisville on Dec. 21, 2023 in his most recent matchup. He suffered his first and only loss to a former assistant against former Memphis assistant Josh Pastner on Dec. 6, 2020.

- |                          |                      |                       |
|--------------------------|----------------------|-----------------------|
| • Orlando Antigua - 1-0  | • Tony Barbee - 9-0  | • Bruiser Flint - 2-0 |
| • Derek Kellogg - 1-0    | • Chuck Martin - 2-0 | • Josh Pastner - 1-1  |
| • Steve Roccaforte - 2-0 | • Kenny Payne - 2-0  |                       |

## Recruiting Trail

The Wildcats have signed more top-25 players under John Calipari's than any other school. Nearly a quarter of all Rivals' top-10 prospects over the past 15 classes have signed with Coach Cal and the Cats. The following list is freshman signees only.

PLAYER (YEAR)	ESPN	RIVALS	247	MCD	JB
Somto Cyril ('24)	55	44	68		
Boogie Fland ('24)	18	10	33	Y	
Jayden Quaintance ('24)	14	11	9	Y	
Travis Perry ('24)	84	92	70		
Aaron Bradshaw ('23)	6	2	4	Y	Y
Jordan Burks ('23)	NR	NR	NR		
Robert Dillingham ('23)	15	15	16		Y
Justin Edwards ('23)	3	3	3	Y	Y
Joey Hart ('23)	NR	NR	NR		
Zvonimir Ivisic ('23)	NR	NR	NR		
Reed Sheppard ('23)	23	28	43	Y	
D.J. Wagner ('23)	4	6	6	Y	Y
Chris Livingston ('22)	12	11	12	Y	Y
Ugonna Onyenso ('22)	35~	35	39		
Adou Thiero ('22)	NR	NR	165		
Cason Wallace ('22)	20	8	8	Y	Y
Daimion Collins ('21)	19	18	13	Y	Y
Bryce Hopkins ('21)	33	38	43	Y	Y
Shaedon Sharpe ('21)	1~	1~	1~		
TyTy Washington Jr. ('21)	14	14	19	Y	
Devin Askeew ('20)	26	33	37	Y	Y
Brandon Boston Jr. ('20)	7	5	6	Y	Y
Terrence Clarke ('20)	10	8	10	Y	Y
Cam'Ron Fletcher ('20)	61	49	80		
Isaiah Jackson ('20)	34	28	34		Y
Lance Ware ('20)	46	36	43		
Kareem Watkins ('20)	NR@	NR@	NR@		
Dontaia Allen ('19)	NR	68	98		
Keion Brooks Jr. ('19)	36	29	14		Y
Brennan Canada ('19)	NR@	NR@	NR@		
Johnny Juzang ('19)	30	34	31		
Tyrese Maxey ('19)	13	10	10	Y	Y
Kahlil Whitney ('19)	12	14	11	Y	Y
Ashton Hagans ('18)	20	13	12		
Tyler Herro ('18)	30	36	38		Y
Keldon Johnson ('18)	7	15	18	Y	Y
EJ Montgomery ('18)	14	11	6		Y
Zan Payne ('18)	NR	NR	NR		
Immanuel Quickley ('18)	25	22	19		Y
Jemarl Baker Jr. ('17)	66	82	90		
Hamidou Diallo ('17)	11~	10~	11		
Shai Gilgeous-Alexander ('17)	35	34	20		
Quade Green ('17)	24	22	33	Y	Y
Kevin Knox ('17)	10	10	18	Y	Y
Nick Richards ('17)	17	17	15	Y	Y
Jarrod Vanderbilt ('17)	19	14	12	Y	Y
PJ Washington ('17)	12	15	9	Y	Y
Bam Adebayo ('16)	5	7	12	Y	Y
Brad Calipari ('16)	NR	NR	NR		
De'Aaron Fox ('16)	6	6	6	Y	Y
Wenyen Gabriel ('16)	14	13	14		Y
Sacha Killeya-Jones ('16)	24	24	25	Y	
Malik Monk ('16)	9	9	10	Y	Y
Tai Wynyard ('16)	NR	NR	NR		
Isaiah Briscoe ('15)	13	10	16	Y	Y
Jonny David ('15)	NR@	NR@	NR@		
Isaac Humphries ('15)	49	NR^	62		
Skal Labissiere ('15)	2	1	2		Y
Charles Matthews ('15)	42	48	74		Y
Jamal Murray ('15)	NA^	9	10		
Devin Booker ('14)	18	29	22	Y	Y
Trey Lyles ('14)	6	13	17	Y	Y
Karl-Anthony Towns ('14)	9	5	2	Y	Y
Tyler Ulis ('14)	25	21	20	Y	Y
EJ Floreal ('13)	NR@	NR@	NR@		
Aaron Harrison ('13)	9	7	5	Y	Y
Andrew Harrison ('13)	5	5	3	Y	Y
Dominique Hawkins ('13)	NR	NR	151		
Dakari Johnson ('13)	7	9	8	Y	Y
Marcus Lee ('13)	25	19	14	Y	Y
Julius Randle ('13)	3	2	2	Y	Y
Derek Willis ('13)	NR	115	58		
James Young ('13)	8	11	10	Y	Y
Archie Goodwin ('12)	15	14	18	Y	Y
Willie Cauley-Stein ('12)	40	40	47		
Nerlens Noel ('12)	1	2	1		Y
Alex Pooythress ('12)	13	8	7	Y	Y
Anthony Davis ('11)	1	2	1	Y	Y
Michael Kidd-Gilchrist ('11)	4	3	2	Y	Y
Sam Malone ('11)	NR@	NR@	NR@		
Brian Long ('11)	NR@	NR@	NR@		
Marquis Teague ('11)	8	5	6	Y	Y
Kyle Wiltjer ('11)	19	22	21	Y	Y
Terrence Jones ('10)	9	13	8*	Y	Y
Enes Kanter ('10)	25	3	3*		
Brandon Knight ('10)	4	6	6*	Y	Y
Doron Lamb ('10)	29	21	28*	Y	Y
Jarrod Polson ('10)	NR@	NR@	NR*@		
Stacey Poole, Jr. ('10)	51	33	67*		
Eric Bledsoe ('09)	NR	23	37*		
DeMarcus Cousins ('09)	4	2	3*	Y	Y
Jon Hood ('09)	92	40	46*		
Daniel Orton ('09)	13	22	17*		Y
John Wall ('09)	5	1	2*		Y

<b>Top-10 Players</b>	<b>27</b>	<b>31</b>	<b>31</b>		
<b>Top-25 Players</b>	<b>56</b>	<b>57</b>	<b>56</b>		
<b>Top-50 Players</b>	<b>69</b>	<b>74</b>	<b>70</b>		
<b>McDonald's All-Americans</b>					<b>46</b>
<b>Jordan Brand Classic All-Americans</b>					<b>53</b>

\* Scout.com ranking | ~ final ranking in the 2023, 2022, 2017 classes before early enrollment | ^ reclassified after final rankings were released @ originally joined team as walk-on





# COACH CALIPARI

A “players-first” coach with a penchant for helping people reach their dreams, John Calipari, a Naismith Memorial Basketball Hall of Famer, has guided six teams to the Final Four, led one to a national championship and helped 58 players earn selection in the NBA Draft during his 31-year college coaching career.

Calipari guided Kentucky to its eighth national championship and his first national title in 2012. In becoming only the second coach in NCAA history to lead three different schools to the Final Four, he has racked up more than 800 on-court victories, 23 NCAA Tournament on-court appearances, six Final Fours and numerous national coach of the year honors.

From UMass to Memphis and now Kentucky, Calipari’s career has been successful throughout, but his most recent run in Lexington has been the best stretch of his career. During Calipari’s first 14 seasons at UK, he has led all coaches in NCAA Tournament wins (32), Final Fours (four), Elite Eights (seven) and Sweet 16s (eight).

In 2015, Coach Cal led college basketball’s first ever 38-0 team, and became one of just three coaches to make four Final Fours in a five-year span. At the end of the season, Calipari became the 96th coach to join the Naismith Memorial Basketball Hall of Fame.

While building a program out of obscurity at UMass, laying the foundation at Memphis and restoring luster at the sport’s greatest program at Kentucky, he totaled the second-most wins in NCAA history in the first 20 years of a college coaching career.

Quite honestly, though, Calipari’s on-court success overshadows a much more significant picture.

In his goal to lead a players-first program, he has helped more than 50 young men realize their dreams and reach the NBA level with 56 players earning NBA Draft selections, including a record five first-round draft picks in 2010. Two years later, six Wildcats heard their names called at the 2012 draft, the most in the two-round draft era. UK, with Calipari’s help, would tie those six picks again in 2015, including a record-tying four lottery selections. His four No. 1 overall picks are more than any other coach, and he has had 45 players drafted during his first 13 years at Kentucky, including 34 first-round picks.

Calipari’s players have entered the league NBA-ready. His players have garnered 33 All-Star selections -- all since 2010 -- with Anthony Davis winning the game’s MVP honor in 2017. Derrick Rose was named NBA MVP in 2011. Six of his players have been tabbed All-NBA (11 times), three have been named NBA Rookie of the Year and 15 players from Calipari’s first 12 teams at Kentucky have made the NBA All-Rookie teams. He is the only coach in history to have a player win each of the NBA’s major honors: MVP, Rookie of the Year, Most Improved Player and Sixth Man of the Year.

Much like he did at UMass, where his players graduated at nearly 80%, Calipari has stressed academics. Seventeen of his last 20 seniors at Memphis earned their bachelor’s degrees, and all 23 players at UK who were eligible to graduate by the end of their senior years walked away with a diploma in hand, including five players who earned their degree in just three years. Calipari’s teams routinely have posted a combined team grade-point average of 3.0 or better.

Calipari has raised millions of dollars to help the lives of those in need in the Commonwealth and beyond. He has had a particular passion to assist those impacted by natural disasters. For instance, in 2010, he used a telethon to raise more than \$1 million for victims of the devastating earthquake in Haiti. He followed that up with telethons in 2012, raising \$1 million for victims of Superstorm Sandy, in 2017 for victims of Hurricane Harvey, played a leading role in the “Kentucky United” efforts that generated more than \$5 million for victims of devastating tornadoes in Western Kentucky in 2021, and raised nearly \$4 million with the Kentucky Flood Relief Telethon and open practice at Rupp Arena in 2022.

Calipari launched his foundation in 2012, and since then the foundation has worked with several key partners and donated more than \$1.5 million, a figure that does not include matching funds that have been contributed from individuals and corporations. In 2013, Calipari initiated hosting an annual alumni weekend around his basketball fantasy experience with the intent to raise money for charity. After generating \$350,000 for selected organizations and charities during the inaugural game, the weekend has generated millions of dollars for charity since its inception.

In 2019, when federal workers were without pay due to a government shutdown, he, his wife and his foundation assisted workers with financial help and grocery gift cards. He and his wife, Ellen, teamed up with Fayette County Public Schools to help families in need during the COVID-19 pandemic.

His latest efforts include spearheading the creation of the John McLendon Minority Leadership Initiative, a nationwide coach-driven initiative to provide minorities a jump-start to their careers through practical experiences, opportunities to build their network and instilling the values of John McLendon: integrity, education, leadership and mentorship. Participants in the initiative will be known as MLI Future Leaders.

In 2017, Coach Cal was named the head coach of the 2017 USA Basketball Men’s U19 World Cup Team, which finished third at the 2017 FIBA U19 World Cup in Cairo.

Author of five books, including the New York Times Best Seller “Players First: Coaching from the Inside Out,” Calipari is a master of communication and maximizing talent. He lives by the motto that “it’s never a matter of how far you have fallen, but instead it’s about how high you bounce back.”



## BIOGRAPHICAL INFORMATION

**Date of Birth:** Feb. 10, 1959 | **Wife:** Ellen  
**Children:** Erin, Megan, Brad

### Education

Clarion State (1982)

### Head Coaching Experience

University of Massachusetts (1989-96)

New Jersey Nets (NBA) (1997-99)

University of Memphis (2001-09)

University of Kentucky (2010-present)

## COACHING AWARDS

- 2023 Race Amity Medal of Honor
- 2022 Jefferson Award
- 2022 Conference USA Hall of Fame
- 2021 NABC Guardians of the Game Pillar Award - Inclusion
- NABC District 20 Coach of the Year
- USBWA District IV Coach of the Year
- 2020 SEC Coach of the Year (Coaches)
- 2019 *The Sporting News* Coach of the Decade
- 2018 Naismith Hall of Fame 'Service Above Self' Honoree
- 2018 NABC Metropolitan Award
- 2015 Naismith Memorial Basketball Hall of Fame Inductee
- 2015 AP National Coach of the Year
- 2015 Naismith National Coach of the Year
- 2015 NABC National Coach of the Year
- 2015 The Sporting News National Coach of the Year
- 2015 Adolph Rupp National Coach of the Year
- 2015 SEC Coach of the Year (AP/Coaches)
- 2015 USBWA District IV Coach of the Year
- 2012 Nell & John Wooden Coach of the Year Leadership Award
- 2012 Naismith National Coach of the Year Finalist
- 2012 SEC Coach of the Year (AP/Coaches)
- 2010 Adolph Rupp National Coach of the Year
- 2010 Naismith National Coach of the Year Finalist
- 2010 SEC Coach of the Year (AP)
- 2010 *Sporting News* SEC Coach of the Year
- 2010 Yahoo! Sports SEC Coach of the Year
- 2010 USBWA District IV Coach of the Year
- 2009 NABC National Co-Coach of the Year
- 2009 *Sports Illustrated* National Coach of the Year
- 2009 Phelan National Coach of the Year
- 2009 Iba National Coach of the Year Finalist
- 2009 C-USA Coach of the Year
- 2008 Naismith National Coach of the Year
- 2008 C-USA Coach of the Year
- 2008 Iba National Coach of the Year Finalist
- 2008 Phelan National Coach of the Year Finalist
- 2007 Phelan National Coach of the Year Finalist
- 2007 USBWA District IV Coach of the Year
- 2007 *Basketball Times* South Region Coach of the Year
- 2006 C-USA Coach of the Year
- 2004 NABC District 7 Coach of the Year
- 1996 Naismith National Coach of the Year
- 1996 NABC National Coach of the Year
- 1996 *The Sporting News* National Coach of the Year
- 1996 Atlantic 10 Coach of the Year
- 1995 Naismith National Coach of the Year Finalist
- 1994 Naismith National Coach of the Year Finalist
- 1994 Atlantic 10 Coach of the Year
- 1993 USBWA District I Coach of the Year
- 1993 Atlantic 10 Coach of the Year
- 1992 Eastern Basketball Coach of the Year



# CATS IN THE NBA



## BAM ADEBAYO (Miami Heat)

- 2020 and 2023 NBA All-Star is a four-time selection to the All-NBA Defensive Second Team
- In his seventh season with the Miami Heat



## DEVIN BOOKER (Phoenix Suns)

- First-team selection to the All-NBA Team in 2022 and a three-time NBA All-Star
- In his ninth season with the Phoenix Suns, is the franchise's all-time 3-point leader



## BRANDON BOSTON JR. (LA Clippers)

- Second-round pick in the 2021 draft and traded to the Clippers
- Has played in more than 70 career games, averaging 6.7 points and 1.9 boards per outing



## ANTHONY DAVIS (LA Lakers)

- NBA Champion in 2020, four-time All-NBA selection, eight-time NBA All-Star and All-Star MVP in 2017
- In his 13th NBA season and the fifth with the Lakers



## DE'AARON FOX (Sacramento Kings)

- 2023 NBA All-Star and a third-team All-NBA selection; also the 2023 NBA Clutch Player of the Year
- In his seventh season with the Kings after being drafted fifth overall in 2017



## SHAI GILGEOUS-ALEXANDER (OKC Thunder)

- Tabbed a starter for the 2024 NBA All-Star Game
- Named a 2023 All-Star and a first-team All-NBA selection



## TYLER HERRO (Miami Heat)

- Claimed NBA Sixth Man of the Year honors in 2022
- In his fifth season with the Miami Heat



## ISAIAH JACKSON (Indianapolis Pacers)

- Drafted 22nd overall by Indianapolis in 2021
- Played in more than 100 career games and is averaging 7.6 points and 4.3 rebounds per game



## KELDON JOHNSON (San Antonio Spurs)

- Signed a four-year, \$80 million extension in August of 2022 with San Antonio
- In his fifth NBA season, all with the Spurs



## KEVIN KNOX II (Detroit Pistons)

- Ninth overall pick in the 2018 NBA Draft and is in his sixth season and second with the Pistons
- Signed a one-year deal with Detroit as a free-agent on Nov. 8



## CHRIS LIVINGSTON (Milwaukee Bucks)

- Drafted 58th overall by the Bucks in the 2023 NBA Draft
- Averaged 6.3 points and 4.3 rebounds per game in one season at UK



## TREY LYLES (Sacramento Kings)

- In his ninth season and third with the Kings after being selected 12th overall in 2015
- Averaging 7.8 points and 4.3 boards per game for his career



## TYRESE MAXEY (Philadelphia 76ers)

- Named the Oct. 30 NBA Eastern Conference Player of the Week
- In his fourth NBA season after being drafted 21st overall by the Sixers in 2020



## MALIK MONK (Sacramento Kings)

- Playing in his seventh NBA season and second with the Kings
- Averaged 13.5 points per game in his first year with the Kings, helping the team to the postseason



## JAMAL MURRAY (Denver Nuggets)

- 2023 NBA Champion, averaged 21.4 points and 10.0 assists per game in the title series
- In his seventh season after being selected seventh overall by the Nuggets in 2016



## IMMANUEL QUICKLEY (Toronto Raptors)

- In his fourth NBA season after being selected 25th in 2020, traded to the Raptors on Dec. 31
- Was the runner-up for the NBA Sixth Man of the Year award in 2023



## JULIUS RANDLE (New York Knicks)

- The 2021 NBA Most Improved Player is two-time All-Star, and two-time All-NBA selection
- In his 10th NBA season and the fifth with the Knicks



## NICK RICHARDS (Charlotte Hornets)

- In his fourth NBA seasons with the Charlotte Hornets
- Signed a three-year extension with the franchise this offseason



## OLIVIER SARR (Oklahoma City Thunder)

- In his third NBA season after signing as an undrafted free agent
- Has appeared in 35 career games and is averaging 5.6 points and 4.1 boards per game



## SHAEDON SHARPE (Portland Trail Blazers)

- Drafted seventh overall by the Blazers in the 2022 NBA Draft
- Notching career averages of 10.5 points and 3.1 rebounds per game



## JACOB TOPPIN (New York Knicks)

- Signed a two-way deal as an undrafted free agent in 2023 with the Knicks
- Played in more than 100 collegiate games and averaged a career-best 12.4 points per game in '23



## KARL-ANTHONY TOWNS (Minnesota Timberwolves)

- NBA Rookie of the Year in 2016, three-time NBA All-Star and two-time All-NBA Third Team selection
- In his ninth NBA season after being the No. 1 overall selection in 2015



## OSCAR TSHIEBWE (Indiana Pacers)

- Earned a two-way contract with the Pacers after going undrafted
- Unanimous 2022 National Collegiate Player of the Year



## JARRED VANDERBILT (LA Lakers)

- Selected 41st overall in 2018, in his seventh NBA season
- Averaging 6.2 points and 6.6 rebounds per game for his career



## CASON WALLACE (Oklahoma City Thunder)

- Drafted 10th overall in the 2023 NBA Draft by the Mavericks and then traded to the Thunder
- Averaged 11.7 points and 4.3 assists per game in one season at Kentucky



## PJ WASHINGTON JR. (Charlotte Hornets)

- In his fifth season with Charlotte after being picked 12th overall in 2019
- Signed a three-year \$48 million deal with the Hornets in the offseason



## TYTY WASHINGTON JR. (Milwaukee Bucks)

- Taken 29th overall by the Grizzlies in 2022, signed a two-way deal with the Bucks this offseason
- Played in more than 30 games as a rookie and is averaging 4.6 points and 1.5 assists per game

## Player Spotlight



Karl-Anthony Towns poured in a career-high 62 points on Monday. He shot 21 of 35 from the field and connected on 10 of 15 from 3-point range.

Towns now owns the three highest single-game scoring records in Timberwolves' history. He had 60 in March of 2022 and 56 in March of 2018 before his 62 this season.

For the year, Towns is logging 22.5 points, 8.8 rebounds and 3.0 assists per game while shooting 51.5% from the field.

Minnesota owns a 30-13 overall record and are currently second in the Western Conference standings.

Scan for updated stats, news and more on each player ...



# COACH CALIPARI

## NCAA DIVISION I ACTIVE WINNINGEST COACHES

(On-court by percentage - min. 10 yrs. at Division I level entering the 2023-24 season)

NO.	COACH/TEAM	YRS.	PCT.
1.	Mark Few	24	.836
2.	Bill Self	29	.769
3.	<b>John Calipari</b>	<b>31</b>	<b>.767</b>
4.	Rick Pitino	35	.740
5.	Sean Miller	18	.730

## SINCE 2005-06 ...

Since the 2005-06 season, John Calipari's on-court record ranks him as one of the winningest coaches. Totals as of Jan. 23, 2024.

	COACH	RECORD
1.	Bill Self	553-119
2.	Mark Few	543-103
3.	<b>John Calipari</b>	<b>538-131</b>
4.	Mike Krzyzewski	481-122
5.	Tom Izzo	465-191

## MISCELLANEOUS ON-COURT RECORDS

**Overall On-Court Record:** .....846-257 (.767)  
**March/April Record:**.....169-58 (.744)  
**NCAAT Record:**.....57-21 (.731)  
**Record in Conference Games:**.....397-128 (.756)  
**Record in Conference Tournament:**.....58-15 (.795)

- Calipari owns the NCAA's most single-season wins with 38, tying his own record (Memphis in '08 and UK in '12) in 2015 with 38 wins. He owns the most single-season wins at UMass, Memphis and UK
- Calipari is the winningest coach in NCAA Division I history for a five-year span with 173 victories (2008-12)
- Calipari is the first coach in NCAA Division I history to record five straight on-court 30-win seasons. Memphis hit the 30-win plateau from 2006-09
- Calipari is one of only two coaches (Rick Pitino) to lead three different schools to a Final Four
- Calipari is one of only three coaches (John Wooden, Mike Krzyzewski) to go to four Final Fours in five seasons
- Calipari has advanced to the Sweet Sixteen in 12 of the last 16 NCAA Tournaments and the Elite Eight in 10 of the last 16
- Calipari started with a 54-0 record in Rupp Arena as head coach of the Wildcats
- Calipari has helped 45 players earn selection in the NBA Draft (34 first-round picks) over the last 13 seasons
- Calipari has more wins (327) in a 10-year period (2006-15) than any other coach in college basketball history
- Calipari is the eighth-fastest NCAA Division I men's basketball coach to reach 400 victories at a single school
- Calipari's 31 combined regular season and tournament league titles trail only Mark Few (41) of Gonzaga for the most among active coaches
- Calipari is the fourth-fastest coach to 800 on-court wins, behind Adolph Rupp, Roy Williams and Dean Smith
- Calipari has the second-most wins in school history, behind only Adolph Rupp
- Calipari's 32 NCAA Tournament wins are the most in school history. Rupp had 30

## CAL IN CONFERENCE

SEC COACHES	CONFERENCE CHAMPIONSHIPS	Tournament Championships	NCAA Tournament Appearances
Nate Oats, Alabama	5	5	6
Eric Musselman, Arkansas	3	1	6
Bruce Pearl, Auburn	8	3	21
Todd Golden, Florida	0	0	1
Mike White, Georgia	3	0	4
<b>John Calipari, Kentucky</b>	<b>16</b>	<b>15</b>	<b>22</b>
Matt McMahon, LSU	4	3	3
Chris Beard, Ole Miss	2	1	5
Chris Jans, Mississippi State	4	3	4
Dennis Gates, Missouri	2	2	2
Lamont Paris, South Carolina	1	1	1
Rick Barnes, Tennessee	4	2	27
Buzz Williams, Texas A&M	1	0	9
Jerry Stackhouse, Vanderbilt	0	0	0
<b>TOTALS</b>	<b>53</b>	<b>36</b>	<b>111</b>

## CALIPARI VS. ALL OPPONENTS

Abilene Christian .....1-0	Fort Wayne .....1-0	Mount St. Mary's.....2-0	Southern Miss .....15-4
Alabama .....19-7	Furman .....1-0	Murray State.....1-0	Southwest Texas St.....1-0
Albany.....2-0	George Mason.....1-0	Nevada .....1-0	St. Bonaventure.....17-1
Arizona .....1-1	George Washington.....8-9	New Hampshire.....5-0	St. John's.....1-0
Arizona State .....2-1	Georgetown.....2-1	New Mexico.....1-0	St. Joseph's.....16-5
Arkansas .....14-9	Georgia.....22-4	New Mexico State.....1-0	St. Mary's.....1-0
Arkansas-Little Rock .....3-0	Georgia Tech.....2-2	New Orleans.....1-0	St. Peter's.....1-0
Arkansas-Pine Bluff.....1-0	Gonzaga .....4-1	NJIT.....1-0	Stanford .....3-2
Arkansas State .....4-0	Grand Canyon .....1-0	North Carolina .....9-4	Stephen F. Austin .....1-0
Auburn.....14-6	Hampton.....1-0	North Carolina State.....1-0	Stonehill.....1-0
Austin Peay.....6-1	Hartford.....2-0	North Dakota .....1-0	Stony Brook .....1-0
Baylor .....1-2	Harvard.....2-0	North Florida .....2-0	Syracuse.....3-2
Bellarmine .....1-0	High Point.....1-0	North Texas.....1-0	TCU .....7-1
Belmont .....2-0	Hofstra .....1-0	Northeastern .....3-1	Temple .....13-11
Boise State.....1-0	Holy Cross.....4-1	Northern Kentucky .....2-0	Tennessee .....21-15
Boston .....7-1	Houston .....17-3	Northwestern State .....1-0	Tennessee State.....1-0
Boston College.....2-0	Howard .....2-0	Notre Dame.....2-3	Tennessee Tech.....1-0
Bradley .....1-0	Illinois .....1-1	Oakland .....1-0	Texas .....2-2
Bucknell .....1-0	Illinois State .....2-0	Ohio .....1-0	Texas A&M.....12-4
Buffalo .....3-0	Indiana .....3-2	Ohio State.....1-3	Texas A&M-Commerce.....1-0
BYU .....1-0	Iowa .....0-1	Oklahoma .....5-1	Texas Tech .....1-0
Cal State Northridge .....1-0	Iowa State.....2-0	Oklahoma State.....0-2	Towson State .....1-0
Canisius .....1-0	Jackson State.....2-0	Old Dominion .....2-0	Troy .....1-0
Central Conn. St.....2-0	Kansas.....5-9	Ole Miss.....18-5	Tulane .....16-0
Central Michigan.....1-0	Kansas State.....2-2	Oral Roberts .....1-0	Tulsa .....11-1
Charlotte.....2-3	Keene State .....1-0	Oregon State.....1-0	UAB.....15-3
Chattanooga.....2-0	Kentucky.....2-4	Penn .....4-0	UCF .....5-0
Christian Brothers.....2-0	La Salle.....3-0	Penn State .....4-4	UCLA .....4-5
Cincinnati.....6-7	Lafayette (Pa.).....1-0	Pepperdine.....1-0	UCI .....1-0
Cleveland State.....4-0	Lamar.....5-0	Pittsburgh.....2-1	UNC Asheville.....2-0
Coastal Carolina.....1-0	LIU-Brooklyn.....1-0	Portland.....3-0	UNC Greensboro.....2-0
Colorado .....1-1	Lipscomb .....1-0	Princeton .....2-0	UNC Wilmington.....1-1
Colorado State.....0-1	Long Beach State .....1-0	Providence.....4-1	USF .....10-1
Columbia .....1-0	Louisiana Tech .....1-1	Purdue .....2-1	Utah .....2-2
Connecticut.....2-5	Louisville.....19-8	Radford.....1-0	Utah Valley .....2-0
Coppin State.....1-0	Loyola .....1-0	Rhode Island.....16-2	UTEP .....5-0
Cornell .....1-0	Lowell .....2-1	Rice.....4-0	UT Arlington .....3-0
Dartmouth.....1-0	LSU.....15-4	Richmond .....1-1	UT Martin .....5-0
Davidson.....1-0	Manhattan .....2-0	Rider .....1-0	Valparaiso .....1-0
Dayton .....1-0	Marist .....2-0	Robert Morris .....2-1	Vanderbilt .....25-6
DePaul .....4-2	Marquette .....3-1	Rutgers .....11-4	Vermont.....3-0
Detroit .....1-0	Marshall.....7-0	Saint Louis.....4-3	Villanova.....2-0
Drexel .....2-0	Maryland.....5-3	Saint Peter's.....0-1	Virginia .....0-1
Duke .....1-4	Massachusetts.....1-0	Sam Houston State.....1-0	Virginia Tech .....3-0
Duquesne .....13-4	Memphis .....1-0	Samford .....3-0	VMI .....1-0
East Carolina.....7-0	Miami (Fla.) .....1-1	Santa Clara.....1-0	Wake Forest.....2-1
East Tennessee State.....4-0	Miami (Ohio).....2-0	Savannah State.....1-0	Washington .....1-0
Eastern Kentucky.....4-0	Michigan.....2-0	Seton Hall .....1-1	West Virginia .....13-7
Eastern Michigan.....2-0	Michigan State.....3-2	Siena .....4-0	Western Kentucky .....3-0
Evansville.....0-1	Middle Tennessee.....3-0	SMU .....7-0	Wichita State .....2-0
Fairfield.....1-0	Milwaukee.....1-0	South Carolina .....16-6	Winthrop .....3-0
Fairleigh Dickinson.....1-0	Mississippi State .....19-1	South Carolina State.....1-0	Wisconsin .....1-1
Florida .....25-9	Mississippi Valley St.....1-0	Southern.....1-0	Wofford .....2-0
Florida A&M .....1-0	Missouri.....12-5	Southern Cal.....2-0	Wright State.....1-0
Florida State.....1-1	Monmouth.....2-0	South Connecticut.....1-0	Xavier .....2-2
Florida Tech .....0-1	Montana State.....1-0	Southeastern Louisiana...3-0	Yale .....2-0
Fordham .....5-0	Morehead State.....3-0	Southern Illinois .....1-0	









# TEAM GAME RECORDS CAL ERA

## FEWEST OFFENSIVE REBOUNDS

Rebs.	Opp.	Date
1	vs. Alabama	3/10/18
3	at Florida	1/6/24
3	at South Carolina	1/24/14
4	GEORGIA	1/20/24
4	KANSAS	1/28/23
4	at Ole Miss	3/5/19
5	STONEHILL	11/17/23
5	TENNESSEE	1/15/22
5	at Notre Dame	12/11/21
5	VANDERBILT	1/5/21
5	vs. Michigan State	11/5/19
5	GEORGIA	2/3/15
5	ALABAMA	1/31/15
5	MISSISSIPPI STATE	2/15/11
5	GEORGIA	1/29/11

## MOST DEFENSIVE REBOUNDS

Rebs.	Opp.	Date
42	EASTERN KENTUCKY	11/8/19
39	vs. Arizona State	11/28/16
39	ROBERT MORRIS	11/17/13
39	EASTERN MICHIGAN	1/2/13
38	TROY	11/20/17
38	vs. Hampton	3/19/15
38	EASTERN KENTUCKY	12/7/14
38	vs. Cleveland State	11/24/09

## FEWEST DEFENSIVE REBOUNDS

Rebs.	Opp.	Date
9	at Tennessee	2/16/13
13	NORTH CAROLINA	12/13/14
14	SOUTH CAROLINA	1/10/23
15	vs. Baylor	12/6/13
15	at Alabama	1/18/11
16	at Auburn	1/22/22
16	FLORIDA	2/27/21
16	at Florida	3/7/20
16	TENNESSEE	3/3/20
16	vs. Ohio State	12/21/19
16	UTAH	12/15/18
16	vs. Wisconsin	4/4/15
16	ALABAMA	1/31/15
16	TEXAS A&M	1/12/13
16	at Auburn	1/11/12
16	vs. UConn	11/24/10

## HIGHEST REBOUND MARGIN

Mg.	Opp.	Date
+36	OHIO	11/19/21
+31	NJIT	11/14/15
+30	NORTH DAKOTA	11/14/18
+30	GRAND CANYON	11/14/14
+29	EASTERN KENTUCKY	11/8/19
+29	SOUTHERN ILLINOIS	11/9/18
+28	NKU	11/10/13
+27	vs. Abilene Christian	3/21/19
+27	vs. Little Rock	1/3/12
+26	vs. Arizona State	11/28/16
+26	LOUISVILLE	12/31/11

## LOWEST REBOUND MARGIN

Mg.	Opp.	Date
-25	at Florida	2/4/17
-18	at Tennessee	2/16/13
-16	vs. Mississippi State	3/11/21
-16	vs. Baylor	12/6/13
-16	vs. Maryland	11/9/12
-15	TENNESSEE	1/18/14
-14	at Ole Miss	3/2/21
-14	at Auburn	2/1/20
-14	at LSU	1/5/16
-13	VANDERBILT	1/5/21

## MOST ASSISTS

Assts.	Opp.	Date
33	vs. Arizona State	11/28/16
30	HARTFORD	12/29/09
28	LIU BROOKLYN	11/23/12
28	vs. UNC Asheville	11/30/09
27	GEORGIA	1/20/24
27	MARSHALL	11/24/23
27	WESTERN KENTUCKY	12/22/21
26	MIAMI	11/28/23
26	STONEHILL	11/17/23
25	S. CAROLINA STATE	11/17/22
25	at South Carolina	2/8/22
25	CLEVELAND STATE	11/23/16
25	AUBURN	2/21/15
25	vs. UCLA	12/20/14

## FEWEST ASSISTS

Assts.	Opp.	Date
3	LSU	2/23/22
5	RICHMOND	11/29/20
5	LSU	2/22/14
5	at Arkansas	3/2/13
6	at Florida	1/6/24
6	VANDERBILT	3/1/23
6	at Louisville	12/26/20
6	EVANSVILLE	11/12/19
6	vs. Kansas State	3/22/18
6	at Florida	3/3/18
6	vs. Vanderbilt	3/15/13
6	VANDERBILT	3/1/11

## MOST TURNOVERS

Tos.	Opp.	Date
24	MOREHEAD STATE	11/13/09
23	SAM HOUSTON ST.	11/19/09
22	ETSU	11/17/17
21	vs. Georgia Tech	12/6/20
21	RICHMOND	11/29/20
21	LOUISVILLE	12/31/11
21	vs. Old Dominion	11/20/11
21	NORTH CAROLINA	12/5/09

## FEWEST TURNOVERS

Tos.	Opp.	Date
2	VANDERBILT	1/5/21
3	A&M-COMMERCE	11/10/23
3	at Georgia	3/3/15
3	at South Carolina	2/4/12
4	ALABAMA	2/23/16
4	COLUMBIA	12/10/14
4	vs. Wisconsin	4/5/14
4	PORTLAND	11/26/11
5	FLORIDA	2/12/22
5	at Notre Dame	12/11/21
5	vs. Mississippi State	3/11/21
5	vs. Georgia	3/9/18
5	vs. Georgia	3/12/16
5	at Vanderbilt	2/27/16
5	ALABAMA	1/31/15

## MOST BLOCKS

Blks.	Opp.	Date
18	ST. JOHN'S	12/1/11
15	vs. Stony Brook	3/17/16
14	at Georgia	3/3/10
13	LAMAR	11/24/19
13	vs. UCLA	12/20/14
13	at Ole Miss	1/29/13
13	ARKANSAS	1/17/12
13	vs. Kansas	11/15/11
13	MARIST	11/11/11

## FEWEST BLOCKS

Blks.	Opp.	Date
0	at Gonzaga	11/20/22
0	FLORIDA	2/12/22
0	at Kansas	1/29/22
0	at Florida	3/7/20

## MOST STEALS

Stls.	Opp.	Date
15	LAFAYETTE	11/16/12
13	NEW MEXICO STATE	11/6/23
13	NORTH FLORIDA	11/26/21
13	OLE MISS	1/2/16
13	vs. UConn	12/9/09
12	SAINT JOSEPH'S	11/20/23
12	vs. Michigan State	11/15/22
12	at Alabama	2/5/22
12	vs. North Carolina	12/22/18
12	NORTH DAKOTA	11/14/18
12	STEPHEN F. AUSTIN	11/11/16
12	BOSTON	11/24/15
12	NORTH CAROLINA	12/13/14
12	PROVIDENCE	11/30/14
12	LIPSCOMB	12/15/12
12	PORTLAND	11/26/11
12	vs. Cornell	3/25/10
12	GEORGIA	1/9/10
12	vs. UNC Asheville	11/30/09

## FEWEST STEALS

Stls.	Opp.	Date
0	at Auburn	2/1/20
0	vs. Baylor	12/6/13
1	at Georgia	2/11/23
1	ARKANSAS	2/9/21
1	vs. Duke	11/6/18
1	at West Virginia	1/27/18
1	vs. Michigan State	11/12/13
1	at Robert Morris	3/19/13
1	vs. West Virginia	3/19/11
1	FLORIDA	2/26/11

## MOST PERSONAL FOULS

Fls.	Opp.	Date
33	at Kansas	1/30/16
32	at South Carolina	1/16/18
31	at Arkansas	1/14/14
31	at North Carolina	12/14/13
30	vs. North Carolina	12/19/20
29	at Auburn	2/1/20
29	at Missouri	2/3/18
29	at South Carolina	3/1/14

## FEWEST PERSONAL FOULS

Fls.	Opp.	Date
5	HIGH POINT	12/31/21
7	DUQUESNE	11/11/22
7	ALABAMA	2/19/22
7	NORTH FLORIDA	11/22/21
7	HARTFORD	12/29/09
8	STONEHILL	11/17/23
8	ROBERT MORRIS	11/12/21
8	MONTANA STATE	11/23/14
8	LAFAYETTE	11/16/12
8	vs. Florida	3/10/12
8	vs. Princeton	3/17/11
8	WINTHROP	12/22/10
8	DREXEL	12/21/09
8	vs. UNC Asheville	11/30/09







### 2023-24 SEASON/CAREER HIGHS

<b>Points</b>		
Season	23, MISSOURI (1/9/24)	
Career	23, MISSOURI (1/9/24)	
<b>Rebounds</b>		
Season	5, 5x, last MIAMI (11/28/23)	
Career	5, 5x, last MIAMI (11/28/23)	
<b>Field Goals</b>		
Season	7, 3x, last at S. Carolina (1/24/24)	
Career	7, 3x, last at S. Carolina (1/24/24)	
<b>Field Goals Attempted</b>		
Season	16, vs. North Carolina (12/16/23)	
Career	16, vs. North Carolina (12/16/23)	
<b>3-Point Field Goals</b>		
Season	4, vs. Kansas (11/14/23)	
Career	4, vs. Kansas (11/14/23)	
<b>3-Point Field Goals Attempted</b>		
Season	10, at Texas A&M (1/13/24)	
Career	10, at Texas A&M (1/13/24)	
<b>Free Throws</b>		
Season	8, MISSOURI (1/9/24)	
Career	8, MISSOURI (1/9/24)	
<b>Free Throws Attempted</b>		
Season	10, MISSOURI (1/9/24)	
Career	10, MISSOURI (1/9/24)	
<b>Assists</b>		
Season	9, MIAMI (11/28/23)	
Career	9, MIAMI (11/28/23)	
<b>Steals</b>		
Season	3, ILLINOIS STATE (12/29/23)	
Career	3, ILLINOIS STATE (12/29/23)	
<b>Blocked Shots</b>		
Season	1, at Louisville (12/21/23)	
Career	1, at Louisville (12/21/23)	
<b>Minutes Played</b>		
Season	30, A&M-COMMERCE (11/10/23)	
Career	30, A&M-COMMERCE (11/10/23)	
<b>MISCELLANEOUS</b>		
	<b>2023-24</b>	<b>CAREER*</b>
Dunks	4	4
Double-Figure Scoring Games	15	15
Double-Figure Rebounding Games	0	0
Games With Double-Double	0	0
Games Led UK in Scoring	5	5
Games Led UK in Rebounding	0	0
Games Led UK in Assists	7	7
Games Led UK in Steals	2	2
Games Led UK in Blocks	0	0
Games With 3+ Assists	11	11
Games With 3+ Blocks	0	0
Games With 3+ Steals	1	1
Games With 3+ Three-Pointers	5	5

- Has scored in double figures in 15 games this season
- Notched a career-best 23 points in only 19 minutes in win vs. Missouri, making 6 of 7 from the field, 3 of 3 on 3-pointers, and 8-10 free throws
- Had a team-best 17 points in win vs. top-10 UNC, with 12 of his points coming in the second half
- Scored 17 points against Penn with three 3s and three rebounds
- Career-best nine assists vs. No. 8 Miami with 12 points, five rebounds and two steals
- Dished out eight assists in UK's historic offensive performance vs. Marshall, adding 16 points with five rebounds
- Tied for the team lead in steals with six against St. Joe's, adding five rebounds, which tied a season best and was just one shy of the team lead.
- Scored 20 points while handing out seven assists and grabbing four boards against Stonehill
- Went for 18 points, including 4 of 5 from deep, to go along with three assists, two steals and two boards against Kansas
- Led the Cats with 17 points and added three assists and a pair of steals in the season-opener against New Mexico State
- Ranked as high as No. 13 by 247Sports in the 2023 recruiting class
- Averaged 14.7 points and 4.9 assists per game during his senior season with Overtime Elite
- 2021 FIBA Americas U16 Championship MVP, averaging 15.7 points and 6.2 assists in more than 20 minutes per game

### Game-By-Game Statistics

Opponent	Date	GS	Min	FG-A	Pct.	3FG-A	Pct.	FT-A	Pct.	Off-Def-Tot	PF	Ast	TO	Blk	Stl	Pts
NEW MEXICO ST.	11/6		19	6-11	.545	2-6	.333	3-3	1.000	0-5-5	2	3	0	0	2	17
A&M-COMMERCE	11/10	*	30	4-13	.308	1-6	.167	3-4	.750	1-4-5	2	4	1	0	1	12
vs. Kansas	11/14		16	6-12	.500	4-5	.800	2-2	1.000	0-2-2	5	3	2	0	2	18
STONEHILL	11/17		24	7-10	.700	3-6	.500	3-4	.750	0-4-4	0	7	3	0	2	20
ST. JOSEPH'S	11/20		26	5-10	.500	2-3	.667	1-2	.500	0-5-5	1	6	1	0	1	13
MARSHALL	11/24		25	7-8	.875	2-2	1.000	0-1	.000	1-4-5	2	8	2	0	1	16
MIAMI	11/28		22	5-12	.417	2-2	1.000	0-0	.000	0-5-5	4	9	0	0	2	12
UNC WILMINGTON	12/2		24	1-9	.111	0-2	.000	0-0	.000	1-3-4	4	3	4	0	1	2
vs. Penn	12/9		22	6-14	.429	3-5	.600	2-3	.667	0-3-3	0	1	3	0	2	17
vs. North Carolina	12/16		25	6-16	.375	1-6	.167	4-6	.667	0-3-3	4	1	1	0	1	17
at Louisville	12/21		21	5-9	.556	0-2	.000	2-3	.667	1-1-2	2	2	1	1	1	12
ILLINOIS STATE	12/29		22	5-10	.500	1-2	.500	5-5	1.000	0-3-3	4	7	1	0	3	16
at Florida	1/6		18	2-7	.286	0-4	.000	2-2	1.000	0-1-1	1	1	4	0	0	6
MISSOURI	1/9		19	6-7	.857	3-3	1.000	8-10	.800	0-2-2	4	2	3	0	2	23
at Texas A&M	1/13		24	6-15	.400	3-10	.300	0-0	.000	0-0-0	3	4	2	0	1	15
MISSISSIPPI ST.	1/17		27	5-12	.417	1-5	.200	5-7	.714	0-4-4	1	4	2	0	0	16
GEORGIA	1/20		17	1-6	.167	0-3	.000	0-0	.000	0-1-1	4	2	3	0	1	2
at South Carolina	1/23		26	7-14	.500	1-4	.250	1-1	1.000	0-2-2	2	2	1	0	1	16

### Career Statistics

Year	GP-GS	Min-Avg	FG-FGA	Pct	3FG-FGA	Pct	FT-FTA	Pct	Off-Def-Tot-Avg	PF-FO	Ast	TO	Blk	Stl	Pts	Avg
2023-24	18-1	407-22.6	90-195	.462	29-76	.382	41-53	.774	4-52-56-3.1	45-1	69	34	1	24	250	13.9
Career	18-1	407-22.6	90-195	.462	29-76	.382	41-53	.774	4-52-56-3.1	45-1	69	34	1	24	250	13.9

# 1 JUSTIN EDWARDS

Fr. | Guard | 6-8 | 203 | Philadelphia | Imhotep Institute Charter HS



## 2023-24 SEASON/CAREER HIGHS

<b>Points</b>		
Season	16, A&M-COMMERCE (11/10/23)	
Career	16, A&M-COMMERCE (11/10/23)	
<b>Rebounds</b>		
Season	7, 2x, last at Louisville (12/21/23)	
Career	7, 2x, last at Louisville (12/21/23)	
<b>Field Goals</b>		
Season	6, 2x, last at Louisville (12/21/23)	
Career	6, 2x, last at Louisville (12/21/23)	
<b>Field Goals Attempted</b>		
Season	14, UNC WILMINGTON (12/2/23)	
Career	14, UNC WILMINGTON (12/2/23)	
<b>3-Point Field Goals</b>		
Season	3, MARSHALL (11/24/23)	
Career	3, MARSHALL (11/24/23)	
<b>3-Point Field Goals Attempted</b>		
Season	5, 2x, last UNCW (12/2/23)	
Career	5, 2x, last UNCW (12/2/23)	
<b>Free Throws</b>		
Season	4, A&M-COMMERCE (11/10/23)	
Career	4, A&M-COMMERCE (11/10/23)	
<b>Free Throws Attempted</b>		
Season	4, 2x, last UNCW (12/2/23)	
Career	4, 2x, last UNCW (12/2/23)	
<b>Assists</b>		
Season	2, 4x, last MISS ST. (01/18/24)	
Career	2, 4x, last MISS ST. (01/18/24)	
<b>Steals</b>		
Season	2, 5x, last ILLINOIS ST. (12/29/23)	
Career	2, 5x, last ILLINOIS ST. (12/29/23)	
<b>Blocked Shots</b>		
Season	1, 6x, last at Texas A&M (1/13/24)	
Career	1, 6x, last at Texas A&M (1/13/24)	
<b>Minutes Played</b>		
Season	33, A&M-COMMERCE (11/10/23)	
Career	33, A&M-COMMERCE (11/10/23)	
<b>MISCELLANEOUS</b>		
	<b>2023-24</b>	<b>CAREER*</b>
Dunks	13	13
Double-Figure Scoring Games	7	7
Double-Figure Rebounding Games	0	0
Games With Double-Double	0	0
Games Led UK in Scoring	0	0
Games Led UK in Rebounding	2	2
Games Led UK in Assists	0	0
Games Led UK in Steals	2	2
Games Led UK in Blocks	1	1
Games With 3+ Assists	0	0
Games With 3+ Blocks	0	0
Games With 3+ Steals	0	0
Games With 3+ Three-Pointers	1	1

- Named to the preseason All-SEC First Team by the league's media and the second team by the coaches
- A member of the Julius Erving preseason watch list for the nation's best small forward
- Had 13 points at Louisville with a season-high seven rebounds and two steals
- Hit a season-best three 3s against Marshall with a block and 10 points
- Had 16 points and seven rebounds vs. A&M-Commerce and hit two 3s with 12 points against St. Joe's
- Posted 12 points, five boards and a pair of steals in his collegiate debut against New Mexico State
- Ranked as high as No. 3 overall in the recruiting rankings
- Averaged 17.9 points and 7.5 rebounds per game for nationally ranked Imhotep en route to a state title as a senior
- Mother, Ebony Twigg, played college basketball at Cheyney University and had a pro career in Portugal. She was also named the MVP of the Philadelphia Public League championship game 23 years before her son was tabbed the MVP of the boy's event

## Game-By-Game Statistics

Opponent	Date	GS	Min	FG-A	Pct.	3FG-A	Pct.	FT-A	Pct.	Off-Def-Tot	PF	Ast	TO	Blk	Stl	Pts
NEW MEXICO ST.	11/6	*	28	5-11	.455	2-5	.400	0-0	.000	1-4-5	3	1	3	0	2	12
A&M-COMMERCE	11/10	*	33	6-10	.600	0-3	.000	4-4	1.000	3-4-7	1	1	0	0	0	16
vs. Kansas	11/14	*	29	0-6	.000	0-3	.000	1-2	.600	1-3-4	2	2	2	1	0	1
STONEHILL	11/17	*	23	4-8	.500	0-3	.000	1-2	.500	1-4-5	1	1	2	1	0	9
ST. JOSEPH'S	11/20	*	28	4-6	.667	2-3	.667	2-2	1.000	1-2-3	1	1	0	1	1	12
MARSHALL	11/24	*	21	3-6	.500	3-4	.750	1-2	.500	0-2-2	2	0	0	1	1	10
MIAMI	11/28	*	28	5-7	.714	0-1	.000	1-3	.333	2-1-3	3	0	0	0	2	11
UNC WILMINGTON	12/2	*	32	4-14	.286	0-5	.000	3-4	.750	4-2-6	3	2	2	1	2	11
vs. Penn	12/9	*	14	3-5	.600	0-0	.000	0-0	.000	1-2-3	4	0	0	0	0	6
vs. North Carolina	12/16	*	12	3-9	.333	0-1	.000	2-2	1.000	4-2-6	0	1	1	0	0	8
at Louisville	12/21	*	24	6-10	.600	1-3	.333	0-0	.000	3-4-7	4	1	2	0	2	13
ILLINOIS STATE	12/29	*	21	4-8	.500	1-4	.250	0-0	.000	1-3-4	2	2	1	0	2	9
at Florida	1/6	*	18	3-6	.500	0-0	.000	0-0	.000	0-2-2	3	0	0	0	1	6
MISSOURI	1/9	*	20	2-7	.286	0-3	.000	0-1	.000	1-1-2	3	0	1	0	1	4
MISSISSIPPI ST.	1/17	*	16	1-3	.333	0-1	.000	0-0	.000	1-1-2	0	2	2	0	0	2
GEORGIA	1/21	*	13	2-6	.333	2-4	.500	0-0	.000	0-3-3	5	0	0	0	0	6
at South Carolina	1/23	*	23	0-1	.000	0-0	.000	2-2	1.000	0-2-2	2	0	1	0	0	2

## Career Statistics

Year	GP-GS	Min-Avg	FG-FGA	Pct	3FG-FGA	Pct	FT-FTA	Pct	Off-Def-Tot-Avg	PF-FO	Ast	TO	Blk	Stl	Pts	Avg
2023-24	18-18	406-22.6	58-129	.450	13-45	.289	17-24	.708	26-44-70-3.9	39-1	15	17	6	15	146	8.1
Career	18-18	406-22.6	58-129	.450	13-45	.289	17-24	.708	26-44-70-3.9	39-1	15	17	6	15	146	8.1



2023-24 SEASON/CAREER HIGHS		
<b>Points</b>		
Season	17, vs. Penn (12/9/23)	
Career	17, vs. Penn (12/9/23)	
<b>Rebounds</b>		
Season	11, vs. Penn (12/9/23)	
Career	11, vs. Penn (12/9/23)	
<b>Field Goals</b>		
Season	7, vs. Penn (12/9/23)	
Career	7, vs. Penn (12/9/23)	
<b>Field Goals Attempted</b>		
Season	12, vs. Penn (12/9/23)	
Career	12, vs. Penn (12/9/23)	
<b>3-Point Field Goals</b>		
Season	1, 3x, last at Florida (1/6/24)	
Career	1, 3x, last at Florida (1/6/24)	
<b>3-Point Field Goals Attempted</b>		
Season	2, 3x, last MISS. ST. (1/18/24)	
Career	2, 3x, last MISS. ST. (1/18/24)	
<b>Free Throws</b>		
Season	3, 2x, last at Florida (1/6/24)	
Career	3, 2x, last at Florida (1/6/24)	
<b>Free Throws Attempted</b>		
Season	6, at Florida (1/6/24)	
Career	6, at Florida (1/6/24)	
<b>Assists</b>		
Season	2, at Texas A&M (1/13/24)	
Career	2, at Texas A&M (1/13/24)	
<b>Steals</b>		
Season	2, 3x, last MISS. ST. (1/18/24)	
Career	2, 3x, last MISS. ST. (1/18/24)	
<b>Blocked Shots</b>		
Season	3, vs. Penn (12/9/23)	
Career	3, vs. Penn (12/9/23)	
<b>Minutes Played</b>		
Season	30, MISSOURI (1/9/24)	
Career	30, MISSOURI (1/9/24)	
<b>MISCELLANEOUS</b>		
	<b>2023-24</b>	<b>CAREER*</b>
Dunks	10	10
Double-Figure Scoring Games	5	5
Double-Figure Rebounding Games	1	1
Games With Double-Double	1	1
Games Led UK in Scoring	1	1
Games Led UK in Rebounding	3	3
Games Led UK in Assists	0	0
Games Led UK in Steals	3	3
Games Led UK in Blocks	3	3
Games With 3+ Assists	0	0
Games With 3+ Blocks	1	1
Games With 3+ Steals	0	0
Games With 3+ Three-Pointers	0	0

- Scored 11 points, his highest in an SEC contest this season, in win over Mississippi State
- Had two steals at Florida and finished the game strong with a big block late in the game followed by a 3-pointer on the ensuing possession to give UK the lead for good with 1:27 to play; named SEC Freshman of the Week for that performance
- Made his first career start and scored 12 points vs. UNC, including hitting the game-clinching free throws. He also snared an offensive board and had a putback layup to help UK retake the lead with under five minutes to play
- Incredible effort in his second collegiate game vs. Penn, scoring a team-high-tying 17 points with 11 rebounds, hitting a 3 with three blocks in 29 minutes
- Saw his first game action of the season vs. UNCW, playing 13 minutes and recording a dunk, two rebounds and a block
- Missed the first seven games with a foot injury
- Ranked as high as No. 2 overall by both Rivals and 247Sports in the 2023 class
- McDonald's All American and Jordan Brand Classic representative
- NJ.com First-Team All-State as a senior
- Logged 12.1 points and 9.4 rebounds per game as a senior

## Game-By-Game Statistics

Opponent	Date	GS	Min	FG-A	Pct.	3FG-A	Pct.	FT-A	Pct.	Off-Def-Tot	PF	Ast	TO	Blk	Stl	Pts
NEW MEXICO ST.	11/6			DNP - Injury (foot)												
A&M-COMMERCE	11/10			DNP - Injury (foot)												
vs. Kansas	11/14			DNP - Injury (foot)												
STONEHILL	11/17			DNP - Injury (foot)												
ST. JOSEPH'S	11/20			DNP - Injury (foot)												
MARSHALL	11/24			DNP - Injury (foot)												
MIAMI	11/28			DNP - Injury (foot)												
UNC WILMINGTON	12/2	13	1-1	1.000	0-0	.000	1-2	.500	0-2-2	0	0	0	1	0	3	
vs. Penn	12/9	29	7-12	.583	1-2	.500	2-4	.500	5-6-11	3	0	0	3	1	17	
vs. North Carolina	12/16	*	21	4-6	.667	1-1	1.000	3-5	.600	3-0-3	4	0	2	0	2	12
at Louisville	12/21	*	21	1-2	.500	0-0	.000	0-0	.000	3-1-4	4	0	1	1	0	2
ILLINOIS STATE	12/29	*	15	1-4	.250	0-0	.000	0-0	.000	1-0-1	3	0	0	1	0	2
at Florida	1/6	*	25	3-7	.429	1-2	.500	3-6	.500	2-5-7	1	0	0	1	2	10
MISSOURI	1/9	*	30	5-9	.556	0-1	.000	0-0	.500	0-6-6	3	1	1	0	0	10
at Texas A&M	1/13	*	6	0-1	.000	0-1	.000	0-0	.000	1-0-1	4	2	0	0	0	0
MISSISSIPPI ST.	1/17	*	25	5-8	.625	0-2	.000	1-2	.500	2-4-6	3	0	1	2	2	11
GEORGIA	1/20	*	21	2-3	.667	0-0	.000	2-2	1.000	0-3-3	1	0	1	0	1	6
at South Carolina	1/23	*	22	2-3	.667	0-1	.000	0-0	.000	3-5-8	3	0	0	1	0	4

## Career Statistics

Year	GP-GS	Min-Avg	FG-FGA	Pct	3FG-FGA	Pct	FT-FTA	Pct	Off-Def-Tot-Avg	PF-FO	Ast	TO	Blk	Stl	Pts	Avg
2023-24	11-9	227-20.6	31-56	.554	3-10	.300	12-21	.571	20-32-52-4.7	29-0	3	6	10	8	77	7.0
Career	11-9	227-20.6	31-56	.554	3-10	.300	12-21	.571	20-32-52-4.7	29-0	3	6	10	8	77	7.0

# 3 ADOU THIERO

So. | Guard | 6-8 | 222 | Pittsburgh | Quaker Valley HS



2023-24 SEASON/CAREER HIGHS		
<b>Points</b>		
Season	16, vs. Kansas (11/14/23)	
Career	16, vs. Kansas (11/14/23)	
<b>Rebounds</b>		
Season	13, vs. Kansas (11/14/23)	
Career	13, vs. Kansas (11/14/23)	
<b>Field Goals</b>		
Season	5, vs. Kansas (11/14/23)	
Career	5, vs. Kansas (11/14/23)	
<b>Field Goals Attempted</b>		
Season	10, vs. Kansas (11/14/23)	
Career	10, vs. Kansas (11/14/23)	
<b>3-Point Field Goals</b>		
Season	1, 3x, last at Louisville (12/21/23)	
Career	1, 6x, last at Louisville (12/21/23)	
<b>3-Point Field Goals Attempted</b>		
Season	3, vs. Kansas (11/14/23)	
Career	3, vs. Kansas (11/14/23)	
<b>Free Throws</b>		
Season	5, vs. Kansas (11/14/23)	
Career	5, vs. Kansas (11/14/23)	
<b>Free Throws Attempted</b>		
Season	6, vs. Kansas (11/14/23)	
Career	6, 3x, last vs. Kansas (11/14/23)	
<b>Assists</b>		
Season	3, MIAMI (11/28/23)	
Career	3, MIAMI (11/28/23)	
<b>Steals</b>		
Season	3, ST. JOE'S (11/20/23)	
Career	3, ST. JOE'S (11/20/23)	
<b>Blocked Shots</b>		
Season	4, vs. North Carolina (12/16/23)	
Career	4, vs. North Carolina (12/16/23)	
<b>Minutes Played</b>		
Season	31, 2x, last ST. JOE'S (11/20/23)	
Career	31, 2x, last ST. JOE'S (11/20/23)	
<b>MISCELLANEOUS</b>		
	<b>2023-24</b>	<b>CAREER*</b>
Dunks	4	6
Double-Figure Scoring Games	1	1
Double-Figure Rebounding Games	1	1
Games With Double-Double	1	1
Games Led UK in Scoring	0	0
Games Led UK in Rebounding	4	4
Games Led UK in Assists	0	0
Games Led UK in Steals	0	4
Games Led UK in Blocks	3	6
Games With 3+ Assists	1	1
Games With 3+ Blocks	1	1
Games With 3+ Steals	1	1
Games With 3+ Three-Pointers	0	0

- Has missed the last seven games with general soreness, but has returned to practice
- Scored seven points with four rebounds and a block vs. UofL
- Came off the bench for the first time this season and provided UK with 17 strong minutes, hitting a 3-pointer and added a career-high four blocks, scoring all seven of his points in the first half
- Career-high three assists vs. Miami with nine points and a team-best six rebounds
- Set a new career high in steals and minutes vs. St. Joe's with three swipes and 31 minutes played
- Posted first career double-double with a career highs in points (16) and rebounds (13) in a career-high 31 minutes against No. 1 Kansas
- In his first collegiate start, generated five points and a career-high seven boards vs. New Mexico State
- Averaged 11.5 points and 6.5 rebounds in two exhibition games
- Averaged 7.5 points, 5.8 rebounds and 1.3 blocks per game during the summer's GLOBL JAM
- Notched averages of 2.3 points and 1.9 rebounds per game in 20 appearances as a freshman last year
- Had season highs of seven points and five rebounds in 24 minutes in a critical road victory at Arkansas
- Averaged 23.3 points, 10.3 rebounds, 5.9 assists, 3.9 steals and 2.3 blocks per game and directed Quaker Valley to a 27-1 record and a 14-0 mark in league play as a senior in high school
- Finished his high school career with 1,624 career points which ranked as the third most in team history
- Father, Almamy, played for John Calipari at Memphis

## Game-By-Game Statistics

Opponent	Date	GS	Min	FG-A	Pct.	3FG-A	Pct.	FT-A	Pct.	Off-Def-Tot	PF	Ast	TO	Blk	Stl	Pts
NEW MEXICO ST.	11/6	*	20	1-3	.333	0-1	.000	3-5	.600	1-6-7	2	0	1	1	0	5
A&M-COMMERCE	11/10									DNP - Injury (concussion protocol)						
vs. Kansas	11/14	*	31	5-10	.500	1-3	.333	5-6	.833	6-7-13	2	1	1	0	0	16
STONEHILL	11/17	*	27	2-4	.500	0-0	.000	2-2	1.000	1-4-5	0	0	0	1	0	6
ST. JOSEPH'S	11/20	*	31	3-6	.500	0-1	.000	1-4	.250	0-5-5	2	0	0	0	3	7
MARSHALL	11/24	*	23	3-6	.500	0-1	.000	0-0	.000	3-4-7	3	2	2	2	2	6
MIAMI	11/28	*	28	4-5	.800	0-0	.000	1-1	1.000	1-5-6	3	3	2	1	0	9
UNC WILMINGTON	12/2	*	25	2-4	.500	0-0	.000	3-3	1.000	1-5-6	3	0	0	1	0	7
vs. Penn	12/9	*	15	3-5	.600	0-0	.000	0-0	.000	2-0-2	1	0	1	0	2	6
vs. North Carolina	12/16		17	2-4	.500	1-2	.000	2-2	1.000	0-1-1	3	2	1	4	0	7
at Louisville	12/21		13	2-4	.500	1-2	.500	2-2	1.000	1-3-4	1	0	1	1	0	7
ILLINOIS STATE	12/29									DNP - Injury (general soreness)						
at Florida	1/6									DNP - Injury (general soreness)						
MISSOURI	1/9									DNP - Injury (general soreness)						
at Texas A&M	1/13									DNP - Injury (general soreness)						
MISSISSIPPI ST.	1/17									DNP - Injury (general soreness)						
GEORGIA	1/20									DNP - Injury (general soreness)						
at South Carolina	1/23									DNP - Injury (general soreness)						

## Career Statistics

Year	GP-GS	Min-Avg	FG-FGA	Pct	3FG-FGA	Pct	FT-FTA	Pct	Off-Def-Tot-Avg	PF-FO	Ast	TO	Blk	Stl	Pts	Avg
2022-23	20-0	190-9.5	10-29	.345	3-9	.333	23-33	.697	16-21-37-1.9	26-0	8	13	6	9	46	2.3
2023-24	10-8	230-23.0	27-51	.529	3-10	.300	19-25	.760	16-40-56-5.6	20-0	8	9	11	7	76	7.6
<b>Career</b>	<b>30-8</b>	<b>420-14.0</b>	<b>37-80</b>	<b>.463</b>	<b>6-19</b>	<b>.316</b>	<b>42-58</b>	<b>.724</b>	<b>32-61-93-3.1</b>	<b>46-0</b>	<b>16</b>	<b>22</b>	<b>17</b>	<b>16</b>	<b>122</b>	<b>4.1</b>

# 4 TRE MITCHELL

Gr. | Forward | 6-9 | 231 | Pittsburgh | West Virginia University



2023-24 SEASON/CAREER HIGHS*		
<b>Points</b>		
Season	23, GEORGIA (1/20/24)	
Career	37, at La Salle (12/15/20)	
<b>Rebounds</b>		
Season	14, MISSOURI (1/9/24)	
Career	19, at Fordham (2/22/20)	
<b>Field Goals</b>		
Season	8, 3x, last GEORGIA (1/20/24)	
Career	13, 3x, last at La Salle (12/15/20)	
<b>Field Goals Attempted</b>		
Season	15, 2x, last MARSHALL (11/24/23)	
Career	22, DAYTON (2/15/20)	
<b>3-Point Field Goals</b>		
Season	4, 2x, last at Louisville (12/21/23)	
Career	6, vs. Rhode Island (3/7/20)	
<b>3-Point Field Goals Attempted</b>		
Season	10, ST. JOE'S (11/20/23)	
Career	10, ST. JOE'S (11/20/23)	
<b>Free Throws</b>		
Season	6, 3x, last GEORGIA (1/20/24)	
Career	10, GEORGE MASON (12/30/20)	
<b>Free Throws Attempted</b>		
Season	8, UNCW (12/2/23)	
Career	14, at La Salle (12/16/20)	
<b>Assists</b>		
Season	7, MIAMI (11/28/23)	
Career	7, MIAMI (11/28/23)	
<b>Steals</b>		
Season	3, A&M-COMMERCE (11/10/23)	
Career	4, vs. Texas Tech (3/8/23)	
<b>Blocked Shots</b>		
Season	4, ST. JOE'S (11/20/23)	
Career	4, ST. JOE'S (11/20/23)	
<b>Minutes Played</b>		
Season	44, at Texas A&M (1/13/24)	
Career	44, at Texas A&M (1/13/24)	
<b>MISCELLANEOUS 2023-24 CAREER</b>		
Dunks	3	37
Double-Figure Scoring Games	12	83
Double-Figure Rebounding Games	5	16
Games With Double-Double	3	14
Games Led Team in Scoring	2	36
Games Led Team in Rebounding	9	47
Games Led Team in Assists	3	16
Games Led Team in Steals	3	25
Games Led Team in Blocks	7	53
Games With 3+ Assists	13	36
Games With 3+ Blocks	2	8
Games With 3+ Steals	1	6
Games With 3+ Three-Pointers	2	11
<i>*includes WVU/UT/UMass statistics</i>		

- Has scored in double-figures in five of six SEC games
- Season-high 23 points in win vs. Georgia
- Had first perfect game from the field (5/5) vs. Mississippi State
- Scored 20 points and 14 rebounds vs. Missouri, UK's first 20-10 game of the season
- UK is 10-1 this season when he scores at least 12 points
- Incredible game vs. UofL with 18 points and team-best 12 rebounds for his first double-double at Kentucky, hitting four 3s in the effort
- Has dished out three or more assists in 13 of the 17 games
- Scored 14 points with a career-best seven assists vs. Miami
- Led UK in scoring against St. Joe's with 22 points, hitting a season-best four 3-pointers, including two in overtime to help UK seal the victory
- Notched 18 points, eight rebounds and a team-high three steals in the win over A&M-Commerce
- Graduate student who has amassed more than 1,300 career points and more than 550 career rebounds
- Averaged 11.7 points and 5.5 rebounds per game, while making 32 starts at West Virginia a season ago
- A-10 First-Team player as a sophomore where he averaged a team-best 18.8 points and 7.2 rebounds at UMass
- Was the A-10 Rookie of the Year as a freshman with the Minutemen averaging 17.7 points and 7.2 rebounds per game

## Game-By-Game Statistics

Opponent	Date	GS	Min	FG-A	Pct.	3FG-A	Pct.	FT-A	Pct.	Off-Def-Tot	PF	Ast	TO	Blk	Stl	Pts
NEW MEXICO ST.	11/6	*	35	3-8	.375	0-3	.000	3-4	.750	3-6-9	1	5	0	0	1	9
A&M-COMMERCE	11/10	*	32	8-11	.727	1-2	.500	1-1	1.000	2-6-8	0	1	0	1	3	18
vs. Kansas	11/14	*	39	2-4	.500	1-1	1.000	3-7	.429	2-4-6	4	3	0	2	2	8
STONEHILL	11/17	*	31	7-9	.778	1-1	1.000	0-0	.000	1-3-4	2	4	2	0	2	15
ST. JOSEPH'S	11/20	*	41	7-15	.467	4-10	.400	4-6	.667	3-3-6	2	4	0	4	1	22
MARSHALL	11/24	*	28	8-15	.533	1-4	.250	1-1	1.000	1-3-4	3	4	1	1	1	18
MIAMI	11/28	*	33	5-8	.625	1-4	.250	3-4	.750	1-4-5	4	7	3	2	1	14
UNC WILMINGTON	12/2	*	36	2-5	.400	1-2	.500	6-8	.750	0-6-6	4	3	2	1	0	11
vs. Penn	12/9	*	36	2-7	.286	0-2	.000	0-0	.000	0-9-9	2	4	3	1	0	4
vs. North Carolina	12/16	*	32	3-5	.600	1-3	.333	1-2	.500	2-3-5	2	2	2	0	0	8
at Louisville	12/21	*	30	7-13	.538	4-7	.571	0-0	.000	2-10-12	3	1	2	3	2	18
ILLINOIS STATE	12/29	*	29	2-4	.500	1-3	.333	3-4	.750	1-10-11	2	4	0	1	0	8
at Florida	1/6	*	35	5-12	.417	0-2	.000	2-3	.667	1-9-10	3	0	1	0	2	12
MISSOURI	1/9	*	40	6-11	.545	2-6	.333	6-6	1.000	2-12-14	2	3	2	2	0	20
at Texas A&M	1/13	*	44	3-13	.231	1-6	.167	1-2	.500	8-5-13	2	6	3	1	0	8
MISSISSIPPI ST.	1/17	*	28	5-5	1.000	1-1	1.000	4-4	1.000	1-2-3	2	3	1	1	0	15
GEORGIA	1/20	*	28	8-10	.800	1-2	.500	6-7	.857	1-4-5	3	4	1	1	0	23
at South Carolina	1/23	*	34	5-8	.625	1-1	1.000	2-2	1.000	2-3-5	3	2	2	2	0	13

## Career Statistics

Year	GP-GS	Min-Avg	FG-FGA	Pct	3FG-FGA	Pct	FT-FTA	Pct	Off-Def-Tot-Avg	PF-FO	Ast	TO	Blk	Stl	Pts	Avg
2019-20	31-31	955-30.8	206-428	.481	37-112	.330	99-136	.728	45-177-222-7.2	93-3	58	101	32	31	548	17.7
2020-21	13-12	419-32.2	83-160	.519	15-40	.375	63-82	.768	18-75-93-7.2	35-0	29	28	20	16	244	18.8
2021-22	24-17	447-18.6	77-161	.478	15-46	.326	40-50	.800	30-65-95-4.0	41-0	32	35	16	17	209	8.7
2022-23	34-32	1019-30.0	143-304	.470	36-99	.364	75-95	.789	45-142-187-5.5	91-2	61	73	21	28	397	11.7
2023-24	18-18	612-34.0	88-163	.540	22-60	.367	46-61	.754	33-102-135-7.5	44-0	60	25	23	15	244	13.6
<b>TOTAL</b>	<b>120-110</b>	<b>3457-28.8</b>	<b>597-1216</b>	<b>.491</b>	<b>125-357</b>	<b>.350</b>	<b>323-424</b>	<b>.762</b>	<b>171-561-732-6.1</b>	<b>304-5</b>	<b>240</b>	<b>262</b>	<b>112</b>	<b>107</b>	<b>1642</b>	<b>13.7</b>

# 12 ANTONIO REEVES

Sr. | Guard | 6-6 | 195 | Chicago | Illinois State University



## 2023-24 SEASON/CAREER HIGHS\*

<b>Points</b>	Season	30, at Louisville (12/21/23)
	Career	37, at Arkansas (3/4/23)
<b>Rebounds</b>	Season	8, vs. Kansas (11/14/23)
	Career	10, UTSA (12/21/21)
<b>Field Goals</b>	Season	10, 2x, last ILLINOIS ST. (12/29/23)
	Career	13, VALPARAISO (2/9/22)
<b>Field Goals Attempted</b>	Season	25, vs. Kansas (11/14/23)
	Career	25, vs. Kansas (11/14/23)
<b>3-Point Field Goals</b>	Season	5, 3x, last at Texas A&M (1/13/24)
	Career	6, 3x, last at Ole Miss (1/31/23)
<b>3-Point Field Goals Attempted</b>	Season	17, vs. Kansas (11/14/23)
	Career	17, vs. Kansas (11/14/23)
<b>Free Throws</b>	Season	9, MISSISSIPPI ST. (1/17/24)
	Career	11, at Arkansas (3/4/23)
<b>Free Throws Attempted</b>	Season	9, MISSISSIPPI ST. (1/17/24)
	Career	11, at Arkansas (3/4/23)
<b>Assists</b>	Season	4, 2x, last GEORGIA (1/20/24)
	Career	5, 2x, last vs. SOUTHERN ILLINOIS (2/5/22)
<b>Steals</b>	Season	2, 2x, last at Louisville (12/21/23)
	Career	3, 5x, last LOYOLA CHICAGO (2/21/22)
<b>Blocked Shots</b>	Season	1, 4x, last at Texas A&M (1/13/24)
	Career	3, 2x, last UNI (3/4/22)
<b>Minutes Played</b>	Season	38, MIAMI (11/24/23)
	Career	46, at Eastern Michigan (11/12/21)
<b>MISCELLANEOUS</b>	<b>2023-24</b>	<b>CAREER</b>
Dunks	5	23
Double-Figure		
Scoring Games	17	103
Double-Figure		
Rebounding Games	0	1
Games With		
Double-Double	0	1
Games Led Team		
in Scoring	7	54
Games Led Team		
in Rebounding	2	8
Games Led Team		
in Assists	0	8
Games Led Team		
in Steals	1	23
Games Led Team		
in Blocks	1	8
Games With		
3+ Assists	4	22
Games With		
3+ Blocks	0	1
Games With		
3+ Steals	0	5
Games With		
3+ Three-Pointers	8	44
*includes Illinois State statistics		

- Named to the Wooden Award Midseason Watch List
- Tabbed to the Jerry West Award preseason watch list for the nation's best shooting guard
- Was a preseason pick on the All-SEC Second Team by the media and a first-team selection by the leagues coaches
- Team's leading scorer at 19.2 points per game
- Scored in double figures in every game but one this season
- Crossed the 2,000-point milestone in win over Georgia, scoring 21, his ninth game with at least 20 points this season
- Led team with 27 points, and a season-high nine made free throws in win over Mississippi State
- Scored 27 points against Illinois State, hitting four 3s with six rebounds
- Scored 30 points at UofL - the most by a UK player vs. UofL in the Coach Cal Era - earning MVP by the Bluegrass Sports Commission
- Had 23 points, hitting a season-high tying 5 3s against Marshall with four rebounds
- Scored a team-high 24 points while pulling down eight boards vs. Kansas
- Was the Co-Sixth Man of the Year in the SEC a season ago
- UK's returning leader in points per game (14.4), 3-pointers made (80), 3-point field-goal percentage (39.8%) and free-throw percentage (78.3%)

## Game-By-Game Statistics

Opponent	Date	GS	Min	FG-A	Pct.	3FG-A	Pct.	FT-A	Pct.	Off-Def-Tot	PF	Ast	TO	Blk	Stl	Pts
NEW MEXICO ST.	11/6	*	35	4-10	.400	2-6	.333	1-2	.500	0-2-2	0	1	1	0	2	11
A&M-COMMERCE	11/10	*	29	8-14	.571	5-8	.625	0-0	.000	0-6-6	2	2	0	0	0	21
vs. Kansas	11/14	*	34	7-25	.280	3-17	.176	7-7	1.000	3-5-8	2	1	1	0	0	24
STONEHILL	11/17	*	27	6-10	.600	3-6	.500	0-0	.000	1-4-5	0	4	2	0	0	15
ST. JOSEPH'S	11/20	*	32	7-9	.778	3-3	1.000	3-4	.750	0-5-5	0	3	0	1	0	20
MARSHALL	11/24	*	30	8-13	.615	5-7	.714	2-2	1.000	2-2-4	1	1	2	0	0	23
MIAMI	11/28	*	38	7-12	.583	1-3	.333	3-4	.750	2-3-5	1	1	1	0	1	18
UNC WILMINGTON	12/2	*	27	5-9	.556	1-2	.500	3-4	.750	0-3-3	5	0	2	0	1	14
vs. Penn	12/9	*	26	7-13	.538	2-6	.333	0-1	.000	2-1-3	2	1	1	0	0	16
vs. North Carolina	12/16	*	23	2-9	.222	1-3	.333	4-4	1.000	1-3-4	1	1	1	1	1	9
at Louisville	12/21	*	30	10-16	.625	4-5	.800	6-7	.857	1-0-1	2	2	1	0	2	30
ILLINOIS STATE	12/29	*	34	10-15	.667	4-8	.500	3-3	1.000	1-5-6	1	2	0	0	0	27
at Florida	1/6	*	27	8-16	.500	2-7	.286	1-2	.500	1-1-2	2	0	2	1	0	19
MISSOURI	1/9	*	29	3-9	.333	0-5	.000	8-8	1.000	0-6-6	3	1	1	0	1	14
at Texas A&M	1/13	*	31	7-15	.467	5-10	.500	3-4	.750	0-6-6	3	1	2	1	0	22
MISSISSIPPI ST	1/17	*	30	8-12	.667	2-5	.400	9-9	1.000	0-4-4	0	3	2	0	0	27
GEORGIA	1/20	*	37	7-12	.583	2-4	.500	5-5	1.000	1-4-5	1	4	2	0	1	21
at South Carolina	1/24	*	30	6-18	.333	1-3	.333	2-2	1.000	0-4-4	2	0	1	1	0	15

## Career Statistics

Year	GP-GS	Min-Avg	FG-FGA	Pct	3FG-FGA	Pct	FT-FTA	Pct	Off-Def-Tot-Avg	PF-FO	Ast	TO	Blk	Stl	Pts	Avg
2019-20	31-3	693-22.4	81-211	.384	33-105	.314	27-41	.659	15-61-76-2.5	38-0	22	30	2	20	222	7.2
2020-21	25-24	751-30.0	110-259	.425	33-108	.306	58-76	.763	19-63-82-3.3	36-0	36	45	6	9	311	12.4
2021-22	33-33	1151-34.9	237-505	.469	76-195	.390	112-137	.818	19-98-117-3.5	59-2	60	77	15	36	662	20.1
2022-23	34-14	948-27.9	168-404	.416	80-201	.398	72-92	.783	13-59-72-2.1	70-1	37	50	6	14	488	14.4
2023-24	18-18	551-30.6	120-237	.506	46-108	.426	60-68	.882	15 64 79 4.4	28-1	28	22	5	9	346	19.2
<b>Career</b>	<b>141-92</b>	<b>4094-29.0</b>	<b>716-1616</b>	<b>.443</b>	<b>268-717</b>	<b>.374</b>	<b>329-414</b>	<b>.795</b>	<b>81-345-426-3.0</b>	<b>231-4</b>	<b>183</b>	<b>224</b>	<b>34</b>	<b>88</b>	<b>2029</b>	<b>14.4</b>



# 13 GRANT DARBYSHIRE

So. | Guard | 6-3 | 190 | Cincinnati | Sycamore HS



## 2023-24 SEASON/CAREER HIGHS

<b>Points</b>		
Season	-	
Career	-	
<b>Rebounds</b>		
Season	-	
Career	-	
<b>Field Goals</b>		
Season	-	
Career	-	
<b>Field Goals Attempted</b>		
Season	-	
Career	-	
<b>3-Point Field Goals</b>		
Season	-	
Career	-	
<b>3-Point Field Goals Attempted</b>		
Season	-	
Career	-	
<b>Free Throws</b>		
Season	-	
Career	-	
<b>Free Throws Attempted</b>		
Season	-	
Career	-	
<b>Assists</b>		
Season	-	
Career	-	
<b>Steals</b>		
Season	-	
Career	-	
<b>Blocked Shots</b>		
Season	-	
Career	-	
<b>Minutes Played</b>		
Season	1, 3x, last ILLINOIS ST. (12/29/23)	
Career	1, 3x, last ILLINOIS ST. (12/29/23)	
<b>MISCELLANEOUS</b>		
	<b>2023-24</b>	<b>CAREER*</b>
Dunks	0	0
Double-Figure		
Scoring Games	0	0
Double-Figure		
Rebounding Games	0	0
Games With		
Double-Double	0	0
Games Led UK		
in Scoring	0	0
Games Led UK		
in Rebounding	0	0
Games Led UK		
in Assists	0	0
Games Led UK		
in Steals	0	0
Games Led UK		
in Blocks	0	0
Games With		
3+ Assists	0	0
Games With		
3+ Blocks	0	0
Games With		
3+ Steals	0	0
Games With		
3+ Three-Pointers	0	0

- Played in his first career game against Marshall
- Saw time in UK's double-digit win at Louisville and Illinois State
- Saw action in UK's exhibition win over Kentucky State
- Is UK's SAAC representative and also serves on the SEC Leadership Council
- Served as a captain for Sycamore as a senior and helped lead the team to the Greater Miami Conference championship
- Team amassed a 20-3 record, which was the best in school history
- Was a summa cum laude graduate and was also a National Merit Scholar Commended, a four-time All Conference Academic Team member and was a member of the National Honor Society, the Spanish National Honor Society

## Game-By-Game Statistics

Opponent	Date	GS	Min	FG-A	Pct.	3FG-A	Pct.	FT-A	Pct.	Off-Def-Tot	PF	Ast	TO	Blk	Stl	Pts
NEW MEXICO ST.	11/6															
A&M-COMMERCE	11/10															
vs. Kansas	11/14															
STONEHILL	11/17															
ST. JOSEPH'S	11/20															
MARSHALL	11/24	1	0-0	.000	0-0	.000	0-0	.000	0-0-0	0	0	0	0	0	0	0
MIAMI	11/28															
UNC WILMINGTON	12/2															
vs. Penn	12/9															
vs. North Carolina	12/16															
at Louisville	12/21	1	0-0	.000	0-0	.000	0-0	.000	0-0-0	0	0	0	0	0	0	0
ILLINOIS STATE	12/29	1	0-0	.000	0-0	.000	0-0	.000	0-0-0	0	0	0	0	0	0	0
at Florida	1/6															
MISSOURI	1/9															
at Texas A&M	1/13															
MISSISSIPPI ST	1/17															
GEORGIA	1/20															
at South Carolina	1/23															

## Career Statistics

Year	GP-GS	Min-Avg	FG-FGA	Pct.	3FG-FGA	Pct.	FT-FTA	Pct.	Off-Def-Tot-Avg	PF-FO	Ast	TO	Blk	Stl	Pts	Avg
2023-24	3-0	2-0.7	0-0	.000	0-0	.000	0-0	.000	0-0-0-0.0	0-0	0	0	0	0	0	0.0
Career	3-0	2-0.7	0-0	.000	0-0	.000	0-0	.000	0-0-0-0.0	0-0	0	0	0	0	0	0.0

# 14 BRENNAN CANADA

Gr. | Forward | 6-5 | 200 | Mt. Sterling, Ky. | George Rogers Clark HS



## 2023-24 SEASON/CAREER HIGHS

<b>Points</b>		
Season	-	
Career	3, S. CAROLINA ST. (11/17/22)	
<b>Rebounds</b>		
Season	1, NEW MEXICO ST. (11/6/23)	
Career	1, 3x, last NEW MEXICO ST. (11/6/23)	
<b>Field Goals</b>		
Season	-	
Career	1, 4x, last S. CAROLINA ST. (11/17/22)	
<b>Field Goals Attempted</b>		
Season	-	
Career	2, WESTERN KENTUCKY (12/22/21)	
<b>3-Point Field Goals</b>		
Season	-	
Career	1, S. CAROLINA ST. (11/17/22)	
<b>3-Point Field Goals Attempted</b>		
Season	-	
Career	1, 3x, last N. FLORIDA (11/23/22)	
<b>Free Throws</b>		
Season	-	
Career	-	
<b>Free Throws Attempted</b>		
Season	-	
Career	-	
<b>Assists</b>		
Season	1, NEW MEXICO ST. (11/6/23)	
Career	1, 2x, last NEW MEXICO ST. (11/6/23)	
<b>Steals</b>		
Season	-	
Career	1, SOUTH CAROLINA (3/6/21)	
<b>Blocked Shots</b>		
Season	-	
Career	1, TENNESSEE (1/15/22)	
<b>Minutes Played</b>		
Season	1, 4x, last ILLINOIS ST. (12/29/23)	
Career	3, HIGH POINT (12/31/21)	
<b>MISCELLANEOUS</b>	<b>2023-24</b>	<b>CAREER</b>
Dunks	0	0
Double-Figure		
Scoring Games	0	0
Double-Figure		
Rebounding Games	0	0
Games With		
Double-Double	0	0
Games Led UK		
in Scoring	0	0
Games Led UK		
in Rebounding	0	0
Games Led UK		
in Assists	0	0
Games Led UK		
in Steals	0	0
Games Led UK		
in Blocks	0	1
Games With		
3+ Assists	0	0
Games With		
3+ Blocks	0	0
Games With		
3+ Steals	0	0
Games With		
3+ Three-Pointers	0	0

- Saw action vs. Marshall, Illinois State and Louisville
- Had a rebound and an assist in the win over New Mexico State
- Graduate student with veteran presence on UK's young roster. Played 39 minutes in the Blue-White game, scoring five points
- Made his first career start last season on Senior Day against Vanderbilt
- Graduated with a degree in communication and is now pursuing a graduate degree in sport, fitness and recreation management
- Inducted into UK's Frank G. Ham Society of Character which honors student-athletes who have shown an extraordinary commitment to academic excellence, athletic participation, personal development, career preparation and serving as a role model

## Game-By-Game Statistics

Opponent	Date	GS	Min	FG-A	Pct.	3FG-A	Pct.	FT-A	Pct.	Off-Def-Tot	PF	Ast	TO	Blk	Stl	Pts
NEW MEXICO ST.	11/6		1	0-0	.000	0-0	.000	0-0	.000	0-1-1	0	1	0	0	0	0
A&M-COMMERCE	11/10		DNP - Coaches' Decision													
vs. Kansas	11/14		DNP - Coaches' Decision													
STONEHILL	11/17		DNP - Coaches' Decision													
ST. JOSEPH'S	11/20		DNP - Coaches' Decision													
MARSHALL	11/24	1	0-0	.000	0-0	.000	0-0	.000	0-0-0	0	0	0	0	0	0	0
MIAMI	11/28		DNP - Coaches' Decision													
UNC WILMINGTON	12/2		DNP - Coaches' Decision													
vs. Penn	12/9		DNP - Coaches' Decision													
vs. North Carolina	12/16		DNP - Coaches' Decision													
at Louisville	12/21	1	0-0	.000	0-0	.000	0-0	.000	0-0-0	0	0	0	0	0	0	0
ILLINOIS STATE	12/29	1	0-0	.000	0-0	.000	0-0	.000	0-0-0	0	0	0	0	0	0	0
at Florida	1/6		DNP - Coaches' Decision													
MISSOURI	1/9		DNP - Coaches' Decision													
at Texas A&M	1/13		DNP - Coaches' Decision													
MISSISSIPPI ST.	1/17		DNP - Coaches' Decision													
GEORGIA	1/20		DNP - Coaches' Decision													
at South Carolina	1/23		DNP - Coaches' Decision													

## Career Statistics

Year	GP-GS	Min-Avg	FG-FGA	Pct	3FG-FGA	Pct	FT-FTA	Pct	Off-Def-Tot-Avg	PF-FO	Ast	TO	Blk	Stl	Pts	Avg
2019-20	4-0	3-0.8	0-0	.000	0-0	.000	0-0	.000	0-0-0-0.0	0-0	0	1	0	0	0	0.0
2020-21	2-0	3-1.5	0-0	.000	0-0	.000	0-0	.000	0-0-0-0.0	0-0	0	2	0	1	0	0.0
2021-22	9-0	13-1.4	3-4	.750	0-1	.000	0-0	.000	1-0-1-0.1	0-0	1	0	1	0	6	0.7
2022-23	5-1	9-1.8	1-3	.333	1-3	.333	0-0	.000	0-1-1-0.2	0-0	0	0	0	0	3	0.6
2023-24	4-0	3-0.8	0-0	.000	0-0	.000	0-0	.000	0-1-1-0.5	0-0	1	0	0	0	0	0.0
<b>TOTAL</b>	<b>24-1</b>	<b>30-1.3</b>	<b>4-7</b>	<b>.571</b>	<b>1-4</b>	<b>.250</b>	<b>0-0</b>	<b>.000</b>	<b>1-2-3-0.1</b>	<b>0-0</b>	<b>2</b>	<b>3</b>	<b>1</b>	<b>1</b>	<b>9</b>	<b>0.4</b>

# 15 REED SHEPPARD

Fr. | Guard | 6-3 | 187 | London, Ky. | North Laurel HS



## 2023-24 SEASON/CAREER HIGHS

<b>Points</b>		
Season	25, 2x, last UNCW (12/2/23)	
Career	25, 2x, last UNCW (12/2/23)	
<b>Rebounds</b>		
Season	9, UNCW (12/2/23)	
Career	9, UNCW (12/2/23)	
<b>Field Goals</b>		
Season	9, 2x, last UNCW (12/2/23)	
Career	9, 2x, last UNCW (12/2/23)	
<b>Field Goals Attempted</b>		
Season	17, UNCW (12/2/23)	
Career	17, UNCW (12/2/23)	
<b>3-Point Field Goals</b>		
Season	7, STONEHILL (11/17/23)	
Career	7, STONEHILL (11/17/23)	
<b>3-Point Field Goals Attempted</b>		
Season	9, MIAMI (11/28/23)	
Career	9, MIAMI (11/28/23)	
<b>Free Throws</b>		
Season	9, at Florida (1/6/24)	
Career	9, at Florida (1/6/24)	
<b>Free Throws Attempted</b>		
Season	11, at Florida (1/6/24)	
Career	11, at Florida (1/6/24)	
<b>Assists</b>		
Season	11, at Louisville (12/21/23)	
Career	11, at Louisville (12/21/23)	
<b>Steals</b>		
Season	5, ST. JOE'S (11/20/23)	
Career	5, ST. JOE'S (11/20/23)	
<b>Blocked Shots</b>		
Season	2, 4x, last ILLINOIS ST. (12/29/23)	
Career	2, 4x, last ILLINOIS ST. (12/29/23)	
<b>Minutes Played</b>		
Season	39, UNCW (12/2/23)	
Career	39, UNCW (12/2/23)	
<b>MISCELLANEOUS</b>		
	<b>2023-24</b>	<b>CAREER*</b>
Dunks	3	3
Double-Figure Scoring Games	12	12
Double-Figure Rebounding Games	0	0
Games With Double-Double	0	0
Games Led UK in Scoring	3	3
Games Led UK in Rebounding	2	2
Games Led UK in Assists	5	5
Games Led UK in Steals	13	13
Games Led UK in Blocks	3	3
Games With 3+ Assists	12	12
Games With 3+ Blocks	0	0
Games With 3+ Steals	7	7
Games With 3+ Three-Pointers	6	6

- Named to the Wooden Award Midseason Watch List
- Team-high plus-21 in win vs. Mississippi State, while leading team with six assists
- Scored 14 points and was 9-of-11 from the free-throw line, including 6-of-6 late in the game to ice the UK victory at Florida
- Named SEC Freshman of the Week on Dec. 4 after games vs. Miami and UNC Wilmington and on Dec. 26 after UofL performance
- Eleven points vs. UofL with a career-best 11 assists in the game
- Eleven points vs. UNC, adding two steals and six rebounds
- First-career start vs. UNCW, leading UK in points (25), rebounds (9), assists (6) and steals (2)
- Was the star for UK against No. 8 Miami, leading UK with 21 points, going 5-of-9 from 3 with five rebounds, four assists and three steals
- Went for a season-high 25 points, on 9-of-10 shooting and 7 for 8 from deep. Added seven assists to go along with three rebounds and three steals vs. Stonehill
- Totaled 13 points and a game-high four steals against No. 1 Kansas
- UK was plus-23 with him on the floor in the win over A&M-Commerce. He contributed team highs in steals (3) and blocks (2)
- Mr. Kentucky Basketball in 2023 and finished high school career with 3,727 career points
- McDonald's All American and helped Team Ohio to win Junior International Championship in Italy and earned MVP honors after scoring 26 points in the title game
- Father, Jeff, was a two-time national champion and Most Outstanding Player of the '98 Final Four at Kentucky and mother, Stacey, was a 1,000-point scorer for the UK women's basketball team

## Game-By-Game Statistics

Opponent	Date	GS	Min	FG-A	Pct.	3FG-A	Pct.	FT-A	Pct.	Off-Def-Tot	PF	Ast	TO	Blk	Stl	Pts
NEW MEXICO ST.	11/6		21	4-6	.667	1-2	.500	3-3	1.000	0-5-5	1	2	0	2	2	12
A&M-COMMERCE	11/10		29	1-5	.200	1-3	.333	0-0	.000	0-3-3	1	1	1	2	3	3
vs. Kansas	11/14		16	4-5	.800	3-4	.750	2-2	1.000	0-0-0	3	1	2	0	4	13
STONEHILL	11/17		26	9-10	.900	7-8	.875	0-0	.000	0-3-3	2	7	1	2	3	25
ST. JOSEPH'S	11/20		25	0-1	.000	0-1	.000	0-0	.000	0-4-4	1	4	3	0	5	0
MARSHALL	11/24		26	4-6	.667	2-3	.667	2-2	1.000	0-7-7	1	6	1	0	2	12
MIAMI	11/28		30	8-13	.615	5-9	.556	0-0	.000	0-5-5	2	4	1	1	3	21
UNC WILMINGTON	12/2	*	39	9-17	.529	3-6	.500	4-4	1.000	1-8-9	0	6	3	0	2	25
vs. Penn	12/9		27	2-4	.500	1-3	.333	1-2	.500	1-4-5	1	3	0	1	3	6
vs. North Carolina	12/16		25	4-9	.444	1-3	.333	2-2	1.000	1-5-6	1	2	3	1	1	11
at Louisville	12/21		27	3-6	.500	2-3	.667	3-4	.750	0-4-4	1	11	2	0	2	11
ILLINOIS STATE	12/29		24	4-8	.500	2-5	.400	1-1	1.000	0-5-5	1	5	2	2	2	11
at Florida	1/6		24	2-4	.500	1-3	.333	9-11	.818	0-5-5	3	2	1	0	0	14
MISSOURI	1/9		23	1-4	.250	1-3	.333	0-0	.000	0-0-0	2	4	0	0	2	3
at Texas A&M	1/13		33	3-5	.600	3-5	.600	4-6	.667	2-4-6	4	3	2	1	3	13
MISSISSIPPI ST.	1/17		31	2-5	.400	2-5	.400	3-3	1.000	1-5-6	2	6	0	0	2	9
GEORGIA	1/20		25	4-5	.800	4-5	.800	0-1	.000	0-1-1	2	5	3	0	2	12
at South Carolina	1/23		14	1-4	.250	1-2	.500	0-0	.000	0-3-3	0	0	2	0	1	3

## Career Statistics

Year	GP-GS	Min-Avg	FG-FGA	Pct	3FG-FGA	Pct	FT-FTA	Pct	Off-Def-Tot-Avg	PF-FO	Ast	TO	Blk	Stl	Pts	Avg
2023-24	18-1	466-25.9	65-117	.556	40-73	.548	34-41	.829	5-68-73-4.1	28-0	72	27	12	43	204	11.3
Career	18-1	466-25.9	65-117	.556	40-73	.548	34-41	.829	5-68-73-4.1	28-0	72	27	12	43	204	11.3

# 20

# JOEY HART

Fr. | Guard | 6-5 | 203 | Linton, Ind. | Linton-Stockton HS



### 2023-24 SEASON/CAREER HIGHS

2023-24 SEASON/CAREER HIGHS		
<b>Points</b>		
Season	3, MARSHALL (11/24/23)	
Career	3, MARSHALL (11/24/23)	
<b>Rebounds</b>		
Season	-	
Career	-	
<b>Field Goals</b>		
Season	1, MARSHALL (11/24/23)	
Career	1, MARSHALL (11/24/23)	
<b>Field Goals Attempted</b>		
Season	2, MARSHALL (11/24/23)	
Career	2, MARSHALL (11/24/23)	
<b>3-Point Field Goals</b>		
Season	1, MARSHALL (11/24/23)	
Career	1, MARSHALL (11/24/23)	
<b>3-Point Field Goals Attempted</b>		
Season	1, MARSHALL (11/24/23)	
Career	1, MARSHALL (11/24/23)	
<b>Free Throws</b>		
Season	-	
Career	-	
<b>Free Throws Attempted</b>		
Season	-	
Career	-	
<b>Assists</b>		
Season	-	
Career	-	
<b>Steals</b>		
Season	-	
Career	-	
<b>Blocked Shots</b>		
Season	-	
Career	-	
<b>Minutes Played</b>		
Season	3, MARSHALL (11/24/23)	
Career	3, MARSHALL (11/24/23)	
<b>MISCELLANEOUS</b>		
	<b>2023-24</b>	<b>CAREER*</b>
Dunks	0	0
Double-Figure		
Scoring Games	0	0
Double-Figure		
Rebounding Games	0	0
Games With		
Double-Double	0	0
Games Led UK		
in Scoring	0	0
Games Led UK		
in Rebounding	0	0
Games Led UK		
in Assists	0	0
Games Led UK		
in Steals	0	0
Games Led UK		
in Blocks	0	0
Games With		
3+ Assists	0	0
Games With		
3+ Blocks	0	0
Games With		
3+ Steals	0	0
Games With		
3+ Three-Pointers	0	0

- Hit his first career 3 against Marshall in three minutes of action
- Made his collegiate debut against New Mexico State
- Saw action in both exhibition victories, playing seven total minutes
- Tallied six points and three assists in the Blue-White Game
- Won the Big Blue Madness dunk contest
- Averaged 23.6 points and shot better than 40% from 3-point range as a senior
- While playing on the Under Armour grassroots circuit prior to his senior season, the three-star prospect shot 45% from deep, averaging 19.8 points per contest

### Game-By-Game Statistics

Opponent	Date	GS	Min	FG-A	Pct.	3FG-A	Pct.	FT-A	Pct.	Off-Def-Tot	PF	Ast	TO	Blk	Stl	Pts
NEW MEXICO ST.	11/6	1		0-0	.000	0-0	.000	0-0	.000	0-0-0	0	0	0	0	0	0
A&M-COMMERCE	11/10			DNP - Coaches' Decision												
vs. Kansas	11/14			DNP - Coaches' Decision												
STONEHILL	11/17	1		0-0	.000	0-0	.000	0-0	.000	0-0-0	0	0	0	0	0	0
ST. JOSEPH'S	11/20			DNP - Coaches' Decision												
MARSHALL	11/24	3		1-2	.500	1-1	1.000	0-0	.000	0-0-0	0	0	0	0	0	3
MIAMI	11/28			DNP - Coaches' Decision												
UNC WILMINGTON	12/2			DNP - Coaches' Decision												
vs. Penn	12/9			DNP - Coaches' Decision												
vs. North Carolina	12/16			DNP - Coaches' Decision												
at Louisville	12/21	1		0-0	.000	0-0	.000	0-0	.000	0-0-0	0	0	0	0	0	0
ILLINOIS STATE	12/29	1		0-0	.000	0-0	.000	0-0	.000	0-0-0	0	0	0	0	0	0
at Florida	1/6			DNP - Coaches' Decision												
MISSOURI	1/9			DNP - Coaches' Decision												
at Texas A&M	1/13			DNP - Coaches' Decision												
MISSISSIPPI ST.	1/17			DNP - Coaches' Decision												
GEORGIA	1/20			DNP - Coaches' Decision												
at South Carolina	1/23			DNP - Coaches' Decision												

### Career Statistics

Year	GP-GS	Min-Avg	FG-FGA	Pct	3FG-FGA	Pct	FT-FTA	Pct	Off-Def-Tot-Avg	PF-FO	Ast	TO	Blk	Stl	Pts	Avg
2023-24	5-0	7-1.4	1-2	.500	1-1	1.000	0-0	.000	0-0-0-0.0	0-0	0	0	0	0	3	1.0
Career	5-0	7-1.4	1-2	.500	1-1	1.000	0-0	.000	0-0-0-0.0	0-0	0	0	0	0	3	1.0

# 21 D.J. WAGNER

Fr. | Guard | 6-4 | 192 | Camden, N.J. | Camden HS



2023-24 SEASON/CAREER HIGHS		
<b>Points</b>		
Season	28, MARSHALL (11/24/23)	
Career	28, MARSHALL (11/24/23)	
<b>Rebounds</b>		
Season	6, vs. North Carolina (12/16/23)	
Career	6, vs. North Carolina (12/16/23)	
<b>Field Goals</b>		
Season	10, MARSHALL (11/24/23)	
Career	10, MARSHALL (11/24/23)	
<b>Field Goals Attempted</b>		
Season	17, ST. JOE'S (11/20/23)	
Career	17, ST. JOE'S (11/20/23)	
<b>3-Point Field Goals</b>		
Season	3, STONEHILL (11/17/23)	
Career	3, STONEHILL (11/17/23)	
<b>3-Point Field Goals Attempted</b>		
Season	8, STONEHILL (11/17/23)	
Career	8, STONEHILL (11/17/23)	
<b>Free Throws</b>		
Season	7, ST. JOE'S (11/20/23)	
Career	7, ST. JOE'S (11/20/23)	
<b>Free Throws Attempted</b>		
Season	8, ST. JOE'S (11/20/23)	
Career	8, ST. JOE'S (11/20/23)	
<b>Assists</b>		
Season	10, GEORGIA (1/20/24)	
Career	10, GEORGIA (1/20/24)	
<b>Steals</b>		
Season	3, 3x, last, at S. Carolina (1/13/24)	
Career	3, 3x, last, at S. Carolina (1/13/24)	
<b>Blocked Shots</b>		
Season	2, STONEHILL (11/17/23)	
Career	2, STONEHILL (11/17/23)	
<b>Minutes Played</b>		
Season	36, 2x, last at Florida (01/06/24)	
Career	36, 2x, last at Florida (01/06/24)	
<b>MISCELLANEOUS</b>		
	<b>2023-24</b>	<b>CAREER*</b>
Dunks	1	1
Double-Figure		
Scoring Games	10	10
Double-Figure		
Rebounding Games	0	0
Games With		
Double-Double	1	1
Games Led UK		
in Scoring	2	2
Games Led UK		
in Rebounding	2	2
Games Led UK		
in Assists	6	6
Games Led UK		
in Steals	3	3
Games Led UK		
in Blocks	1	1
Games With		
3+ Assists	13	13
Games With		
3+ Blocks	0	0
Games With		
3+ Steals	3	3
Games With		
3+ Three-Pointers	1	1

- Named SEC Freshman of the Week on Jan. 22 after registering his first career double-double, dishing out a career-high 10 assists while scoring 18 points vs. Georgia
- On the Bob Cousy Award preseason watch list for the nation's best PG
- Key for Kentucky in win at Florida, playing a team-high 36 minutes with 14 points (12 in the second half) and three assists
- Earned second SEC Freshman of the Week accolade after a strong performance against No. 9 UNC with 14 points, adding a career-best six rebounds and team-high five assists, playing a game-high 35 minutes
- Named the SEC Freshman of the Week on Nov. 27 after averaging 25.0 points per game in wins over Marshall and Saint Joseph's
- Career game vs. Marshall with 28 points with a career-best 10 field goals, two 3s and a career-high-tying three steals
- Great game vs. St. Joe's with 22 points, five rebounds, six assists and a 3-pointer in 36 minutes of play
- Rated as high as No. 4 overall by both ESPN and 247Sports
- McDonald's All American Game and Jordan Brand Classic MVP
- Three-time Gatorade New Jersey Player of the Year
- Iverson Classic National High School Player of the Year
- Stephen Jackson Community Leadership Award winner
- Father, Dajuan, played for John Calipari at Memphis and was later drafted by the Cleveland Cavaliers
- Brother, Kareem Watkins, is also on UK's roster

## Game-By-Game Statistics

Opponent	Date	GS	Min	FG-A	Pct.	3FG-A	Pct.	FT-A	Pct.	Off-Def-Tot	PF	Ast	TO	Blk	Stl	Pts
NEW MEXICO ST.	11/6	*	27	6-13	.462	1-5	.200	0-1	.000	0-2-2	1	4	1	0	3	13
A&M-COMMERCE	11/10	*	32	5-13	.385	0-1	.000	1-1	1.000	0-0-0	0	3	1	0	1	11
vs. Kansas	11/14	*	25	1-12	.083	0-3	.000	2-4	.500	0-2-2	2	1	0	0	1	4
STONEHILL	11/17	*	26	3-9	.333	3-8	.375	0-0	.000	0-5-5	1	3	3	2	1	9
ST. JOSEPH'S	11/20	*	36	7-17	.412	1-4	.250	7-8	.875	1-2-3	2	6	3	1	1	22
MARSHALL	11/24	*	26	10-14	.714	2-5	.400	6-7	.857	0-1-1	3	5	1	1	3	28
MIAMI	11/28	*	10	1-3	.333	0-2	.000	3-4	.750	0-0-0	0	1	0	1	0	5
UNC WILMINGTON	12/2		DNP - Injury (lower extremity)													
vs. Penn	12/9	*	30	4-9	.444	1-2	.500	0-0	.000	0-1-1	0	7	2	0	1	9
vs. North Carolina	12/16	*	35	6-14	.429	2-4	.500	0-1	.000	2-4-6	2	5	2	0	1	14
at Louisville	12/21	*	18	1-6	.167	0-2	.000	0-0	.000	0-1-1	2	1	1	0	0	2
ILLINOIS STATE	12/29	*	29	6-10	.600	2-3	.667	0-0	.000	0-2-2	0	3	1	0	0	14
at Florida	1/6	*	36	6-10	.600	1-2	.500	1-1	1.000	0-3-3	1	3	1	1	0	14
MISSOURI	1/9	*	30	5-8	.625	1-2	.500	5-7	.714	0-1-1	0	3	3	0	0	16
at Texas A&M	1/13	*	31	7-15	.467	1-5	.200	3-5	.600	0-2-2	3	4	2	0	1	18
MISSISSIPPI ST.	1/17	*	26	3-8	.375	1-4	.250	0-0	.000	0-3-3	0	2	2	0	1	7
GEORGIA	1/20	*	29	8-12	.667	2-3	.667	0-2	.000	0-1-1	4	10	2	0	1	18
at South Carolina	1/23	*	30	2-10	.200	0-1	.000	0-0	.000	0-0-0	1	3	1	0	3	4

## Career Statistics

Year	GP-GS	Min-Avg	FG-FGA	Pct	3FG-FGA	Pct	FT-FTA	Pct	Off-Def-Tot-Avg	PF-FO	Ast	TO	Blk	Stl	Pts	Avg
2023-24	17-17	477-28.1	81-183	.443	18-56	.321	28-41	.683	3-30-33-1.9	22-0	64	26	5	19	208	12.2
Career	17-17	477-28.1	81-183	.443	18-56	.321	28-41	.683	3-30-33-1.9	22-0	64	26	5	19	208	12.2



### 2023-24 SEASON/CAREER HIGHS

<b>Points</b>		
Season	-	
Career	-	
<b>Rebounds</b>		
Season	-	
Career	1, S. CAROLINA ST. (11/17/22)	
<b>Field Goals</b>		
Season	-	
Career	-	
<b>Field Goals Attempted</b>		
Season	-	
Career	1, NORTH FLORIDA (11/23/22)	
<b>3-Point Field Goals</b>		
Season	-	
Career	-	
<b>3-Point Field Goals Attempted</b>		
Season	-	
Career	1, NORTH FLORIDA (11/23/22)	
<b>Free Throws</b>		
Season	-	
Career	-	
<b>Free Throws Attempted</b>		
Season	-	
Career	-	
<b>Assists</b>		
Season	-	
Career	1, S. CAROLINA ST. (11/17/22)	
<b>Steals</b>		
Season	-	
Career	-	
<b>Blocked Shots</b>		
Season	-	
Career	-	
<b>Minutes Played</b>		
Season	1, 4x, last ILLINOIS ST. (12/29/23)	
Career	2, 5x, last at Louisville (12/21/23)	
<b>MISCELLANEOUS</b>	<b>2023-24</b>	<b>CAREER*</b>
Dunks	0	0
Double-Figure		
Scoring Games	0	0
Double-Figure		
Rebounding Games	0	0
Games With		
Double-Double	0	0
Games Led UK		
in Scoring	0	0
Games Led UK		
in Rebounding	0	0
Games Led UK		
in Assists	0	0
Games Led UK		
in Steals	0	0
Games Led UK		
in Blocks	0	0
Games With		
3+ Assists	0	0
Games With		
3+ Blocks	0	0
Games With		
3+ Steals	0	0
Games With		
3+ Three-Pointers	0	0

- Saw action vs. Marshall and Illinois State and at Louisville
- Played one minute of the win over New Mexico State
- Appeared in four games as a freshman
- Son of Darrin Horn, the current head men's basketball coach at Northern Kentucky University
- State semifinalist at Westlake as a senior and the team had a 38-2 record
- Averaged 9.3 points, 5.2 assists and 2.4 rebounds as a senior
- Graduated cum laude and was a recipient of a Kentucky Provost Academic Scholarship

### Game-By-Game Statistics

Opponent	Date	GS	Min	FG-A	Pct.	3FG-A	Pct.	FT-A	Pct.	Off-Def-Tot	PF	Ast	TO	Blk	Stl	Pts
NEW MEXICO ST.	11/6	1		0-0	.000	0-0	.000	0-0	.000	0-0-0	0	0	0	0	0	0
A&M-COMMERCE	11/10	DNP - Coaches' Decision														
vs. Kansas	11/14	DNP - Coaches' Decision														
STONEHILL	11/17	DNP - Coaches' Decision														
ST. JOSEPH'S	11/20	DNP - Coaches' Decision														
MARSHALL	11/24	1		0-0	.000	0-0	.000	0-0	.000	0-0-0	0	0	0	0	0	0
MIAMI	11/28	DNP - Coaches' Decision														
UNC WILMINGTON	12/2	DNP - Coaches' Decision														
vs. Penn	12/9	DNP - Coaches' Decision														
vs. North Carolina	12/16	DNP - Coaches' Decision														
at Louisville	12/21	1		0-0	.000	0-0	.000	0-0	.000	0-0-0	0	0	0	0	0	0
ILLINOIS STATE	12/29	1		0-0	.000	0-0	.000	0-0	.000	0-0-0	0	0	0	0	0	0
at Florida	1/6	DNP - Coaches' Decision														
MISSOURI	1/9	DNP - Coaches' Decision														
at Texas A&M	1/13	DNP - Coaches' Decision														
MISSISSIPPI ST.	1/17	DNP - Coaches' Decision														
GEORGIA	1/20	DNP - Coaches' Decision														
at South Carolina	1/23	DNP - Coaches' Decision														

### Career Statistics

Year	GP-GS	Min-Avg	FG-FGA	Pct	3FG-FGA	Pct	FT-FTA	Pct	Off-Def-Tot-Avg	PF-FO	Ast	TO	Blk	Stl	Pts	Avg
2022-23	4-0	8-2.0	0-1	.000	0-1	.000	0-0	.000	0-1-1-0.3	1-0	1	4	0	0	0	0.0
2023-24	4-0	3-0.8	0-0	.000	0-0	.000	0-0	.000	0-0-0-0.0	0-0	0	0	0	0	0	0.0
<b>TOTAL</b>	<b>8-0</b>	<b>11-1.4</b>	<b>0-1</b>	<b>.000</b>	<b>0-1</b>	<b>.000</b>	<b>0-0</b>	<b>.000</b>	<b>0-1-1-0.2</b>	<b>1-0</b>	<b>1</b>	<b>4</b>	<b>0</b>	<b>0</b>	<b>0</b>	<b>0.0</b>

# 23

# JORDAN BURKS

Fr. | Forward | 6-8 | 202 | Decatur, Ala. | Overtime Elite



### 2023-24 SEASON/CAREER HIGHS

<b>Points</b>		
Season	7, NEW MEXICO ST. (11/6/23)	
Career	7, NEW MEXICO ST. (11/6/23)	
<b>Rebounds</b>		
Season	5, 2x, last MARSHALL (11/24/23)	
Career	5, 2x, last MARSHALL (11/24/23)	
<b>Field Goals</b>		
Season	3, NEW MEXICO ST. (11/6/23)	
Career	3, NEW MEXICO ST. (11/6/23)	
<b>Field Goals Attempted</b>		
Season	4, MARSHALL (11/24/23)	
Career	4, MARSHALL (11/24/23)	
<b>3-Point Field Goals</b>		
Season	1, NEW MEXICO ST. (11/6/23)	
Career	1, NEW MEXICO ST. (11/6/23)	
<b>3-Point Field Goals Attempted</b>		
Season	2, vs. Kansas (11/14/23)	
Career	2, vs. Kansas (11/14/23)	
<b>Free Throws</b>		
Season	1, 2x, last ILLINOIS STATE (12/29/23)	
Career	1, 2x, last ILLINOIS STATE (12/29/23)	
<b>Free Throws Attempted</b>		
Season	2, ILLINOIS STATE (12/29/23)	
Career	2, ILLINOIS STATE (12/29/23)	
<b>Assists</b>		
Season	2, vs. Kansas (11/14/23)	
Career	2, vs. Kansas (11/14/23)	
<b>Steals</b>		
Season	1, 2x, last MARSHALL (11/24/23)	
Career	1, 2x, last MARSHALL (11/24/23)	
<b>Blocked Shots</b>		
Season	2, ILLINOIS STATE (12/29/23)	
Career	2, ILLINOIS STATE (12/29/23)	
<b>Minutes Played</b>		
Season	16, STONEHILL (11/17/23)	
Career	16, STONEHILL (11/17/23)	
<b>MISCELLANEOUS</b>		
	<b>2023-24</b>	<b>CAREER*</b>
Dunks	3	3
Double-Figure Scoring Games	0	0
Double-Figure Rebounding Games	0	0
Games With Double-Double	0	0
Games Led UK in Scoring	0	0
Games Led UK in Rebounding	0	0
Games Led UK in Assists	0	0
Games Led UK in Steals	0	0
Games Led UK in Blocks	0	0
Games With 3+ Assists	0	0
Games With 3+ Blocks	0	0
Games With 3+ Steals	0	0
Games With 3+ Three-Pointers	0	0

- Scored five points and added a pair of blocks in the win over Illinois State
- Logged five points and an assist in nine minutes vs. No. 10 Miami
- Had five boards, a block and a steal in 14 minutes vs. Marshall
- Pulled down four boards while handing out two assists as UK was plus-19 with him on the floor against No. 1 Kansas
- Chipped in with seven points, three rebounds and a steal in 12 minutes off the bench in the win over New Mexico State
- Averaged 5.0 points and 4.5 rebounds in 17.5 minutes per game in the two exhibitions
- Posted 20 points and added five rebounds in the Blue-White Game
- Notched averages of 4.3 points and 3.8 rebounds per game at the GLOBL JAM playing in an undersized backup center role
- An explosive scorer at Overtime Elite and led the league with 27.1 points per game in 2022-23. Also contributed 7.5 rebounds, 2.9 assists and 1.4 steals per game
- Scored 20 or more points in all but one game and had a season high of 42 against OTE competition

### Game-By-Game Statistics

Opponent	Date	GS	Min	FG-A	Pct.	3FG-A	Pct.	FT-A	Pct.	Off-Def-Tot	PF	Ast	TO	Blk	Stl	Pts
NEW MEXICO ST.	11/6	12	3-3	1.000	1-1	1.000	0-1	.000	3-0-3	1	0	0	0	1	7	
A&M-COMMERCE	11/10	15	0-1	.000	0-0	.000	0-0	.000	2-3-5	4	0	0	0	0	0	
vs. Kansas	11/14	10	0-2	.000	0-2	.000	0-0	.000	1-3-4	2	2	0	0	0	0	
STONEHILL	11/17	16	1-1	1.000	0-0	.000	0-0	.000	0-4-4	2	0	1	0	0	2	
ST. JOSEPH'S	11/20	6	0-0	.000	0-0	.000	0-1	.000	0-1-1	1	0	2	1	0	0	
MARSHALL	11/24	14	1-4	.250	0-0	.000	0-0	.000	2-3-5	1	0	0	1	1	2	
MIAMI	11/28	9	2-2	1.000	0-0	.000	1-1	1.000	0-0-0	1	1	0	0	0	5	
UNC WILMINGTON	12/2	4	0-0	.000	0-0	.000	0-0	.000	0-0-0	0	0	0	0	0	0	
vs. Penn	12/9	DNP - Coaches' Decision														
vs. North Carolina	12/16	DNP - Coaches' Decision														
at Louisville	12/21	3	0-0	.000	0-0	.000	0-0	.000	0-0-0	2	1	0	0	0	0	
ILLINOIS STATE	12/29	11	2-2	1.000	0-0	.000	1-2	.500	0-1-1	2	0	0	2	0	5	
at Florida	1/6	1	0-0	.000	0-0	.000	0-0	.000	0-0-0	1	0	0	0	0	0	
MISSOURI	1/9	1	0-0	.000	0-0	.000	0-0	.000	0-0-0	0	0	0	0	0	0	
at Texas A&M	1/13	1	0-1	.000	0-0	.000	1-2	.500	0-0-0	0	1	0	0	0	1	
MISSISSIPPI ST.	1/17	DNP - Coaches' Decision														
GEORGIA	1/20	DNP - Coaches' Decision														
at South Carolina	1/23	DNP - Coaches' Decision														

### Career Statistics

Year	GP-GS	Min-Avg	FG-FGA	Pct	3FG-FGA	Pct	FT-FTA	Pct	Off-Def-Tot-Avg	PF-FO	Ast	TO	Blk	Stl	Pts	Avg
2023-24	13-0	104-8.0	9-16	.563	1-3	.333	3-7	.429	8-15-23-1.8	17-0	5	3	4	2	21	1.6
Career	13-0	104-8.0	9-16	.563	1-3	.333	3-7	.429	8-15-23-1.8	17-0	5	3	4	2	21	1.6

# 25 KAREEM WATKINS

Sr. | Guard | 5-8 | 175 | Camden, N.J. | Kingsway Regional HS



## 2023-24 SEASON/CAREER HIGHS

Season	-	
Career	-	
<b>Rebounds</b>		
Season	-	
Career	1, 3x, last CENTRAL MICH. (11/29/21)	
<b>Field Goals</b>		
Season	-	
Career	-	
<b>Field Goals Attempted</b>		
Season	1, at Louisville (12/21/23)	
Career	1, 3x, last at Louisville (12/21/23)	
<b>3-Point Field Goals</b>		
Season	-	
Career	-	
<b>3-Point Field Goals Attempted</b>		
Season	-	
Career	1, AUBURN (2/25/23)	
<b>Free Throws</b>		
Season	-	
Career	-	
<b>Free Throws Attempted</b>		
Season	-	
Career	-	
<b>Assists</b>		
Season	1, MARSHALL (11/24/23)	
Career	1, 4x, last MARSHALL (11/24/23)	
<b>Steals</b>		
Season	-	
Career	1, 2x, last HIGH POINT (12/31/21)	
<b>Blocked Shots</b>		
Season	-	
Career	-	
<b>Minutes Played</b>		
Season	1, 4x, last ILLINOIS ST. (12/29/23)	
Career	3, HIGH POINT (12/31/21)	
<b>MISCELLANEOUS</b>		
	<b>2023-24</b>	<b>CAREER</b>
Dunks	0	0
Double-Figure		
Scoring Games	0	0
Double-Figure		
Rebounding Games	0	0
Games With		
Double-Double	0	0
Games Led UK		
in Scoring	0	0
Games Led UK		
in Rebounding	0	0
Games Led UK		
in Assists	0	0
Games Led UK		
in Steals	0	0
Games Led UK		
in Blocks	0	0
Games With		
3+ Assists	0	0
Games With		
3+ Blocks	0	0
Games With		
3+ Steals	0	0
Games With		
3+ Three-Pointers	0	0

- Played and had an assist vs. Marshall
- Saw action in the wins over New Mexico State and Illinois State and at Louisville
- Has appeared in 16 career games
- Appeared in all 26 games for Kingsway Regional during his senior season
- Averaged 8.7 points per game and notched 11 double-figure scoring efforts
- Stepfather, Dajuan, played for John Calipari at Memphis
- Brother, D.J., is also on UK's roster

## Game-By-Game Statistics

Opponent	Date	GS	Min	FG-A	Pct.	3FG-A	Pct.	FT-A	Pct.	Off-Def-Tot	PF	Ast	TO	Blk	Stl	Pts
NEW MEXICO ST.	11/6	1		0-0	.000	0-0	.000	0-0	.000	0-0-0	0	0	0	0	0	0
A&M-COMMERCE	11/10			DNP - Coaches' Decision												
vs. Kansas	11/14			DNP - Coaches' Decision												
STONEHILL	11/17			DNP - Coaches' Decision												
ST. JOSEPH'S	11/20			DNP - Coaches' Decision												
MARSHALL	11/24	1		0-0	.000	0-0	.000	0-0	.000	0-0-0	0	1	0	0	0	0
MIAMI	11/28			DNP - Coaches' Decision												
UNC WILMINGTON	12/2			DNP - Coaches' Decision												
vs. Penn	12/9			DNP - Coaches' Decision												
vs. North Carolina	12/16			DNP - Coaches' Decision												
at Louisville	12/21	1		0-1	.000	0-0	.000	0-0	.000	0-0-0	0	0	0	0	0	0
ILLINOIS STATE	12/29	1		0-0	.000	0-0	.000	0-0	.000	0-0-0	0	0	0	0	0	0
at Florida	1/6			DNP - Coaches' Decision												
MISSOURI	1/9			DNP - Coaches' Decision												
at Texas A&M	1/13			DNP - Coaches' Decision												
MISSISSIPPI ST.	1/17			DNP - Coaches' Decision												
GEORGIA	1/20			DNP - Coaches' Decision												
at South Carolina	1/23			DNP - Coaches' Decision												

## Career Statistics

Year	GP-GS	Min-Avg	FG-FGA	Pct	3FG-FGA	Pct	FT-FTA	Pct	Off-Def-Tot-Avg	PF-FO	Ast	TO	Blk	Stl	Pts	Avg
2020-21	1-0	2-2.0	0-0	.000	0-0	.000	0-0	.000	0-0-0-0.0	0-0	0	0	0	0	0	0.0
2021-22	9-0	13-1.4	0-1	.000	0-0	.000	0-0	.000	1-2-3-0.3	2-0	2	3	0	2	0	0.0
2022-23	4-0	8-2.0	0-1	.000	0-1	.000	0-0	.000	0-0-0-0.0	0-0	1	1	0	0	0	0.0
2023-24	4-0	3-0.8	0-1	.000	0-1	.000	0-0	.000	0-0-0-0.0	0-0	1	0	0	0	0	0.0
<b>TOTAL</b>	<b>18-0</b>	<b>25-1.5</b>	<b>0-3</b>	<b>.000</b>	<b>0-2</b>	<b>.000</b>	<b>0-0</b>	<b>.000</b>	<b>1-2-3-0.2</b>	<b>2-0</b>	<b>4</b>	<b>4</b>	<b>0</b>	<b>2</b>	<b>0</b>	<b>0.0</b>





## 2023-24 SEASON/CAREER HIGHS

<b>Points</b>		
Season	7, at Texas A&M (1/13/24)	
Career	9, DUQUESNE (11/11/22)	
<b>Rebounds</b>		
Season	10, at Texas A&M (1/13/24)	
Career	10, 3x, last at Texas A&M (1/13/24)	
<b>Field Goals</b>		
Season	3, at Texas A&M (1/13/24)	
Career	4, DUQUESNE (11/11/22)	
<b>Field Goals Attempted</b>		
Season	6, at Florida (1/6/24)	
Career	7, 2x, last N. FLORIDA (11/23/22)	
<b>3-Point Field Goals</b>		
Season	-	
Career	-	
<b>3-Point Field Goals Attempted</b>		
Season	-	
Career	-	
<b>Free Throws</b>		
Season	2, at Florida (1/6/24)	
Career	2, 2x, last at Florida (1/6/24)	
<b>Free Throws Attempted</b>		
Season	3, at Florida (1/6/24)	
Career	3, at Florida (1/6/24)	
<b>Assists</b>		
Season	1, vs. North Carolina (12/16/23)	
Career	1, 3x, last vs. UNC (12/16/23)	
<b>Steals</b>		
Season	1, GEORGIA (1/20/24)	
Career	1, 3x, last AUBURN (2/25/23)	
<b>Blocked Shots</b>		
Season	5, at Texas A&M (1/13/24)	
Career	5, at Texas A&M (1/13/24)	
<b>Minutes Played</b>		
Season	31, at Texas A&M (1/13/24)	
Career	31, at Texas A&M (1/13/24)	
<b>MISCELLANEOUS</b>		
	<b>2023-24</b>	<b>CAREER</b>
Dunks	3	7
Double-Figure Scoring Games	0	0
Double-Figure Rebounding Games	1	3
Games With Double-Double	0	0
Games Led UK in Scoring	0	0
Games Led UK in Rebounding	2	3
Games Led UK in Assists	0	0
Games Led UK in Steals	0	0
Games Led UK in Blocks	3	7
Games With 3+ Assists	0	0
Games With 3+ Blocks	4	8
Games With 3+ Steals	0	0
Games With 3+ Three-Pointers	0	0

- Has multiple blocks in six games
- Led team with four blocks and six rebounds vs. Mississippi State
- Played a career-high 31 minutes at Texas A&M with seven points, a career-high-tying 10 rebounds and a career-best five blocked shots
- Missed most of nonconference play with a foot injury, but returned vs. No. 9 UNC and played 10 minutes with a rebound, three blocks and one rebound
- Averaged 2.5 points and 2.6 rebounds in 16 appearances as a freshman a year ago
- Reclassified to the 2022 class and ranked as a top-25 prospect in the 2023 class by all of the major scouting services
- Joined Putnam in January and the squad was a perfect 20-0 with Onyenso on the roster, including winning a national championship
- Averaged 11.4 points, 9.0 rebounds and 5.7 blocks per game as a junior and also shot 64.4% from the floor and had five games with at least 10 blocked shots
- In February of 2020, he became one of the youngest players ever to make the senior men's Nigerian National Team
  - Scored 10 points on 5-of-8 shooting and had four rebounds and two blocks in 16 minutes in a 96-69 win over Uganda

## Game-By-Game Statistics

Opponent	Date	GS	Min	FG-A	Pct.	3FG-A	Pct.	FT-A	Pct.	Off-Def-Tot	PF	Ast	TO	Blk	Stl	Pts
NEW MEXICO ST.	11/6															
A&M-COMMERCE	11/10															
vs. Kansas	11/14															
STONEHILL	11/17															
ST. JOSEPH'S	11/20															
MARSHALL	11/24															
MIAMI	11/28															
UNC WILMINGTON	12/2															
vs. Penn	12/9															
vs. North Carolina	12/16	10	0-0	.000	0-0	.000	1-2	.500	0-1-1	2	1	0	3	0	1	
at Louisville	12/21	8	0-1	.000	0-0	.000	0-0	.000	0-2-2	0	0	0	2	0	0	
ILLINOIS STATE	12/29	10	2-2	1.000	0-0	.000	0-2	.000	1-1-2	1	0	0	3	0	4	
at Florida	1/6	15	2-6	.333	0-0	.000	2-3	.667	1-4-5	2	0	0	0	0	6	
MISSOURI	1/9	9	0-1	.000	0-0	.000	0-0	.000	0-3-3	0	0	1	1	0	0	
at Texas A&M	1/13	31	3-5	.600	0-0	.000	1-2	.500	3-7-10	3	0	0	5	0	7	
MISSISSIPPI ST.	1/17	17	1-1	1.000	0-0	.000	1-2	.500	1-5-6	1	0	0	4	0	3	
GEORGIA	1/20	15	2-2	1.000	0-0	.000	0-0	.000	0-5-5	1	0	0	2	1	4	
at South Carolina	1/23	10	1-1	1.000	0-0	.000	0-0	.000	0-1-1	1	0	0	0	0	2	

## Career Statistics

Year	GP-GS	Min-Avg	FG-FGA	Pct	3FG-FGA	Pct	FT-FTA	Pct	Off-Def-Tot-Avg	PF-FO	Ast	TO	Blk	Stl	Pts	Avg
2022-23	16-0	111-6.9	18-34	.529	0-0	.000	4-7	.571	18-24-42-2.6	8-0	2	4	16	3	40	2.5
2023-24	9-0	124-13.8	11-19	.579	0-0	.000	5-11	.455	7-28-35-3.9	10-0	1	1	20	1	27	3.0
<b>TOTAL</b>	<b>25-0</b>	<b>235-9.4</b>	<b>29-53</b>	<b>.547</b>	<b>0-0</b>	<b>.000</b>	<b>9-18</b>	<b>.500</b>	<b>25-52-77-3.1</b>	<b>18-0</b>	<b>3</b>	<b>5</b>	<b>36</b>	<b>4</b>	<b>67</b>	<b>2.7</b>

# 44 ZVONIMIR IVIŠIĆ

Fr. | Forward | 7-2 | 234 | Vodice, Croatia



## 2023-24 SEASON/CAREER HIGHS

<b>Points</b>		
Season	13, GEORGIA (1/20/24)	
Career	13, GEORGIA (1/20/24)	
<b>Rebounds</b>		
Season	5, GEORGIA (1/20/24)	
Career	5, GEORGIA (1/20/24)	
<b>Field Goals</b>		
Season	5, GEORGIA (1/20/24)	
Career	5, GEORGIA (1/20/24)	
<b>Field Goals Attempted</b>		
Season	7, GEORGIA (1/20/25)	
Career	7, GEORGIA (1/20/25)	
<b>3-Point Field Goals</b>		
Season	3, GEORGIA (1/20/24)	
Career	3, GEORGIA (1/20/24)	
<b>3-Point Field Goals Attempted</b>		
Season	4, GEORGIA (1/20/24)	
Career	4, GEORGIA (1/20/24)	
<b>Free Throws</b>		
Season	1, at South Carolina (1/23/24)	
Career	1, at South Carolina (1/23/24)	
<b>Free Throws Attempted</b>		
Season	2, at South Carolina (1/23/24)	
Career	2, at South Carolina (1/23/24)	
<b>Assists</b>		
Season	2, GEORGIA (1/20/24)	
Career	2, GEORGIA (1/20/24)	
<b>Steals</b>		
Season	2, GEORGIA (1/20/24)	
Career	2, GEORGIA (1/20/24)	
<b>Blocked Shots</b>		
Season	3, GEORGIA (1/20/24)	
Career	3, GEORGIA (1/20/24)	
<b>Minutes Played</b>		
Season	16, GEORGIA (1/20/24)	
Career	16, GEORGIA (1/20/24)	
<b>MISCELLANEOUS</b>		
	<b>2023-24</b>	<b>CAREER*</b>
Dunks	2	2
Double-Figure		
Scoring Games	1	1
Double-Figure		
Rebounding Games	0	0
Games With		
Double-Double	0	0
Games Led UK		
in Scoring	0	0
Games Led UK		
in Rebounding	1	1
Games Led UK		
in Assists	0	0
Games Led UK		
in Steals	1	1
Games Led UK		
in Blocks	2	2
Games With		
3+ Assists	0	0
Games With		
3+ Blocks	1	1
Games With		
3+ Steals	0	0
Games With		
3+ Three-Pointers	1	1

- Has led the team in blocks in each of first two games played
- Made collegiate debut vs. Georgia scoring 13 points in 16 minutes while knocking down three triples. Led team in blocks (3) and tied for team lead with five rebounds and two steals. Was a team-best plus-14 in the win
- Signed with the Wildcats in August
- Averaged 11.4 points, 5.3 rebounds and 3.4 blocks per game in the FIBA U20 European Championship for his home country of Croatia
- In the past two seasons, he suited up for SC Derby in Montenegro
- Averaged 5.2 points, 3.5 rebounds and 1.1 blocks per game in the Adriatic League
- During the playoffs, he produced his best outing with 22 points, 13 rebounds and three blocks against European League side Partizan

## Game-By-Game Statistics

Opponent	Date	GS	Min	FG-A	Pct.	3FG-A	Pct.	FT-A	Pct.	Off-Def-Tot	PF	Ast	TO	Blk	Stl	Pts
NEW MEXICO ST.	11/6		DNP													
A&M-COMMERCE	11/10		DNP													
vs. Kansas	11/14		DNP													
STONEHILL	11/17		DNP													
ST. JOSEPH'S	11/20		DNP													
MARSHALL	11/24		DNP													
MIAMI	11/28		DNP													
UNC WILMINGTON	12/2		DNP													
vs. Penn	12/9		DNP													
vs. North Carolina	12/16		DNP													
at Louisville	12/21		DNP													
ILLINOIS STATE	12/29		DNP													
at Florida	1/6		DNP													
MISSOURI	1/9		DNP													
at Texas A&M	1/13		DNP													
MISSISSIPPI ST	1/17		DNP													
GEORGIA	1/20	16	5-7	.714	3-4	.750	0-0	.000	1-4-5	1	2	2	3	2	13	
at South Carolina	1/23	10	1-3	.333	0-1	.000	1-2	.500	2-0-2	3	0	0	2	0	3	

## Career Statistics

Year	GP-GS	Min-Avg	FG-FGA	Pct	3FG-FGA	Pct	FT-FTA	Pct	Off-Def-Tot-Avg	PF-FO	Ast	TO	Blk	Stl	Pts	Avg
2023-24	2-0	26-13.1	6-10	.600	3-5	.600	1-2	.500	3-4-7	4	2	2	5	2	16	8.0
Career	2-0	26-13.1	6-10	.600	3-5	.600	1-2	.500	3-4-7	4	2	2	5	2	16	8.0













## 2023-24 Kentucky Men's Basketball Combined Team Statistics All games

### Game Records

Record	Overall	Home	Away	Neutral
ALL GAMES	14-4	10-1	2-2	2-1
CONFERENCE	4-2	3-0	1-2	0-0
NON-CONFERENCE	10-2	7-1	1-0	2-1

### Score by Periods

Team	1st	2nd	OT	TOT
Kentucky	798	799	22	1619
Opponents	654	719	19	1392

### Team Box Score

No.	Player				Total		3-Point		F-Throw		Rebounds				PF DQ		A TO		BLK STL		PTS AVG	
		GP-GS	MIN	AVG	FG-FGA	FG%	3FG-3FGA	3FG%	FT-FTA	FT%	OFF	DEF	TOT	AVG								
12	REEVES, Antonio	18-18	550:55	30.6	120-237	.506	46-108	.426	60-68	.882	15	64	79	4.4	28	1	28	22	5	9	346	19.2
0	DILLINGHAM, Rob	18-1	407:04	22.6	90-195	.462	29-76	.382	41-53	.774	4	52	56	3.1	45	1	69	34	1	24	250	13.9
4	MITCHELL, Tre	18-18	611:46	34.0	88-163	.540	22-60	.367	46-61	.754	33	102	135	7.5	44	0	60	25	23	15	244	13.6
21	WAGNER, D.J.	17-17	477:07	28.1	81-183	.443	18-56	.321	28-41	.683	3	30	33	1.9	22	0	64	26	5	19	208	12.2
15	SHEPPARD, Reed	18-1	466:18	25.9	65-117	.556	40-73	.548	34-41	.829	5	68	73	4.1	28	0	72	27	12	43	204	11.3
1	EDWARDS, Justin	18-18	406:17	22.6	58-129	.450	13-45	.289	17-24	.708	26	44	70	3.9	39	1	15	17	6	15	146	8.1
44	IVISIC, Zvonimir	2-0	26:11	13.1	6-10	.600	3-5	.600	1-2	.500	3	4	7	3.5	4	0	2	2	5	2	16	8.0
3	THIERO, Adou	10-8	229:37	23.0	27-51	.529	3-10	.300	19-25	.760	16	40	56	5.6	20	0	8	9	11	7	76	7.6
2	BRADSHAW, Aaron	11-9	226:55	20.6	31-56	.554	3-10	.300	12-21	.571	20	32	52	4.7	29	0	3	6	10	8	77	7.0
33	ONYENSO, Ugonna	9-0	124:26	13.8	11-19	.579	0-0	.000	5-11	.455	7	28	35	3.9	10	0	1	1	20	1	27	3.0
23	BURKS, Jordan	13-0	104:26	8.0	9-16	.563	1-3	.333	3-7	.429	8	15	23	1.8	17	0	5	3	4	2	22	1.7
20	HART, Joey	5-0	07:02	1.4	1-2	.500	1-1	1.000	0-0	.000	0	0	0	0.0	0	0	0	1	0	0	3	0.6
14	CANADA, Brennan	4-0	03:15	0.8	0-0	.000	0-0	.000	0-0	.000	0	1	1	0.3	0	0	1	0	0	0	0	0.0
22	HORN, Walker	4-0	03:15	0.8	0-0	.000	0-0	.000	0-0	.000	0	0	0	0.0	0	0	0	0	0	0	0	0.0
25	WATKINS, Kareem	4-0	03:15	0.8	0-1	.000	0-1	.000	0-0	.000	0	0	0	0.0	0	0	1	0	0	0	0	0.0
13	DARBYSHIRE, Grant	3-0	02:13	0.7	0-0	.000	0-0	.000	0-0	.000	0	0	0	0.0	0	0	0	0	0	0	0	0.0
Team											36	28	64				5					
<b>Total</b>		<b>18</b>	<b>3650</b>		<b>587-1179</b>	<b>.498</b>	<b>179-448</b>	<b>.400</b>	<b>266-354</b>	<b>.751</b>	<b>176</b>	<b>508</b>	<b>684</b>	<b>38.0</b>	<b>286</b>	<b>3</b>	<b>329</b>	<b>178</b>	<b>102</b>	<b>145</b>	<b>1619</b>	<b>89.9</b>
<b>Opponents</b>		<b>18</b>	<b>3650</b>		<b>491-1157</b>	<b>.424</b>	<b>157-490</b>	<b>.320</b>	<b>253-365</b>	<b>.693</b>	<b>205</b>	<b>455</b>	<b>660</b>	<b>36.7</b>	<b>311</b>	<b>4</b>	<b>264</b>	<b>231</b>	<b>59</b>	<b>110</b>	<b>1392</b>	<b>77.3</b>

### Team Statistics

	UK	OPP
<b>Scoring</b>	<b>1619</b>	<b>1392</b>
Points per game	89.9	77.3
Scoring margin	+12.6	-
<b>Field goals-att</b>	<b>587-1179</b>	<b>491-1157</b>
Field goal pct	.498	.424
<b>3 point fg-att</b>	<b>179-448</b>	<b>157-490</b>
3-point FG pct	.400	.320
3-pt FG made per game	9.9	8.7
<b>Free throws-att</b>	<b>266-354</b>	<b>253-365</b>
Free throw pct	.751	.693
F-Throws made per game	14.8	14.1
<b>Rebounds</b>	<b>684</b>	<b>660</b>
Rebounds per game	38.0	36.7
Rebounding margin	+1.3	-
<b>Assists</b>	<b>329</b>	<b>264</b>
Assists per game	18.3	14.7
<b>Turnovers</b>	<b>178</b>	<b>231</b>
Turnovers per game	9.9	12.8
Turnover margin	+2.9	-
Assist/turnover ratio	1.8	1.1
<b>Steals</b>	<b>145</b>	<b>110</b>
Steals per game	8.1	6.1
<b>Blocks</b>	<b>102</b>	<b>59</b>
Blocks per game	5.7	3.3
<b>Winning streak</b>	<b>0</b>	<b>-</b>
Home win streak	4	-
<b>Attendance</b>	<b>217123</b>	<b>54939</b>
Home games-Avg/Game	11-19738	4-13735
Neutral site-Avg/Game	-	3-14948

### Team Results

Date	Opponent		Score	Att.
11/06/2023	New Mexico St.	W	86-46	18438
11/10/2023	Tex. A&M-Commerce	W	81-61	19646
11/14/2023	vs Kansas	L	84-89	18780
11/17/2023	Stonehill	W	101-67	18960
11/20/2023	Saint Joseph's	Wot	96-88	18680
11/24/2023	Marshall	W	118-82	20246
11/28/2023	Miami (FL)	W	95-73	20119
12/02/2023	UNCW	L	73-80	19990
12/09/2023	vs Penn	W	81-66	9007
12/16/2023	vs North Carolina	W	87-83	17058
12/21/2023	at Louisville	W	95-76	17293
12/29/2023	Illinois St.	W	96-70	20659
01/06/2024	at Florida	W	87-85	10106
01/09/2024	Missouri	W	90-77	20086
01/13/2024	at Texas A&M	Lot	92-97	9540
01/17/2024	Mississippi St.	W	90-77	20016
01/20/2024	Georgia	W	105-96	20283
01/23/2024	at South Carolina	L	62-79	18000





## 2023-24 Kentucky Men's Basketball Combined Team Statistics In Conference games

### Game Records

Record	Overall	Home	Away	Neutral
ALL GAMES	4-2	3-0	1-2	0-0
CONFERENCE	4-2	3-0	1-2	0-0
NON-CONFERENCE	0-0	0-0	0-0	0-0

### Score by Periods

Team	1st	2nd	OT	TOT
Kentucky	255	268	3	526
Opponents	230	273	8	511

### Team Box Score

No.	Player				Total		3-Point		F-Throw		Rebounds											
		GP-GS	MIN	AVG	FG-FGA	FG%	3FG-3FGA	3FG%	FT-FTA	FT%	OFF	DEF	TOT	AVG	PF	DQ	A	TO	BLK	STL	PTS	AVG
12	REEVES, Antonio	6-6	185:05	30.8	39-82	.476	12-34	.353	28-30	.933	2	25	27	4.5	11	0	9	10	3	2	118	19.7
4	MITCHELL, Tre	6-6	208:26	34.7	32-59	.542	6-18	.333	21-24	.875	15	35	50	8.3	15	0	18	10	7	2	91	15.2
0	DILLINGHAM, Rob	6-0	130:40	21.8	27-61	.443	8-29	.276	16-20	.800	0	10	10	1.7	15	0	15	15	0	5	78	13.0
21	WAGNER, D.J.	6-6	182:35	30.4	31-63	.492	6-17	.353	9-15	.600	0	10	10	1.7	9	0	25	11	0	7	77	12.8
15	SHEPPARD, Reed	6-0	149:57	25.0	13-27	.481	12-23	.522	16-21	.762	2	15	17	2.8	13	0	20	8	1	10	54	9.0
44	IVISIC, Zvonimir	2-0	26:11	13.1	6-10	.600	3-5	.600	1-2	.500	3	4	7	3.5	4	0	2	2	5	2	16	8.0
2	BRADSHAW, Aaron	6-6	129:11	21.5	17-31	.548	1-7	.143	6-10	.600	8	23	31	5.2	15	0	3	3	4	5	41	6.8
1	EDWARDS, Justin	6-6	112:43	18.8	11-29	.379	4-10	.400	2-3	.667	4	11	15	2.5	13	1	3	4	1	3	28	4.7
33	ONYENSO, Ugonna	6-0	97:06	16.2	9-16	.563	0-0	.000	4-7	.571	6	24	30	5.0	7	0	0	1	12	1	22	3.7
23	BURKS, Jordan	3-0	03:08	1.0	0-1	.000	0-0	.000	1-2	.500	0	0	0	0.0	1	0	1	0	0	0	1	0.3
Team											17	11	28					1				
<b>Total</b>		<b>6</b>	<b>1225</b>		<b>185-379</b>	<b>.488</b>	<b>52-143</b>	<b>.364</b>	<b>104-134</b>	<b>.776</b>	<b>57</b>	<b>168</b>	<b>225</b>	<b>37.5</b>	<b>103</b>	<b>1</b>	<b>96</b>	<b>65</b>	<b>33</b>	<b>37</b>	<b>526</b>	<b>87.7</b>
<b>Opponents</b>		<b>6</b>	<b>1225</b>		<b>179-402</b>	<b>.445</b>	<b>56-166</b>	<b>.337</b>	<b>97-140</b>	<b>.693</b>	<b>74</b>	<b>148</b>	<b>222</b>	<b>37.0</b>	<b>113</b>	<b>1</b>	<b>94</b>	<b>61</b>	<b>26</b>	<b>45</b>	<b>511</b>	<b>85.2</b>

### Team Statistics

	UK	OPP
<b>Scoring</b>	<b>526</b>	<b>511</b>
Points per game	87.7	85.2
Scoring margin	+2.5	-
<b>Field goals-att</b>	<b>185-379</b>	<b>179-402</b>
Field goal pct	.488	.445
<b>3 point fg-att</b>	<b>52-143</b>	<b>56-166</b>
3-point FG pct	.364	.337
3-pt FG made per game	8.7	9.3
<b>Free throws-att</b>	<b>104-134</b>	<b>97-140</b>
Free throw pct	.776	.693
F-Throws made per game	17.3	16.2
<b>Rebounds</b>	<b>225</b>	<b>222</b>
Rebounds per game	37.5	37.0
Rebounding margin	+0.5	-
<b>Assists</b>	<b>96</b>	<b>94</b>
Assists per game	16.0	15.7
<b>Turnovers</b>	<b>65</b>	<b>61</b>
Turnovers per game	10.8	10.2
Turnover margin	-0.7	-
Assist/turnover ratio	1.5	1.5
<b>Steals</b>	<b>37</b>	<b>45</b>
Steals per game	6.2	7.5
<b>Blocks</b>	<b>33</b>	<b>26</b>
Blocks per game	5.5	4.3
<b>Winning streak</b>	<b>0</b>	<b>-</b>
Home win streak	3	-
<b>Attendance</b>	<b>60385</b>	<b>37646</b>
Home games-Avg/Game	3-20128	3-12549
Neutral site-Avg/Game	-	0-0

### Team Results

Date	Opponent		Score	Att.
01/06/2024	at Florida	W	87-85	10106
01/09/2024	Missouri	W	90-77	20086
01/13/2024	at Texas A&M	Lot	92-97	9540
01/17/2024	Mississippi St.	W	90-77	20016
01/20/2024	Georgia	W	105-96	20283
01/23/2024	at South Carolina	L	62-79	18000



## 2023-24 Kentucky Men's Basketball Combined Team Statistics Specific games

### Game Records

Record	Overall	Home	Away	Neutral
ALL GAMES	3-2	3-0	0-2	0-0
CONFERENCE	3-2	3-0	0-2	0-0
NON-CONFERENCE	0-0	0-0	0-0	0-0

### Score by Periods

Team	1st	2nd	OT	TOT
Kentucky	218	218	3	439
Opponents	185	233	8	426

### Team Box Score

No.	Player				Total		3-Point		F-Throw		Rebounds											
		GP-GS	MIN	AVG	FG-FGA	FG%	3FG-3FGA	3FG%	FT-FTA	FT%	OFF	DEF	TOT	AVG	PF	DQ	A	TO	BLK	STL	PTS	AVG
12	REEVES, Antonio	5-5	157:59	31.6	31-66	.470	10-27	.370	27-28	.964	1	24	25	5.0	9	0	9	8	2	2	99	19.8
4	MITCHELL, Tre	5-5	173:28	34.7	27-47	.574	6-16	.375	19-21	.905	14	26	40	8.0	12	0	18	9	7	0	79	15.8
0	DILLINGHAM, Rob	5-0	113:01	22.6	25-54	.463	8-25	.320	14-18	.778	0	9	9	1.8	14	0	14	11	0	5	72	14.4
21	WAGNER, D.J.	5-5	146:33	29.3	25-53	.472	5-15	.333	8-14	.571	0	7	7	1.4	8	0	22	10	0	6	63	12.6
44	IVISIC, Zvonimir	2-0	26:11	13.1	6-10	.600	3-5	.600	1-2	.500	3	4	7	3.5	4	0	2	2	5	2	16	8.0
15	SHEPPARD, Reed	5-0	125:30	25.1	11-23	.478	11-20	.550	7-10	.700	2	10	12	2.4	10	0	18	7	1	10	40	8.0
2	BRADSHAW, Aaron	5-5	104:06	20.8	14-24	.583	0-5	.000	3-4	.750	6	18	24	4.8	14	0	3	3	3	3	31	6.2
1	EDWARDS, Justin	5-5	94:16	18.9	8-23	.348	4-10	.400	2-3	.667	4	9	13	2.6	10	1	3	4	1	2	22	4.4
33	ONYENSO, Ugonna	5-0	82:08	16.4	7-10	.700	0-0	.000	2-4	.500	5	20	25	5.0	5	0	0	1	12	1	16	3.2
23	BURKS, Jordan	2-0	01:47	0.9	0-1	.000	0-0	.000	1-2	.500	0	0	0	0.0	0	0	1	0	0	0	1	0.5
Team											14	9	23					1				
<b>Total</b>		<b>5</b>	<b>1025</b>		<b>154-311</b>	<b>.495</b>	<b>47-123</b>	<b>.382</b>	<b>84-106</b>	<b>.792</b>	<b>49</b>	<b>136</b>	<b>185</b>	<b>37.0</b>	<b>86</b>	<b>1</b>	<b>90</b>	<b>56</b>	<b>31</b>	<b>31</b>	<b>439</b>	<b>87.8</b>
<b>Opponents</b>		<b>5</b>	<b>1025</b>		<b>150-334</b>	<b>.449</b>	<b>47-135</b>	<b>.348</b>	<b>79-111</b>	<b>.712</b>	<b>63</b>	<b>116</b>	<b>179</b>	<b>35.8</b>	<b>90</b>	<b>0</b>	<b>83</b>	<b>50</b>	<b>23</b>	<b>37</b>	<b>426</b>	<b>85.2</b>

### Team Statistics

	UK	OPP
<b>Scoring</b>	<b>439</b>	<b>426</b>
Points per game	87.8	85.2
Scoring margin	+2.6	-
<b>Field goals-att</b>	<b>154-311</b>	<b>150-334</b>
Field goal pct	.495	.449
<b>3 point fg-att</b>	<b>47-123</b>	<b>47-135</b>
3-point FG pct	.382	.348
3-pt FG made per game	9.4	9.4
<b>Free throws-att</b>	<b>84-106</b>	<b>79-111</b>
Free throw pct	.792	.712
F-Throws made per game	16.8	15.8
<b>Rebounds</b>	<b>185</b>	<b>179</b>
Rebounds per game	37.0	35.8
Rebounding margin	+1.2	-
<b>Assists</b>	<b>90</b>	<b>83</b>
Assists per game	18.0	16.6
<b>Turnovers</b>	<b>56</b>	<b>50</b>
Turnovers per game	11.2	10.0
Turnover margin	-1.2	-
Assist/turnover ratio	1.6	1.7
<b>Steals</b>	<b>31</b>	<b>37</b>
Steals per game	6.2	7.4
<b>Blocks</b>	<b>31</b>	<b>23</b>
Blocks per game	6.2	4.6
<b>Winning streak</b>	<b>0</b>	<b>-</b>
Home win streak	3	-
<b>Attendance</b>	<b>60385</b>	<b>27540</b>
Home games-Avg/Game	3-20128	2-13770
Neutral site-Avg/Game	-	0-0

### Team Results

Date	Opponent		Score	Att.
01/09/2024	Missouri	W	90-77	20086
01/13/2024	at Texas A&M	Lot	92-97	9540
01/17/2024	Mississippi St.	W	90-77	20016
01/20/2024	Georgia	W	105-96	20283
01/23/2024	at South Carolina	L	62-79	18000

THE STAT CREW SYSTEM  
Kentucky Team Game-by-Game Comparison (as of Jan 23, 2024)  
All games

Opponent	1st	2nd	Score	Mar	Total FG	FG Pct	3-Pointers	3FG Pct	Free Throws	FT Pct	Rebounds	Assist	T/Over	Block	Steal	Fouls
NEW MEXICO ST.	37/29	49/17	86-46	+40	32-65/18-56	.492/.321	9-29/5-23	.310/.217	13-19/5-5	.684/1000	43/33 +10	17/10	6/18	3/2	13/2	11/16
TEX. A&M-COMMERCE	38/30	43/31	81-61	+20	32-67/23-56	.478/.411	8-23/10-27	.348/.370	9-10/5-11	.900/.455	36/33 +3	12/12	3/14	3/2	8/1	10/12
Kansas	48/41	36/48	84-89	(5)	25-76/28-59	.329/.475	12-38/6-18	.316/.333	22-30/27-36	.733/.750	42/45 (3)	14/22	8/14	3/4	9/7	22/23
STONEHILL	58/37	43/30	101-67	+34	39-61/24-64	.639/.375	17-32/11-39	.531/.282	6-8/8-12	.750/.667	36/29 +7	26/14	14/14	6/3	8/9	8/8
SAINT JOSEPH'S	41/38	36/39	96-88	+8	33-64/32-75	.516/.427	12-25/15-37	.480/.405	18-27/9-12	.667/.750	37/42 (5)	24/20	9/14	8/3	12/5	10/21
MARSHALL	69/41	49/41	118-82	+36	45-74/29-69	.608/.420	16-27/9-26	.593/.346	12-15/15-23	.800/.652	37/38 (1)	27/18	9/16	6/5	11/6	16/13
MIAMI (FL)	42/37	53/36	95-73	+22	37-62/26-59	.597/.441	9-21/5-19	.429/.263	12-17/16-21	.706/.762	29/35 (6)	26/8	8/15	5/1	9/5	18/15
UNCW	33/41	40/39	73-80	(7)	24-59/28-65	.407/.431	5-17/11-31	.294/.355	20-25/13-20	.800/.650	39/40 (1)	14/8	13/12	4/0	6/6	19/21
Penn	39/29	42/37	81-66	+15	34-69/26-57	.493/.456	8-20/9-28	.400/.321	5-10/5-9	.500/.556	41/31 +10	16/18	10/15	5/4	9/8	13/15
North Carolina	40/38	47/45	87-83	+4	30-72/27-57	.417/.474	8-23/8-24	.348/.333	19-26/21-27	.731/.778	42/32 +10	15/12	14/17	9/5	7/7	19/22
Louisville	53/33	42/43	95-76	+19	35-68/25-59	.515/.424	12-25/4-17	.480/.235	13-16/22-31	.813/.710	37/35 +2	19/14	13/13	8/2	9/6	21/14
ILLINOIS ST.	45/30	51/40	96-70	+26	36-63/26-79	.571/.329	11-25/8-35	.440/.229	13-17/10-18	.765/.556	40/45 (5)	23/13	6/8	9/2	7/3	16/18
Florida	37/45	50/40	87-85	+2	31-68/29-68	.456/.426	5-20/9-31	.250/.290	20-28/18-29	.714/.621	40/43 (3)	6/11	9/11	2/3	6/8	17/23
MISSOURI	47/42	43/35	90-77	+13	28-56/26-61	.500/.426	7-23/8-28	.304/.286	27-32/17-22	.844/.773	42/27 +15	14/14	13/11	3/6	6/6	17/22
Texas A&M	45/46	44/43	92-97	(5)	32-76/33-82	.421/.402	15-39/12-32	.385/.375	13-21/19-30	.619/.633	46/54 (8)	22/11	11/9	9/7	6/9	21/19
MISSISSIPPI ST.	47/29	43/48	90-77	+13	30-54/31-69	.556/.449	7-23/9-27	.304/.333	23-27/6-10	.852/.600	33/33 -	20/22	10/9	7/1	5/9	9/18
GEORGIA	54/35	51/61	105-96	+9	39-63/31-62	.619/.500	14-25/7-24	.560/.292	13-17/27-35	.765/.771	31/29 +2	27/16	14/12	6/3	9/8	22/17
South Carolina	25/33	37/46	62-79	(17)	25-62/29-60	.403/.483	4-13/11-24	.308/.458	8-9/10-14	.889/.714	33/36 (3)	7/20	8/9	6/6	5/5	17/14

Note: Game totals are displayed in the format TEAM/OPPONENT for each category