



KENTUCKY

2023-24 MEN'S BASKETBALL



8 NATIONAL CHAMPIONSHIPS | 49 SEC TITLES | 31 SEC TOURNAMENT CHAMPIONSHIPS | 56 ALL-AMERICANS | 138 NBA DRAFT PICKS

FLORIDA (14-6, 4-3) at #10/8 KENTUCKY (15-4, 5-2)

Wednesday, Jan. 31 • 8 p.m. ET • Rupp Arena at Central Bank Center (20,500) • Lexington, Ky.
#GoBigBlue • #LaFamilia • @KentuckyMBB

THE MATCHUP

Series Breakdown

Overall - UK, 110-41
 In Lexington - UK, 55-11
 Calipari vs. UF - 25-9
 Golden vs. UK - 0-3
 Current UK Streak - W5

John Calipari	Todd Golden
Overall Record: 847-257*	Overall Record: 87-59
Record at UK: 402-117	Record at Florida: 30-23
Overall Seasons: 32nd	Overall Seasons: 5th
at Kentucky: 15th	at Florida: 2nd

*on-court record

BY THE NUMBERS

76.1	Nation's-best all-time winning percentage
49	SEC regular-season titles in program history
40.2	3-point field-goal clip, ranking second in nation
2.47	Sheppard's steals per game, 10th in the nation

TALE OF THE TAPE

UK	STATISTIC	OPP.
88.5	Points Per Game	85.4
38.1	Rebounds PG	44.7
18.0	Assists PG	15.4
5.7	Blocks PG	4.9
8.1	Steals PG	6.8
9.9	Turnovers PG	12.9
.491	FG Pct.	.459
.402	3-Pt FG Pct.	.331
.749	FT Pct.	.685
+1.8	Assist-to-TO Ratio	+1.2

A UK WIN WOULD ...

- Improve Calipari's all-time conference record to 399-128, including 191-62 in the SEC
- Improve UK's record to 332-67 under Calipari against unranked competition
- Be the sixth in a row against the Gators
- Lift UK to 4-0 against SEC foes at home in 2023-24 and 355-49 all-time inside of Rupp Arena

PREVIOUS GAME'S STARTERS



21

D.J. WAGNER
 6-4 • 192 • GUARD • FRESHMAN
 CAMDEN, N.J. | CAMDEN HS

Averaging 12.0 points and 3.7 assists per game | Three-time SEC Freshman of the Week | Charted 14 points, six rebounds and five assists in win over North Carolina | Season-high 28 points in win over Marshall



12

ANTONIO REEVES
 6-6 • 195 • GUARD • SENIOR
 CHICAGO | ILLINOIS STATE UNIVERSITY

Averaging a team-high 19.5 points per game | Scored 30 points in the win at Louisville | Has double-digit points in 18 games and 20+ 10 times | Career-best field-goal clips (50.2%, 43.1% and 87.3%) | Jerry West Award Top 10 candidate



3

ADOU THIERO
 6-8 • 222 • GUARD • SOPHOMORE
 PITTSBURGH | QUAKER VALLEY HS

Averaging 7.0 points and 5.6 rebounds per game | Had a double-double with career highs in points (16) and rebounds (13) against No. 1-ranked Kansas | Missed eight games with injury | Had six boards in return at Arkansas



4

TRE MITCHELL
 6-9 • 231 • FORWARD • GRADUATE STUDENT
 PITTSBURGH | WEST VIRGINIA UNIVERSITY

Averaging 13.4 points and 7.7 rebounds | Logging a team-high 34.0 minutes per game | Logging a career-best 3.3 assists per game | Posted 20 points and a season-high 14 rebounds vs. Missouri | Three double-doubles in SEC play



2

AARON BRADSHAW
 7-1 • 226 • FORWARD • FRESHMAN
 RAHWAY, N.J. | CAMDEN HS

Averaging 6.4 points and 4.6 rebounds per game | Had a double-double with 17 points and 11 rebounds vs. Penn | Go-ahead 3-pointer with 1:27 to play at Florida | SEC Freshman of the Week on Jan. 8 | Shooting 54.4% from field

STAT LEADERS

POINTS PER GAME		
UK	Antonio Reeves	19.5
UF	Walter Clayton Jr.	15.9
REBOUNDS PER GAME		
UK	Tre Mitchell	7.7
UF	Tyrese Samuel	8.3
ASSISTS PER GAME		
UK	Reed Sheppard	4.1
UF	Zyon Pullin	4.8
STEALS PER GAME		
UK	Reed Sheppard	2.5
UF	Riley Kugel	1.4
BLOCKS PER GAME		
UK	Ugonna Onyenso	2.3
UF	Alex Condon	1.3
3-POINTERS		
UK	Antonio Reeves	50
UF	Walter Clayton Jr.	44
FIELD-GOAL PERCENTAGE (min. 100 att.)		
UK	Reed Sheppard	.543
UF	Tyrese Samuel	.594
FREE-THROW PERCENTAGE (min. 30 att.)		
UK	Antonio Reeves	.873
UF	Zyon Pullin	.835

NEED TO KNOW

UK leads the SEC with an all-time 1,051-305 record in league play and 49 regular-season titles, including six under John Calipari.

Kentucky has not played a single game at full-strength this season.

Antonio Reeves has scored in double figures in all but one game and has 10 games with 20 or more points. He is connecting on career highs from the field (.502), 3-point range (.431) and the free-throw line (.873). Reeves ranks second in the SEC with 2.63 made 3s per game.

With 62 assists in just 19 games, Tre Mitchell has already set a career-best mark in the category. He's also logging a career-best 2.4 assist-to-turnover ratio.

The Wildcats are set to play four of their next five games inside the friendly confines of Rupp Arena.

Ugonna Onyenso has logged multiple blocks in seven of 10 games played.

SCHEDULE

OCTOBER						
27	16/16	-/	GEORGETOWN COLLEGE ¹	SECN	W, 92-69	
NOVEMBER						
2	16/16	-/	KENTUCKY STATE ¹	SECN+	W, 99-53	
6	16/16	-/	NEW MEXICO STATE	SECN	W, 86-46	
10	16/16	-/	TEXAS A&M-COMMERCE ¹	SECN+	W, 81-61	
14	17/16	1/1	vs. Kansas ²	ESPN	L, 89-84	
17	17/16	-/	STONEHILL ¹	SECN+	W, 101-67	
20	16/16	-/	SAINT JOSEPH'S ¹	SECN	W, 96-88 ^{OT}	
24	16/16	-/	MARSHALL	SECN	W, 118-82	
28	12/12	8/8	MIAMI ³	ESPN	W, 95-73	
DECEMBER						
2	12/12	-/	UNC WILMINGTON	SECN	L, 80-73	
9	16/17	-/	vs. Penn ⁴	ESPN2	W, 81-66	
16	14/15	9/9	vs. North Carolina ⁵	CBS	W, 87-83	
21	9/9	-/	at Louisville	ESPN	W, 95-76	
29	8/10	-/	ILLINOIS STATE	SECN	W, 96-70	
JANUARY						
6	6/6	-/	at Florida*	ESPN	W, 87-85	
9	6/6	-/	MISSOURI*	ESPN	W, 90-77	
13	6/6	-/	at Texas A&M*	ESPN	L, 97-92 ^{OT}	
17	8/10	RV/NR	MISSISSIPPI STATE*	ESPN2	W, 90-77	
20	8/10	-/	GEORGIA*	SECN	W, 105-96	
23	6/6	-/	at South Carolina*	SECN	L, 79-62	
27	6/6	-/	at Arkansas*	ESPN	W, 63-57	
31	10/8	-/	FLORIDA*	ESPN	8 p.m.	
FEBRUARY						
3	10/8	5/5	TENNESSEE*	ESPN	8:30 p.m.	
6	-/	-/	at Vanderbilt*	SECN	8:30 p.m.	
10	-/	-/	GONZAGA	CBS	4 p.m.	
13	-/	-/	OLE MISS*	ESPN	9 p.m.	
17	-/	-/	at Auburn*	ESPN	6 p.m.	
21	-/	-/	at LSU*	ESPN	9 p.m.	
24	-/	-/	ALABAMA	CBS	4 p.m.	
27	-/	-/	at Mississippi State*	ESPN	7 p.m.	
MARCH						
2	-/	-/	ARKANSAS*	CBS	1:30 p.m.	
6	-/	-/	VANDERBILT*	SECN	9 p.m.	
9	-/	-/	at Tennessee*	CBS	4 p.m.	

All times Eastern | *SEC conference game | HOME GAMES IN CAPS

- ¹ Exhibition game
- ² Wildcat Challenge presented by Kentucky Tourism (Rupp Arena | Lexington, Ky.)
- ³ Champions Classic (United Center | Chicago)
- ⁴ ACC/SEC Challenge (Rupp Arena | Lexington, Ky.)
- ⁵ Wells Fargo Center | Philadelphia
- ⁶ CBS Sports Classic (State Farm Arena | Atlanta)

BROADCAST INFO

TELEVISION
 Play-by play: Karl Ravech
 Analyst: Jay Bilas
 Sideline: Marty Smith

UK RADIO
 Play-by play: Tom Leach
 Analyst: Jack Givens



SATELLITE RADIO
 UK Radio on Sirius: - 146 or 191
 and on the SiriusXM App



TV CHART



0 **ROB DILLINGHAM**

Freshman Guard
6-3 | 176
Hickory, N.C.
Overtime Elite



1 **JUSTIN EDWARDS**

Freshman Guard
6-8 | 203
Philadelphia
Imhotep Institute Charter HS



2 **AARON BRADSHAW**

Freshman Forward
7-1 | 226
Rahway, N.J.
Camden HS



3 **ADOU THIERO**

Sophomore Guard
6-8 | 222
Pittsburgh
Quaker Valley HS
(*ah-DO THEE-air-oh*)




4 **TRE MITCHELL**

Graduate Student Forward
6-9 | 231
Pittsburgh
West Virginia Univ.



12 **ANTONIO REEVES**

Senior Guard
6-6 | 195
Chicago
Illinois State Univ.




13 **GRANT DARBYSHIRE**

Sophomore Guard
6-3 | 190
Cincinnati
Sycamore HS



14 **BRENNAN CANADA**

Graduate Student Forward
6-5 | 200
Mount Sterling, Ky.
George Rogers Clark HS



15 **REED SHEPPARD**

Freshman Guard
6-3 | 187
London, Ky.
North Laurel HS



20 **JOEY HART**

Freshman Guard
6-5 | 203
Linton, Ind.
Linton-Stockton HS



21 **D.J. WAGNER**

Freshman Guard
6-4 | 192
Camden, N.J.
Camden HS



22 **WALKER HORN**

Sophomore Guard
6-3 | 190
Austin, Texas
Westlake HS



23 **JORDAN BURKS**

Freshman Forward
6-8 | 202
Decatur, Ala.
Overtime Elite



25 **KAREEM WATKINS**

Senior Guard
5-8 | 175
Camden, N.J.
Kingsway Regional HS



33 **UGONNA ONYENSO**

Sophomore Forward
7-0 | 247
Owerri, Imo State, Nigeria
Putnam Science Acad.
(*ooo-GAH-na ON-yen-so*)



44 **ZVONIMIR IVIŠIĆ**

Freshman Forward
7-2 | 234
Vodice, Croatia
(*ZVON-uh-meer EE-vee-sitch*)



JOHN CALIPARI

Head Coach
15th Season
(*cal-uh-PEAR-ee*)



BRUISER FLINT

Assoc. to the HC
Fourth season at UK
Third season as associate to the head coach



ORLANDO ANTIGUA

Associate Coach
Eighth season at UK
Third season as associate



CHIN COLEMAN

Assistant Coach
Third season at UK
Third season as assistant



CHUCK MARTIN

Assistant Coach
First season at UK
First season as assistant



JOHN WELCH

Assistant Coach
First season at UK
First season as assistant

Alphabetical Roster

NO.	NAME	POS.	HT.	WT.	CL.	HOMETOWN (PREVIOUS SCHOOL)
2	Aaron Bradshaw	F	7-1	226	Fr.	Rahway, N.J. (Camden HS)
23	Jordan Burks	F	6-8	202	Fr.	Decatur, Ala. (Overtime Elite)
14	Brennan Canada	F	6-5	200	Gr.	Mount Sterling, Ky. (George Rogers Clark HS)
13	Grant Darbyshire	G	6-3	190	So.	Cincinnati (Sycamore HS)
0	Rob Dillingham	G	6-3	176	Fr.	Hickory, N.C. (Overtime Elite)
1	Justin Edwards	G	6-8	203	Fr.	Philadelphia (Philadelphia Imhotep Institute HS)
20	Joey Hart	G	6-5	203	Fr.	Linton, Ind. (Linton-Stockton HS)
22	Walker Horn	G	6-3	190	So.	Austin, Texas (Westlake HS)
44	Zvonimir Ivišić	F	7-2	234	Fr.	Vodice, Croatia
4	Tre Mitchell	F	6-9	231	Gr.	Pittsburgh (West Virginia University)
33	Ugonna Onyenso	F	7-0	247	So.	Owerri, Imo State, Nigeria (Putnam Science Acad.)
12	Antonio Reeves	G	6-6	195	Sr.	Chicago (Illinois State University)
15	Reed Sheppard	G	6-3	187	Fr.	London, Ky. (North Laurel HS)
3	Adou Thiero	G	6-8	222	So.	Pittsburgh (Quaker Valley HS)
21	D.J. Wagner	G	6-4	192	Fr.	Camden, N.J. (Camden HS)
25	Kareem Watkins	G	5-8	175	Sr.	Camden, N.J. (Kingsway Regional HS)

On the Bench

Head Coach: John Calipari (Clarion, 1982)
Associate to the Head Coach: James "Bruiser" Flint (St. Joseph's, 1987)
Associate Coach: Orlando Antigua (Pittsburgh, 1995)
Assistant Coaches: Ronald "Chin" Coleman (Lamar, 1997), Chuck Martin (Monmouth, 1993), John Welch (UNLV, 1986)
Assoc. AD/Basketball Operations: Chris Woolard (UCLA, 1997)
Director of Basketball Admin.: Will Barton (Kentucky, 2013)
Assistant to the Head Coach and Director of Player Development: Brett Rybak (Otterbein, 2008)
Strength and Conditioning Coach: Brady Welsh (Eastern Illinois, 2015)
Head Athletic Trainer: Geoffrey Staton (North Carolina, 2007)
Equipment Manager: Mark Evans (Kentucky, 2013)




POLLS, STATS, MEDIA INFO

Weekly Media Schedule

all times ET unless indicated otherwise

31 Wed. vs. Florida 8 p.m. ESPN	1 Thu. Practice 3 p.m. No media availability	2 Fri. Practice 3 p.m. UK players media availability TBD	3 Sat. vs. Tennessee 8:30 p.m. ESPN	4 Sun. Player off day No media availability	5 Mon. Practice 3 p.m. UK assistant coach availability TBD Depart for Nashville	6 Tue. at Vanderbilt 8:30 p.m. SEC Network
--	---	---	--	--	---	---

Communications & PR Staff

 **Deb Moore**
 Senior Associate Director
 Cell - 859.559.5781
 Email - deb.moore@uky.edu

 **Greg Welsh**
 Assistant Director
 Cell - 215.990.0199
 Email - gregory.welsh@uky.edu

Media Information

CREDENTIAL REQUESTS

Requests for single-game credentials will open 14 days prior to the deadline date and close five days prior to game day online at sportssystem.com/Kentucky.

CREDENTIAL CRITERIA

The University of Kentucky's decision to issue credentials to a media outlet for the purposes of covering a UK basketball home or away event is determined by a variety of factors. They include the following:

- Priority is given to outlets based on circulation size/ household reach/unique site visitors
- Additional consideration is based on amount of original content generated, number of full-time employees of the outlet, length of existence of the outlet and the journalist experience of the reporter(s)
- Attendance at Kentucky media sessions, including Olympic sport opportunities and the intention/ability to cover all 22 sports at Kentucky both at home and on the road, also is considered
- Professionalism, which includes is not limited to conduct at games, press conferences, practices, on social media, etc.

Being granted credentials at another institution/event does not equate to meeting the criteria for the University of Kentucky. Being granted credentials for one UK event does not guarantee approval for other UK events. The University of Kentucky has the right to deny or revoke credentials under its own discretion. Credentialing also is dependent on space availability.

INTERVIEW POLICIES-GENERAL

All interviews with University of Kentucky basketball players or staff members must be arranged through the Communications and Public Relations office. Media should never contact a player or coach directly.

The Wildcat Coal Lodge, dormitories, team locker rooms and other team quarters are private team areas. Media members are not permitted in these areas unless accompanied by appropriate university personnel.

PRACTICE/PRESS CONFERENCES

Other than announced exceptions, UK basketball practices are closed to the media.

Player interviews are conducted pregame weekly and will be available to all UK media. UK will accept requests for player interviews, but they must be submitted 24 hours prior to the scheduled availability.

Coach John Calipari will meet with members of the media at least once a week in the Memorial Coliseum Media Room.

Game-day shoot-arounds are closed to the media.

TELEPHONE PLAYER INTERVIEWS

Telephone interviews are available to the media on a call-back basis. Individual player and coach telephone numbers will not be given to members of the media.

Players are instructed not to conduct interviews when contacted directly by telephone. The Communications and Public Relations office will arrange for telephone interviews at a time most convenient for the student-athlete.

Other special requests are handled on a case-by-case basis.

POSTGAME INTERVIEWS

Following each game, there is a cooling-off period, during which time the players shower and dress. Approximately 10 minutes after the game ends, Coach Calipari conducts his postgame press conference while a player speaks to the UK Sports Network.

Following Coach Calipari's press conference in the Rupp Arena interview room and the cooling-off period, selected UK players are available in the interview room.

The Polls

Associated Press Top 25 Jan. 29

1. UConn (48)
2. Purdue (14)
3. North Carolina
4. Houston (1)
5. Tennessee
6. Wisconsin
7. Duke
8. Kansas
9. Marquette
10. **Kentucky**
11. Arizona
12. Iowa State
13. Creighton
14. Illinois
15. Texas Tech
16. Auburn
17. Utah State
18. Baylor
19. New Mexico
20. Florida Atlantic
21. Dayton
22. BYU
23. Oklahoma
24. Alabama
25. TCU

Receiving Votes: South Carolina, San Diego State, Memphis, Northwestern, Ole Miss, Texas, Colorado State, Saint Mary's, Indiana State, Boise State, Gonzaga, Richmond, Virginia, McNeese State, Appalachian State

USA Today Coaches Poll Jan. 29

1. UConn (23)
2. Purdue (8)
3. North Carolina
4. Houston
5. Tennessee
6. Wisconsin
7. Duke
8. **Kentucky**
9. Kansas
10. Marquette
11. Iowa State
12. Arizona
13. Creighton
14. Illinois
15. Texas Tech
16. Auburn
17. Utah State
18. Baylor
19. Dayton
20. New Mexico
21. BYU
22. Alabama
23. Florida Atlantic
24. Oklahoma
25. TCU

Receiving Votes: San Diego State, Ole Miss, South Carolina, Gonzaga, Memphis, Northwestern, Colorado State, Indiana State, Texas, Grand Canyon, Saint Mary's, McNeese State, Appalachian State, Virginia, Seton Hall, Cornell, Princeton

SEC Standings

Team	SEC Record	Overall Record
Alabama	6-1	14-6 (.700)
Tennessee	5-1	15-4 (.790)
Auburn	5-2	16-4 (.800)
Kentucky	5-2	15-4 (.790)
South Carolina	5-2	17-3 (.850)
Florida	4-3	14-6 (.700)
Georgia	4-3	14-6 (.700)
Ole Miss	4-3	17-3 (.850)
LSU	3-4	11-9 (.550)
Mississippi State	3-4	14-6 (.700)
Texas A&M	3-4	12-8 (.600)
Arkansas	1-6	10-10 (.500)
Missouri	0-7	8-12 (.400)
Vanderbilt	0-6	5-14 (.263)

*as of Jan. 27

UK in the Rankings

Team Rankings

Category	Stat	SEC (NCAA)
Scoring	88.5	2nd [4th]
Scoring Defense	76.3	12th [288th]
Scoring Margin	+12.3	4th [32nd]
Free-Throw %	.749	6th [60th]
Field-Goal %	.491	1st [16th]
Field-Goal % Def.	.420	8th [98th]
3-Point FG %	.402	1st [2nd]
3-Point FG % Def.	.316	7th [93rd]
Rebounds Per Game	38.05	7th [87th]
Opponent Rebs. Per Game	37.05	11th [113rd]
Rebounding Margin	+1.0	8th [183rd]
Blocks Per Game	5.7	4th [9th]
Assists Per Game	18.0	1st [13th]
Steals Per Game	8.1	6th [64th]
Turnover Margin	+2.9	2nd [42nd]
Assist-to-TO Ratio	+1.82	1st [5th]
Off. Rebs. Per Game	9.68	12th [247th]
Def. Rebs. Per Game	28.37	2nd [24th]
Def. Rebound %	.714	8th
Off. Rebound %	.274	10th
3-Point FG Per Game	9.9	2nd [18th]

Individual Rankings

Category/Player	Stat	SEC (NCAA)
Assist-to-TO Ratio/Sheppard	2.75	4th [43rd]
Assist-to-TO Ratio/Wagner	2.39	6th [76th]
Assist-to-TO Ratio/Mitchell	2.38	7th [81st]
Assist-to-TO Ratio/Dillingham	2.03	12th [139th]
Assists Per Game/Sheppard	4.1	4th [138th]
Assists Per Game/Dillingham	3.8	8th [165th]
Assists Per Game/Wagner	3.7	11th [183rd]
Assists Per Game/Mitchell	3.3	15th [286th]
Blocks Per Game/Mitchell	1.26	9th [148th]
Double-Double/Mitchell	4	5th [122nd]
Double-Double/Bradshaw	1	19th [432nd]
Double-Double/Sheppard	1	19th [432nd]
Double-Doubles/Thiero	1	19th [432nd]
Double-Doubles/Wagner	1	19th [432nd]
Field-Goal %/Reeves	.502	7th [122nd]
Field-Goal %/Dillingham	.473	10th [121th]
Free-Throw %/Reeves	.873	1st [47th]
Minutes Per Game/Mitchell	33:57	1st [116th]
Points Per Game/Reeves	19.5	4th [38th]
Def. Rebs. Per Game/Mitchell	5.89	2nd [74th]
Rebounds Per Game/Mitchell	7.7	5th [119th]
Steals Per Game/Sheppard	2.47	1st [10th]
Steals Per Game/Dillingham	1.33	18th [341st]
3-Point %/Reeves	.431	1st [18th]
3-Pointers Per Game/Reeves	2.63	2nd [74th]
3-Pointers Per Game/Sheppard	2.21	8th [178th]

*as of Jan. 28

Upcoming in the SEC

Jan. 31-Feb. 7

Contest	Time	TV Network
Wednesday, Jan. 31		
Alabama at Georgia	6:30 p.m.	SEC Network
Florida at Kentucky	8 p.m.	ESPN
Arkansas at Missouri	8:30 p.m.	SEC Network
Vanderbilt at Auburn	9 p.m.	ESPN2
Saturday, Feb. 3		
Arkansas at LSU	Noon	ESPN/2
South Carolina at Georgia	1 p.m.	SEC Network
Missouri at Vanderbilt	3:30 p.m.	SEC Network
Florida at Texas A&M	4 p.m.	ESPN2
Auburn at Ole Miss	6 p.m.	SEC Network
Tennessee at Kentucky	8:30 p.m.	ESPN
Mississippi State at Alabama	8:30 p.m.	SEC Network
Tuesday, Feb. 6		
Ole Miss at South Carolina	6:30 p.m.	SEC Network
Kentucky at Vanderbilt	8:30 p.m.	SEC Network
Wednesday, Feb. 7		
LSU at Tennessee	7 p.m.	SEC Network
Alabama at Auburn	7 p.m.	ESPN2
Texas A&M at Missouri	9 p.m.	ESPN2
Georgia at Mississippi State	9 p.m.	SEC Network



NOTES

Honoring the Cats

Aaron Bradshaw

- SEC Freshman of the Week (Jan. 8)

Antonio Reeves

- Jerry West Award Top 10
- Dick Vitale National Player of the Week (Jan. 22)
- Bluegrass Sports Commission MVP of Kentucky-Louisville Game (Dec. 21)

Reed Sheppard

- SEC Freshman of the Week (Dec. 26)
- SEC Freshman of the Week (Dec. 4)

D.J. Wagner

- SEC Freshman of the Week (Jan. 22)
- SEC Freshman of the Week (Dec. 18)
- SEC Freshman of the Week (Nov. 27)

Clutch Free Throws

Free throws during a two-possession game (six points or less) at any point with 3:00 or less to play or overtime:

Player	FTs	Pct.
Justin Edwards	2-2	1.000
Reed Sheppard	14-16	.875
D.J. Wagner	5-6	.833
Aaron Bradshaw	4-7	.571
Tre Mitchell	5-9	.556
Rob Dillingham	2-4	.500
Ugonna Onyenso	2-4	.500
Adou Thiero	0-2	.000
Kentucky	34-49	.694

All-Time Winningest Schools

SCHOOL	WINS
1. Kentucky	2,390
2. Kansas	2,386
3. North Carolina	2,360
4. Duke	2,288
5. UCLA	1,996
6. Syracuse	1,987
7. Temple	1,985
8. Notre Dame	1,957
9. St. John's	1,935
10. Indiana	1,924

*As of Jan. 27, 2024

Last Time Out: Arkansas Recap

Antonio Reeves really enjoys playing in Arkansas' Bud Walton Arena. Reeves proved that fact again on Saturday night by scoring 24 points as No. 6 Kentucky topped Arkansas 63-57.

Last season, Reeves scored 37 points in the same building as the Cats beat the Hogs. On Saturday, Reeves overcame early struggles (he made just one of his first five shots) to make nine of 20 from the floor, including 4 of 8 from behind the arc, on his way to those 24 points. It was the 10th time this season that Reeves has scored at least 20 points in a game.

Kentucky (15-4, 5-2 Southeastern Conference) got 14 points, all in the second half, from freshman Reed Sheppard. The freshman from London, Kentucky, added five assists, four rebounds, four steals and a blocked shot. Tre Mitchell had a double-double with 10 points and 11 rebounds.

The Cats were able to score 12 points off of 13 Arkansas turnovers, which was one of the big differences in the game. The Hogs scored just five points off of UK's nine turnovers.

Kentucky missed its first five shots of the game, but Arkansas only led 3-0 early. The Cats got on the board with a Mitchell three, tying the game. Arkansas would score the next six points before UK got a free throw from Reeves to make it 9-4 with 13:09 to play in the first half.

The Cats would make only one of their first 17 shots and the Hogs took a 14-4 lead before Reeves got a shot to go, cutting the deficit to 14-6.

Kentucky would go 3-21 from the floor before getting consecutive baskets from Reeves and D.J. Wagner to cut the deficit to 18-12 with 6:27 left in the half.

The Cats would trail 20-12 before going on an 8-1 run to get within one, 21-20. After an Arkansas basket, UK got within one again on an Ugonna Onyenso tip-in. However, Arkansas would lead 26-24 at the half. The 24 points marked the fewest points in a half for Kentucky so far this season.

Arkansas scored the first two points of the second half before Reeves got a basket and free throw to cut the deficit to one, 28-27. Kentucky would tie the game at 28-28 on an Adou Thiero free throw with 17:29 remaining. Arkansas would get a three from Khalif Battle but the Cats answered with a three from Sheppard to tie the game at 31-31.

The Razorbacks would answer with six consecutive points to lead 37-31. UK then got a three from Reeves and a layup from Sheppard to cut it to one, 37-36. Then, Sheppard stole a pass and raced down the floor for a two-hand slam to give Kentucky its first lead of the game, 38-37, with 12:54 to play.

The lead lasted just 15 seconds as Arkansas scored on its next possession to lead 39-38. The lead would change hands on the next three possessions, capped by a Sheppard layup that gave the Cats a 42-41 lead. UK would extend the lead to 44-41 on a Reeves steal and dunk with 8:32 to play.

Arkansas cut the UK lead to 44-43 before Mitchell drilled a three from the top of the key to give the Cats a 47-43 advantage with 7:24 to play. Arkansas got within one on a Battle three but Reeves drilled a three from the left wing to give the Cats a 50-46 advantage with 5:22 remaining.

After a pair of Arkansas free throws, Mitchell hit a left corner three to give UK a 53-48 lead. Arkansas would score the next four to get within a point before Reeves made another three, extending the lead to 56-52 with 2:40 to go. Kentucky extended the lead to 58-52 when Onyenso stole the ball, got it to Sheppard who threw it downcourt to Wagner for a layup. And when Sheppard hit a three one possession later, the Cats led by nine, 61-52, with 1:27 to play. From there, the Cats held on for the victory.

Antonio Th-REEVES: All-America Candidate

Senior Antonio Reeves is firmly cemented in the race to become an All-American. He is among the final 10 candidates for the Jerry West Award, honoring the nation's best shooting guard.

He is UK's leading scorer at 19.5 points per game. Reeves is tallying marks of 50.2% from the field, 43.1% from 3-point range and 87.3% from the charity stripe -- all career bests.

He tallied 30 points in a win at Louisville and followed that performance with 27 against Illinois State. He was just the fourth UK player to ever score 30 or more in the series vs. Louisville. With the 30-point effort at Louisville, Reeves joined Oscar Tshiebwe (4), Malik Monk (4) and Jamal Murray (3) as the only players in the UK-Calipari era to have multiple games with 30 or more points.

Reeves has topped double-figure scoring in all but one game this season and eclipsed the 20-point plateau in 10 games. He is just the second UK player under John Calipari to have 20 career 20-or-more scoring efforts in his career, joining 2022 National

Player of the Year, Tshiebwe, in that category. Seven of his 20 career 20-plus point scoring efforts have come on the road.

Against Georgia, he eclipsed 2,000 career points combining his time at Illinois State and at Kentucky. As a Wildcat, he's just 142 points shy of reaching the 1,000-point plateau.

He's also moving up the charts in UK's record books from long range:

Kentucky Career Leaders in 3-Point Field Goals

1. Tony Delk (283 in 133 games, 2.13 per game)
2. Keith Bogans (254 in 135 games, 1.88 per game)
-
18. Doron Lamb (144 in 78 games, 1.85 per game)
19. Rex Chapman (134 in 61 games, 2.20 per game)
20. Antonio Reeves (130 in 53 games, 2.45 per game)

John Calipari Captures Win No. 400 as UK's Head Coach

Kentucky head coach John Calipari claimed his 400th win as UK's head coach on Jan. 17, 2024 in a 90-77 victory over Mississippi State. His record now stands at 402-117.

• With that win, Calipari became the third-fastest active head coach to 400 wins at a single program, trailing only Bill Self (Kansas - 484 games) and Mark Few (Gonzaga - 499 games). Calipari needed just 516 games to reach the 400-win plateau, and in Division I history he reached that milestone in the eighth-fewest games. Adolph Rupp in just 477 games was the fastest to achieve the feat.

• Among active head coaches, Calipari leads:

1. With 110 victories at the Associated Press No. 1 team
2. Six wins against AP No. 1 ranked teams
3. Most NCAA Tournament wins (57)
4. Most Sweet 16 appearances (15)
5. Most 20-win seasons (27)
6. Most 30-win seasons (10)
7. Most wins in overtime (33-18 record)

Running, Gunning and Sharing ... Oh, My!

To say that Kentucky is clicking offensively would be an understatement.

- UK has scored at least 81 points in all but three games this season.
- This is the first UK team to score at least 81 points in 16 of its first 17 games of a season in program history.
- UK is averaging 88.5 points per game for the season. That ranks fourth in the country.
- Kentucky scored a Calipari-era record 118 points against Marshall.
- The Wildcats also put up a Rupp Arena-record 69 points in the opening half against the Thundering Herd.
- Kentucky's 95 points at Louisville are the most the Cardinals have ever surrendered at home at the KFC Yum! Center.
- The Wildcats' 90 points against Missouri were the most in an SEC game since scoring 90 in a 90-81 win over Alabama on Feb. 19, 2022.
- Kentucky scored 90 or more in four straight SEC games (Missouri, at Texas A&M, Mississippi State and Georgia) for the first time since scoring 107 at Vanderbilt (Jan. 4, 1994), 90 at Georgia (Jan. 8, 1994), 96 vs. Ole Miss (Jan. 12, 1994) and 93 vs. Tennessee (Jan. 15, 1994).
- The Wildcats scored 90 points against Mississippi State at home. It was the most the Bulldogs (a top-10 KenPom defense) has surrendered to date this season.
- They're playing at a fast pace, averaging just 15.4 seconds per possession which ranks 19th in the country.
- UK is logging 15.68 fast-break points per game. That mark is the 14th best in the nation.
- Kentucky made at least 12 3-pointers in four straight games (Kansas, Stonehill, Saint Joseph's, Marshall) for the first time since December of 1989. UK has made at least eight in all but five games this season.
- The Wildcats are averaging 9.9 made 3s per game. That is the 18th-best nationally.
- It's 3-point percentage (.402) ranks second in the country.
- UK has five players averaging double-figure points.
- Five Wildcats have multiple 20-point scoring efforts.
- The Wildcats rank fifth in the country with a 1.82 assist-to-turnover ratio.
- Kentucky is dishing out 18.0 assists per game, ranking 13th in the country in that category. Four players have 62 or more assists (3.3 per game) thus far.



NOTES

2023-24 Lead-Deficit Comparison

Opponent	Biggest Lead	Biggest Deficit	Biggest Run	Changes	Ties	Led	Trailed	Result
NEW MEXICO ST.	40 (2nd)	4 (1st)	17-0	2	0	36:41	3:01	W, 86-46
A&M-COMMERCE	22 (2nd)	13 (1st)	9-0	1	0	27:41	11:20	W, 81-61
vs. Kansas	14 (2nd)	9 (1st)	8-0	10	8	18:58	15:29	L, 89-84
STONEHILL	37 (2nd)	6 (1st)	14-0	3	1	35:46	3:45	W, 101-67
SAINT JOSEPH'S	9 (2nd)	5 (1st)	8-0	3	8	33:05	7:23	W, 96-88 ^{OT}
MARSHALL	41 (2nd)	2 (1st)	10-0	2	0	38:07	1:18	W, 118-82
MIAMI	29 (2nd)	6 (1st)	10-0	3	3	28:37	9:54	W, 95-73
UNC WILMINGTON	6 (2nd)	14 (1st)	9-0	4	2	4:27	34:30	L, 80-73
vs. Penn	17 (2nd)	-	10-0	-	2	37:41	0:00	W, 81-66
vs. North Carolina	12 (2nd)	1 (2nd)	8-0	2	3	37:13	0:16	W, 87-83
at Louisville	26 (2nd)	5 (1st)	12-0	7	4	33:14	4:31	W, 95-76
ILLINOIS STATE	28 (2nd)	4 (1st)	9-0	5	2	33:52	4:36	W, 96-70
at Florida	5 (2nd)	11 (1st)	7-0	4	7	5:25	28:35	W, 87-85
MISSOURI	15 (2nd)	2 (1st)	7-0	4	2	37:37	0:57	W, 90-77
at Texas A&M	7 (2nd)	11 (1st)	7-0	8	11	11:59	27:33	L, 97-92 ^{OT}
MISSISSIPPI STATE	20 (1st)	3 (1st)	13-0	2	1	37:37	1:06	W, 90-77
GEORGIA	28 (2nd)	3 (1st)	11-0	3	2	34:11	4:59	W, 105-96
at South Carolina	5 (1st)	20 (2nd)	6-0	5	2	7:09	29:25	L, 79-62
at Arkansas	10 (2nd)	10 (1st)	8-0	5	3	11:00	25:28	W, 63-57
FLORIDA	-	-	-	-	-	-	-	-
TENNESSEE	-	-	-	-	-	-	-	-
at Vanderbilt	-	-	-	-	-	-	-	-
GONZAGA	-	-	-	-	-	-	-	-
OLE MISS	-	-	-	-	-	-	-	-
at Auburn	-	-	-	-	-	-	-	-
at LSU	-	-	-	-	-	-	-	-
ALABAMA	-	-	-	-	-	-	-	-
at Mississippi State	-	-	-	-	-	-	-	-
ARKANSAS	-	-	-	-	-	-	-	-
VANDERBILT	-	-	-	-	-	-	-	-
at Tennessee	-	-	-	-	-	-	-	-
BIGGEST/MOST	41	20	17-0	10	11	38:07	34:30	
TOTALS						509:20	214:06	

- Per KenPom, UK's offensive efficiency ranks ninth.
- Per KenPom, UK's effective field-goal percentage ranks eighth and its turnover percentage is third in the nation.
- Per KenPom, Reed Sheppard's true shooting-percentage is third in the nation, his effective field-goal percentage is third, while his 3-point percentage is first. His offensive rating is 15th, Tre Mitchell's is 78th and Antonio Reeves is 138th.

Associated Press Poll All-Time Leader

Not only is Kentucky the nation's all-time wins leader and the team with the best all-time winning percentage, it has been ranked in the Associated Press more than any other program.

Kentucky has been ranked in the AP poll during 962 weeks in the poll's 75-year history. North Carolina (949), Duke (885), Kansas (852) and UCLA (737) round out the top five.

The Wildcats were ranked No. 1 for the first time in the second month of the poll in Feb. 1949. UK has played a total of 252 games as the nation's top-ranked team, including 77 under current coach John Calipari.

Cats Yet to be at Full Strength

Nineteen games into the 2023-24 season, the Wildcats have yet to be at full strength. Between offseason injuries to Aaron Bradshaw and Ugonna Onyenso, eight games missed by Adou Thiero and Zvonimir Ivišić not being available until Jan. 20, this team has yet to have every piece available.

Aaron Bradshaw: Missed the team's first seven games recovering from offseason foot surgery. He returned to action Dec. 2 vs. UNC Wilmington

Rob Dillingham: Missed the game at Arkansas with an illness
Zvonimir Ivišić: Missed the team's first 16 games of the season and was cleared to play for the Georgia game on Jan. 20

Ugonna Onyenso: Missed the team's first nine games recovering from offseason foot surgery. He returned to action Dec. 16 vs. North Carolina

Adou Thiero: Has missed eight total games this season, including seven in row beginning with the Dec. 29 game vs. Illinois State

D.J. Wagner: UK's everyday starter at point guard, he missed UK's game against UNC Wilmington with an ankle injury he suffered late in the first half against Miami

Shai Gilgeous-Alexander Tabbed 2024 NBA All-Star Starter

Shai Gilgeous-Alexander, who starred for Kentucky men's basketball in the 2017-18 season, was selected as an NBA All-Star starter for the first time, as announced on TNT, on Jan. 25. The Oklahoma City Thunder guard was chosen by virtue of a combined vote from fans, players and media.

The selection marks the second career All-Star nod for Gilgeous-Alexander, who is the fifth player under John Calipari to be picked as an NBA All-Star game starter joining Anthony Davis (four-time), Derrick Rose (from Memphis, two-time), John Wall and DeMarcus Cousins.

He averaged 14.4 points per game and 5.1 assists for the Wildcats during the 2017-18 season. Gilgeous-Alexander helped the Wildcats to an SEC Tournament crown and was MVP. Additionally, he was an All-SEC Second Team and All-SEC Freshman Team honoree. In post-season action, Gilgeous-Alexander averaged 20.7 points, 6.3 assists, 5.7 rebounds and 2.0 steals per game in the SEC and NCAA Tournaments combined. He was then drafted 11th overall by the Hornets before his draft rights were traded to the Clippers.

Kentucky has enjoyed unprecedented success at putting players in the NBA under Calipari. In the 14-plus seasons of the Calipari era, 47 players have been selected in the NBA Draft, more than any other school. Included in the recent run are 35 first-round picks, three No. 1 overall selections (Anthony Davis, Karl-Anthony Towns and John Wall) and 23 lottery selections. A staggering 26 players from Kentucky were on 2023-24 NBA opening-day rosters (including two-way and inactive lists), the most of any school.

Calipari's players are not only reaching the next level, but they are also succeeding when they do. Since 2010, nine Calipari-coached players have garnered 33 All-Star selections with the latest picks. Derrick Rose (from Memphis) was named league MVP in 2011. Nine of his players have been tabbed All-NBA (Devin Booker, DeMarcus Cousins, De'Aaron Fox, Gilgeous-Alexander, Julius Randle, Rose, John Wall, Anthony Davis, and Karl-Anthony Towns), three have been named NBA Rookie of the Year (Rose, Tyreke Evans and Towns), Randle was tabbed the NBA's Most Improved Player in 2021, Tyler Herro won NBA Sixth Man of the Year in 2022 and 15 players from Calipari's first 12 teams at Kentucky have made the



NOTES

NBA All-Rookie teams.

Among all active collegiate coaches, Calipari has more total players (nine) and more total All-Star selections (33) than any other coach.

S-E-C! S-E-C! S-E-C!

Kentucky is the Southeastern Conference's gold standard. Since the SEC's inception in 1932-33, the Wildcats are the most dominant team in the league, recording a 1,051-305 mark (77.5%) in regular-season conference play. Only Alabama has won more than 800 regular-season SEC games and no other team owns a better winning percentage.

- UK has averaged 11.6 wins and only 3.4 losses per season in 90 seasons in the SEC
- Kentucky has won 49 SEC regular-season titles and 31 SEC Tournament championships
- Kentucky is 12-3 in the opening game of the SEC season under John Calipari and 14-1 in the first home league opener. UK is 70-20 all-time in SEC openers
- The Wildcats have won 16 of the last 30 SEC Tournaments (the 2020 one was not played because of the COVID-19 pandemic)
- UK has captured at least a share of six of the last 14 SEC regular-season championships under John Calipari
- Kentucky has played in the championship game of the SEC Tournament in eight of Calipari's 13 tours, winning six times (2020 tournament not played because of COVID)
- UK won its 1,000th game in SEC regular-season action vs. Alabama on Jan. 11, 2020. Kansas has won 1,000 conference games when combining its records in the Big 6, Big 7, Big 8 and Big 12, but no other team in the country had won 1,000 or more regular-season league games in one conference alone
- Eight teams made the 2023 NCAA Tournament field
- The SEC has had 43 NCAA Tournament selections over the last six tournaments
- The SEC went 9-8 in NCAA Tournament games in 2023. SEC teams were 87-57 (60.4%) in the NCAA tourney since 2012
- The league has advanced at least one team to the Elite Eight in 10 of the last 13 tournaments and nine different SEC teams have advanced to the Sweet Sixteen in the last six NCAA Tournaments
- As of the Jan. 29 Associated Press Top 25, the SEC has four teams ranked in the top 25 with two more receiving votes

Playing the New Role of Underdog

Led by 15th-year head coach John Calipari, Kentucky was picked fourth in the Southeastern Conference Preseason Poll, behind Tennessee, Texas A&M and Arkansas. Freshman Justin Edwards was named to the preseason All-SEC First Team, while senior Antonio Reeves garnered preseason All-SEC Second Team laurels by the media. The coaches voted Reeves to the first team and Edwards to the early-season second team.

- UK has won the regular-season title 49 times in the history of the program
- Kentucky has captured the SEC Tournament crown 31 times
- Calipari has directed his teams to regular-season SEC crowns in 2010, 2012, 2015, 2016, 2017 and 2020
- Kentucky has claimed the SEC Tournament title six times under his direction in 2010, 2011, 2015, 2016, 2017 and 2018

Calipari Leading the Way in SEC Play

John Calipari leads the way among all current SEC head coaches in 2023-24 in career wins, league victories and titles. He is also ascending the all-time charts in league history:

- With 402 victories as UK's head coach, he's one of only four coaches to amass 400 or more

wins at an SEC program. Adolph Rupp (875), Billy Donovan (467) and Dale Brown (448) are the others

- Calipari is fifth all-time in SEC regular-season wins with 190. Rupp (397) has the most. C.M. Newton is fourth with 195. Donovan (200) and Brown (238) are the others ahead of Calipari
- Calipari is 24-7 in the SEC Tournament. His 24 victories are tied with Tubby Smith for the third-most in tournament history. Only Donovan (27) and Wimp Sanderson (25) have more
- Calipari has won six SEC Tournament titles. Only Alabama (8) has more in program history than Calipari has won in total
- From his time at UMass, Calipari ranks ninth in total wins (193) and eighth in wins in Atlantic 10 regular-season play (91). In his time at Memphis, Calipari accumulated the second-most total victories (252) and the most regular-season wins (133) in Conference USA history

Cats Give Back

As part of the University of Kentucky's commitment to the people of the Commonwealth and Big Blue Nation around the globe, the Wildcats continue to give back to those in need.

- Dating back to his time at Memphis, John Calipari has worked with local businesses to partner and help families (usually around 10-12 families) in need for the holidays. Families are identified by local leaders and are uplifted with gifts, gift cards, food for the holidays and even rent checks. UK players helped host a reception with a holiday meal and Christmas carols sung on Dec. 17 to continue Calipari's tradition
- Kentucky spent Thanksgiving serving lunch to people in need alongside the Salvation Army
- The Wildcats spent time at Philadelphia's Philabundance packing boxes of food prior to their game vs. Penn
- All ticket revenue from the Cats' annual Blue-White Game, went to Team Kentucky benefiting people in the state of Kentucky who have been impacted by devastating flooding and tornadoes during the past two years.
- Kentucky's men's and women's basketball team partnered with the Mamba and Mambacita Foundation to host a youth skills academy for underprivileged local boys and girls for the second straight season

The Winner is ... Kentucky!

The Wildcats garnered their sixth Southeastern Conference weekly award on Jan. 22 when D.J. Wagner was tabbed the league's top-performing freshman for the third time this season. Wagner averaged 12.5 points and 6.0 assists per game as UK earned victories over both Mississippi State and Georgia to improve to 14-3 overall and 4-1 in the SEC. The Camden, New Jersey, native posted his first-career double-double in the win over Georgia, tallying 18 points and a career-high 10 assists while going 8 of 12 from the field.

Kentucky has dominated the weekly SEC awards with John Calipari at the helm. UK has won more weekly SEC honors (131) than any other school during the Calipari era, including 100 SEC Freshman of the Week awards and 31 SEC Player of the Week honors.

Additional honors this season:

- Bradshaw was the Freshman of the Week on Jan. 8 after scoring 10 points in the final 9:05 of UK's 87-85 win over Florida.
- Sheppard was the Freshman of the Week on Dec. 4 after he averaged 23.0 points, 7.0 rebounds and 5.0 assists per game against No. 8 Miami and UNC Wilmington. He won for a second time on Dec. 26 after registering his first double-double with 11 points and 11 assists in the road victory at Louisville
- D.J. Wagner was the Freshman of the Week on Nov. 27 after averaging 25.0 points and 5.5 assists per game in an overtime win over Saint Joseph's and a record-breaking victory over Marshall. He earned the honor again on Dec. 18 after producing 14 points, a season-high six

Measurables



Rob Dillingham

Wing Span

Lane Agility

Standing Vert.

Max Vert.

3/4 Court Sprint

1. Ugonna Onyenso - 7'4"	1. Reed Sheppard - 10.40	T1. Joey Hart - 33.0"	1. Jordan Burks - 40.5"	1. D.J. Wagner - 3.161
2. Aaron Bradshaw - 7'1"	2. D.J. Wagner - 10.50	T1. Kareem Watkins - 33.0"	2. Rob Dillingham - 40.0"	2. Antonio Reeves - 3.201
3. Jordan Burks - 7'0"	3. Rob Dillingham - 10.54	3. Rob Dillingham - 32.0"	T3. Joey Hart - 39.0"	3. Adou Thiero - 3.221
T4. Tre Mitchell - 6'11"	4. Brennan Canada - 10.95	4. Adou Thiero - 31.0"	T3. Kareem Watkins - 39.0"	4. Rob Dillingham - 3.225
T4. Adou Thiero - 6'11"	5. Antonio Reeves - 11.07	5. Jordan Burks - 30.5"	T5. Reed Sheppard - 38.5"	5. Reed Sheppard - 3.288
			T5. Adou Thiero - 38.5"	

*Zvonimir Ivišić was not measured

Quick Facts

GENERAL INFORMATION

Location: Lexington, Ky.
Enrollment: 32,710
Founded: 1865
Colors: Blue and White
Nickname: Wildcats
Conference: Southeastern Conference
All-Time Record: 2,390-752-1 (76.1%)
Arena: Rupp Arena (20,500)
Rupp Arena Record: 657-81 (89.0%) - 48th season
NCAA Championships: 8 (1948, '49, '51, '58, '78, '96, '98, 2012)
NCAA Runners-Up: 4 (1966, '75, '97, 2014)
NCAA Tournament Record: 129-53 (70.9%)
Last NCAAT Appearance: 2022, First Round
President: Dr. Eli Capilouto (Alabama, 1971)
Athletics Director: Mitch Barnhart (Ottawa, 1981)
MBB Administrators: Marc Hill (Iowa Wesleyan, 1993), Ray Oliver (Kansas, 1985)
Head Coach: John Calipari (Clarion, 1982)
Calipari On-Court Record: 847-257 (76.7%)
Calipari UK Record: 402-117 (77.5%)
Athletics Phone Number: 859.257.8000
Starters Returning/Lost: 0/5
Players Returning/Lost: 7/8



NOTES

rebounds and five assists in a game-high 35 minutes in the upset of No. 9 North Carolina

Cats Historically Don't Count on the 3 ... But are Firing Away (and making!) in 2023-24

Kentucky has never been reliant on the 3 under John Calipari, but this 2023-24 team is bucking the trend. Through 19 games, Kentucky is averaging 33.5% of its points from distance and a whopping 37.7% of its field-goal attempts are from 3-point range. The percentage of attempts is the highest in the Calipari era, while the percentage of makes is also one of the highest.

Against Stonehill, UK drained a Calipari-era record 17 3-pointers. That mark is also the most since making 20 against LSU in 1995. The Cats didn't just make their shots, however, they did it at a 53.1% clip.

Kentucky drained at least 12 3-pointers in four straight games from Nov. 14-24. That was the longest streak of at least 12 makes since December of 1989. UK has made at least eight in all but five games thus far this season.

The highest percentage of 3-point shots taken under Calipari was the 2010-11 Final Four team that lofted 32.4% of its shots from beyond the arc. That team is also Calipari's top 3-point shooting team at Kentucky. The most attempts per game in the Calipari era was the 2016-17 squad that took 19.89 3-point shots per game. This squad is currently taking 24.6 attempts per game. UK is averaging 9.9 made 3-pointers this season. Only two teams in UK's storied history have averaged 10 or more made 3-pointers for the year: 1992-93 (10.0 per game) and 1989-90 (10.1 per game).

Not relying on the three certainly hasn't hurt the Wildcats. UK is 10-3 all-time under Calipari when making one or fewer from long range.

Year	% of Attempts from 3	3-Point FG%
2009-10:	.304	.363
2010-11:	.324	.397
2011-12:	.265	.378
2012-13:	.293	.346
2013-14:	.276	.332 (lowest)
2014-15:	.271 (lowest)	.349
2015-16:	.310	.366
2016-17:	.316	.353
2017-18:	.258	.357
2018-19:	.296	.354
2019-20:	.266	.343
2020-21:	.322	.336
2021-22:	.279	.347
2022-23:	.300	.347
2023-24:	.377 (highest)	.402 (highest)

Freshmen Phenoms

Kentucky's latest No. 1-ranked recruiting class has been another collection of the best talent the country has to offer -- and they've lived up to the hype in big ways.

- **Aaron Bradshaw** quickly made his presence felt. In UK's win over Penn in just his second-career game. Bradshaw registered game highs in points (17) and rebounds (11) to go along with three blocked shots and a steal. It marked just the second double-double of the season for the Wildcats. He is just the third player in the John Calipari era to come off the bench and record at least 17 points, 11 boards and three blocks in a game. Only Oscar Tshiebwe (vs. Michigan State on Dec. 9, 2023) and Willie Cauley-Stein (vs. Ole Miss on Feb. 4, 2014) had done it. Bradshaw then came up clutch in the road with at Florida with all 10 of his points scored over the final 10 minutes of action, including a go-ahead 3-pointer with just under 90 seconds to play.
- **Jordan Burks** is this team's energy guy off the bench. He's scored five or more points three times and played more than 10 minutes in six games. Burks had the best plus-minus against Kansas at plus-19.
- **Rob Dillingham** has scored in double figures in 15 games and averages 13.9 points per game. Against UK's three ranked opponents this season, Dillingham is averaging 15.7 points per game and 4.3 assists. He is also connecting on 53.8% of his shots from 3-point range and averaging 2.3 made 3s per game in those contests. He has dished out five or more assists in five games.
- **Justin Edwards** nearly had his first career double-double with 16 points and seven rebounds in a come-from-behind win over A&M-Commerce at home. Edwards has seven double-figure scoring efforts and has shot 50% or better in 10 games. He's averaging 7.7 points and 3.7 boards.
- **Zvonimir Ivišić** had one of the most memorable debuts in program history. Ivišić logged a block in his first defensive possession and then made four straight jumpers, including three 3-pointers over a 2:24-span to push UK's lead to 17 against Georgia in the opening half. For the game, Ivišić recorded 13 points, five rebounds, three blocks, two assists and two steals.
- **Reed Sheppard** has provided a steady presence on both ends of the floor. He scored 25 points highlighted by 7 of 8 from 3-point range in the win over Stonehill. He's averaging 11.5 points per game and connecting on 55.3% from 3-point range, while leading UK in steals (47). He registered his first-career double-double with 11 points and 11 assists at Louisville. It was the most assists in a game for a UK player in the series' history. Sheppard sank six clutch free-throws over the final 20 seconds to close out a road win at Florida.
- **D.J. Wagner** has a 2.4 assist-to-turnover ratio and did not commit one against No. 1 Kansas in 25 minutes of action. Wagner had a breakthrough game with a 22-point, six-assist effort in the overtime win over Saint Joseph's. For the season, Wagner is logging 12.0 points per game and adding 3.7 assists per outing. He is a three-time SEC Freshman of the Week selection. Wagner scored 12 of his 14 points in the second half to help lead UK to an 11-point-come-from-behind win on the road at Florida. He logged his first double-double of the year with 18 points and 10 assists vs. Georgia.

Veteran Voices

For all that the 2023-24 class is providing this team, four veterans in Antonio Reeves, Tre Mitchell, Ugonna Onyenso and Adou Thiero have been the glue guys.

- **Tre Mitchell** is averaging 13.4 points per game and a team-high 7.7 rebounds, while also dishing 62 assists (a career-high that he achieved just 19 games into the season). He also has a team-high four double-doubles. Mitchell was clutch for the Cats against Saint Joseph's with a dunk that tied the game to force overtime and then opened the extra period with back-to-back threes. He scored a season-high 22 points in the win. Mitchell had 18 points and a season-high 12 rebounds in the win at Louisville and then logged another double-double with 12 points and 10 boards to help UK to its first league road win at Florida. Against Missouri, Mitchell posted 20 points and a season-high 14 rebounds for his third double-double in four contests. He had a perfect shooting night in a home win over Mississippi State (5 for 5 from the floor, 1 for 1 from 3-point range and 4 for 4 from the charity stripe).
- **Ugonna Onyenso** logged 10 minutes in the win over North Carolina in his first action of the season. He registered three blocks and

Points Per Possession

Game	Off. PPP	Def. PPP
NEW MEXICO STATE	1.23	0.66
TEXAS A&M-COMMERCE	1.23	0.92
vs. Kansas	1.01	1.07
STONEHILL	1.36	0.91
SAINT JOSEPH'S	1.20	1.10
MARSHALL	1.48	1.02
MIAMI	1.32	1.01
UNC WILMINGTON	0.95	1.04
vs. Penn	1.14	0.93
vs. North Carolina	1.07	1.02
at Louisville	1.25	1.00
ILLINOIS STATE	1.35	0.99
at Florida	1.06	1.04
MISSOURI	1.18	1.01
at Texas A&M	1.15	1.21
MISSISSIPPI STATE	1.30	1.12
GEORGIA	1.27	1.16
at South Carolina	0.98	1.25
at Arkansas	0.90	0.81
FLORIDA	-	-
TENNESSEE	-	-
at Vanderbilt	-	-
GONZAGA	-	-
OLE MISS	-	-
at Auburn	-	-
at LSU	-	-
ALABAMA	-	-
at Mississippi State	-	-
ARKANSAS	-	-
VANDERBILT	-	-
at Tennessee	-	-

Overall

UK offensive high - 1.48, MARSHALL, (11/24)
 UK offensive SEC high - 1.30, MISS. STATE (1/14)
 UK offensive postseason high -
 UK offensive low - 0.90, at Arkansas (1/27)
 UK offensive SEC low - 0.90, at Arkansas (1/27)
 UK offensive postseason low -

 Opp. offensive high - 1.25, at S. Carolina (1/23)
 Opp. SEC high - 1.25, at S. Carolina (1/23)
 Opp. postseason high -
 Opp. offensive low - 0.66, NEW MEXICO ST. (11/6)
 Opp. SEC low - 0.81, at Arkansas (1/27)
 Opp. postseason low -

Wins vs. Losses in 2023-24

Result	FG%	Opp. FG%	3-Pt. FG%	Opp 3-Pt. FG%	FT%	RPG	APG	TOPG	BPG	SPG	PPG	Opp PPG
Wins	.520	.413	.421	.300	.751	37.5	19.0	9.8	5.7	8.5	91.4	73.6
Losses	.388	.444	.336	.381	.741	40.0	14.3	10.3	5.5	6.5	77.8	86.3



NOTES

helped hold UNC's All-American Armando Bacot to just nine points on four shots and six rebounds. He's had multiple blocks in seven games this season. Onyenso logged six points and five boards in 15 minutes in the road win at Florida. At Texas A&M, Onyenso played a career-high 31 minutes and had seven points, 10 rebounds and a career-high five blocks. The 7-footer was instrumental in a win at Arkansas with six points, three boards and three blocks in 25 minutes.

• **Antonio Reeves** paces the team at 19.5 points per game and 50 made 3-pointers thus far. He's scored 20 or more points in 10 games, including becoming just the fourth UK player to ever score 30 or more in the series vs. Louisville. Reeves logged 30 points, including 22 in the first half, to earn MVP honors of the game. With the 30-point effort at Louisville, Reeves joined Oscar Tshiebwe (4), Malik Monk (4) and Jamal Murray (3) as the only players in the UK-Calipari era to have multiple games with 30 or more points.

• **Adou Thiero** is averaging 7.0 points and 5.6 rebounds per game. He registered his first-career double-double with 16 points and 13 boards against No. 1 Kansas, and then was a spark off the bench in the win over No. 9 North Carolina with a career-high four rejections. Thiero missed seven games with general soreness in January and has missed eight games in total this season. He returned to action at Arkansas and started, while snaring six rebounds in 12 minutes.

Forever Young

Similar to early teams under John Calipari's direction, the 2023-24 Kentucky Wildcats are one of the nation's youngest teams. With an average age of 20.0 years, the Cats rank as the seventh youngest team in the country. Only Arizona, at 19.77 years is younger from a Power Five standpoint.

This UK team is powered by the nation's No. 1 recruiting class. Calipari has had success before with teams led by the nation's best first-year players. Results of other No. 1 ranked classes under Calipari and corresponding seasons:

- 2010 - 35-3 (SEC Champion, SECT Champion, Elite Eight)
- 2011 - 29-9 (SECT Champion, Final Four)
- 2012 - 38-2 (SEC Champion, National Champion)
- 2013 - 21-12
- 2014 - 29-11 (Final Four)
- 2016 - 27-9 (SEC Champion, SECT Champion, Sweet 16)
- 2017 - 32-6 (SEC Champion, SECT Champion, Elite Eight)

Wildcats Ink Four for 2024

Kentucky men's basketball head coach John Calipari announced the signing of four stand-out student-athletes to the program's 2024 signing class on Nov. 16. Somto Cyril, Boogie Fland, Travis Perry and Jayden Quaintance each inked national letters of intent with UK during the fall signing period.

In every season but one of the Calipari era, the Wildcats have signed a top-three recruiting class according to the Recruiting Services Consensus Index, which tallies major recruiting rankings and plugs them into a formula to calculate a consensus ranking. With the additions,

Kentucky has signed 74 top-50 recruits, 58 top-25 players and 34 top-10 players (according to Rivals) in what will now be Calipari's 16 recruiting classes at Kentucky.

• **Somto Cyril (Enugu, Nigeria):** Forward | 6-10, 240 pounds | No. 44 overall by Rivals, No. 55 by ESPN and No. 68 by 247Sports | Through the preseason of his senior year, Cyril is averaging 11.6 points, 11.7 rebounds and 3.6 blocks per game while shooting 70.5% from the field for Rod Wave Elite and Overtime Elite | As a junior, he logged 8.1 points, 6.4 rebounds and 3.4 blocks per game | Was named the OTE Defensive Player of the Year as a junior after leading the league in blocks per game at 3.4

• **Boogie Fland (Bronx, N.Y.):** Guard | 6-2, 170 pounds | No. 10 overall by Rivals, No. 18 by ESPN and No. 33 by 247Sports | Averaged 18.11 points, 4.2 rebounds, 3.7 assists and 2.0 steals per game as a junior | Logged 14.4 points, 5.0 rebounds, 2.7 assists and 1.9 steals as a sophomore | Played for USA Basketball U17 National Team and helped team to a gold medal at the 2022 FIBA U17 World Cup | Naismith Boys High School Player of the Year midseason watch list selection | 2024 NIKE Hoop Summit selection | McDonald's All American Game selection

• **Travis Perry (Eddyville, Ky.):** Guard | 6-2, 170 pounds | No. 70 overall by 247Sports, No. 84 by ESPN and No. 92 by Rivals | Ranked third in the state in scoring as a junior at 31.6 points per game, while adding 6.1 rebounds | Shot 52.3% from the field, 44.9% from long range and 87.4% from the charity stripe | 2023 Gatorade Kentucky Player of the Year | A varsity player since the seventh grade, Perry is the state of Kentucky's all-time leading scorer (4,359) and 3-pointers made (463) entering his senior season

• **Jayden Quaintance (Cleveland, Ohio):** Forward | 6-9, 230 pounds | No. 9 overall by 247Sports, No. 11 by Rivals and No. 14 by ESPN | Led North Laurel to the state Sweet 16, averaging 25.2 points, 7.6 assists, 6.8 rebounds and 4.4 steals per game as a junior | Averaged 17.3 points, 11.6 boards, 2.4 blocks, 1.4 assists and 1.4 steals per game as a junior | Reclassified from the 2025 class to the 2024 class and played up an age group during the Nike grassroots circuit this summer where he averaged 9.9 points, 6.2 boards, 1.6 blocks and 1.4 assists | Owns a 7-foot-3-plus wingspan | Won a gold medal with Team USA at the 2023 FIBA Americas U16 Championship where he averaged 6.7 points, 6.5 rebounds and 2.8 blocks per game | Naismith Boys High School Player of the Year midseason watch list selection | 2024 NIKE Hoop Summit selection | McDonald's All American Game selection

Calipari Ahead of the Pack

Through 14 seasons at Kentucky, John Calipari's time in Lexington has been every bit as successful -- and more -- as fans hoped it would when he agreed to become the head coach at Kentucky in the spring of 2009.

By just about every measure, he is the most successful coach in college basketball during the last decade-plus. Among schools who have been to at least two Final Fours since 2009-10, Calipari ranks:

- First in NCAA Tournament wins (32)
- First in Final Four appearances (four)

UK's Record vs. AP Ranked Opponents and as an AP Ranked Opponent Under Cal

Kentucky (RK)	Opponent Rank																									RV	NR	TOTAL	
	1	2	3	4	5	6	7	8	9	10	11	12	13	14	15	16	17	18	19	20	21	22	23	24	25				
1	-	0-1	0-1	1-0	2-0	2-0	-	2-0	1-0	-	0-1	-	-	-	-	2-0	1-0	1-0	-	1-0	3-0	1-0	-	-	-	6-2	46-3	69-8	
2	1-0	-	-	0-1	1-0	0-1	-	-	-	-	-	1-0	1-0	-	1-0	-	1-0	-	0-1	-	-	-	-	-	-	4-0	24-0	34-3	
3	-	-	-	1-0	-	-	-	-	0-1	-	-	-	1-0	-	-	-	-	-	-	0-1	-	-	-	-	-	-	1-0	17-0	20-2
4	-	0-2	-	-	-	-	0-1	0-1	-	-	-	-	-	1-0	-	0-1	-	-	-	-	-	-	-	-	2-0	2-0	12-2	17-7	
5	1-0	-	-	-	-	0-1	-	-	0-1	1-0	-	-	-	-	-	-	-	-	0-1	-	-	-	-	1-0	-	2-0	13-0	18-3	
6	-	-	-	-	0-1	-	1-0	1-0	-	0-1	-	-	-	-	-	-	-	0-1	1-0	-	-	-	-	-	-	2-0	12-4	17-7	
7	-	-	-	0-1	-	-	-	-	-	-	-	1-0	-	0-1	-	-	-	-	1-0	-	-	-	-	-	-	-	-	7-2	9-4
8	-	-	-	-	-	-	-	-	1-0	-	-	-	1-0	-	1-0	-	-	-	-	-	-	-	1-0	-	0-1	-	3-3	15-0	22-4
9	-	-	-	-	-	-	-	-	-	-	-	-	-	-	-	-	-	-	-	-	-	-	-	-	-	-	-	10-2	10-2
10	-	-	-	-	-	-	-	-	0-1	-	-	-	-	0-1	-	-	-	-	-	-	-	-	-	-	-	3-4	15-3	18-9	
11	1-0	-	-	-	-	-	1-0	0-1	-	-	-	1-0	-	-	-	-	0-1	-	-	-	-	2-0	-	-	-	-	6-1	11-3	
12	-	0-1	-	-	1-0	-	-	1-0	-	-	-	-	1-0	-	1-0	-	-	-	-	-	-	-	-	-	-	2-0	5-2	11-3	
13	-	-	-	-	-	-	-	-	-	-	-	-	-	-	-	0-1	0-1	-	-	-	-	-	-	-	-	-	1-0	8-2	9-4
14	-	-	0-1	-	-	-	-	-	1-0	-	-	-	-	-	-	-	-	-	-	-	-	-	-	-	-	-	1-1	9-1	11-3
15	-	-	-	-	-	-	-	-	-	-	-	1-0	-	-	-	-	-	1-0	-	-	-	-	-	-	-	-	1-0	7-0	10-0
16	-	-	-	-	-	-	-	-	-	-	-	-	-	-	-	-	1-0	-	-	-	-	0-1	-	-	-	2-0	11-1	14-2	
17	0-1	-	-	-	-	-	-	-	-	-	-	-	-	-	-	-	-	-	-	-	-	-	-	-	-	-	5-2	6-4	
18	-	-	-	-	-	-	-	-	-	-	-	-	-	-	-	-	-	-	-	-	-	-	1-0	0-1	-	3-2	9-1	13-4	
19	-	-	1-0	1-0	-	-	-	-	1-0	-	-	-	-	-	-	-	-	-	-	-	-	-	-	-	-	-	1-1	5-0	9-1
20	-	-	-	0-1	-	-	0-1	-	-	-	-	-	-	-	-	-	-	-	-	-	1-0	-	-	-	-	-	-	4-2	5-4
21	-	-	-	-	-	-	-	-	-	-	-	-	-	-	-	-	-	-	-	-	-	-	-	-	-	2-0	2-1	4-1	
22	-	-	-	-	-	-	-	-	-	-	-	1-0	-	-	-	-	-	-	-	-	-	-	-	-	-	-	1-0	5-1	7-1
23	-	-	-	-	-	-	-	-	-	-	-	-	-	-	-	-	-	-	-	-	-	-	-	-	-	-	1-2	3-1	4-3
24	-	-	-	-	-	-	-	-	-	-	-	-	-	-	0-1	-	-	-	-	-	-	-	-	-	-	-	-	0-1	0-2
25	0-1	-	-	-	-	-	0-1	-	-	-	-	-	-	-	-	-	-	-	-	-	-	-	-	-	-	-	-	1-1	1-3
RV	0-1	1-0	-	-	1-0	-	2-1	-	0-1	0-1	-	1-0	1-0	-	0-1	-	-	0-1	-	-	-	-	-	-	-	-	-	-	-
NR	-	-	-	0-1	1-0	-	-	-	0-1	1-0	1-1	-	-	-	1-0	-	0-1	1-0	-	-	-	0-1	-	-	-	-	-	-	-
TOTAL	3-3	1-4	1-2	3-4	6-1	2-2	4-4	4-1	4-6	2-2	2-2	4-0	5-0	2-2	2-2	4-2	3-1	2-4	3-2	1-1	4-1	5-1	1-2	1-1	1-0	Total	349-87	Total	71-50



NOTES

- First in Elite Eight appearances (seven)
- First in Sweet Sixteen appearances (eight)
- Second in league tournament titles (six)
- Third in regular-season conference titles (six)
- Third in NCAA titles (one)

Calipari to Receive John R. Wooden Award Legends of Coaching Honor

Kentucky men's basketball head coach John Calipari will receive the John R. Wooden Award Legends of Coaching honor in 2024. Calipari will be presented with the honor along with the 2024 Wooden Award winners on April 12, 2024.

The Legends of Coaching Award was adopted by the Wooden Award Steering Committee in 1999. The honorees are selected based on character, success on the court, graduation rate of student-athletes in their basketball program, coaching philosophy and identification with the goals of the John R. Wooden Award.

"To receive an honor in John Wooden's name is really special to me because he not only is the greatest coach of all-time, but because of the relationship I developed with his family over the years," Calipari said. "His daughter, Nan, and he have been so kind to me. I look forward to April and hopefully having a Player of the Year candidate there with me."

The Naismith Memorial Basketball Hall of Famer and 2012 Nell & John R. Wooden Coach of the Year Leadership Award winner Calipari has tried to lead by example and instill servant leadership as one of the pillars of his program. He continually encourages his players to lead with a kind heart and has included them in a number of causes throughout his career. Those experiences, while a player under Calipari, have paved the way for the likes of Devin Booker, DeMarcus Cousins and John Wall to earn the NBA's Cares Community Assist Award.

All 29 players at UK who were eligible to graduate by the end of their senior years walked away with a diploma in hand, including five players who earned their degree in just three years. Calipari's teams routinely have posted a combined team grade-point average of 3.0 or better.

Calipari has spearheaded the creation of the John McLendon Minority Leadership Initiative, a nationwide coach-driven initiative to provide minorities a jump-start to their careers through practical experiences, opportunities to build their network and instilling the values of John McLendon: integrity, education, leadership and mentorship. Participants in the initiative will be known as MLI Future Leaders.

Just last November, Calipari also was recognized for his work in putting others first when he received the Jefferson Award for Outstanding Public Service in Sports by Multiplying Good. The organization, which has honored many of the country's most significant trailblazers and changemakers for more than 50 years, is the world's most foremost and highly-celebrated organization focused on and honoring public service.

Always Efficient

According to Ken Pomeroy's calculations on kenpom.com, Kentucky teams under John Calipari have consistently ranked among the most efficient teams in the country per possession. Pomeroy's rankings as of Jan. 27, 2024:

Season	Offense (Rank)	Defense (Rank)	Overall
2023-24	119.8 (9)	100.5 (70)	20th
2022-23	116.2 (17)	98.8 (68)	27th
2021-22	120.0 (5)	94.3 (36)	6th
2020-21	108.0 (84)	93.1 (35)	49th
2019-20	112.7 (24)	95.1 (52)	29th
2018-19	117.6 (14)	90.1 (8)	8th
2017-18	115.8 (24)	95.4 (22)	17th
2016-17	119.1 (12)	91.4 (7)	4th
2015-16	120.4 (5)	98.0 (53)	6th
2014-15	119.3 (5)	86.5 (2)	1st
2013-14	117.6 (10)	96.9 (41)	11th
2012-13	108.8 (42)	99.1 (129)	42nd
2011-12	122.9 (2)	88.2 (9)	1st
2010-11	118.1 (7)	90.4 (15)	6th
2009-10	116.1 (15)	86.2 (6)	3rd

Big-Game Cal. Cats

Some notes about Cal's teams against the best of the best:

- Not only does Kentucky own a 71-50 record (58.7%) vs. Associated Press Top 25 teams

under John Calipari, UK is 7-5 when both teams are ranked in the AP top five

- All-time, Calipari is 13-9 when both teams are ranked in the AP top five
- When both teams are ranked in the AP Top 25, Calipari's all-time record is 91-67, including a 60-39 mark at Kentucky
- When both are ranked in the top 10 he has a 27-22 record, including 16-15 at UK
- By defeating top-ranked Michigan State to start the 2019-20 season, UK knocked off the No. 1 team in consecutive seasons for the first time in school history. Kentucky downed Tennessee on Feb. 19, 2019
- With the win over MSU to begin 2019-20, the Wildcats have nine victories over the No. 1 team in 24 tries in program history
- Calipari is 6-5 all-time against the No. 1 ranked team

Cats Deliver the Knockout Punch

Kentucky is 342-15 (95.8%) in the John Calipari era when leading by at least 10 points at any time in the contest. Eleven of the 15 losses in the Calipari era are to conference opponents.

Perhaps most impressive of all is that 68.8% of games Calipari has coached in at Kentucky have produced 10-point leads at some point during the game for UK. The Wildcats have led by 10 points or more in a whopping 85.1% of Calipari's 402 career wins at Kentucky.

Hold Them to 55 Points, 40%

Defense has always been a recipe for success for the Wildcats under John Calipari. The special ingredient: 55 points. Kentucky is a perfect 90-0 under Calipari when holding the opponent to 55 points or fewer, including 1-0 this season after limiting New Mexico State to 46 points.

The Wildcats are 217-10 (96.0%) under Calipari when limiting the opponent to 63 points or less, including 3-0 this season. Kentucky also fares well when it keeps the competition to 40% or less from the floor. UK is 237-24 (90.8%) vs. opponents under Calipari when their field-goal percentage is 40% or less.

Taking Care of Business

Kentucky's 71-50 record vs. opponents ranked in the Associated Press Top 25 in John Calipari's tenure is impressive, but the Wildcats' ability to beat all comers can't be overlooked. Under Calipari, UK is 331-67 vs. unranked competition, 83.2%.

UK Leads with 26 on NBA Opening-Day Rosters

Kentucky men's basketball's ability to develop and prepare players for the next step continues to manifest itself as 26 former Wildcat student-athletes appeared on NBA opening-day rosters. Kentucky led the nation for the 12th consecutive season with the most alumni on opening-day rosters.

- The total of 26 players on NBA opening-day rosters (including two-way and inactive players) that played and finished their college basketball careers at Kentucky is more than any other college program in the country. Duke, with 24, is the only other school with more than 20 players in the NBA.
- Of the 15 NBA franchises featuring a Wildcat, eight have multiple Kentucky players. New York, Sacramento and Oklahoma City each have a trio of Wildcats on their roster while the Heat, Lakers, Pacers, Bucks and Hornets each have two
- In 14 seasons under head coach John Calipari, 47 players have been selected in the NBA Draft, including 35 first-round selections and three No. 1 overall picks (Anthony Davis, Karl-Anthony Towns and John Wall)
- Calipari has a streak of 16 consecutive drafts with a first-round pick dating back to his time at Memphis
- Calipari is one of only two coaches in the history of the sport to have four players drafted No. 1 overall (Derrick Rose – 2008, Wall – 2010, Davis – 2012, Towns – 2015)
- Using figures compiled by basketball-reference.com and spotrac.com, Calipari-coached players have amassed nearly \$4 billion in career NBA contracts
- In the 14 seasons Calipari has been the head coach at Kentucky, his players have totaled nearly \$3.5 billion in NBA contracts

Lineup Comparison

Most Frequent Lineups	Total Minutes	Points For	Points Against	+/-	+/- Per 40 Min.
Edwards, Mitchell, Reeves, Wagner, Bradshaw	68:36	144	128	+16	+9.33
Edwards, Thiero, Mitchell, Reeves, Wagner	66:07	125	131	-6	-3.63
Edwards, Mitchell, Reeves, Wagner, Dillingham	33:23	81	72	+9	+10.78
Edwards, Mitchell, Wagner, Dillingham, Sheppard	31:03	78	32	+46	+59.26
Mitchell, Reeves, Wagner, Sheppard, Onyenso	30:54	76	49	+27	+34.95
Mitchell, Reeves, Dillingham, Sheppard, Bradshaw	30:42	62	40	+22	+28.66
Edwards, Thiero, Mitchell, Reeves, Sheppard	28:05	67	51	+16	+22.79
Mitchell, Reeves, Wagner, Sheppard, Bradshaw	26:51	62	56	+6	+8.94
Mitchell, Wagner, Dillingham, Sheppard, Bradshaw	24:20	50	45	+5	+8.22
Mitchell, Reeves, Dillingham, Sheppard, Onyenso	23:47	66	45	+21	+35.32



KENTUCKY BY THE NUMBERS

Date	Opponent	Result	Points	Rebounds	Assists	Steals	Blocks
N. 6	NEW MEXICO STATE	W, 86-46	Dillingham - 17 [^]	Mitchell - 9 [^]	Mitchell - 5	Wagner - 3 [^]	Sheppard - 2 [^]
N. 10	A&M-COMMERCE ¹	W, 81-61	Reeves - 21 [^]	Mitchell - 8 [^]	Dillingham - 4 [^]	Two with - 3 [^]	Sheppard - 2 [^]
N. 14	vs. Kansas ²	L, 89-84	Reeves - 24	Thiero - 13	Two with - 3	Sheppard - 4 [^]	Mitchell - 2 [^]
N. 17	STONEHILL ¹	W, 101-67	Sheppard - 25 [^]	Four with - 5 [^]	Two with - 7 [^]	Sheppard - 3	Two with - 2 [^]
N. 20	SAINT JOSEPH'S ¹	W, 96-88 ^{OT}	Two with - 22	Mitchell - 6	Two with - 6 [^]	Sheppard - 5 [^]	Mitchell - 4 [^]
N. 24	MARSHALL	W, 118-82	Wagner - 28 [^]	Thiero - 7	Dillingham - 8 [^]	Wagner - 3	Thiero - 2 [^]
N. 28	MIAMI ³	W, 95-73	Sheppard - 21 [^]	Thiero - 6	Dillingham - 9 [^]	Sheppard - 3 [^]	Mitchell - 2 [^]
D. 2	UNC WILMINGTON	L, 80-73	Sheppard - 25	Sheppard - 9	Sheppard - 6 [^]	Two with - 2 [^]	Four with - 1 [^]
D. 9	vs. Penn ⁴	W, 81-66	Two with - 17 [^]	Bradshaw - 11 [^]	Wagner - 7 [^]	Sheppard - 3 [^]	Bradshaw - 3
D. 16	vs. North Carolina ⁵	W, 87-83	Dillingham - 17	Three with - 6	Wagner - 5 [^]	Two with - 2	Thiero - 4 [^]
D. 21	at Louisville	W, 95-76	Reeves - 30 [^]	Mitchell - 12 [^]	Sheppard - 11 [^]	Four with - 2 [^]	Mitchell - 3 [^]
D. 29	ILLINOIS STATE	W, 96-70	Reeves - 27 [^]	Mitchell - 11	Dillingham - 7 [^]	Dillingham - 3 [^]	Onyenso - 3 [^]
J. 6	at Florida*	W, 87-85	Reeves - 19	Mitchell - 10	Wagner - 3 [^]	Two with - 2 [^]	Two with - 1
J. 9	MISSOURI *	W, 90-77	Dillingham - 23 [^]	Mitchell - 14 [^]	Sheppard - 4 [^]	Two with - 2 [^]	Mitchell - 2 [^]
J. 13	at Texas A&M*	L, 97-92 ^{OT}	Reeves - 22	Mitchell - 13 [^]	Mitchell - 6 [^]	Sheppard - 3	Onyenso - 5 [^]
J. 17	MISSISSIPPI STATE *	W, 90-77	Reeves - 27 [^]	Two with - 6	Sheppard - 6 [^]	Two with - 2 [^]	Onyenso - 4 [^]
J. 20	GEORGIA *	W, 105-96	Mitchell - 23	Four with - 5	Wagner - 10 [^]	Two with - 2 [^]	Ivišić - 3 [^]
J. 19	at South Carolina*	L, 79-62	Dillingham - 16	Bradshaw - 8	Wagner - 3	Wagner - 3 [^]	Two with - 2
J. 27	at Arkansas*	W, 63-57	Reeves - 24 [^]	Mitchell - 11	Sheppard - 5 [^]	Sheppard - 4 [^]	Onyenso - 3
J. 31	FLORIDA *						
F. 3	TENNESSEE *						
F. 6	at Vanderbilt*						
F. 10	GONZAGA						
F. 13	OLE MISS *						
F. 17	at Auburn*						
F. 21	at LSU*						
F. 24	ALABAMA *						
F. 27	at Mississippi State*						
M. 2	ARKANSAS *						
M. 6	VANDERBILT *						
M. 9	at Tennessee*						

All home games in **BOLD CAPS**
 *SEC game, ^game high
 1 - Wildcat Challenge (Rupp Arena | Lexington, Ky.)
 2 - Champions Classic (United Center | Chicago)
 3 - ACC/SEC Challenge (Rupp Arena | Lexington, Ky.)
 4 - CBS Sports Classic (State Farm Arena | Atlanta)

Times Led

Reeves - 8
 Dillingham - 5
 Sheppard - 3
 Mitchell - 2
 Wagner - 2
 Bradshaw - 1

Times Led

Mitchell - 10
 Thiero - 4
 Bradshaw - 3
 Edwards - 2
 Onyenso - 2
 Sheppard - 2
 Reeves - 2
 Wagner - 2
 Ivišić - 1

Times Led

Dillingham - 7
 Sheppard - 6
 Wagner - 6
 Mitchell - 3

Times Led

Sheppard - 14
 Bradshaw - 3
 Mitchell - 3
 Wagner - 3
 Dillingham - 2
 Edwards - 2
 Ivišić - 1
 Reeves - 1

Times Led

Mitchell - 7
 Onyenso - 4
 Bradshaw - 3
 Sheppard - 3
 Thiero - 3
 Ivišić - 2
 Edwards - 1
 Reeves - 1
 Wagner - 1

Comparing the Calipari Era

A look at the statistics throughout the John Calipari era through 19 games ...

Year	FG%	Opp. FG%	3-Pt. FG%	FT%	RPG	Assists	TOs.	Blocks	Steals	Points	PPG	Record
2023-24	.491	.420	.402	.749	38.1	342	188	108	153	1,682	88.5	15-4
2022-23	.452	.427	.368	.681	39.5	309	222	83	133	1,445	76.1	13-6
2021-22	.498	.406	.355	.734	41.5	322	225	94	134	1,563	82.3	15-4
2020-21	.416	.409	.327	.712	38.9	226	279	116	116	1,315	69.2	6-13
2019-20	.462	.389	.324	.771	38.5	278	250	99	102	1,438	75.7	15-4
2018-19	.481	.412	.350	.750	38.8	271	258	103	129	1,511	79.5	16-3
2017-18	.481	.404	.343	.678	38.7	271	271	102	117	1,463	77.0	14-5
2016-17	.499	.414	.359	.686	40.9	342	216	116	123	1,765	92.9	17-2
2015-16	.468	.405	.319	.667	39.4	254	234	105	121	1,470	77.4	15-4
2014-15	.457	.317	.357	.688	40.5	298	214	155	146	1,417	74.6	19-0
2013-14	.474	.387	.315	.676	42.4	239	240	132	88	1,513	79.6	15-4
2012-13	.485	.383	.356	.645	39.2	283	249	145	132	1,441	75.8	13-6
2011-12	.488	.358	.363	.718	40.6	258	252	177	130	1,513	79.6	18-1
2010-11	.459	.379	.402	.700	40.1	253	212	129	115	1,493	78.6	15-4
2009-10	.498	.380	.381	.686	42.2	310	287	139	141	1,580	83.2	19-0



MISCELLANEOUS STATS

Game Leaders

No.	Name	Points	Rebounds	Blocks	Assists	Steals	10+ Pts	20+ Pts	10+ Rebs	3+ Assts	3+ Blks	3+ Stls	3+ 3s	Double-Double
0	Rob Dillingham	5 (5)	0 (0)	0 (0)	7 (7)	2 (2)	15 (15)	2 (2)	0 (0)	11 (11)	0 (0)	1 (1)	5 (5)	0 (0)
1	Justin Edwards	0 (0)	2 (2)	1 (1)	0 (0)	2 (2)	7 (7)	0 (0)	0 (0)	0 (0)	0 (0)	0 (0)	1 (1)	0 (0)
2	Aaron Bradshaw	1 (1)	3 (3)	3 (3)	0 (0)	3 (3)	5 (5)	0 (0)	1 (1)	0 (0)	1 (1)	0 (0)	0 (0)	1 (1)
3	Adou Thiero	0 (0)	4 (4)	3 (6)	0 (0)	0 (4)	1 (1)	0 (0)	1 (1)	1 (1)	1 (1)	1 (1)	0 (0)	1 (1)
4	Tre Mitchell*	2 (36)	10 (48)	7 (53)	3 (16)	3 (25)	13 (84)	3 (22)	6 (17)	13 (36)	2 (8)	1 (6)	2 (11)	4 (15)
12	Antonio Reeves*	8 (55)	2 (8)	1 (8)	0 (8)	1 (23)	18 (104)	10 (41)	0 (1)	4 (22)	0 (1)	0 (5)	9 (45)	0 (1)
13	Grant Darbyshire	0 (0)	0 (0)	0 (0)	0 (0)	0 (0)	0 (0)	0 (0)	0 (0)	0 (0)	0 (0)	0 (0)	0 (0)	0 (0)
14	Brennan Canada	0 (0)	0 (0)	0 (1)	0 (0)	0 (0)	0 (0)	0 (0)	0 (0)	0 (0)	0 (0)	0 (0)	0 (0)	0 (0)
15	Reed Sheppard	3 (3)	2 (2)	3 (3)	6 (6)	14 (14)	13 (13)	3 (3)	0 (0)	13 (13)	0 (0)	8 (8)	6 (6)	1 (1)
20	Joey Hart	0 (0)	0 (0)	0 (0)	0 (0)	0 (0)	0 (0)	0 (0)	0 (0)	0 (0)	0 (0)	0 (0)	0 (0)	0 (0)
21	D.J. Wagner	2 (2)	2 (2)	1 (1)	6 (6)	3 (3)	10 (10)	2 (2)	0 (0)	14 (14)	0 (0)	2 (2)	1 (1)	1 (1)
22	Walker Horn	0 (0)	0 (0)	0 (0)	0 (0)	0 (0)	0 (0)	0 (0)	0 (0)	0 (0)	0 (0)	0 (0)	0 (0)	0 (0)
23	Jordan Burks	0 (0)	0 (0)	0 (0)	0 (0)	0 (0)	0 (0)	0 (0)	0 (0)	0 (0)	0 (0)	0 (0)	0 (0)	0 (0)
25	Kareem Watkins	0 (0)	0 (0)	0 (0)	0 (0)	0 (0)	0 (0)	0 (0)	0 (0)	0 (0)	0 (0)	0 (0)	0 (0)	0 (0)
33	Ugonna Onyenso	0 (0)	2 (3)	4 (8)	0 (0)	0 (0)	0 (0)	0 (0)	1 (2)	0 (0)	5 (9)	0 (0)	0 (0)	0 (0)
44	Zvonimir Ivišić	0 (0)	1 (1)	2 (2)	0 (0)	1 (1)	1 (1)	0 (0)	0 (0)	0 (0)	1 (1)	0 (0)	1 (1)	0 (0)

Career total in (parentheses); *includes pre-UK career

Games With ...

Starting Lineups

Guard	Guard	G/F	Forward	Forward	Games	W-L
Wagner	Reeves	Edwards	Mitchell	Bradshaw	9	7-2
Wagner	Reeves	Edwards	Thiero	Mitchell	7	6-1
Wagner	Reeves	Dillingham	Edwards	Mitchell	1	1-0
Wagner	Reeves	Thiero	Mitchell	Bradshaw	1	1-0
Sheppard	Reeves	Edwards	Thiero	Mitchell	1	0-1

Kentucky's Record When ...

KENTUCKY RECORD	ALL	SEC	KENTUCKY RECORD	ALL	SEC
Leading at halftime:	13-1	3-0	On CBS:	1-0	0-0
Tied at the half:	0-0	0-0	On ABC:	0-0	0-0
Trailing at halftime:	2-3	2-2	On ESPN/ESPN2/ESPNU:	7-2	4-1
Shoot 50% or better:	9-0	3-0	On SEC Network:	5-2	1-1
Shoot less than 50%:	6-4	2-2	On ESPN+/SEC Network+:	2-0	0-0
Shoot higher % than opp.:	14-1	5-1	vs. SEC at home:	3-0	3-0
Shoot lower % than opp.:	1-3	0-1	vs. SEC on road:	2-2	2-2
Opp. shoot worse than 40%:	4-0	1-0	Games vs. AP ranked opp.:	2-1	0-0
Opp. shoot 40% or higher:	11-4	4-2	Games following a loss:	4-0	2-0
Score less than 60 points:	0-0	0-0	Games following a win:	10-4	3-2
Score 60-69 points:	1-1	1-1	More points in the paint:	12-1	2-0
Score 70-79 points:	0-1	0-0	Fewer or same points in the paint:	3-3	3-2
Score 80-89 points:	5-1	1-0	More bench points than opp.:	11-2	3-1
Score 90-99 points:	6-1	2-1	Fewer or same bench pts.:	4-2	2-1
Score 100+ points:	3-0	1-0	More second-chance points:	6-2	1-1
Opp. score less than 60 pts.:	2-0	1-0	Fewer or same second-chance pts.:	9-2	4-1
Opp. score 60-69 pts.:	3-0	0-0	More points off TOs:	14-1	4-0
Opp. score 70-79 pts.:	5-1	2-1	Fewer or same points off TOs:	1-3	1-2
Opp. score 80-89 points:	4-2	1-0	On Monday:	2-0	0-0
Opp. score 90-99 points:	1-1	1-1	On Tuesday:	2-2	1-1
Opp. score 100+ points:	0-0	0-0	On Wednesday:	1-0	1-0
Outrebounded opponent:	8-0	2-0	On Thursday:	1-0	0-0
Outrebounded by opponent:	6-4	2-2	On Friday:	4-0	0-0
Equal number of rebounds:	1-0	1-0	On Saturday:	5-2	3-1
Fewer turnovers than opp.:	10-2	2-1	On Sunday:	0-0	0-0
Same turnovers as opp.:	2-0	0-0	In November:	6-1	0-0
More turnovers than opp.:	3-2	3-1	In December:	4-1	0-0
Make 8 or more 3-pointers:	12-2	2-1	In January:	5-2	5-2
Make 7 or fewer 3-pointers:	3-2	3-1	In February:	0-0	0-0
Games decided by 5 or fewer:	2-2	1-1	In March:	0-0	0-0
Overtime games:	1-1	0-1	In April:	0-0	0-0

Streaks

Overall	Won 1
Unranked AP teams anywhere	Won 1
Ranked AP teams anywhere	Won 2
Home	Won 4
Home AP ranked teams	Won 2
Home AP unranked teams	Won 4
Home SEC	Won 3
Home nonconference	Won 1
Home AP ranked SEC	Won 3
Home AP unranked SEC	Won 3
Home AP ranked nonconference	Won 1
Home AP unranked nonconference	Won 1
Road	Won 1
Road AP ranked teams	Won 1
Road AP unranked teams	Won 1
Road SEC	Won 1
Road nonconference	Won 1
Road AP ranked SEC	Won 1
Road AP unranked SEC	Won 1
Road AP ranked nonconference	Lost 1
Road AP unranked nonconference	Won 1
Neutral	Won 2
Neutral AP ranked teams	Won 1
Neutral AP unranked teams	Won 2
Neutral SEC Tournament	Lost 2
Neutral nonconference	Won 2
Neutral AP ranked SEC Tournament	Lost 3
Neutral AP unranked SEC Tournament	Lost 1
Neutral AP ranked nonconference	Won 1
Neutral AP unranked nonconference	Won 3

Miscellaneous

Charges Drawn

Tre Mitchell - 2

First Sub

Rob Dillingham - 16
Reed Sheppard - 15
Ugonna Onyenso - 4
Jordan Burks - 3

5-Second Violations

10-Second Violations

Kentucky forced - 1

Shot-Clock Violations

Kentucky forced - 6
Opponent forced - 3

Tipoffs (including OT)

Kentucky - 11
Opponent - 10

3-Point Plays

Tre Mitchell - 7
Antonio Reeves - 7
D.J. Wagner - 4
Rob Dillingham - 3
Reed Sheppard - 3
Adou Thiero - 3
Jordan Burks - 1
Ugonna Onyenso - 1

4-Point Plays

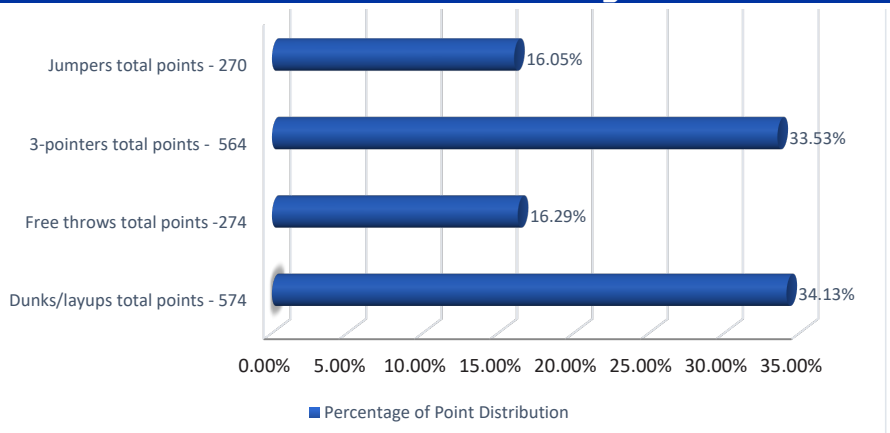
Rob Dillingham - 1

Active Consecutive Made Kentucky Starts	
Antonio Reeves	23
Tre Mitchell	19
D.J. Wagner	18
Aaron Bradshaw	10
Adou Thiero	1

Active Consecutive Made Kentucky Free Throws	
Rob Dillingham	3
Aaron Bradshaw	2
Justin Edwards	2
Antonio Reeves	2
D.J. Wagner	2
Jordan Burks	1
Ugonna Onyenso	1
Adou Thiero	1

Active Consecutive Games Played with a 3-Pointer	
Reed Sheppard	14
Tre Mitchell	6
Antonio Reeves	5
Rob Dillingham	1

How the Cats are Scoring



Dunk Tracker

Player	Dunks in 2023-24	Dunks in Career
Tre Mitchell	3	37
Antonio Reeves	6	24
Justin Edwards	13	13
Aaron Bradshaw	10	10
Ugonna Onyenso	5	9
Adou Thiero	4	6
Rob Dillingham	4	4
Reed Sheppard	4	4
Jordan Burks	3	3
Zvonimir Ivišić	2	2
D.J. Wagner	1	1

Fast Facts

Shooting Percentage	.491
Avg. Assists Per Game	18.0
Points Off Turnovers	16.2
Second-Chance Points	11.1
Points in the Paint	37.4
Fast Break Points	15.7
Bench Points	28.4
Points Per Possession	1.182
Avg. Time of Possession	15.4

First Points of the Game

Player	Dunk/Layup	Jumper	3PT	FT
Aaron Bradshaw		1		
Rob Dillingham				1
Justin Edwards	2			1
Tre Mitchell	2		3	
Antonio Reeves	1	2		
Adou Thiero	2		1	
D.J. Wagner	1	1		1



THE LAST TIME UK ...

INDIVIDUALS

SCORING

Scored 25 points: Antonio Reeves (27) vs. MISSISSIPPI STATE, 1/17/24
Scored 30 points: Antonio Reeves (30) at Louisville, 12/21/23
Scored 35 points: Antonio Reeves (37) at Arkansas, 3/4/23
Scored 40 points: Malik Monk (47) vs. North Carolina, 12/17/16
Scored 45 points: Malik Monk (47) vs. North Carolina, 12/17/16
Scored 50 points: Jodie Meeks (54) at Tennessee, 1/13/09
Scored 55 points: Never
Two players had 20 points: Tre Mitchell (23), Antonio Reeves vs. GEORGIA, 1/20/24
Three players had 20 points: Tre Mitchell (22), D.J. Wagner (22) and Antonio Reeves (20) vs. SAINT JOSEPH'S, 11/20/23
Two players had 30 points: Patrick Patterson (33) and Jodie Meeks (32) vs. TENNESSEE STATE, 12/22/08
Scored 20 points in two straight games: Antonio Reeves (3) 1/13/24 - 1/20/24
Scored 20 points in three straight games: Antonio Reeves (3) 1/13/24 - 1/20/24
Scored 20 points in four straight games: PJ Washington (4), 2/5/19 - 2/16/19
Scored 20 points in five straight games: Jamal Murray (12), 2/2/16 - 3/12/16
Scored 20 points in six straight games: Jamal Murray (12), 2/2/16 - 3/12/16
Scored 20 points in seven straight games: Jamal Murray (12), 2/2/16 - 3/12/16
Scored 20 points in eight straight games: Jamal Murray (12), 2/2/16 - 3/12/16
Scored 20 points in nine straight games: Jamal Murray (12), 2/2/16 - 3/12/16
Scored 20 points in 10 straight games: Jamal Murray (12), 2/2/16 - 3/12/16
Scored 20 points in 11 straight games: Jamal Murray (12), 2/2/16 - 3/12/16
Scored 20 points in 12 straight games: Jamal Murray (12), 2/2/16 - 3/12/16
Scored 20 points in 15 straight games: Dan Issel (18), 12/1/69 - 2/7/70
Scored 25 points in two straight games: Antonio Reeves (2) 12/23/23 - 12/29/23
Scored 25 points in three straight games: Tayshaun Prince (3), 3/11/01-3/17/01
Scored 30 points in two straight games: Jodie Meeks vs. Appalachian State (46), 12/20/08; vs. TENNESSEE STATE (32), 12/22/08
Scored 30 points in three straight games: Dan Issel (6) 2/14/70 - 3/2/70
Scored in double figures in 10 straight games: Jacob Toppin (12), 1/17/23-2/25/23
Scored in double figures in 15 straight games: Oscar Tshiebwe (17), 1/19/22-11/15/22
Scored in double figures in 20 straight games: Immanuel Quickley (20), 12/28/19-3/7/20
Scored in double figures in 25 straight games: Malik Monk (30), 11/11/16-2/28/17
Scored in double figures in 30 straight games: Malik Monk (30), 11/11/16-2/28/17
Scored in double figures in 33 straight games: Jamal Murray (34), 11/17/15 - 3/19/16
Scored in double figures in 34 straight games: Jamal Murray (34), 11/17/15 - 3/19/16
Scored in double figures in 35 straight games: Kenny Walker (36), 11/14/85 - 3/22/86
Five players scored in double figures: Tre Mitchell (23), Antonio Reeves (21), D.J. Wagner (18), Zvonimir Ivisic (13), Reed Sheppard (12) vs. GEORGIA, 1/20/24
Six players scored in double figures: D.J. Wagner (28), Antonio Reeves (23), Tre Mitchell (18), Rob Dillingham (16), Reed Sheppard (12), Justin Edwards (10) vs. MARSHALL, 11/24/23
Seven players scored in double figures: Randolph Morris (17), Kelenna Azubuike (15), Patrick Sparks (14), Chuck Hayes (12), Rajon Rondo (11), Ravi Moss (10) and Ramel Bradley (10) vs. MISSISSIPPI STATE 2/19/05
Four players with 15 or more points: D.J. Wagner (28), Antonio Reeves (23), Tre Mitchell (18), Rob Dillingham (16), vs. MARSHALL, 11/24/23

DOUBLE-DOUBLES

Double-double: Tre Mitchell (10 points, 11 rebounds) at Arkansas, 1/27/24
Triple-double: Isaiah Briscoe (19 points, 10 rebounds, 11 assists) at Ole Miss, 12/29/16
20-10 (rebs) game: Tre Mitchell (20 points, 14 rebounds) vs. MISSOURI, 1/9/24
20-10 (assts) game: De'Aaron Fox (24 points, 10 assists) vs. North Carolina, 12/17/16

20-15 game: Oscar Tshiebwe (25 points, 18 rebounds) vs. Kansas State, 3/19/23
20-20 game: Oscar Tshiebwe (21 points, 20 rebounds), vs. VANDERBILT, 3/1/23
30-10 game: Oscar Tshiebwe (37 points, 24 rebounds) vs. GEORGIA, 1/17/23
30-15 game: Oscar Tshiebwe (37 points, 24 rebounds) vs. GEORGIA, 1/17/23
30-20 game: Oscar Tshiebwe (37 points, 24 rebounds) vs. GEORGIA, 1/17/23
40-30 game: Bill Spivey (40 points, 34 rebounds) vs. XAVIER, 2/13/51
Back-to-back 20-10 games: Oscar Tshiebwe (22 p, 17 r) vs. AUBURN, 2/25/23; (21 p, 20 r) vs. VANDERBILT, 1/3/23
Three straight 20-10 games: Julius Randle (23 p, 16 r) vs. UNC ASHEVILLE, 11/8/13; (22 p, 14 r) vs. NORTHERN KENTUCKY, 11/10/13; (27 p, 13 r) vs. Michigan State, 11/12/13
Double-double in points and rebs.: Tre Mitchell (10 points, 11 rebounds) at Arkansas, 1/27/24
Double-double in points and assists: D.J. Wagner (18 points, 10 assists) vs. GEORGIA, 1/20/24
Double-double in points and blocks: Never
Double-double in points and steals: Never
Double-double in two consecutive games: Tre Mitchell (2) 1/6/24-1/9/24
Double-double in three consecutive games: Oscar Tshiebwe (4) 2/25/23-3/10/23
Double-double in four consecutive games: Oscar Tshiebwe (4) 2/25/23-3/10/23
Double-double in five consecutive games: Oscar Tshiebwe (17) 1/19/22-11/15/22
Double-double in 10 consecutive games: Oscar Tshiebwe (17) 1/19/22-11/15/22
Double-double in 15 consecutive games: Oscar Tshiebwe (17) 1/19/22-11/15/22
Two players record double-doubles: Tre Mitchell (18 points, 12 rebounds), Reed Sheppard (11 points, 11 assists) at Louisville, 12/21/23
Three players record double-doubles: PJ Washington (20 points, 13 rebounds), Reid Travis (18 points, 12 rebounds), Keldon Johnson (15 points, 10 rebounds) vs. KANSAS, 1/26/19
Four players record double-doubles: Jack Givens (30 pts, 13 rebs), Kyle Macy (16 pts, 10 assts), Mike Phillips (22 pts, 18 rebs), Rick Robey (23 pts, 13 rebs) vs. SMU 11/26/77
Five players record double-doubles: Never

FIELD GOALS

Made 12 FG in a game: Antonio Reeves (12) at Arkansas, 3/4/23
Made 15 FG in a game: Malik Monk (18) vs. North Carolina, 12/17/16
Made 16 FG in a game: Malik Monk (18) vs. North Carolina, 12/17/16
Made 17 FG in a game: Malik Monk (18) vs. North Carolina, 12/17/16
Made 18 FG in a game: Malik Monk (18) vs. North Carolina, 12/17/16
Made 19 FG in a game: Dan Issel (19) at Alabama, 2/23/70
Made 20 FG in a game: Dan Issel (23) at Ole Miss, 2/7/70
Made 21 FG in a game: Dan Issel (23) at Ole Miss, 2/7/70
Made 22 FG in a game: Dan Issel (23) at Ole Miss, 2/7/70
Made 23 FG in a game: Dan Issel (23) at Ole Miss, 2/7/70
Made 24 FG in a game: Never
Attempted 17 FG in a game: Antonio Reeves (20) at Arkansas, 1/27/24
Attempted 18 FG in a game: Antonio Reeves (20) at Arkansas, 1/27/24
Attempted 19 FG in a game: Antonio Reeves (20) at Arkansas, 1/27/24
Attempted 20 FG in a game: Antonio Reeves (20) at Arkansas, 1/27/24
Attempted 25 FG in a game: Antonio Reeves (25) vs. Kansas, 11/14/23
Attempted 30 FG in a game: Kevin Grevey (30) vs. UCLA, 3/31/75
Attempted 40 FG in a game: Bill Spivey (41) XAVIER, 2/13/51

3-POINTERS

Made 5 3-pointers in a game: Antonio Reeves (5) at Texas A&M, 1/13/24
Made 6 3-pointers in a game: Reed Sheppard (7) vs. STONE-HILL, 11/17/23
Made 7 3-pointers in a game: Reed Sheppard (7) vs. STONE-HILL, 11/17/23
Made 8 3-pointers in a game: Immanuel Quickley (8) at Texas A&M, 2/25/20
Made 9 3-pointers in a game: Jodie Meeks (10) at Tennessee, 1/13/09
Made 10 3-pointers in a game: Jodie Meeks (10) at Tennessee, 1/13/09
Made 11 3-pointers in a game: Never
Two players made at least 5 3-pointers in a game: Davion

Mintz (6), Brandon Boston Jr. (6) vs. SOUTH CAROLINA, 3/6/21

Two players made at least 6 3-pointers in a game: Davion Mintz (6), Brandon Boston Jr. (6) vs. SOUTH CAROLINA, 3/6/21

Two players made at least 7 3-pointers in a game: Never
Attempted 10 3-pointers in a game: Antonio Reeves (10), Rob Dillingham (10) at Texas A&M, 1/13/24

Attempted 15 3-pointers in a game: Antonio Reeves (17) vs. Kansas, 11/14/23

Attempted 16 3-pointers in a game: Antonio Reeves (17) vs. Kansas, 11/14/23

Attempted 17 3-pointers in a game: Antonio Reeves (17) vs. Kansas, 11/14/23

Attempted 18 3-pointers in a game: Derrick Miller (19) at Kansas 12/9/89

Attempted 19 3-pointers in a game: Derrick Miller (19) at Kansas 12/9/89

Attempted 20 3-pointers in a game: Never

Made a 3-pointer in 10 straight games: Reed Sheppard (14), 11/24/23-1/27/24

Made a 3-pointer in 15 straight games: Antonio Reeves (24), 2/7/23-1/6/24

Made a 3-pointer in 20 straight games: Antonio Reeves (24), 2/7/23-1/6/24

Made a 3-pointer in 30 straight games: Jamal Murray (36), 11/13/15-3/19/16

Made two 3-pointers in 10 straight games: Jamal Murray (17), 1/23/16-3/17/16

Made three 3-pointers in 10 straight games: Gerald Fitch (20), 1/14/03-3/23/03

Made three 3-pointers in 15 straight games: Gerald Fitch (20), 1/14/03-3/23/03

Made three 3-pointers in 20 straight games: Gerald Fitch (20), 1/14/03-3/23/03

Made three 3-pointers in 25 straight games: Keith Bogans (29), 3/14/02-2/26/03

FREE THROWS

Made 8 FT in a game: Antonio Reeves (9), vs. MISSISSIPPI STATE, 1/17/24

Made 9 FT in a game: Antonio Reeves (9), vs. MISSISSIPPI STATE, 1/17/24

Made 10 FT in a game: Antonio Reeves (11) at Arkansas, 3/4/23

Made 11 FT in a game: Antonio Reeves (11) at Arkansas, 3/4/23

Made 12 FT in a game: Oscar Tshiebwe (13) vs. GEORGIA, 1/17/23

Made 13 FT in a game: Oscar Tshiebwe (13) vs. GEORGIA, 1/17/23

Made 14 FT in a game: Olivier Sarr (14) vs. VANDERBILT, 1/5/21

Made 15 FT in a game: Rodrick Rhodes (16) vs. Ole Miss, 1/18/95

Made 16 FT in a game: Rodrick Rhodes (16) vs. Ole Miss, 1/18/95

Made 17 FT in a game: Dwight Anderson (18) vs. MISSISSIPPI STATE, 2/12/79

Made 18 FT in a game: Dwight Anderson (18) vs. MISSISSIPPI STATE, 2/12/79

Made 19 FT in a game: Never

Attempted 10 FT in a game: Rob Dillingham (10) vs. MISSOURI, 1/9/24

Attempted 15 FT in a game: Oscar Tshiebwe (15) vs. VANDERBILT, 3/1/23

Attempted 20 FT in a game: PJ Washington (20) vs. Kansas State, 3/22/18

Attempted 25 FT in a game: Never

Made 20 Straight FT: Antonio Reeves (23), 1/14/23-2/7/23

Made 30 Straight FT: Tyler Herro (38), 2/16/19-3/29/19

REBOUNDS

15 Rebs: Oscar Tshiebwe (18) vs. Kansas State, 3/19/23

20 Rebs: Oscar Tshiebwe (25) vs. Providence, 3/17/23

25 Rebs: Oscar Tshiebwe (25) vs. Providence, 3/17/23

26 Rebs: Oscar Tshiebwe (28) vs. WESTERN KENTUCKY, 12/22/21

27 Rebs: Oscar Tshiebwe (28) vs. WESTERN KENTUCKY, 12/22/21

28 Rebs: Oscar Tshiebwe (28) vs. WESTERN KENTUCKY, 12/22/21

30 Rebs: Cotton Nash (30) vs. OLE MISS, 2/8/64

34 Rebs: Bob Burrow (34) vs. TEMPLE, 12/10/55

35 Rebs: Never

20+ Rebs in two consecutive games: Oscar Tshiebwe (2), 12/22/21-12/29/21

10+ Rebs in three consecutive games: Tre Mitchell (5), 12/21/23-1/13/24

10+ Rebs in four consecutive games: Tre Mitchell (5), 12/21/23-1/13/24

10+ Rebs in five consecutive games: Tre Mitchell (5), 12/21/23-1/13/24



THE LAST TIME UK ...

10+ rebs in 10 consecutive games: Oscar Tshiebwe (22), 1/4/22-11/15/22
10+ rebs in 15 consecutive games: Oscar Tshiebwe (22), 1/4/22-11/15/22
10+ rebs in 20 consecutive games: Oscar Tshiebwe (22), 1/4/22-11/15/22
10+ rebs in 25 consecutive games: Never
Two players had 10 rebounds: Tre Mitchell (13), Ugonna Onyenso (10) at Texas A&M, 1/13/24
Three players had 10 rebounds: Oscar Tshiebwe (15), Jacob Toppin (10), Ugonna Onyenso (10) vs. NORTH FLORIDA, 11/23/22

ASSISTS

6 assists: D.J. Wagner (10) vs. GEORGIA, 1/20/24
7 assists: D.J. Wagner (10) vs. GEORGIA, 1/20/24
8 assists: D.J. Wagner (10) vs. GEORGIA, 1/20/24
9 assists: D.J. Wagner (10) vs. GEORGIA, 1/20/24
10 assists: D.J. Wagner (10) vs. GEORGIA, 1/20/24
11 assists: Reed Sheppard (11) at Louisville, 12/21/23
12 assists: TyTy Washington Jr. (17) vs. GEORGIA, 1/8/22
13 assists: TyTy Washington Jr. (17) vs. GEORGIA, 1/8/22
14 assists: TyTy Washington Jr. (17) vs. GEORGIA, 1/8/22
15 assists: TyTy Washington Jr. (17) vs. GEORGIA, 1/8/22
16 assists: TyTy Washington Jr. (17) vs. GEORGIA, 1/8/22
17 assists: TyTy Washington Jr. (17) vs. GEORGIA, 1/8/22
18 assists: Never
5+ assists in four consecutive games: Rob Dillingham (4), 11/17/23-11/28/23
8+ assists in two consecutive games: Rob Dillingham (2), 11/24/23-11/28/23

BLOCKS

4 blocks: Ugonna Onyenso (4) vs. MISSISSIPPI STATE, 1/17/24
5 blocks: Ugonna Onyenso (5) at Texas A&M, 1/13/24
6 blocks: Isaiah Jackson (7) vs. ALABAMA, 1/12/21
7 blocks: Isaiah Jackson (7) vs. ALABAMA, 1/12/21
8 blocks: Isaiah Jackson (8) vs. Kansas, 12/1/20
9 blocks: Willie Cauley-Stein (9) vs. BOISE STATE, 12/10/13
10 blocks: Nerlens Noel (12) at Ole Miss, 1/29/13
11 blocks: Nerlens Noel (12) at Ole Miss, 1/29/13
12 blocks: Nerlens Noel (12) at Ole Miss, 1/29/13
13 blocks: Never

STEALS

4 steals: Reed Sheppard (4) at Arkansas, 1/27/24
5 steals: Reed Sheppard (5) vs. SAINT JOSEPH'S, 11/20/23
6 steals: Cason Wallace (8) vs. Michigan State, 11/15/22
7 steals: Cason Wallace (8) vs. Michigan State, 11/15/22
8 steals: Cason Wallace (8) vs. Michigan State, 11/15/22
9 steals: Never
3+ steals in five consecutive games: Ashton Hagans (7), 12/22/18 - 1/19/19
3+ steals in 10 consecutive games: Never

MINUTES

Played every minute: Antonio Reeves (40) at Arkansas, 3/4/23
Played 40+ minutes: Tre Mitchell (44) at Texas A&M, 1/13/24
Played more than 50 minutes: Patrick Patterson (50) vs. VANDERBILT, 1/12/08

FOULS

Fouled out: Justin Edwards vs. GEORGIA, 1/20/24
Two players fouled out: Jacob Toppin and Cason Wallace vs. Kansas State, 3/19/23
Three players fouled out: Terrence Clarke, Isaiah Jackson, Olivier Sarr, Lance Ware vs. North Carolina, 12/19/20
Four players fouled out: Terrence Clarke, Isaiah Jackson, Olivier Sarr, Lance Ware vs. North Carolina, 12/19/20
Technical foul: John Calipari and Zvonimir Ivisic vs. GEORGIA, 1/20/24

TEAM

WINS/LOSSES

Won 10 straight games: 10, 1/8/19-2/9/19
Won 20 straight games: 38, 11/14/14-3/28/15
Won 30 straight games: 38, 11/14/14-3/28/15
Won 40 straight games: Never
Lost consecutive games: 2, 2/7/23-2/11/23
Lost three straight games: 4, 1/26/21-2/9/21
Lost four straight games: 4, 1/26/21-2/9/21
Lost five straight games: 6, 11/29/20-12/26/20
Lost six straight games: 6, 11/29/20-12/26/20
Lost 10 straight games: Never

STARTS

Started four freshmen: Devin Askew, Brandon Boston Jr., Terrence Clarke, Isaiah Jackson vs. Georgia Tech, 12/6/20
Started five freshmen: Hamidou Diallo, Shai Gilgeous-Alexander, Kevin Knox, Nick Richards, PJ Washington vs. Kansas State, 3/22/17

SCORING

Scored 90 or more points: 105 vs. GEORGIA, 1/20/24 (W, 105-96)
Scored 90 or more points (SEC game): 105 vs. GEORGIA, 1/20/24 (W, 105-96)
Scored 100 or more points: 105 vs. GEORGIA, 1/20/24 (W, 105-96)
Scored 100 or more points (SEC game): 105 vs. GEORGIA, 1/20/24 (W, 105-96)
Scored 110 or more points: 118 vs. MARSHALL, 11/24/23 (W, 118-82)
Scored 110 or more points (SEC game): 110 vs. AUBURN, 2/21/15 (W, 110-75)
Scored 120 or more points: 120 at Vanderbilt, 2/7/96 (W, 120-81)
Scored 120 or more points (SEC game): 120 at Vanderbilt, 2/7/96 (W, 120-81)
Scored 130 or more points: 143 vs. Georgia, 2/27/56 (W, 143-66)
Scored 140 or more points: 143 vs. Georgia, 2/27/56 (W, 143-66)
Scored 150 or more points: Never
Scored less than 50 points: 48 vs. Vanderbilt, 3/15/13 (L, 64-48)
Scored 90 points in two consecutive games: vs. CLEVELAND STATE (11/23/16), vs. UT MARTIN (11/25/16), vs. Arizona State (11/28/16)
Scored 100 points in three consecutive games: vs. CLEVELAND STATE (11/23/16), vs. UT MARTIN (11/25/16), vs. Arizona State (11/28/16)
Scored 100 points in consecutive SEC games: 2/27/56 - 3/3/56

SHOOTING PERCENTAGES

Shot 70% or better from the field: .722 (39-54) vs. MISSISSIPPI STATE, 2/15/86
Shot 65% or better from the field: .679 (38-56) vs. TENNESSEE, 1/15/22
Shot 30% or less from the field: .288 (21-73) at Alabama (1/7/23)
Allowed 50% shooting: .500 (31-62) vs. GEORGIA, 1/20/24
Allowed 60% shooting: .627 (32-51) ARKANSAS, 2/7/23
Allowed 30% or less shooting: .281 (18-64) at Alabama, 2/5/22
Allowed 20% or less shooting: .197 (12-61) vs. MONTANA STATE, 11/23/14

FREE THROWS

Shot 90% or better from FT line: .900 (9-10) vs. A&M-COMMERCE, 11/10/23
Shot 100% from FT Line: 10-10 vs. FLORIDA, 2/22/20
Shot 50% or less from FT line: .500 (5-10) vs. Penn, 12/9/23
Attempted 40 FT: 41 (27-41) vs. TENNESSEE STATE, 11/23/18
Attempted five or less FT: 2 (1-2) at Vanderbilt, 1/24/23
Made 30 FT: 31 (31-36) vs. MISSISSIPPI STATE, 2/4/20

3-POINTERS

Hit 0 3-pointers: 0 (0-10) vs. RICHMOND, 11/29/20
Hit 10 3-pointers: 14 (14-25) vs. GEORGIA, 1/20/24
Hit 11 3-pointers: 14 (14-25) vs. GEORGIA, 1/20/24
Hit 12 3-pointers: 14 (14-25) vs. GEORGIA, 1/20/24
Hit 13 3-pointers: 14 (14-25) vs. GEORGIA, 1/20/24
Hit 14 3-pointers: 14 (14-25) vs. GEORGIA, 1/20/24
Hit 15 3-pointers: 15 (15-39) at Texas A&M, 1/13/24
Hit 16 3-pointers: 16 (16-27) vs. MARSHALL, 11/24/23
Hit 17 3-pointers: 17 (17-32) vs. STONEHILL, 11/17/23
Hit 18 3-pointers: 20 (20-35) vs. LSU, 3/4/95
Hit 19 3-pointers: 20 (20-35) vs. LSU, 3/4/95
Hit 20 3-pointers: 20 (20-35) vs. LSU, 3/4/95
Hit 21 3-pointers: 21 (21-48) vs. North Carolina, 12/27/89
Hit 22 3-pointers: Never

SCORING MARGINS

Won game by 50 points or more: 58 vs. MONTANA STATE (W, 86-28), 11/23/14
Won game by 60 points or more: 62 vs. VANDERBILT (W, 106-44), 3/5/03
Won game by 70 points or more: 74 vs. UT MARTIN (W, 124-50), 11/26/94
Lost game by 20 points or more: 26 at ALABAMA (L, 78-52), 1/7/23
Lost game by 30 points or more: 34 vs. Duke (L, 118-84), 11/6/18
Lost game by 40 points or more: 41 at Vanderbilt (L, 93-52), 2/12/08
Lost game by 50 points or more: 55 at Kansas (L, 150-95), 12/9/89
Lost game by 60 points or more: 70 at Central (L, 87-17), 1/28/1910
Lost game by 70 points or more: 70 at Central (L, 87-17), 1/28/1910
Game decided by one point: vs. Mississippi State, 3/11/21 (L, 74-73)
Game decided by two or fewer points: at Florida, 1/6/24 (W,

87-85)
Game decided by three or fewer points: at Florida, 1/6/24 (W, 87-85)
Two consecutive games decided by one point: vs. NORTH CAROLINA (W, 73-72), 12/3/11; at Indiana (L, 73-72), 12/10/11
Three consecutive games decided by one point: Never
Two consecutive games decided by two or fewer points: Arkansas (L, 81-80), 2/9/21; Auburn (W, 82-80), 2/13/21
Three consecutive games decided by three or fewer points: at Auburn (L, 99-97 OT), 2/11/74, vs. TENNESSEE (W, 61-58), 2/16/74 and at Ole Miss (L, 61-60), 2/18/74

COMEBACKS

Came back from 10-point deficit for win: 63-57 at Arkansas (1/27/24); Trailed by 10 at 14-4 (9:32 in 1st)
Came back from 11-point deficit for win: 87-85 at Florida (1/6/24); Trailed by 11 at 42-31 (2:10 in 1st)
Came back from 12-point deficit for win: 81-61 vs. A&M-COMMERCE (11/10/23); Trailed by 13 at 19-6 (13:28 in 1st)
Came back from 13-point deficit for win: 81-61 vs. A&M-COMMERCE (11/10/23); Trailed by 13 at 19-6 (13:28 in 1st)
Came back from 14-point deficit for win: 71-70 at Florida (3/7/20); Trailed by 18 at 59-41 (11:48 in 2nd)
Came back from 15-point deficit for win: 71-70 at Florida (3/7/20); Trailed by 18 at 59-41 (11:48 in 2nd)
Came back from 16-point deficit for win: 71-70 at Florida (3/7/20); Trailed by 18 at 59-41 (11:48 in 2nd)
Came back from 17-point deficit for win: 71-70 at Florida (3/7/20); Trailed by 18 at 59-41 (11:48 in 2nd)
Came back from 18-point deficit for win: 71-70 at Florida (3/7/20); Trailed by 18 at 59-41 (11:48 in 2nd)
Came back from 19-point deficit for win: 73-67 vs. Vanderbilt (2/28/17); Trailed by 19 at 25-6 (8:03 in 1st)
Came back from 20-point deficit for win: 82-79 at Vanderbilt (2/22/97); Trailed by 22 at 40-18 (3:51 in 1st)
Came back from 30-point deficit for win: 99-95 at LSU (2/15/94); Trailed by 31 at 68-37 (15:34 in 2nd)
Came back from 31-point deficit for win: 99-95 at LSU (2/15/94); Trailed by 31 at 68-37 (15:34 in 2nd)

REBOUNDS

Pulled down 50 rebounds: 50 (18-32) vs. NORTH FLORIDA, 11/23/22
Pulled down 55 rebounds: 59 (20-39) vs. Arizona State, 11/28/16
Pulled down 60 rebounds: 62 (19-43) vs. Morehead State, 12/16/95

OVERTIME GAMES

Played an overtime game: at Texas A&M, 1/13/24 (L, 97-92 OT)
Won an overtime game: SAINT JOSEPH'S, 11/20/23 (W, 96-88 OT)
Lost an overtime game: at Texas A&M, 1/13/24 (L, 97-92 OT)
Played an SEC overtime game: MISSISSIPPI STATE, 1/25/22 (W, 82-74 OT)
Won an SEC overtime game: MISSISSIPPI STATE, 1/25/22 (W, 82-74 OT)
Lost an SEC overtime game: at Texas A&M, 1/13/24 (L, 97-92 OT)
Played an overtime game in SEC Tournament: vs. Texas A&M, 3/13/16 (W, 82-77 OT)
Won an overtime game in SEC Tournament: vs. Texas A&M, 3/13/16 (W, 82-77 OT)
Played an overtime game in NCAA Tournament: vs. Saint Peter's, 3/17/22 (L, 85-79 OT)
Won an overtime game in NCAA Tournament: vs. St. Bonaventure, 3/16/00 (W, 85-80 2OT)
Lost an overtime game in NCAA Tournament: vs. Saint Peter's, 3/17/22 (L, 85-79 OT)
Played two overtimes: vs. Michigan State, 11/15/22 (L, 86-77 2OT)
Played three overtimes: vs. TEMPLE 12/7/57 (W, 85-83)
Played four or more overtimes: Never
Played two consecutive overtime games: 1/6/15 vs. OLE MISS (W, 89-86) and 1/10/15 at Texas A&M (70-64)
Played three consecutive overtime games: Never



THE LAST TIME A UK OPPONENT ...

INDIVIDUALS

SCORING

Scored 25 points: Jabri Abdur-Rahim (34), GEORGIA, 1/20/24
Scored 30 points: Jabri Abdur-Rahim (34), GEORGIA, 1/20/24
Scored 35 points: Bubba Parham (35), VMI, 11/21/18
Scored 40 points: Elston Turner (40), TEXAS A&M, 1/12/13
Scored 45 points: David Robinson (45), Navy, 1/25/87
Scored 50 points: Austin Carr (50), Notre Dame, 12/29/79
Scored 60 points: Pete Maravich (64), LSU, 2/21/70
Scored 65 points: Never
Two players had 20 points: Jabri Abdur-Rahim (34), Silas Demary Jr. (22) vs. GEORGIA, 1/20/24
Three players had 20 points: Rasir Bolton (24), Drew Timme (22) and Julian Strawther (20), at Gonzaga, 11/20/22
Two players had 30 points: Ronnie Henderson (36) and Claren Ceasar (32), LSU, 2/15/94
Five players scored in double figures: ARKANSAS, 2/7/23

FIELD GOALS

Made 15 FG in a game: David Robinson (17), NAVY, 1/25/87
Made 16 FG in a game: David Robinson (17), NAVY, 1/25/87
Made 17 FG in a game: David Robinson (17), NAVY, 1/25/87
Made 18 FG in a game: Steve Downing (19), Indiana, 12/11/71
Made 19 FG in a game: Steve Downing (19), Indiana, 12/11/71
Made 20 FG in a game: Johnny Neumann (20), Ole Miss, 1/2/71
Made 21 FG in a game: Austin Carr (21), Notre Dame, 12/29/70
Made 22 FG in a game: Austin Carr (22), Notre Dame, 3/12/70
Made 23 FG in a game: Pete Maravich (23), LSU, 2/21/70
Made 24 FG in a game: Never
Attempted 17 FG in a game: Tramon Mark (17), at Arkansas, 1/27/24
Attempted 18 FG in a game: Wade Taylor IV (24), Tyrece Radford (22) at Texas A&M, 1/13/24
Attempted 19 FG in a game: Wade Taylor IV (24), Tyrece Radford (22) at Texas A&M, 1/13/24
Attempted 20 FG in a game: Wade Taylor IV (24), Tyrece Radford (22) at Texas A&M, 1/13/24
Attempted 25 FG in a game: JD Notae (26), Arkansas, 2/26/22
Attempted 30 FG in a game: Freeman Williams (40), Portland State, 12/16/17
Attempted 35 FG in a game: Freeman Williams (40), PORTLAND STATE, 12/16/77
Attempted 40 FG in a game: Freeman Williams (40), PORTLAND STATE, 12/16/77
Attempted 45 FG in a game: Johnny Neumann (50), Ole Miss, 1/2/71
Attempted 50 FG in a game: Johnny Neumann (50), Ole Miss, 1/2/71
Attempted 53 FG in a game: Pete Maravich (53), LSU, 2/22/69
Attempted 54 FG in a game: Never

3-POINTERS

Made 5 3-pointers in a game: Jabri Abdur-Rahim (7), vs. GEORGIA, 1/20/24
Made 6 3-pointers in a game: Jabri Abdur-Rahim (7), vs. GEORGIA, 1/20/24
Made 7 3-pointers in a game: Jabri Abdur-Rahim (7), vs. GEORGIA, 1/20/24
Made 8 3-pointers in a game: Bubba Parham (10), VMI, 11/18/18
Made 9 3-pointers in a game: Bubba Parham (10), VMI, 11/18/18
Made 10 3-pointers in a game: Bubba Parham (10), VMI, 11/18/18
Made 11 3-pointers in a game: Corey Allmond (11), Sam Houston State, 11/19/2009
Made 12 3-pointers in a game: Never
Attempted 10 3-pointers in a game: Jabri Abdur-Rahim (14), vs. GEORGIA, 1/20/24
Attempted 15 3-pointers in a game: Bubba Parham (16), VMI, 11/18/18
Attempted 16 3-pointers in a game: Bubba Parham (16), VMI, 11/18/18
Attempted 17 3-pointers in a game: Chris Jackson (17), LSU, 2/15/90
Attempted 18 3-pointers in a game: Jeff Boschee (18), Kansas, 3/14/99
Attempted 19 3-pointers in a game: Never

FREE THROWS

Made 10 FT in a game: Jabri Abdur-Rahim (11), Silas Demary Jr. (10), vs. GEORGIA, 1/20/24
Made 11 FT in a game: Jabri Abdur-Rahim (11), vs. GEORGIA, 1/20/24
Made 12 FT in a game: Xavier Pinson (12), LSU, 2/23/22

Made 13 FT in a game: Samir Doughty (14), Auburn, 2/1/20
Made 14 FT in a game: Samir Doughty (14), Auburn, 2/1/20
Made 15 FT in a game: Brenton Williams (15), South Carolina, 3/1/14
Made 16 FT in a game: Dan Cross (16), FLORIDA, 2/18/95
Made 17 FT in a game: John Mengelt (17), AUBURN, 3/2/70
Made 18 FT in a game: Pete Maravich (18), LSU, 2/21/70
Made 19 FT in a game: Never
Attempted 15 FT in a game: Samir Doughty (15), Auburn, 2/1/20
Attempted 20 FT in a game: Harding McCaleb (25), Louisville, 2/22/1916
Attempted 25 FT in a game: Harding McCaleb (25), Louisville, 2/22/1916
Attempted 26 FT in a game: Never

REBOUNDS

15 Rebs: Myles Foster (15), vs. ILLINOIS STATE, 12/29/23
16 Rebs: Hunter Dickinson (21), vs. Kansas, 11/14/23
17 Rebs: Hunter Dickinson (21), vs. Kansas, 11/14/23
18 Rebs: Hunter Dickinson (21), vs. Kansas, 11/14/23
19 Rebs: Hunter Dickinson (21), vs. Kansas, 11/14/23
20 Rebs: Hunter Dickinson (21), vs. Kansas, 11/14/23
25 Rebs: Leon Douglas (25), ALABAMA, 1/20/75
30 Rebs: Kenneth Stanley (30), SOUTHERN CAL, 12/4/61
31 Rebs: Never
Two players had 10 rebounds: Hunter Dickinson (21) and Kevin McCullar Jr. (10), vs. Kansas, 11/14/23
Three players had 10 rebounds: Craig Victor II (12), Tim Quarterman (10), Ben Simmons (10), LSU, 1/5/16

ASSISTS

10 assists: Kevin McCullar Jr. (10), vs. Kansas, 11/14/23
11 assists: Dwyane Wade (11), Marquette, 3/29/03
12 assists: Edgar Padilla (12), UMass, 3/30/96
13 assists: Billy McCaffrey (14), Vanderbilt, 1/13/93
14 assists: Billy McCaffrey (14), Vanderbilt, 1/13/93
15 assists: Eric Richardson (15), Alabama, 2/4/84
16 assists: Never

BLOCKS

5 blocks: Makhel Mitchell (5), ARKANSAS, 2/7/23
6 blocks: Jamarion Sharp (7), WESTERN KENTUCKY, 12/22/21
7 blocks: Jamarion Sharp (7), WESTERN KENTUCKY, 12/22/21
8 blocks: Jarvis Varnado (10), Mississippi State, 1/15/08
9 blocks: Jarvis Varnado (10), Mississippi State, 1/15/08
10 blocks: Jarvis Varnado (10), Mississippi State, 1/15/08
11 blocks: Samaki Walker (11), Louisville, 1/1/95
12 blocks: Never

STEALS

5 steals: Andersson Garcia (5), at Texas A&M, 1/13/24
6 steals: Mark Sears (6), at Alabama, 1/7/23
7 steals: Ben Simmons (7), LSU, 3/5/16
8 steals: Never

TRIPLE-DOUBLE

Had a triple-double: Kevin McCullar Jr. 12 points, 10 rebounds, 10 assists, vs. Kansas, 11/14/23

TEAM

SCORING

Scored 90 or more points: 96, vs. GEORGIA, 1/20/24 (W, 105-96)
Scored 90 or more points (SEC game): 96, vs. GEORGIA, 1/20/24 (W, 105-96)
Scored 100 or more points: 118, Duke, 11/6/18 (L, 118-84)
Scored 100 or more points (SEC game): 101, Arkansas, 2/10/93 (L, 101-94)
Scored 110 or more points: 118, Duke, 11/6/18 (L, 118-84)
Scored 110 or more points (SEC game): 110, Vanderbilt, 3/4/67 (L, 110-94)
Scored 120 or more points: 121, North Carolina, 12/27/89 (L, 121-110)
Scored 120 or more points (SEC game): Never
Scored 130 or more points: 150, Kansas, 12/9/89 (L, 150-95)
Scored 140 or more points: 150, Kansas, 12/9/89 (L, 150-95)
Scored 150 or more points: 150, Kansas, 12/9/89 (L, 150-95)
Scored 160 or more points: Never
Scored less than 50 points: 46, NEW MEXICO STATE, 11/6/23 (W, 86-46)
Scored less than 50 points (SEC game): 48, SOUTH CAROLINA, 2/5/19 (W, 76-48)
Scored less than 40 points: 39, West Virginia, 3/26/15 (W, 78-39)

Scored less than 40 points (SEC game): 37, MISSOURI, 1/13/15 (W, 86-37)
Scored less than 30 points: 28, MONTANA STATE, 11/23/14 (W, 86-28)
Scored less than 30 points (SEC game): 26, GEORGIA TECH, 1/28/46 (W, 86-37)
Scored less than 20 points: 18, WESTERN ONTARIO, 12/10/49 (W, 90-21)
Scored less than 20 points (SEC game): 18, ALABAMA, 2/10/40 (W, 46-18)
Scored less than 10 points: 9, Tulane, 12/21/34 (W, 39-9)
Scored less than 10 points (SEC game): Never

SHOOTING PERCENTAGES

Shot 70% from the field: Never
Shot 60% from the field: .627 (32-51), ARKANSAS, 2/7/23
Shot 50% from the field: .500 (31-62), vs. GEORGIA, 1/20/24
Shot 30% or less from the field: .281 (18-64) at Alabama, 2/5/22
Shot 20% or less from the field: .197 (12-61), MONTANA STATE, 11/23/14
Shot 10% or less from the field: Never (shooting percentages not recorded prior to 1947)

3-Pointers

Made 10 or more 3-pointers: 11 (11-24), at South Carolina, 1/23/24
Made 15 or more 3-pointers: 15 (15-37), SAINT JOSEPH'S, 11/20/23
Made 20 or more 3-pointers: Never
Made zero 3-pointers: 0 (0-15), Auburn, 1/19/13
Attempted 30 or more 3-pointers: 32 (12-32), at Texas A&M, 1/13/24

FREE THROWS

Shot 90% or better from FT line: 90.0 (18-20), vs. Vanderbilt, 3/10/23
Shot 100% from FT Line: 16-16, TEXAS A&M, 1/21/23
Shot 50% or less from FT line: .455 (5-11), A&M-COMMERCE, 11/10/23
Attempted 40 FT: 44 (33-44), Auburn, 2/1/20
Attempted five or less FT: 5 (5-5), NEW MEXICO STATE, 11/6/23
Made 30 FT: 33 (33-44), Auburn, 2/1/20

REBOUNDS

Pulled down 50 rebounds: 54 (25-29), at Texas A&M, 1/13/24
Pulled down 20 offensive rebounds: 25, at Texas A&M, 1/13/24



RUPP ARENA AT CENTRAL BANK CENTER

Year-by-Year Records

Season	W-L	Percentage
2023-24	10-1	.909
2022-23	14-4	.778
2021-22	18-0	1.000
2020-21	5-6	.455
2019-20	16-2	.889
2018-19	17-1	.944
2017-18	16-2	.889
2016-17	15-2	.882
2015-16	17-0	1.000
2014-15	19-0	1.000
2013-14	16-2	.889
2012-13	16-2	.889
2011-12	18-0	1.000
2010-11	15-0	1.000
2009-10	18-0	1.000
2008-09	12-6	.667
2007-08	14-4	.778
2006-07	14-2	.875
2005-06	10-5	.667
2004-05	14-1	.933
2003-04	11-2	.846
2002-03	12-1	.923
2001-02	12-3	.800
2000-01	11-1	.917
1999-2000	14-0	1.000
1998-99	12-1	.923
1997-98	9-3	.750
1996-97	12-1	.923
1995-96	13-0	1.000
1994-95	12-1	.923
1993-94	13-1	.929
1992-93	16-0	1.000
1991-92	15-2	.882
1990-91	13-0	1.000
1989-90	13-2	.867
1988-89	8-6	.571
1987-88	14-2	.875
1986-87	13-2	.867
1985-86	18-0	1.000
1984-85	11-3	.786
1983-84	16-0	1.000
1982-83	14-1	.933
1981-82	15-1	.938
1980-81	15-0	1.000
1979-80	12-3	.800
1978-79	11-4	.733
1977-78	16-0	1.000
1976-77	12-2	.857
Total	657-82	.890

Year Opened: 1976
First Game: Nov. 27, 1976
All-Time Record: 657-81 (89.0%)
Record Under Calipari: 230-22 (91.3%)
Capacity: 20,500
Record Crowd: 24,479 (1/20/10)
Longest Win Streak: 54 (11/9/10-12/1/12)
Current Win Streak: 4

Cats Rock at Rupp

The Wildcats are 657-82 (89.0%) in Rupp Arena. Among the most notable marks of dominance as the nation's toughest venue to play include:

- School record 54-game winning streak to begin the John Calipari era
- Kentucky is 354-49 (87.8%) in regular-season SEC games in Rupp
- The Wildcats set a program home record of 19 wins in 2014-15
- UK has gone undefeated at home in six of Calipari's 14 seasons
- Kentucky has a perfect mark in 14 of Rupp Arena's 46 seasons

600 Wins at Rupp in Record Time

With a victory over Fairleigh Dickinson on Dec. 7, 2019, Kentucky reached the 600-win mark at Rupp Arena faster than any other program in NCAA Division I level history. UK needed just 670 games to reach win No. 600 in Rupp Arena.

It took UCLA, which previously owned the fastest pace to 600 wins, 689 games in Pauley Pavilion. Only one other team, Kansas, achieved win No. 600 in fewer than 700 games at its home venue. The Jayhawks reached the significant win in their 699th game.

Cal Owns Longest Win Streaks in Rupp

With UK's 2011-12 season-opening victory over Marist, UK head coach John Calipari recorded his 34th consecutive win in Rupp Arena as UK's head coach. It broke former UK head coach Rick Pitino's longest streak of 33 games in the venue.

The winning streak reached as long as 54 games. Calipari didn't suffer his first loss in Rupp Arena until losing to Baylor in his fourth season, in 2012-13. The 54-game run, however, was his longest career home winning streak. He also had the second-longest streak in the arena as the Cats won 42 straight from March 4, 2014 to Nov. 25, 2016.

New Court Design in 2023-24

A new basketball court is slated to come to Rupp Arena at Central Bank Center in 2023-24. It features the UK logo at midcourt and a contrasting wood stain outline of the State of Kentucky earlier this season. The updated court design also features perimeter borders painted Kentucky Blue with the Kentucky Wordmark on each baseline, the Rupp Arena at Central Bank Center logos on the wings and the Southeastern Conference logos in the lanes.

The Cawood's Court marker memorializing legendary radio play-by-play announcer Cawood Ledford remains at midcourt in front of the broadcast table on the opposite side from the team benches, and the UK logo with "Mr. Wildcat" honoring longtime manager Bill Keightley is still in front of the UK bench.

Pack the House

Until reducing capacity for the 2019-20 season, Kentucky had led the nation in average home attendance in 20 of 24 seasons. That number included a Rupp Arena record of 24,110 in John Calipari's first season (2009-10) as head coach and averaging more than 23,000 in seven of Calipari's first 10 seasons.

Kentucky averaged 19,873 in 18 home games in 2022-23.

The Top-Ranked Team at Home

Kentucky has lost just four times at home as the Associated Press top-ranked team in the history of the program and just three times in Rupp Arena. Prior to the losses to Evansville (Nov. 12, 2019) and UCLA (Dec. 3, 2016), the other two losses came by just one point.

The Wildcats are 54-3 all-time as the AP No. 1 team in Rupp Arena since its opening in 1976. The first loss was to Auburn, 53-52, on Jan. 9, 1988.

Coach Cal in Rupp Arena

It's been downright difficult to beat Kentucky in Rupp Arena during the John Calipari era. UK is 230-22 (91.3%) in Rupp Arena under Calipari.

- Kentucky is 26-7 (78.8%) vs. Associated Press Top 25 opponents in Rupp in the Calipari era
- UK is 204-15 (93.2%) vs. AP unranked teams in Rupp under Calipari
- The Wildcats are 118-8 (93.7%) at home vs. nonconference foes under Calipari
- Calipari notched his 100th career win in Rupp Arena as Kentucky's coach with the Wildcats' 110-75 rout of Auburn on Feb. 21, 2014. It took Calipari 104 games to reach the century mark, the fastest of any UK coach

Cal is All-Time Winningest Coach in Rupp History

With a 101-70 victory over Cleveland State on Nov. 23, 2016, John Calipari passed former UK head coach Joe B. Hall for most wins in Rupp Arena. Calipari now has 230 wins inside the historic venue, more than 100 than Hall's 122 victories.

2023-24 Opponent Breakdown

New Mexico State (Nov. 6)

All-time games in Rupp Arena: 1
 UK record in Rupp vs. NMSU: 1-0
 Last time in Rupp Arena: UK, 86-46 (11/6/23)

Texas A&M-Commerce (Nov. 10)

All-time games in Rupp Arena: 1
 UK record in Rupp vs. TAMUC: 1-0
 Last time in Rupp Arena: UK, 81-61 (11/10/23)

Stonehill (Nov. 17)

All-time games in Rupp Arena: 1
 UK record in Rupp vs. SC: 1-0
 Last time in Rupp Arena: UK, 101-67 (11/17/23)

Saint Joseph's (Nov. 20)

All-time games in Rupp Arena: 1
 UK record in Rupp vs. SJU: 1-0
 Last time in Rupp Arena: UK, 96-88^{OT} (11/20/23)

Marshall (Nov. 24)

All-time games in Rupp Arena: 5
 UK record in Rupp vs. MU: 5-0
 Last time in Rupp Arena: UK, 118-82 (11/24/23)

Miami (Nov. 28)

All-time games in Rupp Arena: 3
 UK record in Rupp vs. UM: 2-1
 Last time in Rupp Arena: UK, 95-73 (11/28/23)

UNC Wilmington (Dec. 2)

All-time games in Rupp Arena: 1
 UK record in Rupp vs. UNCW: 0-1
 Last time in Rupp Arena: UNCW, 80-73 (12/2/23)

Illinois State (Dec. 29)

All-time games in Rupp Arena: 2
 UK record in Rupp vs. ISU: 2-0
 Last time in Rupp Arena: UK, 90-76 (12/29/23)

Missouri (Jan. 9)

All-time games in Rupp Arena: 6
 UK record in Rupp vs. MU: 7-0
 Last time in Rupp Arena: UK, 90-77 (1/9/24)

Mississippi State (Jan. 17)

All-time games in Rupp Arena: 33
 UK record in Rupp vs. MSU: 31-2
 Last time in Rupp Arena: UK, 90-77 (1/17/24)

Georgia (Jan. 20)

All-time games in Rupp Arena: 44
 UK record in Rupp vs. UGA: 40-4
 Last time in Rupp Arena: UK, 105-96 (1/20/24)

Florida (Jan. 31)

All-time games in Rupp Arena: 47
 UK record in Rupp vs. UF: 38-9
 Last time in Rupp Arena: UK, 72-67 (2/4/23)

Tennessee (Feb. 3)

All-time games in Rupp Arena: 47
 UK record in Rupp vs. UT: 40-7
 Last time in Rupp Arena: UK, 66-54 (2/18/23)

Gonzaga (Feb. 10)

All-time games in Rupp Arena: 0
 UK record in Rupp vs. GU: 0-0
 Last time in Rupp Arena: n/a

Ole Miss (Feb. 13)

All-time games in Rupp Arena: 33
 UK record in Rupp vs. OM: 32-1
 Last time in Rupp Arena: UK, 83-72 (3/1/22)

Alabama (Feb. 24)

All-time games in Rupp Arena: 34
 UK record in Rupp vs. UA: 28-6
 Last time in Rupp Arena: UK, 90-81 (2/23/22)

Arkansas (March 2)

All-time games in Rupp Arena: 18
 UK record in Rupp vs. UA: 13-5
 Last time in Rupp Arena: UA, 88-73 (2/7/23)

Vanderbilt (March 6)

All-time games in Rupp Arena: 45
 UK record in Rupp vs. VU: 42-3
 Last time in Rupp Arena: VU, 68-66 (3/1/23)



COACH CALIPARI

Calipari Reaches 800 Career Victories in 2021-22; 400 Wins at Kentucky in 2023-24

With Kentucky's overtime win over Mississippi State on Jan. 25, 2022, John Calipari reached 800 on-court wins. At the time he was one of just 22 coaches, regardless of NCAA level of classification, to reach that barrier. Only 14 coaches have done it with at least 10 seasons at the Division I level.

Calipari became the fourth-fastest coach to 800 on-court wins ever at 1,037 games. Only Adolph Rupp (972 games), Roy Williams (1,012 games) and Dean Smith (1,029 games) did it faster. At Kentucky, Calipari owns the second-most wins in program history, trailing only the legendary Adolph Rupp, who led the Wildcats for 41 seasons and spanned 1,066 games.

Although Calipari is still climbing the charts, he is doing it nearly as fast as anyone else in NCAA history. When he defeated Mississippi State on Jan. 17, 2024, Calipari became the third-fastest active head coach to 400 wins at a single program, trailing only Bill Self (Kansas - 484 games) and Mark Few (Gonzaga - 499 games). Calipari needed just 516 games to reach the 400-win plateau, and in Division I history he reached that milestone in the eighth-fewest games. Rupp in just 477 games was the fastest to achieve the feat.

Coaching On-Court Win Totals at the Division I Level through games on Jan. 27, 2024:

1. Mike Krzyzewski - 1,202

7. Adolph Rupp - 876

8. Bob Huggins - 863

9. John Calipari - 847 (*active*)

Rick Pitino - 847 (*active*)

Calipari Ahead of the Pack at Kentucky

Through 14 seasons at Kentucky, John Calipari's time in Lexington has been every bit as successful -- and more -- as fans hoped it would when he agreed to become the head coach at Kentucky in the spring of 2009.

By just about every measure, he is the most successful coach in college basketball during the last decade-plus. Among schools who have been to at least two Final Fours since 2009-10, Calipari ranks:

- First in NCAA Tournament wins (32)
- First in Final Four appearances (four)
- First in Elite Eight appearances (seven)
- First in Sweet Sixteen appearances (eight)
- Second in league tournament titles (six)
- Third in regular-season conference titles (six)
- Third in NCAA titles (one)

First-Ballot Hall of Famer

Kentucky men's basketball coach John Calipari joined basketball's fraternity of legends in September 2015 after being elected to the Naismith Memorial Basketball Hall of Fame on the first ballot.

Calipari joined an elite group of basketball players and coaches in the Naismith Hall of Fame, considered to be one of the ultimate honors in the sport. The Class of 2015 included Calipari, Dick Bevetta, Wildcat Louie Dampier, Lindsay Gaze, Tom Heinsnon, John Isaacs, Spencer Haywood, Lisa Leslie, Dikembe Mutombo, George Raveling and Jojo White.

Calipari was inducted in Springfield, Massachusetts. Nearly 70 former players joined him on stage during his acceptance speech.

Calipari Receives Jefferson Award

Kentucky men's basketball head coach John Calipari received the Jefferson Award for Outstanding Public Service in Sports by Multiplying Good on Nov. 2, 2022. For more than 50 years, Multiplying Good has honored those who put others first. Those receiving the Jefferson Award are empowered to do more, while their stories of extraordinary public service inspire others to action. It is an award that underscores impact.

- Founded over 50 years ago by Jackie Kennedy Onassis, Sen. Bob Taft Jr., and Sam Beard, Multiplying Good is the world's most foremost and highly celebrated organization focused on and honoring public service
- Other recipients of the Jefferson Award include Arthur Ashe, Tom Brokaw, Larry Fitzgerald, Betty Ford, John Glenn, Bob Hope, Steve Jobs, Shaquille O'Neal, General Colin Powell, John D. Rockefeller and Oprah Winfrey
- Calipari is the first men's college basketball coach to receive the honor

Coach Cal Immortalized at UMass, Clarion, Conference USA

John Calipari's Hall of Fame rise began at UMass, and the school honored his program's breakthrough in the 1990s by unveiling a statue of Calipari on the Amherst campus in September 2021. Calipari was one of four icons synonymous with UMass basketball to earn the honor. Calipari's statue was unveiled next to Marcus Camby, Julius Erving and the late Jack Leaman outside the Mullins Center.

At UMass, Calipari led the Minutemen to a 193-71 on-court record in his eight seasons as head coach from 1989-96. His .731 career winning percentage remains the best in school history, and he ranks second all-time at UMass in victories with 193. Calipari led UMass to

five straight NCAA Tournament appearances from 1992 to 1996 after UMass had gone to the NAAs only once in the first 81 years of the program. His Minutemen made the Atlantic 10's first and only Final Four appearance during the 1996 season, during which they went 35-2 overall and spent 10 weeks ranked No. 1 in the nation. Following the 1996 season, Calipari was named National Coach of the Year by the National Association of Basketball Coaches, The Sporting News and Naismith.

Not only did John Calipari have a statue erected in his honor, the court at Clarion -- Calipari's alma mater -- is now named after the Hall of Famer. The court in Tippin Gymnasium was officially renamed the John V. Calipari Court in September 2021 and will be known as Coach Cal Court.

Like many coaches, Calipari began his career in basketball on the court as a player. He was a star high school basketball player at Moon High School in Western Pennsylvania under another Clarion graduate Joe Sacco. Calipari started his college playing career at UNC Wilmington before transferring to Clarion in 1981, helping the Golden Eagles reach their first NCAA Division II Tournament in program history that year.

In the summer of 2022, Calipari was enshrined into the Conference USA Hall of Fame. Calipari is being honored by the league for his impressive tenure as head men's basketball coach at the University of Memphis, where he coached from the 2000-01 season through 2008-09. Calipari led the Tigers to the 2008 NCAA title game, including 38 wins that season, making him the winningest coach for a single season in NCAA history. As a result, he earned his second Naismith National Coach of the Year honor, becoming only the second coach to earn the honor multiple times since its inception in 1987. He was also C-USA Coach of the Year that season.

Calipari, the 2009 Sports Illustrated National Coach of the Year, led the Tigers to nine straight 20-win campaigns and nine consecutive postseason appearances, the only Memphis coach to do that. He posted 252 on-court wins -- 28.0 wins per season -- as the Tigers' head coach, making him the winningest coach in school history. From 2006-08, the Tigers won 104 games, making Calipari the winningest head coach in NCAA Division I history in a three-year span.

Calipari Named Coach of the Decade

Underscored by more victories than any other coach or program in his first 10 seasons at the helm at Kentucky, more Final Four appearances, a record number of NBA Draft picks, and the 2012 national championship, John Calipari was named the College Basketball Coach of the Decade by Sporting News in January 2020.

In a piece penned by national writer Mike DeCourcy, Sporting News credited Calipari for changing the college basketball landscape. Detailing Calipari's success -- what DeCourcy described as a "college basketball revolution" -- DeCourcy wrote that "no one defined the 2010s in the same way as Calipari ... nor achieved the same degree of consistent success."

In an era where kids can enter the NBA Draft at 19 years old, Calipari masterfully balances the priority of players' long-term professional dreams with individual and team development, leading to on-court success that no other team has matched.

Calipari Unrivaled in Conference

John Calipari has won 16 league regular-season championships (including six Southeastern Conference titles) seven more than the next-closest coach in the SEC (Bruce Pearl has nine). Calipari has won six SEC Tournament championships at Kentucky and owns 15 conference tournament titles in his career, 10 more than his closest competitor (Nate Oats).

Calipari has tallied a 398-128 (75.7%) all-time record within conference play as a head coach and owns a 190-62 (75.4%) record since joining the SEC.

Although he's been publicly outspoken against conference tournaments -- only because he doesn't favor playing three or more games on consecutive days to win the tournament -- his teams have gotten up for them. Calipari's teams at UMass, Memphis and Kentucky have been to 19 conference championship games in his career, winning a remarkable 15 of them. Calipari is 58-15 (79.5%) all-time in conference tournaments, including 24-7 (77.4%) at UK. Calipari ranks third in SEC Tournament wins.

There's No Place Like Home

John Calipari-coached teams have posted an all-time record of 469-54 (89.7%) record at home in his stops at UMass, Memphis and Kentucky. At UK, Coach Cal is 230-22 (91.3%) in Rupp Arena.

In six of Calipari's seasons at Kentucky, the Wildcats have posted an undefeated record at home, including a school-record 19-0 mark during the 2014-15 season.

Calipari owns both of UK's longest winning streaks in the arena. He began his career at UK with a 54-game winning streak at Rupp Arena. It was the longest winning streak since the arena opened in 1976. With a win over Georgia on Feb. 9, 2016, he secured the second-longest streak in the storied building at 34 games (which ended at 42).

Coach	Streak (Yrs)
1. John Calipari	54 (2010-13)
2. John Calipari	42 (2014-17)
3. Rick Pitino	33 (1992-94)
4. Joe B. Hall	30 (1981-82)
5. John Calipari	28 (2021-23)



COACH CALIPARI

UK vs. AP Ranked Foes Under Cal Record as AP Top-Ranked Coach Since 2009-10

Coach	Schools	Records
1. John Calipari	Kentucky	69-8
2. Mark Few	Gonzaga	68-8
3. Mike Krzyzewski	Duke	53-12
4. Bill Self	Kansas	51-10
5. Jay Wright	Villanova	28-6
6. Scott Drew	Baylor	16-4
7. Jim Boeheim	Syracuse	15-4
8. Matt Painter	Purdue	15-6
9. Tom Crean	Indiana	14-3
10. Thad Matta	Ohio State	13-2

Record as AP Top-Ranked Coach Active

Coach	Schools	Records
1. John Calipari	UK, Memphis, UMass	110-13
2. Mark Few	Gonzaga	68-8
3. Bill Self	Kansas	53-11
4. Bruce Weber	Illinois	30-2
5. Thad Matta	Ohio State	22-3
6. Scott Drew	Baylor	16-4
7. Tom Izzo	Michigan State	15-5
8. Matt Painter	Purdue	15-6
9. Sean Miller	Arizona	12-1
10. Rick Barnes	Texas, Tennessee	9-3

as of Jan. 27, 2024

All-Time Calipari Draft Picks

Player (School)	Round	Year (Overall)
Bam Adebayo (UK)	First	2017 (14)
Eric Bledsoe (UK)	First	2010 (18)
Devin Booker (UK)	First	2015 (13)
Brandon Boston Jr. (UK)	Second	2021 (51)
Antonio Burks (MEM)	Second	2004 (36)
Marcus Camby (UMASS)	First	1996 (2)
Rodney Carney (MEM)	First	2006 (16)
DeMarcus Cousins (UK)	First	2010 (5)
Willie Cauley-Stein (UK)	First	2015 (6)
Anthony Davis (UK)	First	2012 (1)
Hamidou Diallo (UK)	Second	2018 (45)
Joey Dorsey (MEM)	Second	2008 (33)
C. Douglas-Roberts (MEM)	Second	2008 (40)
Robert Dozier (MEM)	Second	2009 (60)
Tyrese Evans (MEM)	First	2009 (4)
De'Aaron Fox (UK)	First	2017 (5)
S. Gilgeous-Alexander (UK)	First	2018 (11)
Archie Goodwin (UK)	First	2013 (29)
Josh Harrellson (UK)	Second	2011 (45)
Andrew Harrison (UK)	Second	2015 (44)
Tyler Herro (UK)	First	2019 (13)
Isaiah Jackson (UK)	First	2021 (22)
Dakari Johnson (UK)	Second	2015 (48)
Keldon Johnson (UK)	First	2019 (29)
Terrence Jones (UK)	First	2012 (18)
Enes Kanter (UK)	First	2011 (3)
Michael Kidd-Gilchrist (UK)	First	2012 (2)
Brandon Knight (UK)	First	2011 (8)
Kevin Knox (UK)	First	2018 (9)
Skal Labissière (UK)	First	2016 (28)
Doron Lamb (UK)	Second	2012 (42)
DeAndre Liggins (UK)	Second	2011 (53)
Chris Livingston (UK)	Second	2023 (58)
Trey Lyles (UK)	First	2015 (12)
Tyrese Maxey (UK)	First	2020 (21)
Darius Miller (UK)	Second	2012 (46)
Malik Monk (UK)	First	2017 (11)
Jamal Murray (UK)	First	2016 (7)
Nerlens Noel (UK)	First	2013 (6)
Daniel Orton (UK)	First	2010 (29)
Patrick Patterson (UK)	First	2010 (14)
Immanuel Quickley (UK)	First	2020 (25)
Julius Randle (UK)	First	2014 (7)
Nick Richards (UK)	Second	2020 (42)
Lou Roe (UMass)	Second	1995 (30)
Derrick Rose (MEM)	First	2008 (1)
Shaeldon Sharpe (UK)	First	2022 (7)
Marquis Teague (UK)	First	2012 (29)
Karl-Anthony Towns (UK)	First	2015 (1)
Tyler Ulis (UK)	Second	2016 (34)
Jarred Vanderbilt (UK)	Second	2018 (41)
Dajuan Wagner (MEM)	First	2002 (6)
John Wall (UK)	First	2010 (1)
Cason Wallace (UK)	First	2023 (10)
PJ Washington (UK)	First	2019 (12)
TyTy Washington Jr. (UK)	First	2022 (29)
Shawne Williams (MEM)	First	2006 (17)
James Young (UK)	First	2014 (17)

Life Away From Home Isn't So Bad Either

As good as John Calipari's team's have been at home, they're pretty good in hostile environments on the road. Dating back to the 2005-06 season, Calipari has recorded a 127-64 (66.4%) record on the road. At neutral-site venues, Kentucky is 85-34 (71.4%) under Calipari.

Calipari in Elite Company with Conference Championships

When Kentucky clinched a share of the 2017 Southeastern Conference championship, John Calipari became the first NCAA Division I coach to lead three different programs (UMass, Memphis, Kentucky) to five on-court regular-season league titles five different times. He won the Atlantic 10 at the helm of UMass in 1992, '93, '94, '95 and '96, Memphis claimed the Conference USA crown in 2004, '06, '07, '08 and '09, and Kentucky has captured the SEC six times in 2010, '12, '15, '16, '17 and '20.

Perhaps more impressive is that Calipari has 31 combined regular-season and tournament championships after clinching the SEC regular-season crown in 2020. That trails only Mark Few of Gonzaga (41 titles), among all active coaches. All-time, Calipari trails only the great Adolph Rupp (41) and Few. Bill Self (Kansas) also has 31 combined titles.

Calipari at No. 1

John Calipari is one of just two coaches (Frank McGuire) to lead three programs to a No. 1 ranking in the Associated Press Top 25.

Calipari has led seven of his 15 UK teams to the No. 1 ranking and eight of his last 17 teams to the top (he's done it 10 times overall). When Coach Cal's teams are at the top, they're difficult to knock off:

- Calipari is 110-13 (89.4%) as the top-ranked Associated Press Top 25 coach in the country

UK Collegiate Awards Under Calipari

National Player of the Year John Wall (2010) <i>Adolph Rupp, Yahoo!, Rivals</i>	Julius Randle 2014 (Coaches/AP) Karl-Anthony Towns 2015 (Coaches/AP) Malik Monk 2017 (Coaches/AP) Kevin Knox 2018 (Coaches) Tyler Herro 2019 (AP) Keldon Johnson 2019 (Coaches)	Willie Cauley-Stein 2013 Archie Goodwin 2013 Nerlens Noel 2013 Alex Poythress 2013 Julius Randle 2014 James Young 2014 Devin Booker 2015 Trey Lyles 2015 Karl-Anthony Towns 2015 Tyler Ulis 2015 Jamal Murray 2016 Bam Adebayo 2017 De'Aaron Fox 2017 Malik Monk 2017 Shai Gilgeous-Alexander 2018 Kevin Knox 2018 Tyler Herro 2019 Keldon Johnson 2019 Tyrese Maxey 2020 Isaiah Jackson 2021 TyTy Washington Jr. 2022 Chris Livingston 2023 Cason Wallace 2023
SEC Sixth Man of the Year Oscar Tshiebwe (2022) <i>AP, CBS, College Hoops Today, NABC, Naismith, Sporting News, The Athletic, The Field of 68, USBWA, USA Today, Wooden</i>	Darius Miller 2012 (Coaches) Kyle Wiltjer 2013 (Coaches) Devin Booker 2015 (Coaches) Antonio Reeves 2023 (Coaches)	SEC Final Four Team Anthony Davis (MVP) 2012 Michael Kidd-Gilchrist 2012 Doron Lamb 2012 Julius Randle 2014 James Young 2014
All-America Honors (NCAA Recognized) DeMarcus Cousins (2010) <i>AP (1), NABC (2), USBWA (2), SN (2)</i>	CoSIDA Academic All-America Alex Poythress (2nd) 2016	NCAA All-Regional DeMarcus Cousins 2010 John Wall 2010 Josh Harrellson 2011 Brandon Knight (MVP) 2011 DeAndre Liggins 2011 M. Kidd-Gilchrist (MVP) 2012 Anthony Davis 2012 Doron Lamb 2012 Aaron Harrison 2014 Marcus Lee 2014 Julius Randle (MVP) 2014 Willie Cauley-Stein 2015 Andrew Harrison 2015 Karl-Anthony Towns (MVP) 2015 De'Aaron Fox 2017 Isaac Humphries 2017 Tyler Herro 2019 PJ Washington 2019
SEC Player of the Year John Wall (2010) Anthony Davis (2012) Tyler Ulis (2016) Malik Monk (2017) Immanuel Quickley (2020) Oscar Tshiebwe (2022)	SEC All-Defensive Team Patrick Patterson 2010 DeAndre Liggins 2011 Anthony Davis 2012 Michael Kidd-Gilchrist 2012 Nerlens Noel 2013 Willie Cauley-Stein 2014 Willie Cauley-Stein 2015 Tyler Ulis 2016 Ashton Hagans 2019 Ashton Hagans 2020 Nick Richards 2020 Isaiah Jackson 2021 Oscar Tshiebwe 2022	SEC All-Tournament Team John Wall (MVP) 2010 Eric Bledsoe 2010 DeMarcus Cousins 2010 Darius Miller (MVP) 2011 Brandon Knight 2011 Josh Harrellson 2011 Anthony Davis 2012 Terrence Jones 2012 Aaron Harrison 2014 Julius Randle 2014 Willie Cauley-Stein (MVP) 2015 Aaron Harrison 2015 Andrew Harrison 2015 Jamal Murray 2016 Tyler Ulis (MVP) 2016 Bam Adebayo 2017 De'Aaron Fox (MVP) 2017 Dominique Hawkins 2017 Weneny Gabriel 2018 Shai G.-Alexander (MVP) 2018 Kevin Knox 2018
SEC Defensive Player of the Year Anthony Davis (2012) Nerlens Noel (2013) Willie Cauley-Stein (2015) Tyler Ulis (2016) Ashton Hagans (shared) (2019)	SEC Freshman (Coaches)/Newcomer (AP) of the Year DeMarcus Cousins 2010 (Coaches) John Wall 2010 (AP) Terrence Jones 2011 (Coaches/AP) Anthony Davis 2012 (Coaches/AP) Nerlens Noel 2013 (Coaches/AP)	SEC Freshman (Coaches)/Newcomer (AP) of the Year Eric Bledsoe 2010 DeMarcus Cousins 2010 John Wall 2010 Brandon Knight 2011 Terrence Jones 2011 Doron Lamb 2011 Anthony Davis 2012 Michael Kidd-Gilchrist 2012



COACH CALIPARI

- He's 69-8 (89.6%) when his team is atop the AP Top 25 as UK's head coach
- Calipari tallied a 32-4 mark at UMass at No. 1 and he was 9-1 at Memphis
- His (110) victories are the most among active coaches with victories at No. 1
- Calipari has coached 123 career games as a No. 1 team, fourth most in NCAA history, trailing Mike Krzyzewski (255), John Wooden (228) and Adolph Rupp (127)
- Among coaches who have owned a No. 1 ranking in at least 119 games, Calipari's winning percentage of 89.4% trails only Wooden (95.2%) and is ahead of Krzyzewski (85.8%)
- Calipari is 6-5 vs. the AP top-ranked team in the land, including 3-3 at UK

Dream Maker

As someone who prides himself on helping young men reach their dreams, John Calipari has helped 58 players earn selection in the NBA Draft during his college coaching career, including 47 in his first 14 seasons at UK, more than any other coach.

- Four No. 1 overall selections (Derrick Rose, John Wall, Anthony Davis and Karl-Anthony Towns) during the nine drafts from 2008 to 2016. No other coach has more than three No. 1 picks
- In 2010, five of his UK players were selected in the first round for the first time in NBA history
- His six players in the 2012 and 2015 NBA drafts are the most in the two-round era
- Churned out 47 NBA Draft picks, 35 first-rounders, three No. 1 selections, seven top-five picks and 23 lottery picks at Kentucky
- Of the 68 full-time scholarship players who have finished their college careers at Kentucky under Calipari (did not transfer or leave the program early), 46 have been selected in the NBA Draft, a 67.6% success rate. Another 10 of those made the NBA. This does not include the late Terrence Clarke
- Of the 34 players at UK who have declared for the NBA Draft at the conclusion of their freshman seasons, 30 have been first-round picks. All previous players have played game in the NBA. He is 35 for 38 when including his players from Memphis. This does not include the late Terrence Clarke
- Only coach to produce the top two picks in the same draft (2012, Davis and Michael Kidd-Gilchrist)
- Produced a top-10 pick in 12 straight drafts from 2008-19, the only school to do so during that time period
- Ten of his former players have been named NBA All-Stars (33 total and all since 2010), seven have been tabbed All-NBA (13 times), three were named NBA Rookie of the Year, and 15 players from Calipari's first 12 teams at UK have made the NBA All-Rookie teams. Rose was named NBA MVP in 2011 and Davis won NBA All-Star MVP honors in 2017
- He is the only coach in history to have a former player win each of the following awards: NBA Rookie of the Year, NBA Sixth Man of the Year, NBA Most Improved Player of the Year, NBA Clutch Player of the Year and MVP

Developing Talent

John Calipari hasn't just signed the best talent in the country while he's been at Kentucky; he's been the best at developing that talent and getting it ready for the next level.

Of the 54 top-25 Rivals.com players Kentucky has signed who did not transfer or leave the program early (and aren't still actively playing at UK), 39 were drafted and 30 were selected in the first round. This note does not include the late Terrence Clarke. But that's only half the story. Calipari's players don't just make it to the pros, they're better prepared than anyone else. The proof is in the numbers.

Entering the 2023-24 NBA season, Calipari's NBA pros had amassed almost \$4 billion in career NBA contracts, which doesn't include endorsement deals and overseas contracts. Of his UK players in the NBA, they have made nearly \$3.5 billion in career contracts.

Double-Digit Win Streaks

John Calipari's teams have posted 19 streaks of 10 or more wins at Kentucky, Memphis and UMass, including six at UK. They have won 15 or more straight games nine times, 20 or more six times, 25 or more five times, and 30 or more once. Of course, the most famous streak was the 38-0 start during the 2014-15 season.

1. 38 Kentucky, 2014-15	6. 24 Kentucky, 2011-12	T10. 14 UMass, 1991-92	T16. 10 Kentucky, 2018-19
2. 27 Memphis, 2008-09	7. 19 Kentucky, 2009-10	T12. 12 Memphis, 2007-08	T16. 10 Kentucky, 2010-11
T3. 26 Memphis, 2007-08	8. 16 UMass, 1994-95	T12. 12 Memphis, 2002-03	T16. 10 Memphis, 2001-02
T3. 26 UMass, 1995-96	9. 15 Memphis, 2005-06	T12. 12 UMass, 1992-93	16. 10 UMass, 1993-94
5. 25 Memphis, 2006-07	T10. 14 Kentucky, 2016-17	15. 11 Memphis, 2003-04	

Calipari Nearly Perfect vs. Former Assistants

John Calipari has made it known that he doesn't enjoy coaching against friends. That hasn't stopped him from winning anyway. Calipari is 20-1 all-time when coaching against former assistants with a win over Kenny Payne and Louisville on Dec. 21, 2023 in his most recent matchup. He suffered his first and only loss to a former assistant against former Memphis assistant Josh Pastner on Dec. 6, 2020.

- | | | |
|--------------------------|----------------------|-----------------------|
| • Orlando Antigua - 1-0 | • Tony Barbee - 9-0 | • Bruiser Flint - 2-0 |
| • Derek Kellogg - 1-0 | • Chuck Martin - 2-0 | • Josh Pastner - 1-1 |
| • Steve Roccaforte - 2-0 | • Kenny Payne - 2-0 | |

Recruiting Trail

The Wildcats have signed more top-25 players under John Calipari's than any other school. Nearly a quarter of all Rivals' top-10 prospects over the past 15 classes have signed with Coach Cal and the Cats. The following list is freshman signees only.

PLAYER (YEAR)	ESPN	RIVALS	247	MCD	JB
Somto Cyril ('24)	55	44	68		
Boogie Fland ('24)	18	10	33	Y	
Jayden Quaintance ('24)	14	11	9	Y	
Travis Perry ('24)	84	92	70		
Aaron Bradshaw ('23)	6	2	4	Y	Y
Jordan Burks ('23)	NR	NR	NR		
Robert Dillingham ('23)	15	15	16		Y
Justin Edwards ('23)	3	3	3	Y	Y
Joey Hart ('23)	NR	NR	NR		
Zvonimir Ivisic ('23)	NR	NR	NR		
Reed Sheppard ('23)	23	28	43	Y	
D.J. Wagner ('23)	4	6	6	Y	Y
Chris Livingston ('22)	12	11	12	Y	Y
Ugonna Onyenso ('22)	35~	35	39		
Adou Thiero ('22)	NR	NR	165		
Cason Wallace ('22)	20	8	8	Y	Y
Daimion Collins ('21)	19	18	13	Y	Y
Bryce Hopkins ('21)	33	38	43	Y	Y
Shaedon Sharpe ('21)	1~	1~	1~		
TyTy Washington Jr. ('21)	14	14	19	Y	
Devin Askeew ('20)	26	33	37	Y	Y
Brandon Boston Jr. ('20)	7	5	6	Y	Y
Terrence Clarke ('20)	10	8	10	Y	Y
Cam'Ron Fletcher ('20)	61	49	80		
Isaiah Jackson ('20)	34	28	34		Y
Lance Ware ('20)	46	36	43		
Kareem Watkins ('20)	NR@	NR@	NR@		
Dontaia Allen ('19)	NR	68	98		
Keion Brooks Jr. ('19)	36	29	14		Y
Brennan Canada ('19)	NR@	NR@	NR@		
Johnny Juzang ('19)	30	34	31		
Tyrese Maxey ('19)	13	10	10	Y	Y
Kahlil Whitney ('19)	12	14	11	Y	Y
Ashton Hagans ('18)	20	13	12		
Tyler Herro ('18)	30	36	38		Y
Keldon Johnson ('18)	7	15	18	Y	Y
EJ Montgomery ('18)	14	11	6	Y	
Zan Payne ('18)	NR	NR	NR		
Immanuel Quickley ('18)	25	22	19	Y	
Jemarl Baker Jr. ('17)	66	82	90		
Hamidou Diallo ('17)	11~	10~	11		
Shai Gilgeous-Alexander ('17)	35	34	20		
Quade Green ('17)	24	22	33	Y	Y
Kevin Knox ('17)	10	10	18	Y	Y
Nick Richards ('17)	17	17	15	Y	Y
Jarrod Vanderbilt ('17)	19	14	12	Y	Y
PJ Washington ('17)	12	15	9	Y	Y
Bam Adebayo ('16)	5	7	12	Y	Y
Brad Calipari ('16)	NR	NR	NR		
De'Aaron Fox ('16)	6	6	6	Y	Y
Wenyen Gabriel ('16)	14	13	14	Y	
Sacha Killeya-Jones ('16)	24	24	25	Y	
Malik Monk ('16)	9	9	10	Y	Y
Tai Wynyard ('16)	NR	NR	NR		
Isaiah Briscoe ('15)	13	10	16	Y	Y
Jonny David ('15)	NR@	NR@	NR@		
Isaac Humphries ('15)	49	NR^	62		
Skal Labissiere ('15)	2	1	2		Y
Charles Matthews ('15)	42	48	74	Y	
Jamal Murray ('15)	NA^	9	10		
Devin Booker ('14)	18	29	22	Y	Y
Trey Lyles ('14)	6	13	17	Y	Y
Karl-Anthony Towns ('14)	9	5	2	Y	Y
Tyler Ulis ('14)	25	21	20	Y	Y
EJ Floreal ('13)	NR@	NR@	NR@		
Aaron Harrison ('13)	9	7	5	Y	Y
Andrew Harrison ('13)	5	5	3	Y	Y
Dominique Hawkins ('13)	NR	NR	151		
Dakari Johnson ('13)	7	9	8	Y	Y
Marcus Lee ('13)	25	19	14	Y	Y
Julius Randle ('13)	3	2	2	Y	Y
Derek Willis ('13)	NR	115	58		
James Young ('13)	8	11	10	Y	Y
Archie Goodwin ('12)	15	14	18	Y	Y
Willie Cauley-Stein ('12)	40	40	47		
Nerlens Noel ('12)	1	2	1	Y	
Alex Pooythress ('12)	13	8	7	Y	Y
Anthony Davis ('11)	1	2	1	Y	Y
Michael Kidd-Gilchrist ('11)	4	3	2	Y	Y
Sam Malone ('11)	NR@	NR@	NR@		
Brian Long ('11)	NR@	NR@	NR@		
Marquis Teague ('11)	8	5	6	Y	Y
Kyle Wiltjer ('11)	19	22	21	Y	Y
Terrence Jones ('10)	9	13	8*	Y	Y
Enes Kanter ('10)	25	3	3*		
Brandon Knight ('10)	4	6	6*	Y	Y
Doron Lamb ('10)	29	21	28*	Y	Y
Jarrod Polson ('10)	NR@	NR@	NR*@		
Stacey Poole, Jr. ('10)	51	33	67*		
Eric Bledsoe ('09)	NR	23	37*		
DeMarcus Cousins ('09)	4	2	3*	Y	Y
Jon Hood ('09)	92	40	46*		
Daniel Orton ('09)	13	22	17*		Y
John Wall ('09)	5	1	2*		Y

Top-10 Players	27	31	31
Top-25 Players	56	57	56
Top-50 Players	69	74	70
McDonald's All-Americans			46
Jordan Brand Classic All-Americans			53

* Scout.com ranking | ~ final ranking in the 2023, 2022, 2017 classes before early enrollment | ^ reclassified after final rankings were released @ originally joined team as walk-on



COACH CALIPARI

UK vs. AP Ranked Foes Under Cal

Record: 71-50 (.587)

vs. No. 9 North Carolina	Dec. 16, 2023	W, 87-83	at No. 18 North Carolina	Dec. 14, 2013	L, 82-77
vs. No. 8 MIAMI	Nov. 28, 2023	W, 95-73	vs. No. 20 Baylor (Dallas)	Dec. 6, 2013	L, 67-62
vs. No. 1 Kansas	Nov. 14, 2023	L, 89-84	vs. No. 2 Mich. State (Chicago)	Nov. 12, 2013	L, 78-74
vs. No. 15 Kansas State	March 19, 2023	L, 75-69	vs. No. 11 FLORIDA	March 9, 2013	W, 61-57
vs. No. 10 TENNESSEE	Feb. 18, 2023	W, 66-54	at No. 7 Florida	Feb. 12, 2013	L, 69-52
vs. No. 9 KANSAS	Jan. 28, 2023	L, 77-68	at No. 16 Ole Miss	Jan. 29, 2013	W, 87-74
at No. 5 Tennessee	Jan. 14, 2023	W, 63-56	at No. 4 Louisville	Dec. 29, 2012	L, 80-77
vs. No. 7 Alabama	Jan. 7, 2023	L, 78-52	vs. No. 9 Duke (Atlanta)	Nov. 13, 2012	L, 75-68
vs. No. 16 UCLA (New York)	Dec. 17, 2022	L, 63-53	vs. No. 6 Kansas (NCAAT)	April 2, 2012	W, 67-59
at No. 2 Gonzaga	Nov. 20, 2022	L, 88-72	vs. No. 17 Louisville (NCAAT)	March 31, 2012	W, 69-61
vs. No. 9 Tennessee (SECT)	March 12, 2022	L, 69-62	vs. No. 9 Baylor (NCAAT)	March 25, 2012	W, 82-70
at No. 18 Arkansas	Feb. 26, 2022	L, 75-73	vs. No. 16 Indiana (NCAAT)	March 23, 2012	W, 87-71
vs. No. 25 ALABAMA	Feb. 19, 2022	W, 90-81	vs. No. 22 Florida (SECT)	March 10, 2012	W, 74-71
at No. 16 Tennessee	Feb. 15, 2022	L, 76-63	at No. 16 Florida	March 4, 2012	W, 74-59
at No. 5 Kansas	Jan. 29, 2022	W, 80-62	vs. No. 8 FLORIDA	Feb. 7, 2012	W, 78-58
at No. 2 Auburn	Jan. 22, 2022	L, 80-71	vs. No. 4 LOUISVILLE	Dec. 31, 2011	W, 69-62
vs. No. 22 TENNESSEE	Jan. 15, 2022	W, 107-79	vs. No. 5 NORTH CAROLINA	Dec. 3, 2011	W, 73-72
at No. 21 LSU	Jan. 4, 2022	L, 65-60	vs. No. 12 Kansas (New York)	Nov. 15, 2011	W, 75-65
vs. No. 9 Duke	Nov. 9, 2021	L, 79-71	vs. No. 9 UConn (NCAAT)	April 2, 2011	L, 56-55
vs. No. 19 Tennessee	Feb. 20, 2021	W, 70-55	vs. No. 7 N. Carolina (NCAAT)	March 27, 2011	W, 76-69
vs. No. 11 TENNESSEE	Feb. 6, 2021	L, 82-71	vs. No. 7 Ohio State (NCAAT)	March 25, 2011	W, 62-60
at No. 18 Missouri	Feb. 3, 2021	L, 75-70	vs. No. 22 W. Virginia (NCAAT)	March 19, 2011	W, 71-63
at No. 9 Alabama	Jan. 26, 2021	L, 70-59	vs. No. 12 Florida (SECT)	March 13, 2011	W, 70-54
vs. No. 22 N. Carolina (Cleveland)	Dec. 19, 2020	L, 75-63	vs. No. 21 VANDERBILT	March 11, 2011	W, 68-66
vs. No. 7 Kansas (Indianapolis)	Dec. 1, 2020	L, 65-62	vs. No. 13 FLORIDA	Feb. 26, 2011	W, 76-68
vs. No. 15 AUBURN	Feb. 29, 2020	W, 73-66	at No. 21 Vanderbilt	Feb. 12, 2011	L, 81-77
at No. 17 Auburn	Feb. 1, 2020	L, 75-66	at No. 22 Louisville	Dec. 31, 2010	W, 78-63
at No. 18 Texas Tech	Jan. 25, 2020	W, 78-76 ^{OT}	vs. No. 23 Notre Dame (Louisville)	Dec. 8, 2010	W, 72-58
vs. No. 3 LOUISVILLE	Dec. 28, 2019	W, 78-70 ^{OT}	vs. No. 13 Washington (Maui)	Nov. 23, 2010	W, 74-67
vs. No. 5 Ohio State (Las Vegas)	Dec. 21, 2019	L, 71-65	vs. No. 6 West Virginia (NCAAT)	March 27, 2010	L, 73-66
vs. No. 1 Mich. State (New York)	Nov. 5, 2019	W, 69-62	vs. No. 15 Tennessee (SECT)	March 13, 2010	W, 74-45
vs. No. 14 Auburn (NCAAT)	March 31, 2019	L, 77-71 ^T	at No. 19 Tennessee	Feb. 27, 2010	L, 74-65
vs. No. 11 Houston (NCAAT)	March 29, 2019	W, 62-58	at No. 17 Vanderbilt	Feb. 20, 2010	W, 58-56
vs. No. 19 Wofford (NCAAT)	March 23, 2019	W, 62-56	vs. No. 12 TENNESSEE	Feb. 13, 2010	W, 73-62
vs. No. 8 Tennessee (SECT)	March 16, 2019	L, 82-78	vs. No. 25 OLE MISS	Feb. 2, 2010	W, 85-75
at No. 7 Tennessee	March 2, 2019	L, 71-52	vs. No. 21 VANDERBILT	Jan. 30, 2010	W, 85-72
vs. No. 1 TENNESSEE	Feb. 16, 2019	W, 86-69	vs. No. 14 UConn (New York)	Dec. 9, 2009	W, 64-61
vs. No. 19 LSU	Feb. 13, 2019	L, 73-71	vs. No. 10 NORTH CAROLINA	Dec. 5, 2009	W, 68-66
vs. No. 9 KANSAS	Jan. 26, 2019	W, 71-63			
vs. No. 22 MISSISSIPPI STATE	Jan. 22, 2019	W, 76-55			
at No. 14 Auburn	Jan. 19, 2019	W, 82-80			
vs. No. 9 N. Carolina (Chicago)	Dec. 22, 2018	W, 80-72			
vs. No. 4 Duke (Indianapolis)	Nov. 6, 2018	L, 118-84			
vs. No. 13 Tennessee (SECT)	March 23, 2018	W, 77-72			
at No. 10 Auburn	Feb. 14, 2018	L, 76-66			
vs. No. 15 TENNESSEE	Feb. 6, 2018	L, 61-59			
at No. 7 West Virginia	Jan. 27, 2018	W, 83-76			
at No. 23 Tennessee	Jan. 6, 2018	L, 76-65			
vs. No. 4 Kansas (Chicago)	Nov. 14, 2017	L, 65-61			
vs. No. 6 N. Carolina (NCAAT)	March 26, 2017	L, 75-73			
vs. No. 8 UCLA (NCAAT)	March 24, 2017	W, 86-75			
vs. No. 19 Wichita State (NCAAT)	March 19, 2017	W, 65-62			
vs. No. 13 FLORIDA	Feb. 25, 2017	W, 76-66			
at No. 24 Florida	Feb. 4, 2017	L, 88-66			
vs. No. 2 KANSAS	Jan. 28, 2017	L, 79-73			
vs. No. 24 SOUTH CAROLINA	Jan. 21, 2017	W, 85-69			
at No. 10 Louisville	Dec. 21, 2016	L, 73-70			
vs. No. 7 N. Carolina (Las Vegas)	Dec. 17, 2016	W, 103-100			
vs. No. 11 UCLA	Dec. 3, 2016	L, 97-92			
vs. No. 13 Mich. State (New York)	Nov. 15, 2016	W, 69-48			
vs. No. 14 Indiana (NCAAT)	March 19, 2016	L, 73-67			
vs. No. 17 Texas A&M (SECT)	March 13, 2016	W, 82-77			
at No. 4 Kansas	Jan. 30, 2016	L, 90-84			
vs. No. 16 LOUISVILLE	Dec. 27, 2015	W, 75-73			
vs. No. 5 Duke (Chicago)	Nov. 17, 2015	W, 74-63			
vs. No. 3 Wisconsin (NCAAT)	April 4, 2015	L, 71-64			
vs. No. 8 Notre Dame (NCAAT)	March 28, 2015	W, 68-66			
vs. No. 20 W. Virginia (NCAAT)	March 26, 2015	W, 78-39			
vs. No. 21 Arkansas (SECT)	March 15, 2015	W, 78-63			
vs. No. 18 ARKANSAS	Feb. 28, 2015	W, 84-67			
at No. 4 Louisville	Dec. 27, 2014	W, 58-50			
vs. No. 21 NORTH CAROLINA	Dec. 13, 2014	W, 84-70			
vs. No. 6 TEXAS	Dec. 5, 2014	W, 63-51			
vs. No. 5 Kansas (Indianapolis)	Nov. 18, 2014	W, 72-40			
vs. No. 18 UConn (NCAAT)	April 7, 2014	L, 60-54			
vs. No. 12 Wisconsin (NCAAT)	April 5, 2014	W, 74-73			
vs. No. 7 Michigan (NCAAT)	March 30, 2014	W, 75-72			
vs. No. 5 Louisville (NCAAT)	March 28, 2014	W, 74-69			
vs. No. 2 Wichita State (NCAAT)	March 23, 2014	W, 78-76			
vs. No. 1 Florida (SECT)	March 16, 2014	L, 61-60			
at No. 1 Florida	March 8, 2014	L, 84-65			
vs. No. 3 FLORIDA	Feb. 15, 2014	L, 69-59			
vs. No. 4 LOUISVILLE	Dec. 28, 2013	W, 73-66			

Calipari's Record at Kentucky ...

vs. No. 1	3-3	vs. Top 25	71-50
vs. Top 3	5-9	Home	26-7
vs. Top 5	14-14	Away	11-21
vs. Top 10	30-29	Neutral	34-22
vs. Top 15	45-35	SEC Tourney	6-3
vs. Top 20	58-45	NCAA Tourney	17-8

#LaFamilia NBA Awards

NBA Player of the Year		Marcus Camby (2nd)	2005
Derrick Rose	2011		
NBA Rookie of the Year		NBA All-Star Team	
Karl-Anthony Towns	2016	Shai Gilgeous-Alexander	2024
Tyreke Evans	2010	Bam Adebayo	2023
Derrick Rose	2009	De'Aaron Fox	2023
		Shai Gilgeous-Alexander	2023
		Julius Randle	2023
NBA Defensive Player of the Year		Devin Booker	2022
Marcus Camby	2007	Karl-Anthony Towns	2022
		Devin Booker	2021
NBA Most Improved Player of the Year		Anthony Davis	2021
Julius Randle	2021	Julius Randle	2021
		Bam Adebayo	2020
		Devin Booker	2020
NBA Sixth Man of the Year		Anthony Davis	2020
Tyler Herro	2022	Anthony Davis	2019
		Karl-Anthony Towns	2019
NBA Clutch Player of the Year		DeMarcus Cousins	2018
De'Aaron Fox	2023	Anthony Davis	2018
		Karl-Anthony Towns	2018
NBA Cares Community Assist Award		John Wall	2018
Devin Booker	2021	DeMarcus Cousins	2017
D. Cousins (offseason)	2017	Anthony Davis	2017
John Wall	2016	John Wall	2017
		DeMarcus Cousins	2016
		Anthony Davis	2016
		John Wall	2016
All-NBA Team		DeMarcus Cousins	2015
Shai Gilgeous-Alexander (1st)	2023	Anthony Davis	2015
De'Aaron Fox (3rd)	2023	John Wall	2015
Julius Randle (3rd)	2023	John Wall	2015
Devin Booker (1st)	2022	Anthony Davis	2014
Karl-Anthony Towns (3rd)	2022	John Wall	2014
Julius Randle (2nd)	2021	Derrick Rose	2012
Anthony Davis (1st)	2020	Derrick Rose	2011
Anthony Davis (1st)	2018	Derrick Rose	2010
Karl-Anthony Towns (3rd)	2018		
Anthony Davis (1st)	2017	All-Star Game MVP	
John Wall (3rd)	2017	Anthony Davis	2017
DeMarcus Cousins (2nd)	2016		
Anthony Davis (1st)	2015	Rising Stars Challenge MVP	
DeMarcus Cousins (2nd)	2015	Jamal Murray	2017
Derrick Rose (1st)	2012	John Wall	2011
Derrick Rose (1st)	2011	Tyreke Evans	2010
All-NBA Rookie Team		Slam Dunk Contest Winner	
Immanuel Quickley (2nd)	2021	Hamidou Diallo	2019
Tyler Herro (2nd)	2020	John Wall	2014
PJ Washington (2nd)	2020		
S. Gilgeous-Alexander (2nd)	2019	3-Point Contest Winner	
Jamal Murray (2nd)	2017	Karl-Anthony Towns	2022
Karl-Anthony Towns (1st)	2016	Devin Booker	2018
Devin Booker (1st)	2016		
Willie Cauley-Stein (2nd)	2016	Skills Challenge Winner	
Nerlens Noel (1st)	2015	Bam Adebayo	2020
Anthony Davis (1st)	2013	Karl-Anthony Towns	2016
M. Kidd-Gilchrist (2nd)	2013	Derrick Rose	2009
Brandon Knight (1st)	2012		
DeMarcus Cousins (1st)	2011		
John Wall (1st)	2011		
Eric Bledsoe (2nd)	2011		
Tyreke Evans (1st)	2010		
Derrick Rose (1st)	2010		
Marcus Camby (1st)	1997		
All-NBA Defensive Team			
Bam Adebayo (2nd)	2023		
Bam Adebayo (2nd)	2022		
Bam Adebayo (2nd)	2021		
Bam Adebayo (2nd)	2020		
Anthony Davis (1st)	2020		
Eric Bledsoe (2nd)	2020		
Eric Bledsoe (1st)	2019		
Anthony Davis (1st)	2018		
Anthony Davis (2nd)	2017		
Anthony Davis (2nd)	2015		
John Wall (2nd)	2015		
Marcus Camby (1st)	2008		
Marcus Camby (1st)	2007		
Marcus Camby (2nd)	2006		



COACH CALIPARI

A “players-first” coach with a penchant for helping people reach their dreams, John Calipari, a Naismith Memorial Basketball Hall of Famer, has guided six teams to the Final Four, led one to a national championship and helped 58 players earn selection in the NBA Draft during his 31-year college coaching career.

Calipari guided Kentucky to its eighth national championship and his first national title in 2012. In becoming only the second coach in NCAA history to lead three different schools to the Final Four, he has racked up more than 800 on-court victories, 23 NCAA Tournament on-court appearances, six Final Fours and numerous national coach of the year honors.

From UMass to Memphis and now Kentucky, Calipari’s career has been successful throughout, but his most recent run in Lexington has been the best stretch of his career. During Calipari’s first 14 seasons at UK, he has led all coaches in NCAA Tournament wins (32), Final Fours (four), Elite Eights (seven) and Sweet 16s (eight).

In 2015, Coach Cal led college basketball’s first ever 38-0 team, and became one of just three coaches to make four Final Fours in a five-year span. At the end of the season, Calipari became the 96th coach to join the Naismith Memorial Basketball Hall of Fame.

While building a program out of obscurity at UMass, laying the foundation at Memphis and restoring luster at the sport’s greatest program at Kentucky, he totaled the second-most wins in NCAA history in the first 20 years of a college coaching career.

Quite honestly, though, Calipari’s on-court success overshadows a much more significant picture.

In his goal to lead a players-first program, he has helped more than 50 young men realize their dreams and reach the NBA level with 56 players earning NBA Draft selections, including a record five first-round draft picks in 2010. Two years later, six Wildcats heard their names called at the 2012 draft, the most in the two-round draft era. UK, with Calipari’s help, would tie those six picks again in 2015, including a record-tying four lottery selections. His four No. 1 overall picks are more than any other coach, and he has had 45 players drafted during his first 13 years at Kentucky, including 34 first-round picks.

Calipari’s players have entered the league NBA-ready. His players have garnered 33 All-Star selections -- all since 2010 -- with Anthony Davis winning the game’s MVP honor in 2017. Derrick Rose was named NBA MVP in 2011. Six of his players have been tabbed All-NBA (11 times), three have been named NBA Rookie of the Year and 15 players from Calipari’s first 12 teams at Kentucky have made the NBA All-Rookie teams. He is the only coach in history to have a player win each of the NBA’s major honors: MVP, Rookie of the Year, Most Improved Player and Sixth Man of the Year.

Much like he did at UMass, where his players graduated at nearly 80%, Calipari has stressed academics. Seventeen of his last 20 seniors at Memphis earned their bachelor’s degrees, and all 23 players at UK who were eligible to graduate by the end of their senior years walked away with a diploma in hand, including five players who earned their degree in just three years. Calipari’s teams routinely have posted a combined team grade-point average of 3.0 or better.

Calipari has raised millions of dollars to help the lives of those in need in the Commonwealth and beyond. He has had a particular passion to assist those impacted by natural disasters. For instance, in 2010, he used a telethon to raise more than \$1 million for victims of the devastating earthquake in Haiti. He followed that up with telethons in 2012, raising \$1 million for victims of Superstorm Sandy, in 2017 for victims of Hurricane Harvey, played a leading role in the “Kentucky United” efforts that generated more than \$5 million for victims of devastating tornadoes in Western Kentucky in 2021, and raised nearly \$4 million with the Kentucky Flood Relief Telethon and open practice at Rupp Arena in 2022.

Calipari launched his foundation in 2012, and since then the foundation has worked with several key partners and donated more than \$1.5 million, a figure that does not include matching funds that have been contributed from individuals and corporations. In 2013, Calipari initiated hosting an annual alumni weekend around his basketball fantasy experience with the intent to raise money for charity. After generating \$350,000 for selected organizations and charities during the inaugural game, the weekend has generated millions of dollars for charity since its inception.

In 2019, when federal workers were without pay due to a government shutdown, he, his wife and his foundation assisted workers with financial help and grocery gift cards. He and his wife, Ellen, teamed up with Fayette County Public Schools to help families in need during the COVID-19 pandemic.

His latest efforts include spearheading the creation of the John McLendon Minority Leadership Initiative, a nationwide coach-driven initiative to provide minorities a jump-start to their careers through practical experiences, opportunities to build their network and instilling the values of John McLendon: integrity, education, leadership and mentorship. Participants in the initiative will be known as MLI Future Leaders.

In 2017, Coach Cal was named the head coach of the 2017 USA Basketball Men’s U19 World Cup Team, which finished third at the 2017 FIBA U19 World Cup in Cairo.

Author of five books, including the New York Times Best Seller “Players First: Coaching from the Inside Out,” Calipari is a master of communication and maximizing talent. He lives by the motto that “it’s never a matter of how far you have fallen, but instead it’s about how high you bounce back.”



BIOGRAPHICAL INFORMATION

Date of Birth: Feb. 10, 1959 | **Wife:** Ellen
Children: Erin, Megan, Brad

Education

Clarion State (1982)

Head Coaching Experience

University of Massachusetts (1989-96)

New Jersey Nets (NBA) (1997-99)

University of Memphis (2001-09)

University of Kentucky (2010-present)

COACHING AWARDS

- 2023 Race Amity Medal of Honor
- 2022 Jefferson Award
- 2022 Conference USA Hall of Fame
- 2021 NABC Guardians of the Game Pillar Award - Inclusion
- NABC District 20 Coach of the Year
- USBWA District IV Coach of the Year
- 2020 SEC Coach of the Year (Coaches)
- 2019 *The Sporting News* Coach of the Decade
- 2018 Naismith Hall of Fame 'Service Above Self' Honoree
- 2018 NABC Metropolitan Award
- 2015 Naismith Memorial Basketball Hall of Fame Inductee
- 2015 AP National Coach of the Year
- 2015 Naismith National Coach of the Year
- 2015 NABC National Coach of the Year
- 2015 The Sporting News National Coach of the Year
- 2015 Adolph Rupp National Coach of the Year
- 2015 SEC Coach of the Year (AP/Coaches)
- 2015 USBWA District IV Coach of the Year
- 2012 Nell & John Wooden Coach of the Year Leadership Award
- 2012 Naismith National Coach of the Year Finalist
- 2012 SEC Coach of the Year (AP/Coaches)
- 2010 Adolph Rupp National Coach of the Year
- 2010 Naismith National Coach of the Year Finalist
- 2010 SEC Coach of the Year (AP)
- 2010 *Sporting News* SEC Coach of the Year
- 2010 Yahoo! Sports SEC Coach of the Year
- 2010 USBWA District IV Coach of the Year
- 2009 NABC National Co-Coach of the Year
- 2009 *Sports Illustrated* National Coach of the Year
- 2009 Phelan National Coach of the Year
- 2009 Iba National Coach of the Year Finalist
- 2009 C-USA Coach of the Year
- 2008 Naismith National Coach of the Year
- 2008 C-USA Coach of the Year
- 2008 Iba National Coach of the Year Finalist
- 2008 Phelan National Coach of the Year Finalist
- 2007 Phelan National Coach of the Year Finalist
- 2007 USBWA District IV Coach of the Year
- 2007 *Basketball Times* South Region Coach of the Year
- 2006 C-USA Coach of the Year
- 2004 NABC District 7 Coach of the Year
- 1996 Naismith National Coach of the Year
- 1996 NABC National Coach of the Year
- 1996 *The Sporting News* National Coach of the Year
- 1996 Atlantic 10 Coach of the Year
- 1995 Naismith National Coach of the Year Finalist
- 1994 Naismith National Coach of the Year Finalist
- 1994 Atlantic 10 Coach of the Year
- 1993 USBWA District I Coach of the Year
- 1993 Atlantic 10 Coach of the Year
- 1992 Eastern Basketball Coach of the Year



CATS IN THE NBA



BAM ADEBAYO (Miami Heat)

- 2020 and 2023 NBA All-Star is a four-time selection to the All-NBA Defensive Second Team
- In his seventh season with the Miami Heat



DEVIN BOOKER (Phoenix Suns)

- First-team selection to the All-NBA Team in 2022 and a three-time NBA All-Star
- In his ninth season with the Phoenix Suns, is the franchise's all-time 3-point leader



BRANDON BOSTON JR. (LA Clippers)

- Second-round pick in the 2021 draft and traded to the Clippers
- Has played in more than 70 career games, averaging 6.7 points and 1.9 boards per outing



ANTHONY DAVIS (LA Lakers)

- NBA Champion in 2020, four-time All-NBA selection, eight-time NBA All-Star and All-Star MVP in 2017
- In his 13th NBA season and the fifth with the Lakers



DE'AARON FOX (Sacramento Kings)

- 2023 NBA All-Star and a third-team All-NBA selection; also the 2023 NBA Clutch Player of the Year
- In his seventh season with the Kings after being drafted fifth overall in 2017



SHAI GILGEOUS-ALEXANDER (OKC Thunder)

- Tabbed a starter for the 2024 NBA All-Star Game
- Named a 2023 All-Star and a first-team All-NBA selection



TYLER HERRO (Miami Heat)

- Claimed NBA Sixth Man of the Year honors in 2022
- In his fifth season with the Miami Heat



ISAIAH JACKSON (Indianapolis Pacers)

- Drafted 22nd overall by Indianapolis in 2021
- Played in more than 100 career games and is averaging 7.6 points and 4.3 rebounds per game



KELDON JOHNSON (San Antonio Spurs)

- Signed a four-year, \$80 million extension in August of 2022 with San Antonio
- In his fifth NBA season, all with the Spurs



KEVIN KNOX II (Detroit Pistons)

- Ninth overall pick in the 2018 NBA Draft and is in his sixth season and second with the Pistons
- Signed a one-year deal with Detroit as a free-agent on Nov. 8



CHRIS LIVINGSTON (Milwaukee Bucks)

- Drafted 58th overall by the Bucks in the 2023 NBA Draft
- Averaged 6.3 points and 4.3 rebounds per game in one season at UK



TREY LYLES (Sacramento Kings)

- In his ninth season and third with the Kings after being selected 12th overall in 2015
- Averaging 7.8 points and 4.3 boards per game for his career



TYRESE MAXEY (Philadelphia 76ers)

- Named the Oct. 30 NBA Eastern Conference Player of the Week
- In his fourth NBA season after being drafted 21st overall by the Sixers in 2020



MALIK MONK (Sacramento Kings)

- Playing in his seventh NBA season and second with the Kings
- Averaged 13.5 points per game in his first year with the Kings, helping the team to the postseason



JAMAL MURRAY (Denver Nuggets)

- 2023 NBA Champion, averaged 21.4 points and 10.0 assists per game in the title series
- In his seventh season after being selected seventh overall by the Nuggets in 2016



IMMANUEL QUICKLEY (Toronto Raptors)

- In his fourth NBA season after being selected 25th in 2020, traded to the Raptors on Dec. 31
- Was the runner-up for the NBA Sixth Man of the Year award in 2023



JULIUS RANDLE (New York Knicks)

- The 2021 NBA Most Improved Player is two-time All-Star, and two-time All-NBA selection
- In his 10th NBA season and the fifth with the Knicks



NICK RICHARDS (Charlotte Hornets)

- In his fourth NBA seasons with the Charlotte Hornets
- Signed a three-year extension with the franchise this offseason



OLIVIER SARR (Oklahoma City Thunder)

- In his third NBA season after signing as an undrafted free agent
- Has appeared in 35 career games and is averaging 5.6 points and 4.1 boards per game



SHAEDON SHARPE (Portland Trail Blazers)

- Drafted seventh overall by the Blazers in the 2022 NBA Draft
- Notching career averages of 10.5 points and 3.1 rebounds per game



JACOB TOPPIN (New York Knicks)

- Signed a two-way deal as an undrafted free agent in 2023 with the Knicks
- Played in more than 100 collegiate games and averaged a career-best 12.4 points per game in '23



KARL-ANTHONY TOWNS (Minnesota Timberwolves)

- NBA Rookie of the Year in 2016, three-time NBA All-Star and two-time All-NBA Third Team selection
- In his ninth NBA season after being the No. 1 overall selection in 2015



OSCAR TSHIEBWE (Indiana Pacers)

- Earned a two-way contract with the Pacers after going undrafted
- Unanimous 2022 National Collegiate Player of the Year



JARRED VANDERBILT (LA Lakers)

- Selected 41st overall in 2018, in his seventh NBA season
- Averaging 6.2 points and 6.6 rebounds per game for his career



CASON WALLACE (Oklahoma City Thunder)

- Drafted 10th overall in the 2023 NBA Draft by the Mavericks and then traded to the Thunder
- Averaged 11.7 points and 4.3 assists per game in one season at Kentucky



PJ WASHINGTON JR. (Charlotte Hornets)

- In his fifth season with Charlotte after being picked 12th overall in 2019
- Signed a three-year \$48 million deal with the Hornets in the offseason



TYTY WASHINGTON JR. (Milwaukee Bucks)

- Taken 29th overall by the Grizzlies in 2022, signed a two-way deal with the Bucks this offseason
- Played in more than 30 games as a rookie and is averaging 4.6 points and 1.5 assists per game

Player Spotlight



Devin Booker was tabbed the NBA Western Conference Player of the Week on Jan. 29 after averaging 42.0 points and 5.0 rebounds per game for the Suns.

For the second time in his career, Booker averaged more than 50 points per game over a three-game span following a 62-point outing at the Pacers. He is one of just five players in the history of the NBA to turn the trick more than once in a career.

UK has had six different players earn an NBA Player of the Week honor. Booker joins De'Aaron Fox as the only UK players to win twice this season.

Scan for updated stats, news and more on each player ...



COACH CALIPARI

NCAA DIVISION I ACTIVE WINNINGEST COACHES

(On-court by percentage - min. 10 yrs. at Division I level entering the 2023-24 season)

NO.	COACH/TEAM	YRS.	PCT.
1.	Mark Few	24	.836
2.	Bill Self	29	.769
3.	John Calipari	31	.767
4.	Rick Pitino	35	.740
5.	Sean Miller	18	.730

SINCE 2005-06 ...

Since the 2005-06 season, John Calipari's on-court record ranks him as one of the winningest coaches. Totals as of Jan. 27, 2024.

	COACH	RECORD
1.	Bill Self	553-120
2.	Mark Few	545-103
3.	John Calipari	539-131
4.	Mike Krzyzewski	481-122
5.	Tom Izzo	465-192

MISCELLANEOUS ON-COURT RECORDS

Overall On-Court Record:847-257 (.767)
 March/April Record:.....169-58 (.744)
 NCAAAT Record:.....57-21 (.731)
 Record in Conference Games:.....398-128 (.757)
 Record in Conference Tournament:.....58-15 (.795)

- Calipari owns the NCAA's most single-season wins with 38, tying his own record (Memphis in '08 and UK in '12) in 2015 with 38 wins. He owns the most single-season wins at UMass, Memphis and UK
- Calipari is the winningest coach in NCAA Division I history for a five-year span with 173 victories (2008-12)
- Calipari is the first coach in NCAA Division I history to record five straight on-court 30-win seasons. Memphis hit the 30-win plateau from 2006-09
- Calipari is one of only two coaches (Rick Pitino) to lead three different schools to a Final Four
- Calipari is one of only three coaches (John Wooden, Mike Krzyzewski) to go to four Final Fours in five seasons
- Calipari has advanced to the Sweet Sixteen in 12 of the last 16 NCAA Tournaments and the Elite Eight in 10 of the last 16
- Calipari started with a 54-0 record in Rupp Arena as head coach of the Wildcats
- Calipari has helped 45 players earn selection in the NBA Draft (34 first-round picks) over the last 13 seasons
- Calipari has more wins (327) in a 10-year period (2006-15) than any other coach in college basketball history
- Calipari is the eighth-fastest NCAA Division I men's basketball coach to reach 400 victories at a single school
- Calipari's 31 combined regular season and tournament league titles trail only Mark Few (41) of Gonzaga for the most among active coaches
- Calipari is the fourth-fastest coach to 800 on-court wins, behind Adolph Rupp, Roy Williams and Dean Smith
- Calipari has the second-most wins in school history, behind only Adolph Rupp
- Calipari's 32 NCAA Tournament wins are the most in school history. Rupp had 30

CAL IN CONFERENCE

SEC COACHES	CONFERENCE CHAMPIONSHIPS	Tournament Championships	NCAA Tournament Appearances
Nate Oats, Alabama	5	5	6
Eric Musselman, Arkansas	3	1	6
Bruce Pearl, Auburn	8	3	21
Todd Golden, Florida	0	0	1
Mike White, Georgia	3	0	4
John Calipari, Kentucky	16	15	22
Matt McMahon, LSU	4	3	3
Chris Beard, Ole Miss	2	1	5
Chris Jans, Mississippi State	4	3	4
Dennis Gates, Missouri	2	2	2
Lamont Paris, South Carolina	1	1	1
Rick Barnes, Tennessee	4	2	27
Buzz Williams, Texas A&M	1	0	9
Jerry Stackhouse, Vanderbilt	0	0	0
TOTALS	53	36	111

CALIPARI VS. ALL OPPONENTS

Abilene Christian1-0	Fort Wayne1-0	Mount St. Mary's.....2-0	Southern Miss15-4
Alabama19-7	Furman1-0	Murray State.....1-0	Southwest Texas St.1-0
Albany.....2-0	George Mason.....1-0	Nevada1-0	St. Bonaventure.....17-1
Arizona1-1	George Washington.....8-9	New Hampshire.....5-0	St. John's.....1-0
Arizona State2-1	Georgetown.....2-1	New Mexico.....1-0	St. Joseph's.....16-5
Arkansas15-9	Georgia.....22-4	New Mexico State.....1-0	St. Mary's.....1-0
Arkansas-Little Rock3-0	Georgia Tech.....2-2	New Orleans.....1-0	St. Peter's.....1-0
Arkansas-Pine Bluff.....1-0	Gonzaga4-1	NJIT.....1-0	Stanford3-2
Arkansas State4-0	Grand Canyon1-0	North Carolina9-4	Stephen F. Austin1-0
Auburn.....14-6	Hampton.....1-0	North Carolina State.....1-0	Stonehill.....1-0
Austin Peay.....6-1	Hartford.....2-0	North Dakota1-0	Stony Brook1-0
Baylor1-2	Harvard.....2-0	North Florida2-0	Syracuse.....3-2
Bellarmine1-0	High Point.....1-0	North Texas.....1-0	TCU.....7-1
Belmont2-0	Hofstra1-0	Northeastern3-1	Temple13-11
Boise State.....1-0	Holy Cross.....4-1	Northern Kentucky2-0	Tennessee21-15
Boston7-1	Houston17-3	Northwestern State1-0	Tennessee State.....1-0
Boston College.....2-0	Howard2-0	Notre Dame.....2-3	Tennessee Tech.....1-0
Bradley1-0	Illinois1-1	Oakland1-0	Texas2-2
Bucknell1-0	Illinois State2-0	Ohio1-0	Texas A&M.....12-4
Buffalo3-0	Indiana.....3-2	Ohio State.....1-3	Texas A&M-Commerce.....1-0
BYU1-0	Iowa0-1	Oklahoma5-1	Texas Tech1-0
Cal State Northridge1-0	Iowa State.....2-0	Oklahoma State.....0-2	Towson State1-0
Canisius1-0	Jackson State2-0	Old Dominion2-0	Troy1-0
Central Conn. St.....2-0	Kansas.....5-9	Ole Miss.....18-5	Tulane16-0
Central Michigan.....1-0	Kansas State2-2	Oral Roberts1-0	Tulsa11-1
Charlotte.....2-3	Keene State1-0	Oregon State.....1-0	UAB.....15-3
Chattanooga.....2-0	Kentucky2-4	Penn4-0	UCF.....5-0
Christian Brothers.....2-0	La Salle3-0	Penn State4-4	UCLA4-5
Cincinnati.....6-7	Lafayette (Pa.).....1-0	Pepperdine1-0	UIC.....1-0
Cleveland State.....4-0	Lamar.....5-0	Pittsburgh.....2-1	UNC Asheville.....2-0
Coastal Carolina.....1-0	LIU-Brooklyn1-0	Portland3-0	UNC Greensboro.....2-0
Colorado1-1	Lipscomb1-0	Princeton2-0	UNC Wilmington.....1-1
Colorado State.....0-1	Long Beach State1-0	Providence.....4-1	USF10-1
Columbia1-0	Louisiana Tech1-1	Purdue2-1	Utah2-2
Connecticut2-5	Louisville.....19-8	Radford1-0	Utah Valley2-0
Coppin State.....1-0	Loyola1-0	Rhode Island.....16-2	UTEP5-0
Cornell1-0	Lowell2-1	Rice.....4-0	UT Arlington3-0
Dartmouth.....1-0	LSU.....15-4	Richmond1-1	UT Martin5-0
Davidson1-0	Manhattan2-0	Rider1-0	Valparaiso1-0
Dayton1-0	Marist2-0	Robert Morris2-1	Vanderbilt25-6
DePaul4-2	Marquette3-1	Rutgers11-4	Vermont.....3-0
Detroit1-0	Marshall.....7-0	Saint Louis.....4-3	Villanova2-0
Drexel2-0	Maryland.....5-3	Saint Peter's.....0-1	Virginia0-1
Duke1-4	Massachusetts.....1-0	Sam Houston State1-0	Virginia Tech3-0
Duquesne13-4	Memphis1-0	Samford3-0	VMI1-0
East Carolina.....7-0	Miami (Fla.)1-1	Santa Clara.....1-0	Wake Forest.....2-1
East Tennessee State4-0	Miami (Ohio)2-0	Savannah State.....1-0	Washington1-0
Eastern Kentucky.....4-0	Michigan.....2-0	Seton Hall1-1	West Virginia13-7
Eastern Michigan.....2-0	Michigan State.....3-2	Siena4-0	Western Kentucky3-0
Evansville.....0-1	Middle Tennessee.....3-0	SMU7-0	Wichita State2-0
Fairfield.....1-0	Milwaukee1-0	South Carolina16-6	Winthrop3-0
Fairleigh Dickinson1-0	Mississippi State19-1	South Carolina State.....1-0	Wisconsin1-1
Florida25-9	Mississippi Valley St.....1-0	Southern1-0	Wofford2-0
Florida A&M1-0	Missouri.....12-5	Southern Cal.....2-0	Wright State.....1-0
Florida State1-1	Monmouth2-0	South Connecticut.....1-0	Xavier2-2
Florida Tech0-1	Montana State.....1-0	Southeastern Louisiana ...3-0	Yale2-0
Fordham5-0	Morehead State.....3-0	Southern Illinois1-0	



TEAM GAME RECORDS CAL ERA

MOST FIELD GOALS

FGs.	Opp.	Date
46	MARIST	11/11/11
45	MARSHALL	11/24/23
44	vs. Arizona State	11/28/16
44	AUBURN	2/21/15
42	UIC	11/26/17
42	LIU BROOKLYN	11/23/12
41	UT MARTIN	11/25/16
41	HARTFORD	12/29/09

FEWEST FIELD GOALS

FGs.	Opp.	Date
14	at Tennessee	3/2/19
14	at South Carolina	3/1/14
16	vs. Kansas State	3/22/18
16	ALABAMA	3/4/14
17	GEORGIA	12/31/17
17	LOUISVILLE	12/31/11
17	at Auburn	2/12/14
18	vs. LSU	3/9/12
18	vs. Vanderbilt	3/15/13
18	vs. Florida	3/16/14
18	vs. UConn	4/7/14
18	at Texas A&M	1/10/15
18	at South Carolina	1/24/15

MOST FIELD-GOAL ATTEMPTS

FGs.	Opp.	Date
84	vs. Arizona State	11/28/16
80	UCLA	12/3/16
78	NORTH FLORIDA	11/26/21
77	vs. Duke	11/9/21
77	at Mississippi State	1/2/21
77	ARKANSAS	1/23/10
76	at Texas A&M	1/13/24
76	vs. Kansas	11/14/23
76	ARKANSAS	2/27/14

FEWEST FIELD-GOAL ATTEMPTS

FGs.	Opp.	Date
39	at South Carolina	1/24/15
40	at Robert Morris	3/19/13
41	ALABAMA	1/31/15
41	TENNESSEE	1/31/12
42	ARKANSAS	2/26/19
42	at Missouri	2/19/19
42	vs. Kansas State	3/22/18
42	vs. Alabama	3/10/18
42	FLORIDA	2/15/14
42	vs. Providence	12/1/13
42	vs. LSU	3/9/12
42	vs. Cleveland State	11/24/09

HIGHEST FIELD-GOAL PCT.

Pct.	Opp.	Date
.679	TENNESSEE	1/15/22
.677	LIU BROOKLYN	11/23/12
.667	UIC	11/26/17
.647	AUBURN	2/21/15
.645	LAFAYETTE	11/16/12
.643	vs. Alabama	3/10/18
.643	vs. Providence	12/1/13
.639	STONEHILL	11/17/23
.619	GEORGIA	1/20/24
.614	SOUTH CAROLINA	2/5/13
.613	MARIST	11/11/11

LOWEST FIELD-GOAL PCT.

Pct.	Opp.	Date
.269	at South Carolina	3/1/14
.281	at Texas A&M	1/10/15
.288	at Alabama	1/7/23
.296	BAYLOR	12/1/12
.298	LOUISVILLE	12/31/11
.309	at Auburn	2/12/14
.313	at Missouri	2/3/18
.315	GEORGIA	12/31/17
.318	at Tennessee	3/2/19
.322	VANDERBILT	3/1/23

MOST FREE THROWS

FTs.	Opp.	Date
35	vs. Indiana	3/23/12
33	at South Carolina	3/1/14
32	LOUISVILLE	12/31/11
31	MISSISSIPPI STATE	2/4/20
31	UTAH VALLEY	11/18/19
31	MOREHEAD STATE	11/21/12
31	INDIANA	12/11/10

FEWEST FREE THROWS

FTs.	Opp.	Date
1	at Vanderbilt	1/24/23
3	at Mississippi State	1/2/21
3	ETSU	11/17/17
4	HIGH POINT	12/31/21
4	NOTRE DAME	12/12/20
4	vs. UConn	4/2/11
4	VANDERBILT	1/23/16
5	vs. Penn	12/9/23
5	at Alabama	1/7/23
5	vs. UCLA	12/17/22
5	vs. Georgia	3/9/18

MOST FREE-THROW ATTEMPTS

FTs.	Opp.	Date
48	UNC ASHEVILLE	11/8/13
46	ILLINOIS STATE	11/30/15
44	vs. Baylor	3/25/12
44	INDIANA	12/11/10
43	at North Carolina	12/14/13
43	LOUISVILLE	12/31/11
42	at South Carolina	3/1/14

FEWEST FREE-THROW ATTEMPTS

FTs.	Opp.	Date
2	at Vanderbilt	1/24/23
6	NOTRE DAME	12/12/20
6	VANDERBILT	1/23/16
7	GEORGIA	1/8/22
7	vs. Duke	11/9/21
8	STONEHILL	11/17/23
8	at Alabama	17/23
8	HIGH POINT	12/31/21
8	vs. MT. ST. MARY'S	11/16/21
8	at Mississippi State	1/2/21

HIGHEST FREE-THROW PCT.

Pct.	Opp.	Date
1.000	FLORIDA	2/22/20
1.000	FLORIDA	2/7/12
1.000	AUSTIN PEAY	12/19/09
.960	at Vanderbilt	2/17/20
.958	TENNESSEE	1/18/14
.955	at Florida	2/7/15
.952	TENNESSEE	1/15/22
.946	vs. Indiana	3/23/12
.941	OHIO	11/19/21
.933	AUBURN	2/25/23
.923	at Florida	1/9/21
.923	at Mississippi State	2/25/15

min. 10 attempts

LOWEST FREE-THROW PCT.

Pct.	Opp.	Date
.200	ETSU	11/17/17
.333	vs. UConn	4/2/11
.385	vs. UCLA	12/17/22
.391	ETSU	11/12/10
.412	vs. Wake Forest	3/20/10
.435	at Vanderbilt	2/27/16
.471	at Texas A&M	2/10/18
.471	PROVIDENCE	11/30/14
.478	at Louisville	12/29/12

min. 10 attempts

MOST 3-POINTERS

3s.	Opp.	Date
17	STONEHILL	11/17/23
16	MARSHALL	11/24/23
15	at Texas A&M	1/13/24
15	GEORGIA	3/1/12
15	vs. ETSU	3/18/10
14	GEORGIA	1/20/24
14	ARKANSAS	2/9/21
14	HARTFORD	12/29/09
13	FLORIDA A&M	12/21/22
13	SOUTH CAROLINA	3/6/21
13	TEXAS A&M	1/3/17
13	vs. Alabama	3/11/16
13	ETSU	11/12/10

FEWEST 3-POINTERS

3s.	Opp.	Date
0	RICHMOND	11/29/20
0	vs. Davidson	3/15/18
1	at Georgia	1/20/21
1	MISSISSIPPI STATE	2/4/20
1	GEORGIA	1/21/20
1	UTAH VALLEY	11/18/19
1	at South Carolina	1/16/18
1	at Vanderbilt	1/10/17
1	TEXAS	12/5/14
1	LSU	2/22/14
1	vs. LSU	3/9/12
1	TENNESSEE	1/31/12
1	vs. Alabama	3/12/10

MOST 3-POINT ATTEMPTS

3s.	Opp.	Date
39	at Texas A&M	1/13/24
38	vs. Kansas	11/14/23
33	CHATTANOOGA	12/17/11
33	vs. ETSU	3/18/10
33	ARKANSAS	1/23/10
32	STONEHILL	11/17/23
32	TEXAS A&M	1/21/23
32	vs. West Virginia	3/27/10
29	NEW MEXICO STATE	11/6/23

FEWEST 3-POINT ATTEMPTS

3s.	Opp.	Date
5	vs. Wisconsin	4/4/15
5	vs. Wisconsin	4/5/14
5	at Tennessee	1/14/12
6	vs. Davidson	3/15/18
6	FLORIDA	3/7/15
6	VANDERBILT	1/20/15
7	FLORIDA	3/10/19
7	at Missouri	1/29/15
7	PROVIDENCE	11/30/14
7	vs. Louisville	3/31/12
7	at Indiana	12/10/11

HIGHEST 3-POINT PERCENTAGE

Pct.	Opp.	Date
.700	at Florida	3/1/16
.692	DREXEL	12/21/09
.667	vs. Alabama	3/10/18
.667	AUSTIN PEAY	12/19/09
.643	ALABAMA	2/19/22
.636	vs. Michigan	3/30/14
.625	MISSOURI	2/24/18
.625	BOSTON	11/30/10
.615	AUBURN	2/25/23
.615	at Florida	3/7/20
.611	TENNESSEE	1/15/22

min. 10 attempts

LOWEST 3-POINT PERCENTAGE

Pct.	Opp.	Date
.000	RICHMOND	11/29/20
.000	vs. Davidson	3/15/18
.077	at Georgia	1/20/21
.077	vs. Alabama	3/12/10
.083	UTAH VALLEY	11/18/19
.083	TEXAS	12/5/14
.091	OLE MISS	2/15/20
.091	at South Carolina	1/16/18
.091	at Tennessee	2/27/10
.100	vs. Tennessee	3/12/22
.100	MISSISSIPPI STATE	2/4/20
.100	at Missouri	2/3/18
.100	TENNESSEE	1/31/12

min. 10 attempts

MOST REBOUNDS

Rebs.	Opp.	Date
59	vs. Arizona State	11/28/16
59	ARKANSAS	1/23/10
57	LOUISVILLE	12/31/11
56	ROBERT MORRIS	11/17/13
54	RICHMOND	11/29/20
54	EASTERN KENTUCKY	11/8/19
54	NJIT	11/14/15

FEWEST REBOUNDS

Rebs.	Opp.	Date
21	ALABAMA	1/31/15
21	at Tennessee	2/16/13
22	vs. Wisconsin	4/4/15
23	UTAH	12/15/18
24	GEORGIA	2/3/15
24	NORTH CAROLINA	12/13/14
24	TENNESSEE	1/18/14
25	TENNESSEE	1/15/22
25	FLORIDA	2/27/21
25	vs. Ohio State	12/21/19
25	vs. Baylor	12/6/13
25	at Robert Morris	3/19/13

MOST OFFENSIVE REBOUNDS

Rebs.	Opp.	Date
26	ARKANSAS	2/27/14
24	GRAND CANYON	11/14/14
24	vs. West Virginia	3/27/10
22	NJIT	11/14/15
22	at Auburn	2/2/14
22	ARKANSAS	1/23/10
22	vs. Vanderbilt	3/10/23
21	vs. UCLA	12/17/22
21	RICHMOND	11/29/20
21	SOUTH CAROLINA	2/5/19
21	at West Virginia	1/27/18
21	VALPARAISO	12/7/16
21	COLUMBIA	12/10/14
21	at South Carolina	3/1/14
21	BAYLOR	12/1/12
21	at Indiana	12/12/09



TEAM GAME RECORDS CAL ERA

FEWEST OFFENSIVE REBOUNDS

Rebs.	Opp.	Date
1	vs. Alabama	3/10/18
3	at Florida	1/6/24
3	at South Carolina	1/24/14
4	GEORGIA	1/20/24
4	KANSAS	1/28/23
4	at Ole Miss	3/5/19
5	STONEHILL	11/17/23
5	TENNESSEE	1/15/22
5	at Notre Dame	12/11/21
5	VANDERBILT	1/5/21
5	vs. Michigan State	11/5/19
5	GEORGIA	2/3/15
5	ALABAMA	1/31/15
5	MISSISSIPPI STATE	2/15/11
5	GEORGIA	1/29/11

MOST DEFENSIVE REBOUNDS

Rebs.	Opp.	Date
42	EASTERN KENTUCKY	11/8/19
39	vs. Arizona State	11/28/16
39	ROBERT MORRIS	11/17/13
39	EASTERN MICHIGAN	1/2/13
38	TROY	11/20/17
38	vs. Hampton	3/19/15
38	EASTERN KENTUCKY	12/7/14
38	vs. Cleveland State	11/24/09

FEWEST DEFENSIVE REBOUNDS

Rebs.	Opp.	Date
9	at Tennessee	2/16/13
13	NORTH CAROLINA	12/13/14
14	SOUTH CAROLINA	1/10/23
15	vs. Baylor	12/6/13
15	at Alabama	1/18/11
16	at Auburn	1/22/22
16	FLORIDA	2/27/21
16	at Florida	3/7/20
16	TENNESSEE	3/3/20
16	vs. Ohio State	12/21/19
16	UTAH	12/15/18
16	vs. Wisconsin	4/4/15
16	ALABAMA	1/31/15
16	TEXAS A&M	1/12/13
16	at Auburn	1/11/12
16	vs. UConn	11/24/10

HIGHEST REBOUND MARGIN

Mg.	Opp.	Date
+36	OHIO	11/19/21
+31	NJIT	11/14/15
+30	NORTH DAKOTA	11/14/18
+30	GRAND CANYON	11/14/14
+29	EASTERN KENTUCKY	11/8/19
+29	SOUTHERN ILLINOIS	11/9/18
+28	NKU	11/10/13
+27	vs. Abilene Christian	3/21/19
+27	vs. Little Rock	1/3/12
+26	vs. Arizona State	11/28/16
+26	LOUISVILLE	12/31/11

LOWEST REBOUND MARGIN

Mg.	Opp.	Date
-25	at Florida	2/4/17
-18	at Tennessee	2/16/13
-16	vs. Mississippi State	3/11/21
-16	vs. Baylor	12/6/13
-16	vs. Maryland	11/9/12
-15	TENNESSEE	1/18/14
-14	at Ole Miss	3/2/21
-14	at Auburn	2/1/20
-14	at LSU	1/5/16
-13	VANDERBILT	1/5/21

MOST ASSISTS

Assts.	Opp.	Date
33	vs. Arizona State	11/28/16
30	HARTFORD	12/29/09
28	LIU BROOKLYN	11/23/12
28	vs. UNC Asheville	11/30/09
27	GEORGIA	1/20/24
27	MARSHALL	11/24/23
27	WESTERN KENTUCKY	12/22/21
26	MIAMI	11/28/23
26	STONEHILL	11/17/23
25	S. CAROLINA STATE	11/17/22
25	at South Carolina	2/8/22
25	CLEVELAND STATE	11/23/16
25	AUBURN	2/21/15
25	vs. UCLA	12/20/14

FEWEST ASSISTS

Assts.	Opp.	Date
3	LSU	2/23/22
5	RICHMOND	11/29/20
5	LSU	2/22/14
5	at Arkansas	3/2/13
6	at Florida	1/6/24
6	VANDERBILT	3/1/23
6	at Louisville	12/26/20
6	EVANSVILLE	11/12/19
6	vs. Kansas State	3/22/18
6	at Florida	3/3/18
6	vs. Vanderbilt	3/15/13
6	VANDERBILT	3/1/11

MOST TURNOVERS

Tos.	Opp.	Date
24	MOREHEAD STATE	11/13/09
23	SAM HOUSTON ST.	11/19/09
22	ETSU	11/17/17
21	vs. Georgia Tech	12/6/20
21	RICHMOND	11/29/20
21	LOUISVILLE	12/31/11
21	vs. Old Dominion	11/20/11
21	NORTH CAROLINA	12/5/09

FEWEST TURNOVERS

Tos.	Opp.	Date
2	VANDERBILT	1/5/21
3	A&M-COMMERCE	11/10/23
3	at Georgia	3/3/15
3	at South Carolina	2/4/12
4	ALABAMA	2/23/16
4	COLUMBIA	12/10/14
4	vs. Wisconsin	4/5/14
4	PORTLAND	11/26/11
5	FLORIDA	2/12/22
5	at Notre Dame	12/11/21
5	vs. Mississippi State	3/11/21
5	vs. Georgia	3/9/18
5	vs. Georgia	3/12/16
5	at Vanderbilt	2/27/16
5	ALABAMA	1/31/15

MOST BLOCKS

Blks.	Opp.	Date
18	ST. JOHN'S	12/1/11
15	vs. Stony Brook	3/17/16
14	at Georgia	3/3/10
13	LAMAR	11/24/19
13	vs. UCLA	12/20/14
13	at Ole Miss	1/29/13
13	ARKANSAS	1/17/12
13	vs. Kansas	11/15/11
13	MARIST	11/11/11

FEWEST BLOCKS

Blks.	Opp.	Date
0	at Gonzaga	11/20/22
0	FLORIDA	2/12/22
0	at Kansas	1/29/22
0	at Florida	3/7/20

MOST STEALS

Stls.	Opp.	Date
15	LAFAYETTE	11/16/12
13	NEW MEXICO STATE	11/6/23
13	NORTH FLORIDA	11/26/21
13	OLE MISS	1/2/16
13	vs. UConn	12/9/09
12	SAINT JOSEPH'S	11/20/23
12	vs. Michigan State	11/15/22
12	at Alabama	2/5/22
12	vs. North Carolina	12/22/18
12	NORTH DAKOTA	11/14/18
12	STEPHEN F. AUSTIN	11/11/16
12	BOSTON	11/24/15
12	NORTH CAROLINA	12/13/14
12	PROVIDENCE	11/30/14
12	LIPSCOMB	12/15/12
12	PORTLAND	11/26/11
12	vs. Cornell	3/25/10
12	GEORGIA	1/9/10
12	vs. UNC Asheville	11/30/09

FEWEST STEALS

Stls.	Opp.	Date
0	at Auburn	2/1/20
0	vs. Baylor	12/6/13
1	at Georgia	2/11/23
1	ARKANSAS	2/9/21
1	vs. Duke	11/6/18
1	at West Virginia	1/27/18
1	vs. Michigan State	11/12/13
1	at Robert Morris	3/19/13
1	vs. West Virginia	3/19/11
1	FLORIDA	2/26/11

MOST PERSONAL FOULS

Fls.	Opp.	Date
33	at Kansas	1/30/16
32	at South Carolina	1/16/18
31	at Arkansas	1/14/14
31	at North Carolina	12/14/13
30	vs. North Carolina	12/19/20
29	at Auburn	2/1/20
29	at Missouri	2/3/18
29	at South Carolina	3/1/14

FEWEST PERSONAL FOULS

Fls.	Opp.	Date
5	HIGH POINT	12/31/21
7	DUQUESNE	11/11/22
7	ALABAMA	2/19/22
7	NORTH FLORIDA	11/22/21
7	HARTFORD	12/29/09
8	STONEHILL	11/17/23
8	ROBERT MORRIS	11/12/21
8	MONTANA STATE	11/23/14
8	LAFAYETTE	11/16/12
8	vs. Florida	3/10/12
8	vs. Princeton	3/17/11
8	WINTHROP	12/22/10
8	DREXEL	12/21/09
8	vs. UNC Asheville	11/30/09



GAME MARGINS IN CAL ERA

VICTORY MARGINS

Margin (Score)	Opponent	Date
+58 (86-28)	MONTANA STATE	11/13/14
+52 (101-49)	LAFAYETTE	11/16/12
+50 (108-58)	MARIST	11/11/11
+49 (86-37)	MISSOURI	1/13/15
+48 (92-44)	UT ARLINGTON	11/25/14
+48 (88-40)	RADFORD	11/23/11
+46 (90-44)	MONMOUTH	11/28/18
+46 (115-69)	vs. Arizona State	11/28/16
+44 (92-48)	HIGH POINT	12/31/21
+44 (88-44)	DREXEL	12/21/09

VICTORY MARGIN IN RUPP ARENA

Margin (Score)	Opponent	Date
+58 (86-28)	MONTANA STATE	11/13/14
+52 (101-49)	LAFAYETTE	11/16/12
+50 (108-58)	MARIST	11/11/11
+49 (86-37)	MISSOURI	1/13/15
+48 (92-44)	UT ARLINGTON	11/25/14
+48 (88-40)	RADFORD	11/23/11
+46 (90-44)	MONMOUTH	11/28/18
+44 (92-48)	HIGH POINT	12/31/21
+44 (88-44)	DREXEL	12/21/09
+43 (106-63)	SOUTH CAROLINA STATE	11/17/22
+43 (104-61)	HARTFORD	12/29/09

VICTORY MARGIN IN SEC PLAY

Margin (Score)	Opponent	Date
+49 (86-37)	MISSOURI	1/13/15
+42 (100-58)	TEXAS A&M	1/3/17
+38 (82-44)	LSU	1/15/11
+35 (87-52)	at Vanderbilt	1/29/19
+35 (110-75)	AUBURN	2/21/15
+34 (82-48)	GEORGIA	2/9/16
+34 (88-54)	MISSOURI	1/27/16
+34 (77-43)	SOUTH CAROLINA	2/14/15
+34 (86-52)	at South Carolina	2/4/12
+32 (86-54)	AUBURN	2/25/23
+31 (90-59)	SOUTH CAROLINA	2/19/11
+31 (101-70)	ARKANSAS	1/23/10

VICTORY MARGIN ON THE ROAD

Margin (Score)	Opponent	Date
+35 (87-52)	at Vanderbilt	1/29/19
+34 (86-52)	at South Carolina	2/4/12
+31 (79-48)	at Portland	11/19/10
+27 (89-62)	at South Carolina	2/13/16
+26 (81-55)	at LSU	2/6/10
+24 (74-50)	at LSU	1/28/12
+23 (99-76)	at Ole Miss	12/29/16
+22 (70-48)	at Alabama	1/17/15
+22 (75-53)	at Auburn	1/19/13
+20 (69-49)	at Georgia	1/15/19

VICTORY MARGIN AT A NEUTRAL SITE

Margin (Score)	Opponent	Date
+46 (115-69)	vs. Arizona State	11/28/16
+39 (78-39)	vs. West Virginia	3/26/15
+39 (83-44)	vs. UCLA	12/20/14
+38 (85-47)	vs. Penn State	11/19/11
+35 (79-44)	vs. Abilene Christian	3/21/19
+32 (72-40)	vs. Kansas	11/18/14
+30 (90-60)	vs. Wake Forest	3/20/10
+29 (98-69)	vs. North Carolina	12/18/21
+29 (100-71)	vs. ETSU	3/18/10
+29 (74-45)	vs. Tennessee	3/13/10
+28 (85-57)	vs. Stony Brook	3/17/16

VICTORY MARGIN IN RUPP ARENA IN THE SEC

Margin (Score)	Opponent	Date
+49 (86-37)	MISSOURI	1/13/15
+42 (100-58)	TEXAS A&M	1/3/17
+38 (82-44)	LSU	1/15/11
+35 (110-75)	AUBURN	2/21/15
+34 (82-48)	GEORGIA	2/9/16
+34 (88-54)	MISSOURI	1/27/16
+34 (77-43)	SOUTH CAROLINA	2/14/15
+32 (86-54)	AUBURN	2/25/23
+31 (90-59)	SOUTH CAROLINA	2/19/11
+31 (101-70)	ARKANSAS	1/23/10

VICTORY MARGIN ON THE ROAD IN THE SEC

Margin (Score)	Opponent	Date
+35 (87-52)	at Vanderbilt	1/29/19
+34 (86-52)	at South Carolina	2/4/12
+27 (89-62)	at South Carolina	2/13/16
+26 (81-55)	at LSU	2/6/10
+24 (74-50)	at LSU	1/28/12
+23 (99-76)	at Ole Miss	12/29/16
+22 (70-48)	at Alabama	1/17/15
+22 (75-53)	at Auburn	1/19/13
+20 (69-49)	at Georgia	1/15/19
+18 (76-58)	at Florida	1/9/21
+18 (74-56)	at Mississippi State	2/25/15
+18 (66-48)	at Tennessee	2/17/15

VICTORY MARGIN IN THE SEC TOURNAMENT

Margin (Score)	Opponent	Date
+29 (74-45)	vs. Tennessee	3/13/10
+26 (85-59)	vs. Alabama	3/11/16
+24 (91-67)	vs. Auburn	3/14/15
+23 (86-63)	vs. Alabama	3/10/18
+18 (73-55)	vs. Alabama	3/15/19
+18 (85-67)	vs. LSU	3/14/14
+17 (82-65)	vs. Arkansas	3/12/17
+16 (70-54)	vs. Florida	3/13/11
+15 (78-63)	vs. Arkansas	3/15/15
+15 (64-49)	vs. Florida	3/13/15

VICTORY MARGIN IN THE NCAA TOURNAMENT

Margin (Score)	Opponent	Date
+39 (78-39)	vs. West Virginia	3/26/15
+35 (79-44)	vs. Abilene Christian	3/21/19
+30 (90-60)	vs. Wake Forest	3/20/10
+29 (100-71)	vs. ETSU	3/18/10
+28 (85-57)	vs. Stony Brook	3/17/16
+23 (79-56)	vs. Hampton	3/19/15
+20 (95-75)	vs. Buffalo	3/17/18
+17 (62-45)	vs. Cornell	3/25/10
+16 (87-71)	vs. Iowa State	3/17/12
+15 (81-66)	vs. Western Kentucky	3/15/12
+13 (64-51)	vs. Cincinnati	3/21/15

LOSS MARGINS

Margin (Score)	Opponent	Date
-34 (118-84)	vs. Duke	11/6/18
-30 (85-55)	at Tennessee	2/16/13
-26 (78-52)	at Alabama	1/7/23
-22 (88-66)	at Florida	2/4/17
-20 (85-65)	ALABAMA	1/26/21
-19 (71-52)	at Tennessee	3/2/19
-19 (84-65)	at Florida	3/18/14
-18 (85-67)	at LSU	1/5/16
-17 (79-62)	at South Carolina	1/23/24
-17 (79-62)	vs. Georgia Tech	12/6/20
-17 (84-67)	vs. UConn	11/24/17
-17 (69-52)	at Florida	2/12/13

LOSS MARGINS IN RUPP ARENA

Margin (Score)	Opponent	Date
-20 (85-65)	ALABAMA	1/26/21
-15 (88-73)	ARKANSAS	2/7/23
-12 (76-64)	RICHMOND	11/29/20
-12 (83-71)	TEXAS A&M	1/12/13
-11 (82-71)	TENNESSEE	2/6/21
-10 (69-59)	FLORIDA	2/15/14
-9 (77-68)	KANSAS	1/28/23
-9 (64-55)	BAYLOR	12/1/13
-8 (81-73)	TENNESSEE	3/7/20
-7 (80-73)	UNC WILMINGTON	12/2/23

LOSS MARGINS IN SEC PLAY

Margin (Score)	Opponent	Date
-30 (85-55)	at Tennessee	2/16/13
-26 (78-52)	at Alabama	1/7/23
-22 (88-66)	at Florida	2/4/17
-20 (85-65)	ALABAMA	1/26/21
-19 (71-52)	at Tennessee	3/2/19
-19 (84-65)	at Florida	3/18/14
-18 (85-67)	at LSU	1/5/16
-17 (79-62)	at South Carolina	1/23/24
-17 (69-52)	at Florida	2/12/13

LOSS MARGINS ON THE ROAD

Margin (Score)	Opponent	Date
-30 (85-55)	at Tennessee	2/16/13
-26 (78-52)	at Alabama	1/7/23
-22 (88-66)	at Florida	2/4/17
-19 (71-52)	at Tennessee	3/2/19
-19 (84-65)	at Florida	3/18/14
-18 (85-67)	at LSU	1/5/16
-17 (79-62)	at South Carolina	1/23/24
-17 (69-52)	at Florida	2/12/13
-16 (88-72)	at Gonzaga	11/0/22
-14 (89-75)	at Missouri	12/28/22
-14 (64-50)	at Notre Dame	11/29/12

LOSS MARGINS AT NEUTRAL SITES

Margin (Score)	Opponent	Date
-34 (118-84)	vs. Duke	11/6/18
-17 (79-62)	vs. Georgia Tech	12/6/20
-17 (84-67)	vs. UConn	11/24/17
-16 (64-48)	vs. Vanderbilt	3/15/13
-12 (75-63)	vs. North Carolina	12/19/20
-10 (63-53)	vs. UCLA	12/17/22
-9 (86-77 2OT)	vs. Michigan State	11/15/22
-8 (79-71)	vs. Duke	11/9/21
-8 (83-75)	vs. UCLA	12/23/17

LOSS MARGINS ON THE ROAD IN THE SEC

Margin (Score)	Opponent	Date
-30 (85-55)	at Tennessee	2/16/13
-26 (78-52)	at Alabama	1/7/23
-22 (88-66)	at Florida	2/4/17
-19 (71-52)	at Tennessee	3/2/19
-19 (84-65)	at Florida	3/18/14
-18 (85-67)	at LSU	1/5/16
-17 (79-62)	at South Carolina	1/23/24
-17 (69-52)	at Florida	2/12/13
-14 (89-75)	at Missouri	12/28/22
-13 (76-63)	at Tennessee	2/15/22
-13 (80-67)	at Florida	3/3/18
-13 (73-60)	at Arkansas	3/2/13

LOSS MARGINS IN RUPP ARENA IN THE SEC

Margin (Score)	Opponent	Date
-20 (85-65)	ALABAMA	1/26/21
-15 (88-73)	ARKANSAS	2/7/23
-12 (83-71)	TEXAS A&M	1/12/13
-11 (82-71)	TENNESSEE	2/6/21
-10 (69-59)	FLORIDA	2/15/14
-8 (81-73)	TENNESSEE	3/7/20
-4 (71-67)	FLORIDA	2/27/21
-4 (71-67)	ARKANSAS	2/27/14
-3 (71-68)	SOUTH CAROLINA	1/10/23
-2 (68-66)	VANDERBILT	3/1/23
-2 (73-71)	LSU	2/12/19
-2 (61-59)	TENNESSEE	2/6/18
-2 (66-64)	FLORIDA	1/20/18

LOSS MARGINS IN THE SEC TOURNAMENT

Margin (Score)	Opponent	Date
-16 (64-48)	vs. Vanderbilt	3/15/13
-7 (80-73)	vs. Vanderbilt	3/10/23
-7 (69-62)	vs. Tennessee	3/12/22
-7 (71-64)	vs. Vanderbilt	3/11/12
-4 (82-78)	vs. Tennessee	3/16/19
-1 (74-73)	vs. Mississippi State	3/11/21
-1 (61-60)	vs. Florida	3/16/14

LOSS MARGINS IN THE NCAA TOURNAMENT

Margin (Score)	Opponent	Date
-7 (71-64)	vs. Wisconsin	4/4/15
-7 (73-66)	vs. West Virginia	3/27/10
-6 (75-69)	vs. Kansas State	3/19/23
-6 (85-79)	vs. Saint Peter's	3/17/22
-6 (77-71)	vs. Auburn	3/31/19
-6 (73-67)	vs. Indiana	3/19/16
-6 (60-54)	vs. UConn	3/7/2014
-3 (61-58)	vs. Kansas State	3/22/18
-3 (65-62)	vs. North Carolina	3/26/17
-1 (56-55)	vs. UConn	4/2/11





2023-24 SEASON/CAREER HIGHS		
Points		
Season	23, MISSOURI (1/9/24)	
Career	23, MISSOURI (1/9/24)	
Rebounds		
Season	5, 5x, last MIAMI (11/28/23)	
Career	5, 5x, last MIAMI (11/28/23)	
Field Goals		
Season	7, 3x, last at S. Carolina (1/24/24)	
Career	7, 3x, last at S. Carolina (1/24/24)	
Field Goals Attempted		
Season	16, vs. North Carolina (12/16/23)	
Career	16, vs. North Carolina (12/16/23)	
3-Point Field Goals		
Season	4, vs. Kansas (11/14/23)	
Career	4, vs. Kansas (11/14/23)	
3-Point Field Goals Attempted		
Season	10, at Texas A&M (1/13/24)	
Career	10, at Texas A&M (1/13/24)	
Free Throws		
Season	8, MISSOURI (1/9/24)	
Career	8, MISSOURI (1/9/24)	
Free Throws Attempted		
Season	10, MISSOURI (1/9/24)	
Career	10, MISSOURI (1/9/24)	
Assists		
Season	9, MIAMI (11/28/23)	
Career	9, MIAMI (11/28/23)	
Steals		
Season	3, ILLINOIS STATE (12/29/23)	
Career	3, ILLINOIS STATE (12/29/23)	
Blocked Shots		
Season	1, at Louisville (12/21/23)	
Career	1, at Louisville (12/21/23)	
Minutes Played		
Season	30, A&M-COMMERCE (11/10/23)	
Career	30, A&M-COMMERCE (11/10/23)	
MISCELLANEOUS		
	2023-24	CAREER*
Dunks	4	4
Double-Figure Scoring Games	15	15
Double-Figure Rebounding Games	0	0
Games With Double-Double	0	0
Games Led UK in Scoring	5	5
Games Led UK in Rebounding	0	0
Games Led UK in Assists	7	7
Games Led UK in Steals	2	2
Games Led UK in Blocks	0	0
Games With 3+ Assists	11	11
Games With 3+ Blocks	0	0
Games With 3+ Steals	1	1
Games With 3+ Three-Pointers	5	5

- Has scored in double figures in 15 games this season
- Notched a career-best 23 points in only 19 minutes in win vs. Missouri, making 6 of 7 from the field, 3 of 3 on 3-pointers, and 8-10 free throws
- Had a team-best 17 points in win vs. top-10 UNC, with 12 of his points coming in the second half
- Scored 17 points against Penn with three 3s and three rebounds
- Career-best nine assists vs. No. 8 Miami with 12 points, five rebounds and two steals
- Dished out eight assists in UK's historic offensive performance vs. Marshall, adding 16 points with five rebounds
- Tied for the team lead in steals with six against St. Joe's, adding five rebounds, which tied a season best and was just one shy of the team lead.
- Scored 20 points while handing out seven assists and grabbing four boards against Stonehill
- Went for 18 points, including 4 of 5 from deep, to go along with three assists, two steals and two boards against Kansas
- Led the Cats with 17 points and added three assists and a pair of steals in the season-opener against New Mexico State
- Ranked as high as No. 13 by 247Sports in the 2023 recruiting class
- Averaged 14.7 points and 4.9 assists per game during his senior season with Overtime Elite
- 2021 FIBA Americas U16 Championship MVP, averaging 15.7 points and 6.2 assists in more than 20 minutes per game

Game-By-Game Statistics

Opponent	Date	GS	Min	FG-A	Pct.	3FG-A	Pct.	FT-A	Pct.	Off-Def-Tot	PF	Ast	TO	Blk	Stl	Pts
NEW MEXICO ST.	11/6		19	6-11	.545	2-6	.333	3-3	1.000	0-5-5	2	3	0	0	2	17
A&M-COMMERCE	11/10	*	30	4-13	.308	1-6	.167	3-4	.750	1-4-5	2	4	1	0	1	12
vs. Kansas	11/14		16	6-12	.500	4-5	.800	2-2	1.000	0-2-2	5	3	2	0	2	18
STONEHILL	11/17		24	7-10	.700	3-6	.500	3-4	.750	0-4-4	0	7	3	0	2	20
ST. JOSEPH'S	11/20		26	5-10	.500	2-3	.667	1-2	.500	0-5-5	1	6	1	0	1	13
MARSHALL	11/24		25	7-8	.875	2-2	1.000	0-1	.000	1-4-5	2	8	2	0	1	16
MIAMI	11/28		22	5-12	.417	2-2	1.000	0-0	.000	0-5-5	4	9	0	0	2	12
UNC WILMINGTON	12/2		24	1-9	.111	0-2	.000	0-0	.000	1-3-4	4	3	4	0	1	2
vs. Penn	12/9		22	6-14	.429	3-5	.600	2-3	.667	0-3-3	0	1	3	0	2	17
vs. North Carolina	12/16		25	6-16	.375	1-6	.167	4-6	.667	0-3-3	4	1	1	0	1	17
at Louisville	12/21		21	5-9	.556	0-2	.000	2-3	.667	1-1-2	2	2	1	1	1	12
ILLINOIS STATE	12/29		22	5-10	.500	1-2	.500	5-5	1.000	0-3-3	4	7	1	0	3	16
at Florida	1/6		18	2-7	.286	0-4	.000	2-2	1.000	0-1-1	1	1	4	0	0	6
MISSOURI	1/9		19	6-7	.857	3-3	1.000	8-10	.800	0-2-2	4	2	3	0	2	23
at Texas A&M	1/13		24	6-15	.400	3-10	.300	0-0	.000	0-0-0	3	4	2	0	1	15
MISSISSIPPI ST.	1/17		27	5-12	.417	1-5	.200	5-7	.714	0-4-4	1	4	2	0	0	16
GEORGIA	1/20		17	1-6	.167	0-3	.000	0-0	.000	0-1-1	4	2	3	0	1	2
at South Carolina	1/23		26	7-14	.500	1-4	.250	1-1	1.000	0-2-2	2	2	1	0	1	16
at Arkansas	1/27															DNP - Illness

Career Statistics

Year	GP-GS	Min-Avg	FG-FGA	Pct	3FG-FGA	Pct	FT-FTA	Pct	Off-Def-Tot-Avg	PF-FO	Ast	TO	Blk	Stl	Pts	Avg
2023-24	18-1	407-22.6	90-195	.462	29-76	.382	41-53	.774	4-52-56-3.1	45-1	69	34	1	24	250	13.9
Career	18-1	407-22.6	90-195	.462	29-76	.382	41-53	.774	4-52-56-3.1	45-1	69	34	1	24	250	13.9

1 JUSTIN EDWARDS

Fr. | Guard | 6-8 | 203 | Philadelphia | Imhotep Institute Charter HS



2023-24 SEASON/CAREER HIGHS

Points		
Season	16, A&M-COMMERCE (11/10/23)	
Career	16, A&M-COMMERCE (11/10/23)	
Rebounds		
Season	7, 2x, last at Louisville (12/21/23)	
Career	7, 2x, last at Louisville (12/21/23)	
Field Goals		
Season	6, 2x, last at Louisville (12/21/23)	
Career	6, 2x, last at Louisville (12/21/23)	
Field Goals Attempted		
Season	14, UNC WILMINGTON (12/2/23)	
Career	14, UNC WILMINGTON (12/2/23)	
3-Point Field Goals		
Season	3, MARSHALL (11/24/23)	
Career	3, MARSHALL (11/24/23)	
3-Point Field Goals Attempted		
Season	5, 2x, last UNCW (12/2/23)	
Career	5, 2x, last UNCW (12/2/23)	
Free Throws		
Season	4, A&M-COMMERCE (11/10/23)	
Career	4, A&M-COMMERCE (11/10/23)	
Free Throws Attempted		
Season	4, 2x, last UNCW (12/2/23)	
Career	4, 2x, last UNCW (12/2/23)	
Assists		
Season	2, 4x, last MISS ST. (01/18/24)	
Career	2, 4x, last MISS ST. (01/18/24)	
Steals		
Season	2, 5x, last ILLINOIS ST. (12/29/23)	
Career	2, 5x, last ILLINOIS ST. (12/29/23)	
Blocked Shots		
Season	1, 6x, last at Texas A&M (1/13/24)	
Career	1, 6x, last at Texas A&M (1/13/24)	
Minutes Played		
Season	33, A&M-COMMERCE (11/10/23)	
Career	33, A&M-COMMERCE (11/10/23)	
MISCELLANEOUS		
	2023-24	CAREER*
Dunks	13	13
Double-Figure Scoring Games	7	7
Double-Figure Rebounding Games	0	0
Games With Double-Double	0	0
Games Led UK in Scoring	0	0
Games Led UK in Rebounding	2	2
Games Led UK in Assists	0	0
Games Led UK in Steals	2	2
Games Led UK in Blocks	1	1
Games With 3+ Assists	0	0
Games With 3+ Blocks	0	0
Games With 3+ Steals	0	0
Games With 3+ Three-Pointers	1	1

- Had 13 points at Louisville with a season-high seven rebounds and two steals
- Hit a season-best three 3s against Marshall with a block and 10 points
- Had 16 points and seven rebounds vs. A&M-Commerce and hit two 3s with 12 points against St. Joe's
- Posted 12 points, five boards and a pair of steals in his collegiate debut against New Mexico State
- Ranked as high as No. 3 overall in the recruiting rankings
- Averaged 17.9 points and 7.5 rebounds per game for nationally ranked Imhotep en route to a state title as a senior
- Mother, Ebony Twiggs, played college basketball at Cheyney University and had a pro career in Portugal. She was also named the MVP of the Philadelphia Public League championship game 23 years before her son was tabbed the MVP of the boy's event

Game-By-Game Statistics

Opponent	Date	GS	Min	FG-A	Pct.	3FG-A	Pct.	FT-A	Pct.	Off-Def-Tot	PF	Ast	TO	Blk	Stl	Pts
NEW MEXICO ST.	11/6	*	28	5-11	.455	2-5	.400	0-0	.000	1-4-5	3	1	3	0	2	12
A&M-COMMERCE	11/10	*	33	6-10	.600	0-3	.000	4-4	1.000	3-4-7	1	1	0	0	0	16
vs. Kansas	11/14	*	29	0-6	.000	0-3	.000	1-2	.600	1-3-4	2	2	2	1	0	1
STONEHILL	11/17	*	23	4-8	.500	0-3	.000	1-2	.500	1-4-5	1	1	2	1	0	9
ST. JOSEPH'S	11/20	*	28	4-6	.667	2-3	.667	2-2	1.000	1-2-3	1	1	0	1	1	12
MARSHALL	11/24	*	21	3-6	.500	3-4	.750	1-2	.500	0-2-2	2	0	0	1	1	10
MIAMI	11/28	*	28	5-7	.714	0-1	.000	1-3	.333	2-1-3	3	0	0	0	2	11
UNC WILMINGTON	12/2	*	32	4-14	.286	0-5	.000	3-4	.750	4-2-6	3	2	2	1	2	11
vs. Penn	12/9	*	14	3-5	.600	0-0	.000	0-0	.000	1-2-3	4	0	0	0	0	6
vs. North Carolina	12/16	*	12	3-9	.333	0-1	.000	2-2	1.000	4-2-6	0	1	1	0	0	8
at Louisville	12/21	*	24	6-10	.600	1-3	.333	0-0	.000	3-4-7	4	1	2	0	2	13
ILLINOIS STATE	12/29	*	21	4-8	.500	1-4	.250	0-0	.000	1-3-4	2	2	1	0	2	9
at Florida	1/6	*	18	3-6	.500	0-0	.000	0-0	.000	0-2-2	3	0	0	0	1	6
MISSOURI	1/9	*	20	2-7	.286	0-3	.000	0-1	.000	1-1-2	3	0	1	0	1	4
MISSISSIPPI ST.	1/17	*	16	1-3	.333	0-1	.000	0-0	.000	1-1-2	0	2	2	0	0	2
GEORGIA	1/21	*	13	2-6	.333	2-4	.500	0-0	.000	0-3-3	5	0	0	0	0	6
at South Carolina	1/23	*	23	0-1	.000	0-0	.000	2-2	1.000	0-2-2	2	0	1	0	0	2
at Arkansas	1/27	*	9	0-1	.000	0-0	.000	0-0	.000	0-1-1	1	1	1	0	0	0

Career Statistics

Year	GP-GS	Min-Avg	FG-FGA	Pct	3FG-FGA	Pct	FT-FTA	Pct	Off-Def-Tot-Avg	PF-FO	Ast	TO	Blk	Stl	Pts	Avg
2023-24	19-18	415-21.9	58-130	.446	13-45	.289	17-24	.708	26-45-71-3.7	40-1	16	18	6	15	146	7.7
Career	19-18	415-21.9	58-130	.446	13-45	.289	17-24	.708	26-45-71-3.7	40-1	16	18	6	15	146	7.7

AARON BRADSHAW

Fr. | Forward | 7-1 | 226 | Rahway, N.J. | Camden HS



2023-24 SEASON/CAREER HIGHS		
Points		
Season	17, vs. Penn (12/9/23)	
Career	17, vs. Penn (12/9/23)	
Rebounds		
Season	11, vs. Penn (12/9/23)	
Career	11, vs. Penn (12/9/23)	
Field Goals		
Season	7, vs. Penn (12/9/23)	
Career	7, vs. Penn (12/9/23)	
Field Goals Attempted		
Season	12, vs. Penn (12/9/23)	
Career	12, vs. Penn (12/9/23)	
3-Point Field Goals		
Season	1, 3x, last at Florida (1/6/24)	
Career	1, 3x, last at Florida (1/6/24)	
3-Point Field Goals Attempted		
Season	2, 3x, last MISS. ST. (1/18/24)	
Career	2, 3x, last MISS. ST. (1/18/24)	
Free Throws		
Season	3, 2x, last at Florida (1/6/24)	
Career	3, 2x, last at Florida (1/6/24)	
Free Throws Attempted		
Season	6, at Florida (1/6/24)	
Career	6, at Florida (1/6/24)	
Assists		
Season	2, at Texas A&M (1/13/24)	
Career	2, at Texas A&M (1/13/24)	
Steals		
Season	2, 3x, last MISS. ST. (1/18/24)	
Career	2, 3x, last MISS. ST. (1/18/24)	
Blocked Shots		
Season	3, vs. Penn (12/9/23)	
Career	3, vs. Penn (12/9/23)	
Minutes Played		
Season	30, MISSOURI (1/9/24)	
Career	30, MISSOURI (1/9/24)	
MISCELLANEOUS		
	2023-24	CAREER*
Dunks	10	10
Double-Figure Scoring Games	5	5
Double-Figure Rebounding Games	1	1
Games With Double-Double	1	1
Games Led UK in Scoring	1	1
Games Led UK in Rebounding	3	3
Games Led UK in Assists	0	0
Games Led UK in Steals	3	3
Games Led UK in Blocks	3	3
Games With 3+ Assists	0	0
Games With 3+ Blocks	1	1
Games With 3+ Steals	0	0
Games With 3+ Three-Pointers	0	0

- Scored 11 points, his highest in an SEC contest this season, in win over Mississippi State
- Had two steals at Florida and finished the game strong with a big block late in the game followed by a 3-pointer on the ensuing possession to give UK the lead for good with 1:27 to play; named SEC Freshman of the Week for that performance
- Made his first career start and scored 12 points vs. UNC, including hitting the game-clinching free throws. He also snared an offensive board and had a putback layup to help UK retake the lead with under five minutes to play
- Incredible effort in his second collegiate game vs. Penn, scoring a team-high-tying 17 points with 11 rebounds, hitting a 3 with three blocks in 29 minutes
- Saw his first game action of the season vs. UNCW, playing 13 minutes and recording a dunk, two rebounds and a block
- Missed the first seven games with a foot injury
- Ranked as high as No. 2 overall by both Rivals and 247Sports in the 2023 class
- McDonald's All American and Jordan Brand Classic representative
- NJ.com First-Team All-State as a senior
- Logged 12.1 points and 9.4 rebounds per game as a senior

Game-By-Game Statistics

Opponent	Date	GS	Min	FG-A	Pct.	3FG-A	Pct.	FT-A	Pct.	Off-Def-Tot	PF	Ast	TO	Blk	Stl	Pts
NEW MEXICO ST.	11/6			DNP - Injury (foot)												
A&M-COMMERCE	11/10			DNP - Injury (foot)												
vs. Kansas	11/14			DNP - Injury (foot)												
STONEHILL	11/17			DNP - Injury (foot)												
ST. JOSEPH'S	11/20			DNP - Injury (foot)												
MARSHALL	11/24			DNP - Injury (foot)												
MIAMI	11/28			DNP - Injury (foot)												
UNC WILMINGTON	12/2	13	1-1	1.000	0-0	.000	1-2	.500	0-2-2	0	0	0	1	0	3	
vs. Penn	12/9	29	7-12	.583	1-2	.500	2-4	.500	5-6-11	3	0	0	3	1	17	
vs. North Carolina	12/16	*	21	4-6	.667	1-1	1.000	3-5	.600	3-0-3	4	0	2	0	2	12
at Louisville	12/21	*	21	1-2	.500	0-0	.000	0-0	.000	3-1-4	4	0	1	1	0	2
ILLINOIS STATE	12/29	*	15	1-4	.250	0-0	.000	0-0	.000	1-0-1	3	0	0	1	0	2
at Florida	1/6	*	25	3-7	.429	1-2	.500	3-6	.500	2-5-7	1	0	0	1	2	10
MISSOURI	1/9	*	30	5-9	.556	0-1	.000	0-0	.500	0-6-6	3	1	1	0	0	10
at Texas A&M	1/13	*	6	0-1	.000	0-1	.000	0-0	.000	1-0-1	4	2	0	0	0	0
MISSISSIPPI ST.	1/17	*	25	5-8	.625	0-2	.000	1-2	.500	2-4-6	3	0	1	2	2	11
GEORGIA	1/20	*	21	2-3	.667	0-0	.000	2-2	1.000	0-3-3	1	0	1	0	1	6
at South Carolina	1/23	*	22	2-3	.667	0-1	.000	0-0	.000	3-5-8	3	0	0	1	0	4
at Arkansas	1/27	*	12	0-1	.000	0-0	.000	0-0	.000	1-2-3	3	1	0	0	0	0

Career Statistics

Year	GP-GS	Min-Avg	FG-FGA	Pct	3FG-FGA	Pct	FT-FTA	Pct	Off-Def-Tot-Avg	PF-FO	Ast	TO	Blk	Stl	Pts	Avg
2023-24	12-10	238-19.9	31-57	.544	3-10	.300	12-21	.571	21-34-55-4.6	32-0	4	6	10	8	77	6.4
Career	12-10	238-19.9	31-57	.544	3-10	.300	12-21	.571	21-34-55-4.6	32-0	4	6	10	8	77	6.4

3 ADOU THIERO

So. | Guard | 6-8 | 222 | Pittsburgh | Quaker Valley HS



2023-24 SEASON/CAREER HIGHS		
Points		
Season	16, vs. Kansas (11/14/23)	
Career	16, vs. Kansas (11/14/23)	
Rebounds		
Season	13, vs. Kansas (11/14/23)	
Career	13, vs. Kansas (11/14/23)	
Field Goals		
Season	5, vs. Kansas (11/14/23)	
Career	5, vs. Kansas (11/14/23)	
Field Goals Attempted		
Season	10, vs. Kansas (11/14/23)	
Career	10, vs. Kansas (11/14/23)	
3-Point Field Goals		
Season	1, 3x, last at Louisville (12/21/23)	
Career	1, 6x, last at Louisville (12/21/23)	
3-Point Field Goals Attempted		
Season	3, vs. Kansas (11/14/23)	
Career	3, vs. Kansas (11/14/23)	
Free Throws		
Season	5, vs. Kansas (11/14/23)	
Career	5, vs. Kansas (11/14/23)	
Free Throws Attempted		
Season	6, vs. Kansas (11/14/23)	
Career	6, 3x, last vs. Kansas (11/14/23)	
Assists		
Season	3, MIAMI (11/28/23)	
Career	3, MIAMI (11/28/23)	
Steals		
Season	3, ST. JOE'S (11/20/23)	
Career	3, ST. JOE'S (11/20/23)	
Blocked Shots		
Season	4, vs. North Carolina (12/16/23)	
Career	4, vs. North Carolina (12/16/23)	
Minutes Played		
Season	31, 2x, last ST. JOE'S (11/20/23)	
Career	31, 2x, last ST. JOE'S (11/20/23)	
MISCELLANEOUS		
	2023-24	CAREER*
Dunks	4	6
Double-Figure Scoring Games	1	1
Double-Figure Rebounding Games	1	1
Games With Double-Double	1	1
Games Led UK in Scoring	0	0
Games Led UK in Rebounding	4	4
Games Led UK in Assists	0	0
Games Led UK in Steals	0	4
Games Led UK in Blocks	3	6
Games With 3+ Assists	1	1
Games With 3+ Blocks	1	1
Games With 3+ Steals	1	1
Games With 3+ Three-Pointers	0	0

- Returned to the court at Arkansas, making his ninth start of the season
- Scored seven points with four rebounds and a block vs. UofL
- Came off the bench for the first time this season and provided UK with 17 strong minutes, hitting a 3-pointer and added a career-high four blocks, scoring all seven of his points in the first half
- Career-high three assists vs. Miami with nine points and a team-best six rebounds
- Set a new career high in steals and minutes vs. St. Joe's with three swipes and 31 minutes played
- Posted first career double-double with a career highs in points (16) and rebounds (13) in a career-high 31 minutes against No. 1 Kansas
- In his first collegiate start, generated five points and a career-high seven boards vs. New Mexico State
- Averaged 7.5 points, 5.8 rebounds and 1.3 blocks per game during the summer's GLOBL JAM
- Notched averages of 2.3 points and 1.9 rebounds per game in 20 appearances as a freshman last year
- Had season highs of seven points and five rebounds in 24 minutes in a critical road victory at Arkansas
- Averaged 23.3 points, 10.3 rebounds, 5.9 assists, 3.9 steals and 2.3 blocks per game and directed Quaker Valley to a 27-1 record and a 14-0 mark in league play as a senior in high school
- Finished his high school career with 1,624 career points which ranked as the third most in team history
- Father, Almamy, played for John Calipari at Memphis

Game-By-Game Statistics

Opponent	Date	GS	Min	FG-A	Pct.	3FG-A	Pct.	FT-A	Pct.	Off-Def-Tot	PF	Ast	TO	Blk	Stl	Pts
NEW MEXICO ST.	11/6	*	20	1-3	.333	0-1	.000	3-5	.600	1-6-7	2	0	1	1	0	5
A&M-COMMERCE	11/10			DNP - Injury (concussion protocol)												
vs. Kansas	11/14	*	31	5-10	.500	1-3	.333	5-6	.833	6-7-13	2	1	1	0	0	16
STONEHILL	11/17	*	27	2-4	.500	0-0	.000	2-2	1.000	1-4-5	0	0	0	1	0	6
ST. JOSEPH'S	11/20	*	31	3-6	.500	0-1	.000	1-4	.250	0-5-5	2	0	0	0	3	7
MARSHALL	11/24	*	23	3-6	.500	0-1	.000	0-0	.000	3-4-7	3	2	2	2	2	6
MIAMI	11/28	*	28	4-5	.800	0-0	.000	1-1	1.000	1-5-6	3	3	2	1	0	9
UNC WILMINGTON	12/2	*	25	2-4	.500	0-0	.000	3-3	1.000	1-5-6	3	0	0	1	0	7
vs. Penn	12/9	*	15	3-5	.600	0-0	.000	0-0	.000	2-0-2	1	0	1	0	2	6
vs. North Carolina	12/16		17	2-4	.500	1-2	.000	2-2	1.000	0-1-1	3	2	1	4	0	7
at Louisville	12/21		13	2-4	.500	1-2	.500	2-2	1.000	1-3-4	1	0	1	1	0	7
ILLINOIS STATE	12/29			DNP - Injury (general soreness)												
at Florida	1/6			DNP - Injury (general soreness)												
MISSOURI	1/9			DNP - Injury (general soreness)												
at Texas A&M	1/13			DNP - Injury (general soreness)												
MISSISSIPPI ST.	1/17			DNP - Injury (general soreness)												
GEORGIA	1/20			DNP - Injury (general soreness)												
at South Carolina	1/23			DNP - Injury (general soreness)												
at Arkansas	1/27	*	12	0-5	.000	0-0	.000	1-2	.500	3-3-6	3	0	0	1	0	1

Career Statistics

Year	GP-GS	Min-Avg	FG-FGA	Pct	3FG-FGA	Pct	FT-FTA	Pct	Off-Def-Tot-Avg	PF-FO	Ast	TO	Blk	Stl	Pts	Avg
2022-23	20-0	190-9.5	10-29	.345	3-9	.333	23-33	.697	16-21-37-1.9	26-0	8	13	6	9	46	2.3
2023-24	11-9	242-22.0	27-56	.482	3-10	.300	20-27	.741	19-43-62-5.6	23-0	8	9	12	7	77	7.0
Career	31-9	432-13.9	37-85	.435	6-19	.316	43-60	.717	35-64-99-3.2	49-0	16	22	18	16	123	4.0

4 TRE MITCHELL

Gr. | Forward | 6-9 | 231 | Pittsburgh | West Virginia University



2023-24 SEASON/CAREER HIGHS*		
Points		
Season	23, GEORGIA (1/20/24)	
Career	37, at La Salle (12/15/20)	
Rebounds		
Season	14, MISSOURI (1/9/24)	
Career	19, at Fordham (2/22/20)	
Field Goals		
Season	8, 3x, last GEORGIA (1/20/24)	
Career	13, 3x, last at La Salle (12/15/20)	
Field Goals Attempted		
Season	15, 2x, last MARSHALL (11/24/23)	
Career	22, DAYTON (2/15/20)	
3-Point Field Goals		
Season	4, 2x, last at Louisville (12/21/23)	
Career	6, vs. Rhode Island (3/7/20)	
3-Point Field Goals Attempted		
Season	10, ST. JOE'S (11/20/23)	
Career	10, ST. JOE'S (11/20/23)	
Free Throws		
Season	6, 3x, last GEORGIA (1/20/24)	
Career	10, GEORGE MASON (12/30/20)	
Free Throws Attempted		
Season	8, UNCW (12/2/23)	
Career	14, at La Salle (12/16/20)	
Assists		
Season	7, MIAMI (11/28/23)	
Career	7, MIAMI (11/28/23)	
Steals		
Season	3, A&M-COMMERCE (11/10/23)	
Career	4, vs. Texas Tech (3/8/23)	
Blocked Shots		
Season	4, ST. JOE'S (11/20/23)	
Career	4, ST. JOE'S (11/20/23)	
Minutes Played		
Season	44, at Texas A&M (1/13/24)	
Career	44, at Texas A&M (1/13/24)	
MISCELLANEOUS 2023-24 CAREER		
Dunks	3	37
Double-Figure Scoring Games	13	84
Double-Figure Rebounding Games	6	17
Games With Double-Double	4	15
Games Led Team in Scoring	2	36
Games Led Team in Rebounding	10	48
Games Led Team in Assists	3	16
Games Led Team in Steals	3	25
Games Led Team in Blocks	7	53
Games With 3+ Assists	13	36
Games With 3+ Blocks	2	8
Games With 3+ Steals	1	6
Games With 3+ Three-Pointers	3	12
<i>*includes WVU/UT/UMass statistics</i>		

- Dished 62 assists this season, the most of his collegiate career
- Has scored in double-figures in six of seven SEC games
- Had fourth double-double of season in win at Arkansas
- Season-high 23 points in win vs. Georgia
- Scored 20 points and 14 rebounds vs. Missouri, UK's first 20-10 game of the season
- UK is 10-1 this season when he scores at least 12 points
- Incredible game vs. UofL with 18 points and team-best 12 rebounds for his first double-double at Kentucky, hitting four 3s in the effort
- Has dished out three or more assists in 13 of the 17 games
- Scored 14 points with a career-best seven assists vs. Miami
- Led UK in scoring against St. Joe's with 22 points, hitting a season-best four 3-pointers, including two in overtime to help UK seal the victory
- Notched 18 points, eight rebounds and a team-high three steals in the win over A&M-Commerce
- Graduate student who has amassed more than 1,300 career points and more than 550 career rebounds
- Averaged 11.7 points and 5.5 rebounds per game, while making 32 starts at West Virginia a season ago
- A-10 First-Team player as a sophomore where he averaged a team-best 18.8 points and 7.2 rebounds at UMass
- Was the A-10 Rookie of the Year as a freshman with the Minutemen averaging 17.7 points and 7.2 rebounds per game

Game-By-Game Statistics

Opponent	Date	GS	Min	FG-A	Pct.	3FG-A	Pct.	FT-A	Pct.	Off-Def-Tot	PF	Ast	TO	Blk	Stl	Pts
NEW MEXICO ST.	11/6	*	35	3-8	.375	0-3	.000	3-4	.750	3-6-9	1	5	0	0	1	9
A&M-COMMERCE	11/10	*	32	8-11	.727	1-2	.500	1-1	1.000	2-6-8	0	1	0	1	3	18
vs. Kansas	11/14	*	39	2-4	.500	1-1	1.000	3-7	.429	2-4-6	4	3	0	2	2	8
STONEHILL	11/17	*	31	7-9	.778	1-1	1.000	0-0	.000	1-3-4	2	4	2	0	2	15
ST. JOSEPH'S	11/20	*	41	7-15	.467	4-10	.400	4-6	.667	3-3-6	2	4	0	4	1	22
MARSHALL	11/24	*	28	8-15	.533	1-4	.250	1-1	1.000	1-3-4	3	4	1	1	1	18
MIAMI	11/28	*	33	5-8	.625	1-4	.250	3-4	.750	1-4-5	4	7	3	2	1	14
UNC WILMINGTON	12/2	*	36	2-5	.400	1-2	.500	6-8	.750	0-6-6	4	3	2	1	0	11
vs. Penn	12/9	*	36	2-7	.286	0-2	.000	0-0	.000	0-9-9	2	4	3	1	0	4
vs. North Carolina	12/16	*	32	3-5	.600	1-3	.333	1-2	.500	2-3-5	2	2	2	0	0	8
at Louisville	12/21	*	30	7-13	.538	4-7	.571	0-0	.000	2-10-12	3	1	2	3	2	18
ILLINOIS STATE	12/29	*	29	2-4	.500	1-3	.333	3-4	.750	1-10-11	2	4	0	1	0	8
at Florida	1/6	*	35	5-12	.417	0-2	.000	2-3	.667	1-9-10	3	0	1	0	2	12
MISSOURI	1/9	*	40	6-11	.545	2-6	.333	6-6	1.000	2-12-14	2	3	2	2	0	20
at Texas A&M	1/13	*	44	3-13	.231	1-6	.167	1-2	.500	8-5-13	2	6	3	1	0	8
MISSISSIPPI ST.	1/17	*	28	5-5	1.000	1-1	1.000	4-4	1.000	1-2-3	2	3	1	1	0	15
GEORGIA	1/20	*	28	8-10	.800	1-2	.500	6-7	.857	1-4-5	3	4	1	1	0	23
at South Carolina	1/23	*	34	5-8	.625	1-1	1.000	2-2	1.000	2-3-5	3	2	2	2	0	13
at Arkansas	1/27	*	33	3-10	.300	3-6	.500	1-2	.500	1-10-11	3	2	1	1	2	10

Career Statistics

Year	GP-GS	Min-Avg	FG-FGA	Pct	3FG-FGA	Pct	FT-FTA	Pct	Off-Def-Tot-Avg	PF-FO	Ast	TO	Blk	Stl	Pts	Avg
2019-20	31-31	955-30.8	206-428	.481	37-112	.330	45-177	.254	45-177-222-7.2	93-3	58	101	32	31	548	17.7
2020-21	13-12	419-32.2	83-160	.519	15-40	.375	63-82	.768	18-75-93-7.2	35-0	29	28	20	16	244	18.8
2021-22	24-17	447-18.6	77-161	.478	15-46	.326	40-50	.800	30-65-95-4.0	41-0	32	35	16	17	209	8.7
2022-23	34-32	1019-30.0	143-304	.470	36-99	.364	75-95	.789	45-142-187-5.5	91-2	61	73	21	28	397	11.7
2023-24	19-19	645-34.0	91-173	.526	25-66	.379	47-63	.746	34-112-146-7.7	47-0	62	26	24	17	254	13.4
TOTAL	121-111	3490-28.8	600-1226	.489	128-363	.353	324-426	.761	172-571-743-6.1	307-5	242	263	113	109	1652	13.7

12 ANTONIO REEVES

Sr. | Guard | 6-6 | 195 | Chicago | Illinois State University



2023-24 SEASON/CAREER HIGHS*

Points	Season	30, at Louisville (12/21/23)
	Career	37, at Arkansas (3/4/23)
Rebounds	Season	8, vs. Kansas (11/14/23)
	Career	10, UTSA (12/21/21)
Field Goals	Season	10, 2x, last ILLINOIS ST. (12/29/23)
	Career	13, VALPARAISO (2/9/22)
Field Goals Attempted	Season	25, vs. Kansas (11/14/23)
	Career	25, vs. Kansas (11/14/23)
3-Point Field Goals	Season	5, 3x, last at Texas A&M (1/13/24)
	Career	6, 3x, last at Ole Miss (1/31/23)
3-Point Field Goals Attempted	Season	17, vs. Kansas (11/14/23)
	Career	17, vs. Kansas (11/14/23)
Free Throws	Season	9, MISSISSIPPI ST. (1/17/24)
	Career	11, at Arkansas (3/4/23)
Free Throws Attempted	Season	9, MISSISSIPPI ST. (1/17/24)
	Career	11, at Arkansas (3/4/23)
Assists	Season	4, 2x, last GEORGIA (1/20/24)
	Career	5, 2x, last vs. SOUTHERN ILLINOIS (2/5/22)
Steals	Season	2, 3x, last at Arkansas (1/27/24)
	Career	3, 5x, last LOYOLA CHICAGO (2/21/22)
Blocked Shots	Season	1, 5x, last at S. Carolina (1/20/24)
	Career	3, 2x, last UNI (3/4/22)
Minutes Played	Season	38, MIAMI (11/24/23)
	Career	46, at Eastern Michigan (11/12/21)
MISCELLANEOUS	2023-24	CAREER
Dunks	6	24
Double-Figure		
Scoring Games	18	104
Double-Figure		
Rebounding Games	0	1
Games With		
Double-Double	0	1
Games Led Team		
in Scoring	8	55
Games Led Team		
in Rebounding	2	8
Games Led Team		
in Assists	0	8
Games Led Team		
in Steals	1	23
Games Led Team		
in Blocks	1	8
Games With		
3+ Assists	4	22
Games With		
3+ Blocks	0	1
Games With		
3+ Steals	0	5
Games With		
3+ Three-Pointers	9	45
*includes Illinois State statistics		

- Jerry West Award Top 10
- Has scored more than 20 points in four of last five games
- Team's leading scorer at 19.5 points per game
- Scored in double figures in every game but one this season
- Led UK with 24 points in a come-from-behind win at Arkansas
- Crossed the 2,000-point milestone in win over Georgia, scoring 21, his ninth game with at least 20 points this season
- Led team with 27 points, and a season-high nine made free throws in win over Mississippi State
- Scored 27 points against Illinois State, hitting four 3s with six rebounds
- Scored 30 points at UofL - the most by a UK player vs. UofL in the Coach Cal Era - earning MVP by the Bluegrass Sports Commission
- Had 23 points, hitting a season-high tying 5 3s against Marshall with four rebounds
- Scored a team-high 24 points while pulling down eight boards vs. Kansas
- Was the Co-Sixth Man of the Year in the SEC a season ago
- UK's returning leader in points per game (14.4), 3-pointers made (80), 3-point field-goal percentage (39.8%) and free-throw percentage (78.3%)

Game-By-Game Statistics

Opponent	Date	GS	Min	FG-A	Pct.	3FG-A	Pct.	FT-A	Pct.	Off-Def-Tot	PF	Ast	TO	Blk	Stl	Pts
NEW MEXICO ST.	11/6	*	35	4-10	.400	2-6	.333	1-2	.500	0-2-2	0	1	1	0	2	11
A&M-COMMERCE	11/10	*	29	8-14	.571	5-8	.625	0-0	.000	0-6-6	2	2	0	0	0	21
vs. Kansas	11/14	*	34	7-25	.280	3-17	.176	7-7	1.000	3-5-8	2	1	1	0	0	24
STONEHILL	11/17	*	27	6-10	.600	3-6	.500	0-0	.000	1-4-5	0	4	2	0	0	15
ST. JOSEPH'S	11/20	*	32	7-9	.778	3-3	1.000	3-4	.750	0-5-5	0	3	0	1	0	20
MARSHALL	11/24	*	30	8-13	.615	5-7	.714	2-2	1.000	2-2-4	1	1	2	0	0	23
MIAMI	11/28	*	38	7-12	.583	1-3	.333	3-4	.750	2-3-5	1	1	1	0	1	18
UNC WILMINGTON	12/2	*	27	5-9	.556	1-2	.500	3-4	.750	0-3-3	5	0	2	0	1	14
vs. Penn	12/9	*	26	7-13	.538	2-6	.333	0-1	.000	2-1-3	2	1	1	0	0	16
vs. North Carolina	12/16	*	23	2-9	.222	1-3	.333	4-4	1.000	1-3-4	1	1	1	1	1	9
at Louisville	12/21	*	30	10-16	.625	4-5	.800	6-7	.857	1-0-1	2	2	1	0	2	30
ILLINOIS STATE	12/29	*	34	10-15	.667	4-8	.500	3-3	1.000	1-5-6	1	2	0	0	0	27
at Florida	1/6	*	27	8-16	.500	2-7	.286	1-2	.500	1-1-2	2	0	2	1	0	19
MISSOURI	1/9	*	29	3-9	.333	0-5	.000	8-8	1.000	0-6-6	3	1	1	0	1	14
at Texas A&M	1/13	*	31	7-15	.467	5-10	.500	3-4	.750	0-6-6	3	1	2	1	0	22
MISSISSIPPI ST	1/17	*	30	8-12	.667	2-5	.400	9-9	1.000	0-4-4	0	3	2	0	0	27
GEORGIA	1/20	*	37	7-12	.583	2-4	.500	5-5	1.000	1-4-5	1	4	2	0	1	21
at South Carolina	1/24	*	30	6-18	.333	1-3	.333	2-2	1.000	0-4-4	2	0	1	1	0	15
at Arkansas	1/27	*	37	9-20	.450	4-8	.500	2-3	.667	0-4-4	2	1	3	0	2	24

Career Statistics

Year	GP-GS	Min-Avg	FG-FGA	Pct	3FG-FGA	Pct	FT-FTA	Pct	Off-Def-Tot-Avg	PF-FO	Ast	TO	Blk	Stl	Pts	Avg
2019-20	31-3	693-22.4	81-211	.384	33-105	.314	27-41	.659	15-61-76-2.5	38-0	22	30	2	20	222	7.2
2020-21	25-24	751-30.0	110-259	.425	33-108	.306	58-76	.763	19-63-82-3.3	36-0	36	45	6	9	311	12.4
2021-22	33-33	1151-34.9	237-505	.469	76-195	.390	112-137	.818	19-98-117-3.5	59-2	60	77	15	36	662	20.1
2022-23	34-14	948-27.9	168-404	.416	80-201	.398	72-92	.783	13-59-72-2.1	70-1	37	50	6	14	488	14.4
2023-24	19-19	587-30.9	129-257	.502	50-116	.431	62-71	.873	15 68 83 4.4	30-1	29	25	5	11	370	19.5
Career	142-93	4130-29.1	725-1636	.443	272-725	.375	331-417	.794	81-349-430-3.0	233-4	184	227	34	90	2053	14.5

13 GRANT DARBYSHIRE

So. | Guard | 6-3 | 190 | Cincinnati | Sycamore HS



2023-24 SEASON/CAREER HIGHS		
Points		
Season	-	
Career	-	
Rebounds		
Season	-	
Career	-	
Field Goals		
Season	-	
Career	-	
Field Goals Attempted		
Season	-	
Career	-	
3-Point Field Goals		
Season	-	
Career	-	
3-Point Field Goals Attempted		
Season	-	
Career	-	
Free Throws		
Season	-	
Career	-	
Free Throws Attempted		
Season	-	
Career	-	
Assists		
Season	-	
Career	-	
Steals		
Season	-	
Career	-	
Blocked Shots		
Season	-	
Career	-	
Minutes Played		
Season	1, 3x, last ILLINOIS ST. (12/29/23)	
Career	1, 3x, last ILLINOIS ST. (12/29/23)	
MISCELLANEOUS		
	2023-24	CAREER*
Dunks	0	0
Double-Figure Scoring Games	0	0
Double-Figure Rebounding Games	0	0
Games With Double-Double	0	0
Games Led UK in Scoring	0	0
Games Led UK in Rebounding	0	0
Games Led UK in Assists	0	0
Games Led UK in Steals	0	0
Games Led UK in Blocks	0	0
Games With 3+ Assists	0	0
Games With 3+ Blocks	0	0
Games With 3+ Steals	0	0
Games With 3+ Three-Pointers	0	0

- Played in his first career game against Marshall
- Saw time in UK's double-digit win at Louisville and Illinois State
- Saw action in UK's exhibition win over Kentucky State
- Is UK's SAAC representative and also serves on the SEC Leadership Council
- Served as a captain for Sycamore as a senior and helped lead the team to the Greater Miami Conference championship
- Team amassed a 20-3 record, which was the best in school history
- Was a summa cum laude graduate and was also a National Merit Scholar Commended, a four-time All Conference Academic Team member and was a member of the National Honor Society, the Spanish National Honor Society

Game-By-Game Statistics

Opponent	Date	GS	Min	FG-A	Pct.	3FG-A	Pct.	FT-A	Pct.	Off-Def-Tot	PF	Ast	TO	Blk	Stl	Pts
NEW MEXICO ST.	11/6															
A&M-COMMERCE	11/10															
vs. Kansas	11/14															
STONEHILL	11/17															
ST. JOSEPH'S	11/20															
MARSHALL	11/24	1		0-0	.000	0-0	.000	0-0	.000	0-0-0	0	0	0	0	0	0
MIAMI	11/28															
UNC WILMINGTON	12/2															
vs. Penn	12/9															
vs. North Carolina	12/16															
at Louisville	12/21	1		0-0	.000	0-0	.000	0-0	.000	0-0-0	0	0	0	0	0	0
ILLINOIS STATE	12/29	1		0-0	.000	0-0	.000	0-0	.000	0-0-0	0	0	0	0	0	0
at Florida	1/6															
MISSOURI	1/9															
at Texas A&M	1/13															
MISSISSIPPI ST	1/17															
GEORGIA	1/20															
at South Carolina	1/23															
at Arkansas	1/27															

Career Statistics

Year	GP-GS	Min-Avg	FG-FGA	Pct	3FG-FGA	Pct	FT-FTA	Pct	Off-Def-Tot-Avg	PF-FO	Ast	TO	Blk	Stl	Pts	Avg
2023-24	3-0	2-0.7	0-0	.000	0-0	.000	0-0	.000	0-0-0-0.0	0-0	0	0	0	0	0	0.0
Career	3-0	2-0.7	0-0	.000	0-0	.000	0-0	.000	0-0-0-0.0	0-0	0	0	0	0	0	0.0

14 BRENNAN CANADA

Gr. | Forward | 6-5 | 200 | Mt. Sterling, Ky. | George Rogers Clark HS



2023-24 SEASON/CAREER HIGHS

Points		
Season	-	
Career	3, S. CAROLINA ST. (11/17/22)	
Rebounds		
Season	1, NEW MEXICO ST. (11/6/23)	
Career	1, 3x, last NEW MEXICO ST. (11/6/23)	
Field Goals		
Season	-	
Career	1, 4x, last S. CAROLINA ST. (11/17/22)	
Field Goals Attempted		
Season	-	
Career	2, WESTERN KENTUCKY (12/22/21)	
3-Point Field Goals		
Season	-	
Career	1, S. CAROLINA ST. (11/17/22)	
3-Point Field Goals Attempted		
Season	-	
Career	1, 3x, last N. FLORIDA (11/23/22)	
Free Throws		
Season	-	
Career	-	
Free Throws Attempted		
Season	-	
Career	-	
Assists		
Season	1, NEW MEXICO ST. (11/6/23)	
Career	1, 2x, last NEW MEXICO ST. (11/6/23)	
Steals		
Season	-	
Career	1, SOUTH CAROLINA (3/6/21)	
Blocked Shots		
Season	-	
Career	1, TENNESSEE (1/15/22)	
Minutes Played		
Season	1, 4x, last ILLINOIS ST. (12/29/23)	
Career	3, HIGH POINT (12/31/21)	
MISCELLANEOUS	2023-24	CAREER
Dunks	0	0
Double-Figure		
Scoring Games	0	0
Double-Figure		
Rebounding Games	0	0
Games With		
Double-Double	0	0
Games Led UK		
in Scoring	0	0
Games Led UK		
in Rebounding	0	0
Games Led UK		
in Assists	0	0
Games Led UK		
in Steals	0	0
Games Led UK		
in Blocks	0	1
Games With		
3+ Assists	0	0
Games With		
3+ Blocks	0	0
Games With		
3+ Steals	0	0
Games With		
3+ Three-Pointers	0	0

- Saw action vs. Marshall, Illinois State and Louisville
- Had a rebound and an assist in the win over New Mexico State
- Graduate student with veteran presence on UK's young roster. Played 39 minutes in the Blue-White game, scoring five points
- Made his first career start last season on Senior Day against Vanderbilt
- Graduated with a degree in communication and is now pursuing a graduate degree in sport, fitness and recreation management
- Inducted into UK's Frank G. Ham Society of Character which honors student-athletes who have shown an extraordinary commitment to academic excellence, athletic participation, personal development, career preparation and serving as a role model

Game-By-Game Statistics

Opponent	Date	GS	Min	FG-A	Pct.	3FG-A	Pct.	FT-A	Pct.	Off-Def-Tot	PF	Ast	TO	Blk	Stl	Pts
NEW MEXICO ST.	11/6		1	0-0	.000	0-0	.000	0-0	.000	0-1-1	0	1	0	0	0	0
A&M-COMMERCE	11/10		DNP - Coaches' Decision													
vs. Kansas	11/14		DNP - Coaches' Decision													
STONEHILL	11/17		DNP - Coaches' Decision													
ST. JOSEPH'S	11/20		DNP - Coaches' Decision													
MARSHALL	11/24		1	0-0	.000	0-0	.000	0-0	.000	0-0-0	0	0	0	0	0	0
MIAMI	11/28		DNP - Coaches' Decision													
UNC WILMINGTON	12/2		DNP - Coaches' Decision													
vs. Penn	12/9		DNP - Coaches' Decision													
vs. North Carolina	12/16		DNP - Coaches' Decision													
at Louisville	12/21		1	0-0	.000	0-0	.000	0-0	.000	0-0-0	0	0	0	0	0	0
ILLINOIS STATE	12/29		1	0-0	.000	0-0	.000	0-0	.000	0-0-0	0	0	0	0	0	0
at Florida	1/6		DNP - Coaches' Decision													
MISSOURI	1/9		DNP - Coaches' Decision													
at Texas A&M	1/13		DNP - Coaches' Decision													
MISSISSIPPI ST.	1/17		DNP - Coaches' Decision													
GEORGIA	1/20		DNP - Coaches' Decision													
at South Carolina	1/23		DNP - Coaches' Decision													
at Arkansas	1/27		DNP - Coaches' Decision													

Career Statistics

Year	GP-GS	Min-Avg	FG-FGA	Pct	3FG-FGA	Pct	FT-FTA	Pct	Off-Def-Tot-Avg	PF-FO	Ast	TO	Blk	Stl	Pts	Avg
2019-20	4-0	3-0.8	0-0	.000	0-0	.000	0-0	.000	0-0-0-0.0	0-0	0	1	0	0	0	0.0
2020-21	2-0	3-1.5	0-0	.000	0-0	.000	0-0	.000	0-0-0-0.0	0-0	0	2	0	1	0	0.0
2021-22	9-0	13-1.4	3-4	.750	0-1	.000	0-0	.000	1-0-1-0.1	0-0	1	0	1	0	6	0.7
2022-23	5-1	9-1.8	1-3	.333	1-3	.333	0-0	.000	0-1-1-0.2	0-0	0	0	0	3	3	0.6
2023-24	4-0	3-0.8	0-0	.000	0-0	.000	0-0	.000	0-1-1-0.5	0-0	1	0	0	0	0	0.0
TOTAL	24-1	30-1.3	4-7	.571	1-4	.250	0-0	.000	1-2-3-0.1	0-0	2	3	1	1	9	0.4

15 REED SHEPPARD

Fr. | Guard | 6-3 | 187 | London, Ky. | North Laurel HS



2023-24 SEASON/CAREER HIGHS

Points		
Season	25, 2x, last UNCW (12/2/23)	
Career	25, 2x, last UNCW (12/2/23)	
Rebounds		
Season	9, UNCW (12/2/23)	
Career	9, UNCW (12/2/23)	
Field Goals		
Season	9, 2x, last UNCW (12/2/23)	
Career	9, 2x, last UNCW (12/2/23)	
Field Goals Attempted		
Season	17, UNCW (12/2/23)	
Career	17, UNCW (12/2/23)	
3-Point Field Goals		
Season	7, STONEHILL (11/17/23)	
Career	7, STONEHILL (11/17/23)	
3-Point Field Goals Attempted		
Season	9, MIAMI (11/28/23)	
Career	9, MIAMI (11/28/23)	
Free Throws		
Season	9, at Florida (1/6/24)	
Career	9, at Florida (1/6/24)	
Free Throws Attempted		
Season	11, at Florida (1/6/24)	
Career	11, at Florida (1/6/24)	
Assists		
Season	11, at Louisville (12/21/23)	
Career	11, at Louisville (12/21/23)	
Steals		
Season	5, ST. JOE'S (11/20/23)	
Career	5, ST. JOE'S (11/20/23)	
Blocked Shots		
Season	2, 4x, last ILLINOIS ST. (12/29/23)	
Career	2, 4x, last ILLINOIS ST. (12/29/23)	
Minutes Played		
Season	39, UNCW (12/2/23)	
Career	39, UNCW (12/2/23)	
MISCELLANEOUS		
	2023-24	CAREER*
Dunks	4	4
Double-Figure Scoring Games	13	13
Double-Figure Rebounding Games	0	0
Games With Double-Double	0	0
Games Led UK in Scoring	3	3
Games Led UK in Rebounding	2	2
Games Led UK in Assists	6	6
Games Led UK in Steals	14	14
Games Led UK in Blocks	3	3
Games With 3+ Assists	13	13
Games With 3+ Blocks	0	0
Games With 3+ Steals	8	8
Games With 3+ Three-Pointers	6	6

- Named to the Wooden Award Midseason Watch List
- Logged 14 second-half points to go along with five assists, four boards and four steals in a come-from-behind win at Arkansas
- Team-high plus-21 in win vs. Mississippi State, while leading team with six assists
- Scored 14 points and was 9-of-11 from the free-throw line, including 6-of-6 late in the game to ice the UK victory at Florida
- Named SEC Freshman of the Week on Dec. 4 after games vs. Miami and UNC Wilmington and on Dec. 26 after UofL performance
- Eleven points vs. UofL with a career-best 11 assists in the game
- Eleven points vs. UNC, adding two steals and six rebounds
- First-career start vs. UNCW, leading UK in points (25), rebounds (9), assists (6) and steals (2)
- Was the star for UK against No. 8 Miami, leading UK with 21 points, going 5-of-9 from 3 with five rebounds, four assists and three steals
- Went for a season-high 25 points, on 9-of-10 shooting and 7 for 8 from deep. Added seven assists to go along with three rebounds and three steals vs. Stonehill
- Totaled 13 points and a game-high four steals against No. 1 Kansas
- UK was plus-23 with him on the floor in the win over A&M-Commerce. He contributed team highs in steals (3) and blocks (2)
- Mr. Kentucky Basketball in 2023 and finished high school career with 3,727 career points
- McDonald's All American and helped Team Ohio to win Junior International Championship in Italy and earned MVP honors after scoring 26 points in the title game

Game-By-Game Statistics

Opponent	Date	GS	Min	FG-A	Pct.	3FG-A	Pct.	FT-A	Pct.	Off-Def-Tot	PF	Ast	TO	Blk	Stl	Pts
NEW MEXICO ST.	11/6		21	4-6	.667	1-2	.500	3-3	1.000	0-5-5	1	2	0	2	2	12
A&M-COMMERCE	11/10		29	1-5	.200	1-3	.333	0-0	.000	0-3-3	1	1	1	2	3	3
vs. Kansas	11/14		16	4-5	.800	3-4	.750	2-2	1.000	0-0-0	3	1	2	0	4	13
STONEHILL	11/17		26	9-10	.900	7-8	.875	0-0	.000	0-3-3	2	7	1	2	3	25
ST. JOSEPH'S	11/20		25	0-1	.000	0-1	.000	0-0	.000	0-4-4	1	4	3	0	5	0
MARSHALL	11/24		26	4-6	.667	2-3	.667	2-2	1.000	0-7-7	1	6	1	0	2	12
MIAMI	11/28		30	8-13	.615	5-9	.556	0-0	.000	0-5-5	2	4	1	1	3	21
UNC WILMINGTON	12/2	*	39	9-17	.529	3-6	.500	4-4	1.000	1-8-9	0	6	3	0	2	25
vs. Penn	12/9		27	2-4	.500	1-3	.333	1-2	.500	1-4-5	1	3	0	1	3	6
vs. North Carolina	12/16		25	4-9	.444	1-3	.333	2-2	1.000	1-5-6	1	2	3	1	1	11
at Louisville	12/21		27	3-6	.500	2-3	.667	3-4	.750	0-4-4	1	11	2	0	2	11
ILLINOIS STATE	12/29		24	4-8	.500	2-5	.400	1-1	1.000	0-5-5	1	5	2	2	2	11
at Florida	1/6		24	2-4	.500	1-3	.333	9-11	.818	0-5-5	3	2	1	0	0	14
MISSOURI	1/9		23	1-4	.250	1-3	.333	0-0	.000	0-0-0	2	4	0	0	2	3
at Texas A&M	1/13		33	3-5	.600	3-5	.600	4-6	.667	2-4-6	4	3	2	1	3	13
MISSISSIPPI ST.	1/17		31	2-5	.400	2-5	.400	3-3	1.000	1-5-6	2	6	0	0	2	9
GEORGIA	1/20		25	4-5	.800	4-5	.800	0-1	.000	0-1-1	2	5	3	0	2	12
at South Carolina	1/23		14	1-4	.250	1-2	.500	0-0	.000	0-3-3	0	0	2	0	1	3
at Arkansas	1/27		35	5-12	.417	2-3	.667	2-3	.667	0-4-4	2	5	1	1	4	14

Career Statistics

Year	GP-GS	Min-Avg	FG-FGA	Pct	3FG-FGA	Pct	FT-FTA	Pct	Off-Def-Tot-Avg	PF-FO	Ast	TO	Blk	Stl	Pts	Avg
2023-24	19-1	501-26.4	70-129	.543	42-76	.553	36-44	.818	5-72-77-4.1	30-0	77	28	13	47	218	11.5
Career	19-1	501-26.4	70-129	.543	42-76	.553	36-44	.818	5-72-77-4.1	30-0	77	28	13	47	218	11.5

20 JOEY HART

Fr. | Guard | 6-5 | 203 | Linton, Ind. | Linton-Stockton HS



2023-24 SEASON/CAREER HIGHS		
Points		
Season	3, MARSHALL (11/24/23)	
Career	3, MARSHALL (11/24/23)	
Rebounds		
Season	-	
Career	-	
Field Goals		
Season	1, MARSHALL (11/24/23)	
Career	1, MARSHALL (11/24/23)	
Field Goals Attempted		
Season	2, MARSHALL (11/24/23)	
Career	2, MARSHALL (11/24/23)	
3-Point Field Goals		
Season	1, MARSHALL (11/24/23)	
Career	1, MARSHALL (11/24/23)	
3-Point Field Goals Attempted		
Season	1, MARSHALL (11/24/23)	
Career	1, MARSHALL (11/24/23)	
Free Throws		
Season	-	
Career	-	
Free Throws Attempted		
Season	-	
Career	-	
Assists		
Season	-	
Career	-	
Steals		
Season	-	
Career	-	
Blocked Shots		
Season	-	
Career	-	
Minutes Played		
Season	3, MARSHALL (11/24/23)	
Career	3, MARSHALL (11/24/23)	
MISCELLANEOUS		
	2023-24	CAREER*
Dunks	0	0
Double-Figure Scoring Games	0	0
Double-Figure Rebounding Games	0	0
Games With Double-Double	0	0
Games Led UK in Scoring	0	0
Games Led UK in Rebounding	0	0
Games Led UK in Assists	0	0
Games Led UK in Steals	0	0
Games Led UK in Blocks	0	0
Games With 3+ Assists	0	0
Games With 3+ Blocks	0	0
Games With 3+ Steals	0	0
Games With 3+ Three-Pointers	0	0

- Hit his first career 3 against Marshall in three minutes of action
- Made his collegiate debut against New Mexico State
- Saw action in both exhibition victories, playing seven total minutes
- Tallied six points and three assists in the Blue-White Game
- Won the Big Blue Madness dunk contest
- Averaged 23.6 points and shot better than 40% from 3-point range as a senior
- While playing on the Under Armour grassroots circuit prior to his senior season, the three-star prospect shot 45% from deep, averaging 19.8 points per contest

Game-By-Game Statistics

Opponent	Date	GS	Min	FG-A	Pct.	3FG-A	Pct.	FT-A	Pct.	Off-Def-Tot	PF	Ast	TO	Blk	Stl	Pts
NEW MEXICO ST.	11/6	1		0-0	.000	0-0	.000	0-0	.000	0-0-0	0	0	0	0	0	0
A&M-COMMERCE	11/10	DNP - Coaches' Decision														
vs. Kansas	11/14	DNP - Coaches' Decision														
STONEHILL	11/17	1		0-0	.000	0-0	.000	0-0	.000	0-0-0	0	0	0	0	0	0
ST. JOSEPH'S	11/20	DNP - Coaches' Decision														
MARSHALL	11/24	3		1-2	.500	1-1	1.000	0-0	.000	0-0-0	0	0	0	0	0	3
MIAMI	11/28	DNP - Coaches' Decision														
UNC WILMINGTON	12/2	DNP - Coaches' Decision														
vs. Penn	12/9	DNP - Coaches' Decision														
vs. North Carolina	12/16	DNP - Coaches' Decision														
at Louisville	12/21	1		0-0	.000	0-0	.000	0-0	.000	0-0-0	0	0	0	0	0	0
ILLINOIS STATE	12/29	1		0-0	.000	0-0	.000	0-0	.000	0-0-0	0	0	0	0	0	0
at Florida	1/6	DNP - Coaches' Decision														
MISSOURI	1/9	DNP - Coaches' Decision														
at Texas A&M	1/13	DNP - Coaches' Decision														
MISSISSIPPI ST.	1/17	DNP - Coaches' Decision														
GEORGIA	1/20	DNP - Coaches' Decision														
at South Carolina	1/23	DNP - Coaches' Decision														
at Arkansas	1/27	DNP - Coaches' Decision														

Career Statistics

Year	GP-GS	Min-Avg	FG-FGA	Pct	3FG-FGA	Pct	FT-FTA	Pct	Off-Def-Tot-Avg	PF-FO	Ast	TO	Blk	Stl	Pts	Avg
2023-24	5-0	7-1.4	1-2	.500	1-1	1.000	0-0	.000	0-0-0-0.0	0-0	0	0	0	0	3	1.0
Career	5-0	7-1.4	1-2	.500	1-1	1.000	0-0	.000	0-0-0-0.0	0-0	0	0	0	0	3	1.0



2023-24 SEASON/CAREER HIGHS

Points		
Season	28, MARSHALL (11/24/23)	
Career	28, MARSHALL (11/24/23)	
Rebounds		
Season	6, vs. North Carolina (12/16/23)	
Career	6, vs. North Carolina (12/16/23)	
Field Goals		
Season	10, MARSHALL (11/24/23)	
Career	10, MARSHALL (11/24/23)	
Field Goals Attempted		
Season	17, ST. JOE'S (11/20/23)	
Career	17, ST. JOE'S (11/20/23)	
3-Point Field Goals		
Season	3, STONEHILL (11/17/23)	
Career	3, STONEHILL (11/17/23)	
3-Point Field Goals Attempted		
Season	8, STONEHILL (11/17/23)	
Career	8, STONEHILL (11/17/23)	
Free Throws		
Season	7, ST. JOE'S (11/20/23)	
Career	7, ST. JOE'S (11/20/23)	
Free Throws Attempted		
Season	8, ST. JOE'S (11/20/23)	
Career	8, ST. JOE'S (11/20/23)	
Assists		
Season	10, GEORGIA (1/20/24)	
Career	10, GEORGIA (1/20/24)	
Steals		
Season	3, 3x, last, at S. Carolina (1/13/24)	
Career	3, 3x, last, at S. Carolina (1/13/24)	
Blocked Shots		
Season	2, STONEHILL (11/17/23)	
Career	2, STONEHILL (11/17/23)	
Minutes Played		
Season	36, 2x, last at Florida (01/06/24)	
Career	36, 2x, last at Florida (01/06/24)	
MISCELLANEOUS		
	2023-24	CAREER*
Dunks	1	1
Double-Figure		
Scoring Games	10	10
Double-Figure		
Rebounding Games	0	0
Games With		
Double-Double	1	1
Games Led UK		
in Scoring	2	2
Games Led UK		
in Rebounding	2	2
Games Led UK		
in Assists	6	6
Games Led UK		
in Steals	3	3
Games Led UK		
in Blocks	1	1
Games With		
3+ Assists	14	14
Games With		
3+ Blocks	0	0
Games With		
3+ Steals	3	3
Games With		
3+ Three-Pointers	1	1

- Named SEC Freshman of the Week on Jan. 22 after registering his first career double-double, dishing out a career-high 10 assists while scoring 18 points vs. Georgia
- Key for Kentucky in win at Florida, playing a team-high 36 minutes with 14 points (12 in the second half) and three assists
- Earned second SEC Freshman of the Week accolade after a strong performance against No. 9 UNC with 14 points, adding a career-best six rebounds and team-high five assists, playing a game-high 35 minutes
- Named the SEC Freshman of the Week on Nov. 27 after averaging 25.0 points per game in wins over Marshall and Saint Joseph's
- Career game vs. Marshall with 28 points with a career-best 10 field goals, two 3s and a career-high-tying three steals
- Great game vs. St. Joe's with 22 points, five rebounds, six assists and a 3-pointer in 36 minutes of play
- Rated as high as No. 4 overall by both ESPN and 247Sports
- McDonald's All American Game and Jordan Brand Classic MVP
- Three-time Gatorade New Jersey Player of the Year
- Iverson Classic National High School Player of the Year
- Stephen Jackson Community Leadership Award winner
- Father, Dajuan, played for John Calipari at Memphis and was later drafted by the Cleveland Cavaliers
- Brother, Kareem Watkins, is also on UK's roster

Game-By-Game Statistics

Opponent	Date	GS	Min	FG-A	Pct.	3FG-A	Pct.	FT-A	Pct.	Off-Def-Tot	PF	Ast	TO	Blk	Stl	Pts
NEW MEXICO ST.	11/6	*	27	6-13	.462	1-5	.200	0-1	.000	0-2-2	1	4	1	0	3	13
A&M-COMMERCE	11/10	*	32	5-13	.385	0-1	.000	1-1	1.000	0-0-0	0	3	1	0	1	11
vs. Kansas	11/14	*	25	1-12	.083	0-3	.000	2-4	.500	0-2-2	2	1	0	0	1	4
STONEHILL	11/17	*	26	3-9	.333	3-8	.375	0-0	.000	0-5-5	1	3	3	2	1	9
ST. JOSEPH'S	11/20	*	36	7-17	.412	1-4	.250	7-8	.875	1-2-3	2	6	3	1	1	22
MARSHALL	11/24	*	26	10-14	.714	2-5	.400	6-7	.857	0-1-1	3	5	1	1	3	28
MIAMI	11/28	*	10	1-3	.333	0-2	.000	3-4	.750	0-0-0	0	1	0	1	0	5
UNC WILMINGTON	12/2		DNP - Injury (lower extremity)													
vs. Penn	12/9	*	30	4-9	.444	1-2	.500	0-0	.000	0-1-1	0	7	2	0	1	9
vs. North Carolina	12/16	*	35	6-14	.429	2-4	.500	0-1	.000	2-4-6	2	5	2	0	1	14
at Louisville	12/21	*	18	1-6	.167	0-2	.000	0-0	.000	0-1-1	2	1	1	0	0	2
ILLINOIS STATE	12/29	*	29	6-10	.600	2-3	.667	0-0	.000	0-2-2	0	3	1	0	0	14
at Florida	1/6	*	36	6-10	.600	1-2	.500	1-1	1.000	0-3-3	1	3	1	1	0	14
MISSOURI	1/9	*	30	5-8	.625	1-2	.500	5-7	.714	0-1-1	0	3	3	0	0	16
at Texas A&M	1/13	*	31	7-15	.467	1-5	.200	3-5	.600	0-2-2	3	4	2	0	1	18
MISSISSIPPI ST.	1/17	*	26	3-8	.375	1-4	.250	0-0	.000	0-3-3	0	2	2	0	1	7
GEORGIA	1/20	*	29	8-12	.667	2-3	.667	0-2	.000	0-1-1	4	10	2	0	1	18
at South Carolina	1/23	*	30	2-10	.200	0-1	.000	0-0	.000	0-0-0	1	3	1	0	3	4
at Arkansas	1/27	*	35	3-10	.300	0-2	.000	2-2	1.000	0-1-1	2	3	2	0	0	8

Career Statistics

Year	GP-GS	Min-Avg	FG-FGA	Pct	3FG-FGA	Pct	FT-FTA	Pct	Off-Def-Tot-Avg	PF-FO	Ast	TO	Blk	Stl	Pts	Avg
2023-24	18-18	512-28.4	84-193	.435	18-58	.310	30-43	.698	3-31-34-1.9	24-0	67	28	5	19	216	12.0
Career	18-18	512-28.4	84-193	.435	18-58	.310	30-43	.698	3-31-34-1.9	24-0	67	28	5	19	216	12.0

22 WALKER HORN

So. | Guard | 6-3 | 190 | Austin, Texas | Westlake HS



2023-24 SEASON/CAREER HIGHS

Points		
Season	-	
Career	-	
Rebounds		
Season	-	
Career	1, S. CAROLINA ST. (11/17/22)	
Field Goals		
Season	-	
Career	-	
Field Goals Attempted		
Season	-	
Career	1, NORTH FLORIDA (11/23/22)	
3-Point Field Goals		
Season	-	
Career	-	
3-Point Field Goals Attempted		
Season	-	
Career	1, NORTH FLORIDA (11/23/22)	
Free Throws		
Season	-	
Career	-	
Free Throws Attempted		
Season	-	
Career	-	
Assists		
Season	-	
Career	1, S. CAROLINA ST. (11/17/22)	
Steals		
Season	-	
Career	-	
Blocked Shots		
Season	-	
Career	-	
Minutes Played		
Season	1, 4x, last ILLINOIS ST. (12/29/23)	
Career	2, 5x, last at Louisville (12/21/23)	
MISCELLANEOUS		
	2023-24	CAREER*
Dunks	0	0
Double-Figure		
Scoring Games	0	0
Double-Figure		
Rebounding Games	0	0
Games With		
Double-Double	0	0
Games Led UK		
in Scoring	0	0
Games Led UK		
in Rebounding	0	0
Games Led UK		
in Assists	0	0
Games Led UK		
in Steals	0	0
Games Led UK		
in Blocks	0	0
Games With		
3+ Assists	0	0
Games With		
3+ Blocks	0	0
Games With		
3+ Steals	0	0
Games With		
3+ Three-Pointers	0	0

- Saw action vs. Marshall and Illinois State and at Louisville
- Played one minute of the win over New Mexico State
- Appeared in four games as a freshman
- Son of Darrin Horn, the current head men's basketball coach at Northern Kentucky University
- State semifinalist at Westlake as a senior and the team had a 38-2 record
- Averaged 9.3 points, 5.2 assists and 2.4 rebounds as a senior
- Graduated cum laude and was a recipient of a Kentucky Provost Academic Scholarship

Game-By-Game Statistics

Opponent	Date	GS	Min	FG-A	Pct.	3FG-A	Pct.	FT-A	Pct.	Off-Def-Tot	PF	Ast	TO	Blk	Stl	Pts
NEW MEXICO ST.	11/6	1		0-0	.000	0-0	.000	0-0	.000	0-0-0	0	0	0	0	0	0
A&M-COMMERCE	11/10	DNP - Coaches' Decision														
vs. Kansas	11/14	DNP - Coaches' Decision														
STONEHILL	11/17	DNP - Coaches' Decision														
ST. JOSEPH'S	11/20	DNP - Coaches' Decision														
MARSHALL	11/24	1		0-0	.000	0-0	.000	0-0	.000	0-0-0	0	0	0	0	0	0
MIAMI	11/28	DNP - Coaches' Decision														
UNC WILMINGTON	12/2	DNP - Coaches' Decision														
vs. Penn	12/9	DNP - Coaches' Decision														
vs. North Carolina	12/16	DNP - Coaches' Decision														
at Louisville	12/21	1		0-0	.000	0-0	.000	0-0	.000	0-0-0	0	0	0	0	0	0
ILLINOIS STATE	12/29	1		0-0	.000	0-0	.000	0-0	.000	0-0-0	0	0	0	0	0	0
at Florida	1/6	DNP - Coaches' Decision														
MISSOURI	1/9	DNP - Coaches' Decision														
at Texas A&M	1/13	DNP - Coaches' Decision														
MISSISSIPPI ST.	1/17	DNP - Coaches' Decision														
GEORGIA	1/20	DNP - Coaches' Decision														
at South Carolina	1/23	DNP - Coaches' Decision														
at Arkansas	1/27	DNP - Coaches' Decision														

Career Statistics

Year	GP-GS	Min-Avg	FG-FGA	Pct	3FG-FGA	Pct	FT-FTA	Pct	Off-Def-Tot-Avg	PF-FO	Ast	TO	Blk	Stl	Pts	Avg
2022-23	4-0	8-2.0	0-1	.000	0-1	.000	0-0	.000	0-1-1-0.3	1-0	1	4	0	0	0	0.0
2023-24	4-0	3-0.8	0-0	.000	0-0	.000	0-0	.000	0-0-0-0.0	0-0	0	0	0	0	0	0.0
TOTAL	8-0	11-1.4	0-1	.000	0-1	.000	0-0	.000	0-1-1-0.2	1-0	1	4	0	0	0	0.0

23 JORDAN BURKS

Fr. | Forward | 6-8 | 202 | Decatur, Ala. | Overtime Elite



2023-24 SEASON/CAREER HIGHS

Points		
Season	7, NEW MEXICO ST. (11/6/23)	
Career	7, NEW MEXICO ST. (11/6/23)	
Rebounds		
Season	5, 2x, last MARSHALL (11/24/23)	
Career	5, 2x, last MARSHALL (11/24/23)	
Field Goals		
Season	3, NEW MEXICO ST. (11/6/23)	
Career	3, NEW MEXICO ST. (11/6/23)	
Field Goals Attempted		
Season	4, MARSHALL (11/24/23)	
Career	4, MARSHALL (11/24/23)	
3-Point Field Goals		
Season	1, NEW MEXICO ST. (11/6/23)	
Career	1, NEW MEXICO ST. (11/6/23)	
3-Point Field Goals Attempted		
Season	2, vs. Kansas (11/14/23)	
Career	2, vs. Kansas (11/14/23)	
Free Throws		
Season	1, 2x, last ILLINOIS STATE (12/29/23)	
Career	1, 2x, last ILLINOIS STATE (12/29/23)	
Free Throws Attempted		
Season	2, ILLINOIS STATE (12/29/23)	
Career	2, ILLINOIS STATE (12/29/23)	
Assists		
Season	2, vs. Kansas (11/14/23)	
Career	2, vs. Kansas (11/14/23)	
Steals		
Season	1, 2x, last MARSHALL (11/24/23)	
Career	1, 2x, last MARSHALL (11/24/23)	
Blocked Shots		
Season	2, ILLINOIS STATE (12/29/23)	
Career	2, ILLINOIS STATE (12/29/23)	
Minutes Played		
Season	16, STONEHILL (11/17/23)	
Career	16, STONEHILL (11/17/23)	
MISCELLANEOUS		
	2023-24	CAREER*
Dunks	3	3
Double-Figure Scoring Games	0	0
Double-Figure Rebounding Games	0	0
Games With Double-Double	0	0
Games Led UK in Scoring	0	0
Games Led UK in Rebounding	0	0
Games Led UK in Assists	0	0
Games Led UK in Steals	0	0
Games Led UK in Blocks	0	0
Games With 3+ Assists	0	0
Games With 3+ Blocks	0	0
Games With 3+ Steals	0	0
Games With 3+ Three-Pointers	0	0

- Scored five points and added a pair of blocks in the win over Illinois State
- Logged five points and an assist in nine minutes vs. No. 10 Miami
- Had five boards, a block and a steal in 14 minutes vs. Marshall
- Pulled down four boards while handing out two assists as UK was plus-19 with him on the floor against No. 1 Kansas
- Chipped in with seven points, three rebounds and a steal in 12 minutes off the bench in the win over New Mexico State
- Averaged 5.0 points and 4.5 rebounds in 17.5 minutes per game in the two exhibitions
- Posted 20 points and added five rebounds in the Blue-White Game
- Notched averages of 4.3 points and 3.8 rebounds per game at the GLOBL JAM playing in an undersized backup center role
- An explosive scorer at Overtime Elite and led the league with 27.1 points per game in 2022-23. Also contributed 7.5 rebounds, 2.9 assists and 1.4 steals per game
- Scored 20 or more points in all but one game and had a season high of 42 against OTE competition

Game-By-Game Statistics

Opponent	Date	GS	Min	FG-A	Pct.	3FG-A	Pct.	FT-A	Pct.	Off-Def-Tot	PF	Ast	TO	Blk	Stl	Pts
NEW MEXICO ST.	11/6	12	3-3	1.000	1-1	1.000	0-1	.000	3-0-3	1	0	0	0	1	7	
A&M-COMMERCE	11/10	15	0-1	.000	0-0	.000	0-0	.000	2-3-5	4	0	0	0	0	0	
vs. Kansas	11/14	10	0-2	.000	0-2	.000	0-0	.000	1-3-4	2	2	0	0	0	0	
STONEHILL	11/17	16	1-1	1.000	0-0	.000	0-0	.000	0-4-4	2	0	1	0	0	2	
ST. JOSEPH'S	11/20	6	0-0	.000	0-0	.000	0-1	.000	0-1-1	1	0	2	1	0	0	
MARSHALL	11/24	14	1-4	.250	0-0	.000	0-0	.000	2-3-5	1	0	0	1	1	2	
MIAMI	11/28	9	2-2	1.000	0-0	.000	1-1	1.000	0-0-0	1	1	0	0	0	5	
UNC WILMINGTON	12/2	4	0-0	.000	0-0	.000	0-0	.000	0-0-0	0	0	0	0	0	0	
vs. Penn	12/9	DNP - Coaches' Decision														
vs. North Carolina	12/16	DNP - Coaches' Decision														
at Louisville	12/21	3	0-0	.000	0-0	.000	0-0	.000	0-0-0	2	1	0	0	0	0	
ILLINOIS STATE	12/29	11	2-2	1.000	0-0	.000	1-2	.500	0-1-1	2	0	0	2	0	5	
at Florida	1/6	1	0-0	.000	0-0	.000	0-0	.000	0-0-0	1	0	0	0	0	0	
MISSOURI	1/9	1	0-0	.000	0-0	.000	0-0	.000	0-0-0	0	0	0	0	0	0	
at Texas A&M	1/13	1	0-1	.000	0-0	.000	1-2	.500	0-0-0	0	1	0	0	0	1	
MISSISSIPPI ST.	1/17	DNP - Coaches' Decision														
GEORGIA	1/20	DNP - Coaches' Decision														
at South Carolina	1/23	DNP - Coaches' Decision														
at Arkansas	1/27	DNP - Coaches' Decision														

Career Statistics

Year	GP-GS	Min-Avg	FG-FGA	Pct	3FG-FGA	Pct	FT-FTA	Pct	Off-Def-Tot-Avg	PF-FO	Ast	TO	Blk	Stl	Pts	Avg
2023-24	13-0	104-8.0	9-16	.563	1-3	.333	3-7	.429	8-15-23-1.8	17-0	5	3	4	2	21	1.6
Career	13-0	104-8.0	9-16	.563	1-3	.333	3-7	.429	8-15-23-1.8	17-0	5	3	4	2	21	1.6

25 KAREEM WATKINS

Sr. | Guard | 5-8 | 175 | Camden, N.J. | Kingsway Regional HS



2023-24 SEASON/CAREER HIGHS

Season	-	
Career	-	
Rebounds		
Season	-	
Career	1, 3x, last CENTRAL MICH. (11/29/21)	
Field Goals		
Season	-	
Career	-	
Field Goals Attempted		
Season	1, at Louisville (12/21/23)	
Career	1, 3x, last at Louisville (12/21/23)	
3-Point Field Goals		
Season	-	
Career	-	
3-Point Field Goals Attempted		
Season	-	
Career	1, AUBURN (2/25/23)	
Free Throws		
Season	-	
Career	-	
Free Throws Attempted		
Season	-	
Career	-	
Assists		
Season	1, MARSHALL (11/24/23)	
Career	1, 4x, last MARSHALL (11/24/23)	
Steals		
Season	-	
Career	1, 2x, last HIGH POINT (12/31/21)	
Blocked Shots		
Season	-	
Career	-	
Minutes Played		
Season	1, 4x, last ILLINOIS ST. (12/29/23)	
Career	3, HIGH POINT (12/31/21)	
MISCELLANEOUS		
	2023-24	CAREER
Dunks	0	0
Double-Figure		
Scoring Games	0	0
Double-Figure		
Rebounding Games	0	0
Games With		
Double-Double	0	0
Games Led UK		
in Scoring	0	0
Games Led UK		
in Rebounding	0	0
Games Led UK		
in Assists	0	0
Games Led UK		
in Steals	0	0
Games Led UK		
in Blocks	0	0
Games With		
3+ Assists	0	0
Games With		
3+ Blocks	0	0
Games With		
3+ Steals	0	0
Games With		
3+ Three-Pointers	0	0

- Played and had an assist vs. Marshall
- Saw action in the wins over New Mexico State and Illinois State and at Louisville
- Has appeared in 16 career games
- Appeared in all 26 games for Kingsway Regional during his senior season
- Averaged 8.7 points per game and notched 11 double-figure scoring efforts
- Stepfather, Dajuan, played for John Calipari at Memphis
- Brother, D.J., is also on UK's roster

Game-By-Game Statistics

Opponent	Date	GS	Min	FG-A	Pct.	3FG-A	Pct.	FT-A	Pct.	Off-Def-Tot	PF	Ast	TO	Blk	Stl	Pts
NEW MEXICO ST.	11/6	1		0-0	.000	0-0	.000	0-0	.000	0-0-0	0	0	0	0	0	0
A&M-COMMERCE	11/10	DNP - Coaches' Decision														
vs. Kansas	11/14	DNP - Coaches' Decision														
STONEHILL	11/17	DNP - Coaches' Decision														
ST. JOSEPH'S	11/20	DNP - Coaches' Decision														
MARSHALL	11/24	1		0-0	.000	0-0	.000	0-0	.000	0-0-0	0	1	0	0	0	0
MIAMI	11/28	DNP - Coaches' Decision														
UNC WILMINGTON	12/2	DNP - Coaches' Decision														
vs. Penn	12/9	DNP - Coaches' Decision														
vs. North Carolina	12/16	DNP - Coaches' Decision														
at Louisville	12/21	1		0-1	.000	0-0	.000	0-0	.000	0-0-0	0	0	0	0	0	0
ILLINOIS STATE	12/29	1		0-0	.000	0-0	.000	0-0	.000	0-0-0	0	0	0	0	0	0
at Florida	1/6	DNP - Coaches' Decision														
MISSOURI	1/9	DNP - Coaches' Decision														
at Texas A&M	1/13	DNP - Coaches' Decision														
MISSISSIPPI ST.	1/17	DNP - Coaches' Decision														
GEORGIA	1/20	DNP - Coaches' Decision														
at South Carolina	1/23	DNP - Coaches' Decision														
at Arkansas	1/27	DNP - Coaches' Decision														

Career Statistics

Year	GP-GS	Min-Avg	FG-FGA	Pct	3FG-FGA	Pct	FT-FTA	Pct	Off-Def-Tot-Avg	PF-FO	Ast	TO	Blk	Stl	Pts	Avg
2020-21	1-0	2-2.0	0-0	.000	0-0	.000	0-0	.000	0-0-0-0.0	0-0	0	0	0	0	0	0.0
2021-22	9-0	13-1.4	0-1	.000	0-0	.000	0-0	.000	1-2-3-0.3	2-0	2	3	0	2	0	0.0
2022-23	4-0	8-2.0	0-1	.000	0-1	.000	0-0	.000	0-0-0-0.0	0-0	1	1	0	0	0	0.0
2023-24	4-0	3-0.8	0-1	.000	0-1	.000	0-0	.000	0-0-0-0.0	0-0	1	0	0	0	0	0.0
TOTAL	18-0	25-1.5	0-3	.000	0-2	.000	0-0	.000	1-2-3-0.2	2-0	4	4	0	2	0	0.0



2023-24 SEASON/CAREER HIGHS

Points		
Season	7, at Texas A&M (1/13/24)	
Career	9, DUQUESNE (11/11/22)	
Rebounds		
Season	10, at Texas A&M (1/13/24)	
Career	10, 3x, last at Texas A&M (1/13/24)	
Field Goals		
Season	3, 2x, last at Arkansas (1/27/24)	
Career	4, DUQUESNE (11/11/22)	
Field Goals Attempted		
Season	6, at Florida (1/6/24)	
Career	7, 2x, last N. FLORIDA (11/23/22)	
3-Point Field Goals		
Season	-	
Career	-	
3-Point Field Goals Attempted		
Season	1, at Arkansas (1/27/24)	
Career	1, at Arkansas (1/27/24)	
Free Throws		
Season	2, at Florida (1/6/24)	
Career	2, 2x, last at Florida (1/6/24)	
Free Throws Attempted		
Season	3, at Florida (1/6/24)	
Career	3, at Florida (1/6/24)	
Assists		
Season	1, vs. North Carolina (12/16/23)	
Career	1, 3x, last vs. UNC (12/16/23)	
Steals		
Season	1, GEORGIA (1/20/24)	
Career	1, 3x, last AUBURN (2/25/23)	
Blocked Shots		
Season	5, at Texas A&M (1/13/24)	
Career	5, at Texas A&M (1/13/24)	
Minutes Played		
Season	31, at Texas A&M (1/13/24)	
Career	31, at Texas A&M (1/13/24)	
MISCELLANEOUS		
	2023-24	CAREER
Dunks	5	9
Double-Figure Scoring Games	0	0
Double-Figure Rebounding Games	1	3
Games With Double-Double	0	0
Games Led UK in Scoring	0	0
Games Led UK in Rebounding	2	3
Games Led UK in Assists	0	0
Games Led UK in Steals	0	0
Games Led UK in Blocks	4	8
Games With 3+ Assists	0	0
Games With 3+ Blocks	5	9
Games With 3+ Steals	0	0
Games With 3+ Three-Pointers	0	0

- Has multiple blocks in seven of 10 games played
- Recorded six points, four rebounds and three blocks in 25 minutes of a come-from-behind win at Arkansas
- Led team with four blocks and six rebounds vs. Mississippi State
- Played a career-high 31 minutes at Texas A&M with seven points, a career-high-tying 10 rebounds and a career-best five blocked shots
- Missed most of nonconference play with a foot injury, but returned vs. No. 9 UNC and played 10 minutes with a rebound, three blocks and one rebound
- Averaged 2.5 points and 2.6 rebounds in 16 appearances as a freshman a year ago
- Reclassified to the 2022 class and ranked as a top-25 prospect in the 2023 class by all of the major scouting services
- Joined Putnam in January and the squad was a perfect 20-0 with Onyenso on the roster, including winning a national championship
- Averaged 11.4 points, 9.0 rebounds and 5.7 blocks per game as a junior and also shot 64.4% from the floor and had five games with at least 10 blocked shots
- In February of 2020, he became one of the youngest players ever to make the senior men's Nigerian National Team
 - Scored 10 points on 5-of-8 shooting and had four rebounds and two blocks in 16 minutes in a 96-69 win over Uganda

Game-By-Game Statistics

Opponent	Date	GS	Min	FG-A	Pct.	3FG-A	Pct.	FT-A	Pct.	Off-Def-Tot	PF	Ast	TO	Blk	Stl	Pts
NEW MEXICO ST.	11/6			DNP - Injury (foot)												
A&M-COMMERCE	11/10			DNP - Injury (foot)												
vs. Kansas	11/14			DNP - Injury (foot)												
STONEHILL	11/17			DNP - Injury (foot)												
ST. JOSEPH'S	11/20			DNP - Injury (foot)												
MARSHALL	11/24			DNP - Injury (foot)												
MIAMI	11/28			DNP - Injury (foot)												
UNC WILMINGTON	12/2			DNP - Injury (foot)												
vs. Penn	12/9			DNP - Injury (foot)												
vs. North Carolina	12/16	10	0-0	.000	0-0	.000	1-2	.500	0-1-1	2	1	0	3	0	1	
at Louisville	12/21	8	0-1	.000	0-0	.000	0-0	.000	0-2-2	0	0	0	2	0	0	
ILLINOIS STATE	12/29	10	2-2	1.000	0-0	.000	0-2	.000	1-1-2	1	0	0	3	0	4	
at Florida	1/6	15	2-6	.333	0-0	.000	2-3	.667	1-4-5	2	0	0	0	0	6	
MISSOURI	1/9	9	0-1	.000	0-0	.000	0-0	.000	0-3-3	0	0	1	1	0	0	
at Texas A&M	1/13	31	3-5	.600	0-0	.000	1-2	.500	3-7-10	3	0	0	5	0	7	
MISSISSIPPI ST.	1/17	17	1-1	1.000	0-0	.000	1-2	.500	1-5-6	1	0	0	4	0	3	
GEORGIA	1/20	15	2-2	1.000	0-0	.000	0-0	.000	0-5-5	1	0	0	2	1	4	
at South Carolina	1/23	10	1-1	1.000	0-0	.000	0-0	.000	0-1-1	1	0	0	0	0	2	
at Arkansas	1/27	25	3-4	.750	0-1	.000	0-0	.000	2-2-4	3	0	1	3	0	6	

Career Statistics

Year	GP-GS	Min-Avg	FG-FGA	Pct	3FG-FGA	Pct	FT-FTA	Pct	Off-Def-Tot-Avg	PF-FO	Ast	TO	Blk	Stl	Pts	Avg
2022-23	16-0	111-6.9	18-34	.529	0-0	.000	4-7	.571	18-24-42-2.6	8-0	2	4	16	3	40	2.5
2023-24	10-0	150-15.0	14-23	.609	0-0	.000	5-11	.455	9-30-39-3.9	13-0	1	2	23	1	33	3.3
TOTAL	26-0	261-10.0	32-57	.561	0-0	.000	9-18	.500	27-54-81-3.1	21-0	3	6	39	4	73	2.8

44 ZVONIMIR IVIŠIĆ

Fr. | Forward | 7-2 | 234 | Vodice, Croatia



2023-24 SEASON/CAREER HIGHS

Points		
Season	13, GEORGIA (1/20/24)	
Career	13, GEORGIA (1/20/24)	
Rebounds		
Season	5, GEORGIA (1/20/24)	
Career	5, GEORGIA (1/20/24)	
Field Goals		
Season	5, GEORGIA (1/20/24)	
Career	5, GEORGIA (1/20/24)	
Field Goals Attempted		
Season	7, GEORGIA (1/20/25)	
Career	7, GEORGIA (1/20/25)	
3-Point Field Goals		
Season	3, GEORGIA (1/20/24)	
Career	3, GEORGIA (1/20/24)	
3-Point Field Goals Attempted		
Season	4, GEORGIA (1/20/24)	
Career	4, GEORGIA (1/20/24)	
Free Throws		
Season	1, at South Carolina (1/23/24)	
Career	1, at South Carolina (1/23/24)	
Free Throws Attempted		
Season	2, at South Carolina (1/23/24)	
Career	2, at South Carolina (1/23/24)	
Assists		
Season	2, GEORGIA (1/20/24)	
Career	2, GEORGIA (1/20/24)	
Steals		
Season	2, GEORGIA (1/20/24)	
Career	2, GEORGIA (1/20/24)	
Blocked Shots		
Season	3, GEORGIA (1/20/24)	
Career	3, GEORGIA (1/20/24)	
Minutes Played		
Season	16, GEORGIA (1/20/24)	
Career	16, GEORGIA (1/20/24)	
MISCELLANEOUS		
	2023-24	CAREER*
Dunks	2	2
Double-Figure Scoring Games	1	1
Double-Figure Rebounding Games	0	0
Games With Double-Double	0	0
Games Led UK in Scoring	0	0
Games Led UK in Rebounding	1	1
Games Led UK in Assists	0	0
Games Led UK in Steals	1	1
Games Led UK in Blocks	2	2
Games With 3+ Assists	0	0
Games With 3+ Blocks	1	1
Games With 3+ Steals	0	0
Games With 3+ Three-Pointers	1	1

- Led the team in blocks in each of his first two games played
- Made collegiate debut vs. Georgia scoring 13 points in 16 minutes while knocking down three triples. Led team in blocks (3) and tied for team lead with five rebounds and two steals. Was a team-best plus-14 in the win
- Signed with the Wildcats in August
- Averaged 11.4 points, 5.3 rebounds and 3.4 blocks per game in the FIBA U20 European Championship for his home country of Croatia
- In the past two seasons, he suited up for SC Derby in Montenegro
- Averaged 5.2 points, 3.5 rebounds and 1.1 blocks per game in the Adriatic League
- During the playoffs, he produced his best outing with 22 points, 13 rebounds and three blocks against European League side Partizan

Game-By-Game Statistics

Opponent	Date	GS	Min	FG-A	Pct.	3FG-A	Pct.	FT-A	Pct.	Off-Def-Tot	PF	Ast	TO	Blk	Stl	Pts
NEW MEXICO ST.	11/6		DNP													
A&M-COMMERCE	11/10		DNP													
vs. Kansas	11/14		DNP													
STONEHILL	11/17		DNP													
ST. JOSEPH'S	11/20		DNP													
MARSHALL	11/24		DNP													
MIAMI	11/28		DNP													
UNC WILMINGTON	12/2		DNP													
vs. Penn	12/9		DNP													
vs. North Carolina	12/16		DNP													
at Louisville	12/21		DNP													
ILLINOIS STATE	12/29		DNP													
at Florida	1/6		DNP													
MISSOURI	1/9		DNP													
at Texas A&M	1/13		DNP													
MISSISSIPPI ST	1/17		DNP													
GEORGIA	1/20	16	5-7	.714	3-4	.750	0-0	.000	1-4-5	1	2	2	3	2	13	
at South Carolina	1/23	10	1-3	.333	0-1	.000	1-2	.500	2-0-2	3	0	0	2	0	3	
at Arkansas	1/27	3	0-0	.000	0-0	.000	0-0	.000	0-2-2	0	0	0	0	0	0	

Career Statistics

Year	GP-GS	Min-Avg	FG-FGA	Pct	3FG-FGA	Pct	FT-FTA	Pct	Off-Def-Tot-Avg	PF-FO	Ast	TO	Blk	Stl	Pts	Avg
2023-24	3-0	29-9.6	6-10	.600	3-5	.600	1-2	.500	3-6-9	4	2	3	5	2	16	5.3
Career	3-0	29-9.6	6-10	.600	3-5	.600	1-2	.500	3-6-9	4	2	3	5	2	16	5.3

BOX SCORES

GAME 9 #16/17 KENTUCKY 81, PENN 66

Official Basketball Box Score - Final Penn at Kentucky

Game Time: 12:00 PM Game Duration: 1:46 Attendance: 9,007



Officials: Joe Lindsay, Rob Rorke, Chucky Jones

Penn - 66

Record: 6-5

Table with 16 columns: NO, Name, Min, FG, 3P, FT, Rebounds, Fouls, TP, AS, TO, ST, Blocks, +/-

Technical Fouls:NONE

Shooting By Period: 1st FG% 13-33 39.4%, 3PT% 2-12 16.7%, FT% 1-2 50%

Kentucky - 81

Record: 7-2

Table with 16 columns: NO, Name, Min, FG, 3P, FT, Rebounds, Fouls, TP, AS, TO, ST, Blocks, +/-

Technical Fouls:NONE

Shooting By Period: 1st FG% 17-36 47.2%, 3PT% 4-9 44.4%, FT% 1-2 50%

Summary table: Biggest lead, Best Scoring Run, Lead Changes, Times Tied, Time with Lead

Summary table: Points from Turnovers, Paint, Second Chance, Fast Breaks, Bench

Summary table: Period by Period Scoring, Turnovers, Paint, Second Chance, Fast Breaks, Bench

GAME 10 #14/15 KENTUCKY 87, #9/9 NORTH CAROLINA 83

Official Basketball Box Score - Final North Carolina at Kentucky

Game Time: 5:30 PM Game Duration: 2:25 Attendance: 17,059



Officials: Kelly Pfeifer, Courtney Green, Patrick Evans

North Carolina - 83

Record: 7-3

Table with 16 columns: NO, Name, Min, FG, 3P, FT, Rebounds, Fouls, TP, AS, TO, ST, Blocks, +/-

Technical Fouls:NONE

Shooting By Period: 1st FG% 13-31 41.9%, 3PT% 4-13 30.8%, FT% 8-11 72.7%

Kentucky - 87

Record: 8-2

Table with 16 columns: NO, Name, Min, FG, 3P, FT, Rebounds, Fouls, TP, AS, TO, ST, Blocks, +/-

Technical Fouls:Coach 1st4,04

Shooting By Period: 1st FG% 14-40 35.0%, 3PT% 4-14 28.6%, FT% 8-10 80.0%

Summary table: Biggest lead, Best Scoring Run, Lead Changes, Times Tied, Time with Lead

Summary table: Points from Turnovers, Paint, Second Chance, Fast Breaks, Bench

Summary table: Period by Period Scoring, Turnovers, Paint, Second Chance, Fast Breaks, Bench

GAME 11 #9/9 KENTUCKY 95, LOUISVILLE 76

Official Basketball Box Score - Final Kentucky at Louisville

Game Time: 6:01 PM Game Duration: 2:10 Attendance: 12,993



Officials: Ron Groover, Lee Cassell, Pat Adams

Kentucky - 95

Record: 9-2

Table with 16 columns: NO, Name, Min, FG, 3P, FT, Rebounds, Fouls, TP, AS, TO, ST, Blocks, +/-

Technical Fouls:Edwards 2nd6,20

Shooting By Period: 1st FG% 19-35 54.3%, 3PT% 8-15 53.3%, FT% 7-9 77.8%

Louisville - 76

Record: 5-7

Table with 16 columns: NO, Name, Min, FG, 3P, FT, Rebounds, Fouls, TP, AS, TO, ST, Blocks, +/-

Technical Fouls:Johnson 2nd18,34

Shooting By Period: 1st FG% 12-26 46.2%, 3PT% 2-8 25.0%, FT% 7-13 53.8%

Summary table: Biggest lead, Best Scoring Run, Lead Changes, Times Tied, Time with Lead

Summary table: Points from Turnovers, Paint, Second Chance, Fast Breaks, Bench

Summary table: Period by Period Scoring, Turnovers, Paint, Second Chance, Fast Breaks, Bench

GAME 12 #8/10 KENTUCKY 96, ILLINOIS STATE 70

Official Basketball Box Score - Final Illinois St. at Kentucky

Game Time: 7:00 PM Game Duration: 1:45 Attendance: 20,659



Officials: Joe Lindsay, Tony Greene, Hunter Allen

Illinois St. - 70

Record: 8-5

Table with 16 columns: NO, Name, Min, FG, 3P, FT, Rebounds, Fouls, TP, AS, TO, ST, Blocks, +/-

Technical Fouls:NONE

Shooting By Period: 1st FG% 12-35 34.3%, 3PT% 3-14 21.4%, FT% 3-7 42.9%

Kentucky - 96

Record: 10-2

Table with 16 columns: NO, Name, Min, FG, 3P, FT, Rebounds, Fouls, TP, AS, TO, ST, Blocks, +/-

Technical Fouls:NONE

Shooting By Period: 1st FG% 19-32 59.4%, 3PT% 5-13 38.5%, FT% 2-4 50.0%

Summary table: Biggest lead, Best Scoring Run, Lead Changes, Times Tied, Time with Lead

Summary table: Points from Turnovers, Paint, Second Chance, Fast Breaks, Bench

Summary table: Period by Period Scoring, Turnovers, Paint, Second Chance, Fast Breaks, Bench



2023-24 Kentucky Men's Basketball Combined Team Statistics All games

Game Records

Record	Overall	Home	Away	Neutral
ALL GAMES	15-4	10-1	3-2	2-1
CONFERENCE	5-2	3-0	2-2	0-0
NON-CONFERENCE	10-2	7-1	1-0	2-1

Score by Periods

Team	1st	2nd	OT	TOT
Kentucky	822	838	22	1682
Opponents	680	750	19	1449

Team Box Score

No.	Player	Total			3-Point			F-Throw		Rebounds				Other				PTS	AVG			
		GP-GS	MIN	AVG	FG-FGA	FG%	3FG-3FGA	3FG%	FT-FTA	FT%	OFF	DEF	TOT	AVG	PF	DQ	A			TO	BLK	STL
12	REEVES, Antonio	19-19	587:30	30.9	129-257	.502	50-116	.431	62-71	.873	15	68	83	4.4	30	1	29	25	5	11	370	19.5
0	DILLINGHAM, Rob	18-1	407:04	22.6	90-195	.462	29-76	.382	41-53	.774	4	52	56	3.1	45	1	69	34	1	24	250	13.9
4	MITCHELL, Tre	19-19	645:06	34.0	91-173	.526	25-66	.379	47-63	.746	34	112	146	7.7	47	0	62	26	24	17	254	13.4
21	WAGNER, D.J.	18-18	511:41	28.4	84-193	.435	18-58	.310	30-43	.698	3	31	34	1.9	24	0	67	28	5	19	216	12.0
15	SHEPPARD, Reed	19-1	501:01	26.4	70-129	.543	42-76	.553	36-44	.818	5	72	77	4.1	30	0	77	28	13	47	218	11.5
1	EDWARDS, Justin	19-18	415:10	21.9	58-130	.446	13-45	.289	17-24	.708	26	45	71	3.7	40	1	16	18	6	15	146	7.7
3	THIERO, Adou	11-9	241:51	22.0	27-56	.482	3-10	.300	20-27	.741	19	43	62	5.6	23	0	8	9	12	7	77	7.0
2	BRADSHAW, Aaron	12-10	238:26	19.9	31-57	.544	3-10	.300	12-21	.571	21	34	55	4.6	32	0	4	6	10	8	77	6.4
44	IVISIC, Zvonimir	3-0	28:54	9.6	6-10	.600	3-5	.600	1-2	.500	3	6	9	3.0	4	0	2	3	5	2	16	5.3
33	ONYENSO, Ugonna	10-0	149:53	15.0	14-23	.609	0-1	.000	5-11	.455	9	30	39	3.9	13	0	1	2	23	1	33	3.3
23	BURKS, Jordan	13-0	104:26	8.0	9-16	.563	1-3	.333	3-7	.429	8	15	23	1.8	17	0	5	3	4	2	22	1.7
20	HART, Joey	5-0	07:02	1.4	1-2	.500	1-1	1.000	0-0	.000	0	0	0	0.0	0	0	0	1	0	0	3	0.6
14	CANADA, Brennan	4-0	03:15	0.8	0-0	.000	0-0	.000	0-0	.000	0	1	1	0.3	0	0	1	0	0	0	0	0.0
22	HORN, Walker	4-0	03:15	0.8	0-0	.000	0-0	.000	0-0	.000	0	0	0	0.0	0	0	0	0	0	0	0	0.0
25	WATKINS, Kareem	4-0	03:15	0.8	0-1	.000	0-1	.000	0-0	.000	0	0	0	0.0	0	0	1	0	0	0	0	0.0
13	DARBYSHIRE, Grant	3-0	02:13	0.7	0-0	.000	0-0	.000	0-0	.000	0	0	0	0.0	0	0	0	0	0	0	0	0.0
Team											37	30	67				5					
Total		19	3850		610-1242	.491	188-468	.402	274-366	.749	184	539	723	38.1	305	3	342	188	108	153	1682	88.5
Opponents		19	3850		511-1217	.420	161-509	.316	266-383	.695	216	488	704	37.1	326	4	273	244	68	115	1449	76.3

Team Statistics

	UK	OPP
Scoring	1682	1449
Points per game	88.5	76.3
Scoring margin	+12.3	-
Field goals-att	610-1242	511-1217
Field goal pct	.491	.420
3 point fg-att	188-468	161-509
3-point FG pct	.402	.316
3-pt FG made per game	9.9	8.5
Free throws-att	274-366	266-383
Free throw pct	.749	.695
F-Throws made per game	14.4	14.0
Rebounds	723	704
Rebounds per game	38.1	37.1
Rebounding margin	+1.0	-
Assists	342	273
Assists per game	18.0	14.4
Turnovers	188	244
Turnovers per game	9.9	12.8
Turnover margin	+2.9	-
Assist/turnover ratio	1.8	1.1
Steals	153	115
Steals per game	8.1	6.1
Blocks	108	68
Blocks per game	5.7	3.6
Winning streak	1	-
Home win streak	4	-
Attendance	217123	74139
Home games-Avg/Game	11-19738	5-14828
Neutral site-Avg/Game	-	3-14948

Team Results

Date	Opponent		Score	Att.
11/06/2023	New Mexico St.	W	86-46	18438
11/10/2023	Tex. A&M-Commerce	W	81-61	19646
11/14/2023	vs Kansas	L	84-89	18780
11/17/2023	Stonehill	W	101-67	18960
11/20/2023	Saint Joseph's	Wot	96-88	18680
11/24/2023	Marshall	W	118-82	20246
11/28/2023	Miami (FL)	W	95-73	20119
12/02/2023	UNCW	L	73-80	19990
12/09/2023	vs Penn	W	81-66	9007
12/16/2023	vs North Carolina	W	87-83	17058
12/21/2023	at Louisville	W	95-76	17293
12/29/2023	Illinois St.	W	96-70	20659
01/06/2024	at Florida	W	87-85	10106
01/09/2024	Missouri	W	90-77	20086
01/13/2024	at Texas A&M	Lot	92-97	9540
01/17/2024	Mississippi St.	W	90-77	20016
01/20/2024	Georgia	W	105-96	20283
01/23/2024	at South Carolina	L	62-79	18000
01/27/2024	at Arkansas	W	63-57	19200



2023-24 Kentucky Men's Basketball Combined Team Statistics Specific games

Game Records

Record	Overall	Home	Away	Neutral
ALL GAMES	3-2	2-0	1-2	0-0
CONFERENCE	3-2	2-0	1-2	0-0
NON-CONFERENCE	0-0	0-0	0-0	0-0

Score by Periods

Team	1st	2nd	OT	TOT
Kentucky	195	214	3	412
Opponents	169	229	8	406

Team Box Score

No.	Player				Total		3-Point		F-Throw		Rebounds								PTS	AVG		
		GP-GS	MIN	AVG	FG-FGA	FG%	3FG-3FGA	3FG%	FT-FTA	FT%	OFF	DEF	TOT	AVG	PF	DQ	A	TO			BLK	STL
12	REEVES, Antonio	5-5	165:16	33.1	37-77	.481	14-30	.467	21-23	.913	1	22	23	4.6	8	0	9	10	2	3	109	21.8
4	MITCHELL, Tre	5-5	167:10	33.4	24-46	.522	7-16	.438	14-17	.824	13	24	37	7.4	13	0	17	8	6	2	69	13.8
0	DILLINGHAM, Rob	4-0	94:06	23.5	19-47	.404	5-22	.227	6-8	.750	0	7	7	1.8	10	0	12	8	0	3	49	12.3
21	WAGNER, D.J.	5-5	151:11	30.2	23-55	.418	4-15	.267	5-9	.556	0	7	7	1.4	10	0	22	9	0	6	55	11.0
15	SHEPPARD, Reed	5-0	137:09	27.4	15-31	.484	12-20	.600	9-13	.692	2	14	16	3.2	10	0	19	8	2	12	51	10.2
44	IVISIC, Zvonimir	3-0	28:54	9.6	6-10	.600	3-5	.600	1-2	.500	3	6	9	3.0	4	0	2	3	5	2	16	5.3
33	ONYENSO, Ugonna	5-0	99:05	19.8	10-13	.769	0-1	.000	2-4	.500	6	20	26	5.2	8	0	0	1	14	1	22	4.4
2	BRADSHAW, Aaron	5-5	85:32	17.1	9-16	.563	0-4	.000	3-4	.750	7	14	21	4.2	14	0	3	2	3	3	21	4.2
1	EDWARDS, Justin	5-4	82:57	16.6	6-17	.353	4-7	.571	2-2	1.000	3	9	12	2.4	8	1	4	4	1	1	18	3.6
23	BURKS, Jordan	1-0	01:25	1.4	0-1	.000	0-0	.000	1-2	.500	0	0	0	0.0	0	0	1	0	0	0	1	1.0
3	THIERO, Adou	1-1	12:14	12.2	0-5	.000	0-0	.000	1-2	.500	3	3	6	6.0	3	0	0	0	1	0	1	1.0
Team											10	8	18									
Total		5	1025		149-318	.469	49-120	.408	65-86	.756	48	134	182	36.4	88	1	89	53	34	33	412	82.4
Opponents		5	1025		144-333	.432	43-126	.341	75-107	.701	68	128	196	39.2	83	0	78	52	26	36	406	81.2

Team Statistics

	UK	OPP
Scoring	412	406
Points per game	82.4	81.2
Scoring margin	+1.2	-
Field goals-att	149-318	144-333
Field goal pct	.469	.432
3 point fg-att	49-120	43-126
3-point FG pct	.408	.341
3-pt FG made per game	9.8	8.6
Free throws-att	65-86	75-107
Free throw pct	.756	.701
F-Throws made per game	13.0	15.0
Rebounds	182	196
Rebounds per game	36.4	39.2
Rebounding margin	-2.8	-
Assists	89	78
Assists per game	17.8	15.6
Turnovers	53	52
Turnovers per game	10.6	10.4
Turnover margin	-0.2	-
Assist/turnover ratio	1.7	1.5
Steals	33	36
Steals per game	6.6	7.2
Blocks	34	26
Blocks per game	6.8	5.2
Winning streak	1	-
Home win streak	2	-
Attendance	40299	46740
Home games-Avg/Game	2-20150	3-15580
Neutral site-Avg/Game	-	0-0

Team Results

Date	Opponent		Score	Att.
01/13/2024	at Texas A&M	Lot	92-97	9540
01/17/2024	Mississippi St.	W	90-77	20016
01/20/2024	Georgia	W	105-96	20283
01/23/2024	at South Carolina	L	62-79	18000
01/27/2024	at Arkansas	W	63-57	19200



2023-24 Kentucky Men's Basketball Combined Team Statistics In Conference games

Game Records

Record	Overall	Home	Away	Neutral
ALL GAMES	5-2	3-0	2-2	0-0
CONFERENCE	5-2	3-0	2-2	0-0
NON-CONFERENCE	0-0	0-0	0-0	0-0

Score by Periods

Team	1st	2nd	OT	TOT
Kentucky	279	307	3	589
Opponents	256	304	8	568

Team Box Score

No.	Player				Total		3-Point		F-Throw		Rebounds								PTS	AVG		
		GP-GS	MIN	AVG	FG-FGA	FG%	3FG-3FGA	3FG%	FT-FTA	FT%	OFF	DEF	TOT	AVG	PF	DQ	A	TO			BLK	STL
12	REEVES, Antonio	7-7	221:40	31.7	48-102	.471	16-42	.381	30-33	.909	2	29	31	4.4	13	0	10	13	3	4	142	20.3
4	MITCHELL, Tre	7-7	241:46	34.5	35-69	.507	9-24	.375	22-26	.846	16	45	61	8.7	18	0	20	11	8	4	101	14.4
0	DILLINGHAM, Rob	6-0	130:40	21.8	27-61	.443	8-29	.276	16-20	.800	0	10	10	1.7	15	0	15	15	0	5	78	13.0
21	WAGNER, D.J.	7-7	217:09	31.0	34-73	.466	6-19	.316	11-17	.647	0	11	11	1.6	11	0	28	13	0	7	85	12.1
15	SHEPPARD, Reed	7-0	184:40	26.4	18-39	.462	14-26	.538	18-24	.750	2	19	21	3.0	15	0	25	9	2	14	68	9.7
2	BRADSHAW, Aaron	7-7	140:42	20.1	17-32	.531	1-7	.143	6-10	.600	9	25	34	4.9	18	0	4	3	4	5	41	5.9
44	IVISIC, Zvonimir	3-0	28:54	9.6	6-10	.600	3-5	.600	1-2	.500	3	6	9	3.0	4	0	2	3	5	2	16	5.3
33	ONYENSO, Ugonna	7-0	122:33	17.5	12-20	.600	0-1	.000	4-7	.571	8	26	34	4.9	10	0	0	2	15	1	28	4.0
1	EDWARDS, Justin	7-6	121:36	17.4	11-30	.367	4-10	.400	2-3	.667	4	12	16	2.3	14	1	4	5	1	3	28	4.0
3	THIERO, Adou	1-1	12:14	12.2	0-5	.000	0-0	.000	1-2	.500	3	3	6	6.0	3	0	0	0	1	0	1	1.0
23	BURKS, Jordan	3-0	03:08	1.0	0-1	.000	0-0	.000	1-2	.500	0	0	0	0.0	1	0	1	0	0	0	1	0.3
Team											18	13	31					1				
Total		7	1425		208-442	.471	61-163	.374	112-146	.767	65	199	264	37.7	122	1	109	75	39	45	589	84.1
Opponents		7	1425		199-462	.431	60-185	.324	110-158	.696	85	181	266	38.0	128	1	103	74	35	50	568	81.1

Team Statistics

	UK	OPP
Scoring	589	568
Points per game	84.1	81.1
Scoring margin	+3.0	-
Field goals-att	208-442	199-462
Field goal pct	.471	.431
3 point fg-att	61-163	60-185
3-point FG pct	.374	.324
3-pt FG made per game	8.7	8.6
Free throws-att	112-146	110-158
Free throw pct	.767	.696
F-Throws made per game	16.0	15.7
Rebounds	264	266
Rebounds per game	37.7	38.0
Rebounding margin	-0.3	-
Assists	109	103
Assists per game	15.6	14.7
Turnovers	75	74
Turnovers per game	10.7	10.6
Turnover margin	-0.1	-
Assist/turnover ratio	1.5	1.4
Steals	45	50
Steals per game	6.4	7.1
Blocks	39	35
Blocks per game	5.6	5.0
Winning streak	1	-
Home win streak	3	-
Attendance	60385	56846
Home games-Avg/Game	3-20128	4-14212
Neutral site-Avg/Game	-	0-0

Team Results

Date	Opponent		Score	Att.
01/06/2024	at Florida	W	87-85	10106
01/09/2024	Missouri	W	90-77	20086
01/13/2024	at Texas A&M	Lot	92-97	9540
01/17/2024	Mississippi St.	W	90-77	20016
01/20/2024	Georgia	W	105-96	20283
01/23/2024	at South Carolina	L	62-79	18000
01/27/2024	at Arkansas	W	63-57	19200

THE STAT CREW SYSTEM
Kentucky Team Game-by-Game Comparison (as of Jan 27, 2024)
All games

Opponent	1st	2nd	Score	Mar	Total FG	FG Pct	3-Pointers	3FG Pct	Free Throws	FT Pct	Rebounds	Assist	T/Over	Block	Steal	Fouls
NEW MEXICO ST.	37/29	49/17	86-46	+40	32-65/18-56	.492/.321	9-29/5-23	.310/.217	13-19/5-5	.684/1000	43/33 +10	17/10	6/18	3/2	13/2	11/16
TEX. A&M-COMMERCE	38/30	43/31	81-61	+20	32-67/23-56	.478/.411	8-23/10-27	.348/.370	9-10/5-11	.900/.455	36/33 +3	12/12	3/14	3/2	8/1	10/12
Kansas	48/41	36/48	84-89	(5)	25-76/28-59	.329/.475	12-38/6-18	.316/.333	22-30/27-36	.733/.750	42/45 (3)	14/22	8/14	3/4	9/7	22/23
STONEHILL	58/37	43/30	101-67	+34	39-61/24-64	.639/.375	17-32/11-39	.531/.282	6-8/8-12	.750/.667	36/29 +7	26/14	14/14	6/3	8/9	8/8
SAINT JOSEPH'S	41/38	36/39	96-88	+8	33-64/32-75	.516/.427	12-25/15-37	.480/.405	18-27/9-12	.667/.750	37/42 (5)	24/20	9/14	8/3	12/5	10/21
MARSHALL	69/41	49/41	118-82	+36	45-74/29-69	.608/.420	16-27/9-26	.593/.346	12-15/15-23	.800/.652	37/38 (1)	27/18	9/16	6/5	11/6	16/13
MIAMI (FL)	42/37	53/36	95-73	+22	37-62/26-59	.597/.441	9-21/5-19	.429/.263	12-17/16-21	.706/.762	29/35 (6)	26/8	8/15	5/1	9/5	18/15
UNCW	33/41	40/39	73-80	(7)	24-59/28-65	.407/.431	5-17/11-31	.294/.355	20-25/13-20	.800/.650	39/40 (1)	14/8	13/12	4/0	6/6	19/21
Penn	39/29	42/37	81-66	+15	34-69/26-57	.493/.456	8-20/9-28	.400/.321	5-10/5-9	.500/.556	41/31 +10	16/18	10/15	5/4	9/8	13/15
North Carolina	40/38	47/45	87-83	+4	30-72/27-57	.417/.474	8-23/8-24	.348/.333	19-26/21-27	.731/.778	42/32 +10	15/12	14/17	9/5	7/7	19/22
Louisville	53/33	42/43	95-76	+19	35-68/25-59	.515/.424	12-25/4-17	.480/.235	13-16/22-31	.813/.710	37/35 +2	19/14	13/13	8/2	9/6	21/14
ILLINOIS ST.	45/30	51/40	96-70	+26	36-63/26-79	.571/.329	11-25/8-35	.440/.229	13-17/10-18	.765/.556	40/45 (5)	23/13	6/8	9/2	7/3	16/18
Florida	37/45	50/40	87-85	+2	31-68/29-68	.456/.426	5-20/9-31	.250/.290	20-28/18-29	.714/.621	40/43 (3)	6/11	9/11	2/3	6/8	17/23
MISSOURI	47/42	43/35	90-77	+13	28-56/26-61	.500/.426	7-23/8-28	.304/.286	27-32/17-22	.844/.773	42/27 +15	14/14	13/11	3/6	6/6	17/22
Texas A&M	45/46	44/43	92-97	(5)	32-76/33-82	.421/.402	15-39/12-32	.385/.375	13-21/19-30	.619/.633	46/54 (8)	22/11	11/9	9/7	6/9	21/19
MISSISSIPPI ST.	47/29	43/48	90-77	+13	30-54/31-69	.556/.449	7-23/9-27	.304/.333	23-27/6-10	.852/.600	33/33 -	20/22	10/9	7/1	5/9	9/18
GEORGIA	54/35	51/61	105-96	+9	39-63/31-62	.619/.500	14-25/7-24	.560/.292	13-17/27-35	.765/.771	31/29 +2	27/16	14/12	6/3	9/8	22/17
South Carolina	25/33	37/46	62-79	(17)	25-62/29-60	.403/.483	4-13/11-24	.308/.458	8-9/10-14	.889/.714	33/36 (3)	7/20	8/9	6/6	5/5	17/14
Arkansas	24/26	39/31	63-57	+6	23-63/20-60	.365/.333	9-20/4-19	.450/.211	8-12/13-18	.667/.722	39/44 (5)	13/9	9/13	6/9	8/5	19/15

Note: Game totals are displayed in the format TEAM/OPPONENT for each category