



KENTUCKY

2023-24 MEN'S BASKETBALL




8 NATIONAL CHAMPIONSHIPS | 49 SEC TITLES | 31 SEC TOURNAMENT CHAMPIONSHIPS | 56 ALL-AMERICANS | 138 NBA DRAFT PICKS

VANDERBILT (8-21, 3-13) at #15/13 KENTUCKY (21-8, 11-5)


Wednesday, March 6 • 9 p.m. ET • Rupp Arena at Central Bank Center (20,500) • Lexington, Ky.
 #GoBigBlue • #LaFamilia • @KentuckyMBB

THE MATCHUP



Series Breakdown

- Overall - UK, 156-49
- In Nashville - UK, 85-16
- Calipari vs. VU - 26-6
- Stackhouse vs. UK - 2-9
- Current UK Streak - W1



John Calipari	Jerry Stackhouse
Overall Record: 853-261*	Overall Record: 69-90
Record at UK: 408-121	Record at VU: 69-90
Overall Seasons: 32nd	Overall Seasons: 5th
at Kentucky: 15th	at Vanderbilt: 5th

*on-court record

BY THE NUMBERS

71.0	Nation's all-time leader in winning percentage
49	SEC regular-season titles in program history
7	Players in double-figures vs. Arkansas
1	Kentucky's 40.8 3-point % leads the country

TALE OF THE TAPE

UK	STATISTIC	OPP.
89.6	Points Per Game	66.6
37.3	Rebounds PG	34.3
17.3	Assists PG	9.3
6.1	Blocks PG	2.9
8.0	Steals PG	6.0
10.4	Turnovers PG	10.4
.498	FG Pct.	.394
.408	3-Pt FG Pct.	.281
.769	FT Pct.	.703
+1.7	Assist-to-TO Ratio	+0.9

A UK WIN WOULD ...

- Improve Calipari's all-time conference record to 405-131, including 197-65 in the SEC
- Be a season series sweep of the Commodores
- Move UK's record to 336-70 against unranked competition under Calipari
- Be the first four-game winning streak in SEC play this season
- Complete a 14-4 season inside of Rupp Arena
- Be a great sendoff for the seniors

PREVIOUS GAME'S STARTERS



21

D.J. WAGNER
6-4 • 192 • GUARD • FRESHMAN
CAMDEN, N.J. | CAMDEN HS

Averaging 10.6 points and 3.3 assists per game | Three-time SEC Freshman of the Week | Season-high 28 points in win over Marshall | Had 19 points and a career-high four 3-pointers in the win over Arkansas



12

ANTONIO REEVES
6-6 • 195 • GUARD • SENIOR
CHICAGO | ILLINOIS STATE UNIVERSITY

Averaging a team-high 20.0 points per game | Scored 30 points in the win at Louisville | Has double-digit points in 28 games and 20+ 17 times | Jerry West Award Finalist | Made a 3-pointer in all but one game in 2023-24



1

JUSTIN EDWARDS
6-8 • 203 • FORWARD • FRESHMAN
PHILADELPHIA | IMHOTEP INSTITUTE CHARTER HS


Averaging 8.7 points and 3.4 rebounds per game | Had a career-high 28 points on 10 of 10 shooting, including 4 of 4 from 3-point range in upset of No. 13 Alabama | Double-digit scoring in 11 games | SEC Freshman of the Week (2/26)



3

ADOU THIERO
6-8 • 222 • GUARD • SOPHOMORE
PITTSBURGH | QUAKER VALLEY HS

Recording 7.9 points, 5.1 rebounds and 1.0 blocks per game | Had a double-double with career highs in points (16) and rebounds (13) against No. 1-ranked Kansas | Scored in double figures in four of the last seven games



33

UGONNA ONYENSO
7-0 • 247 • FORWARD • SOPHOMORE
OWERRI, IMO STATE, NIGERIA | PUTNAM SCIENCE

Logging 3.8 points, 4.8 rebounds and 2.6 blocks per game | Has multiple rejections in 12 games | Registered career highs in points (13), rebounds (16) and blocks (8) against Florida | Per KenPom, block rate percentage is 15.1%

STAT LEADERS

POINTS PER GAME		
UK	Antonio Reeves	20.0
VU	Ezra Manjon	14.3
REBOUNDS PER GAME		
UK	Tre Mitchell	7.3
VU	Colin Smith	6.6
ASSISTS PER GAME		
UK	Reed Sheppard	4.3
VU	Ezra Manjon	3.6
STEALS PER GAME		
UK	Reed Sheppard	2.6
VU	Tyrin Lawrence	1.4
BLOCKS PER GAME		
UK	Ugonna Onyenso	2.6
VU	Ven-Allen Lubin	1.0
3-POINTERS		
UK	Antonio Reeves	73
VU	Evan Taylor	44
FIELD-GOAL PERCENTAGE (min. 100 att.)		
UK	Reed Sheppard	.535
VU	Ven-Allen Lubin	.503
FREE-THROW PERCENTAGE (min. 50 att.)		
UK	Antonio Reeves	.876
VU	Ezra Manjon	.831

NEED TO KNOW

Antonio Reeves is one of five finalists for the Jerry West Award honoring the nation's best shooting guard. Reeves is averaging 20.0 points per game and shooting career-bests in every category.

Reeves has scored 20 or more points in each of the team's last five games, the longest streak for a UK player since Jamal Murray had 12 such games in 2016.

Reed Sheppard scored a career-high 32 points, including 23 in the second half and the game-winner to help UK overcome a 13-point second half deficit at Mississippi State. He was tabbed SEC Freshman of the Week for the third time for his efforts.

Three seniors: Tre Mitchell, Reeves and Kareem Watkins will participate in Senior Day vs. Vanderbilt.

UK is still in play for a double-bye in the SEC Tournament. With two games to play, UK cannot finish any lower than sixth.

Kentucky played at full-strength for the first complete game of the season vs. Arkansas on Saturday.

SCHEDULE

NOVEMBER

6	16/16	-/	NEW MEXICO STATE	SECN	W, 86-46
10	16/16	-/	TEXAS A&M-COMMERCE ¹	SECN+	W, 81-61
14	17/16	1/1	vs. Kansas ²	ESPN	L, 89-84
17	17/16	-/	STONEHILL ¹	SECN+	W, 101-67
20	16/16	-/	SAINT JOSEPH'S ¹	SECN	W, 96-88 ^{OT}
24	16/16	-/	MARSHALL	SECN	W, 118-82
28	12/12	8/8	MIAMI ³	ESPN	W, 95-73

DECEMBER

2	12/12	-/	UNC WILMINGTON	SECN	L, 80-73
9	16/17	-/	vs. Penn ⁴	ESPN2	W, 81-66
16	14/15	9/9	vs. North Carolina ⁵	CBS	W, 87-83
21	9/9	-/	at Louisville	ESPN	W, 95-76
29	8/10	-/	ILLINOIS STATE	SECN	W, 96-70

JANUARY

6	6/6	-/	at Florida*	ESPN	W, 87-85
9	6/6	-/	MISSOURI*	ESPN	W, 90-77
13	6/6	-/	at Texas A&M*	ESPN	L, 97-92 ^{OT}
17	8/10	RV/NR	MISSISSIPPI STATE*	ESPN2	W, 90-77
20	8/10	-/	GEORGIA*	SECN	W, 105-96
23	6/6	-/	at South Carolina*	SECN	L, 79-62
27	6/6	-/	at Arkansas*	ESPN	W, 63-57
31	10/8	-/	FLORIDA*	ESPN	L, 94-91 ^{OT}

FEBRUARY

3	10/8	5/5	TENNESSEE*	ESPN	L, 103-92
6	17/15	-/	at Vanderbilt*	SECN	W, 109-77
10	17/15	RV/RV	GONZAGA	CBS	L, 89-85
13	22/20	RV/NR	OLE MISS*	ESPN	W, 75-63
17	22/20	13/12	at Auburn*	ESPN	W, 70-59
21	17/17	-/	at LSU*	ESPN	L, 75-74
24	17/17	13/13	ALABAMA	CBS	W, 117-95
27	16/15	RV/NR	at Mississippi State*	ESPN	W, 91-89

MARCH

2	16/15	-/	ARKANSAS*	CBS	W, 111-102
6	15/13	-/	VANDERBILT*	SECN	9 p.m.
9	15/13	4/4	at Tennessee*	CBS	4 p.m.

All times Eastern | *SEC conference game | HOME GAMES IN CAPS

¹ Wildcat Challenge presented by Kentucky Tourism (Rupp Arena | Lexington, Ky.)

² Champions Classic (United Center | Chicago)

³ ACC/SEC Challenge (Rupp Arena | Lexington, Ky.)

⁴ Wells Fargo Center | Philadelphia

⁵ CBS Sports Classic (State Farm Arena | Atlanta)

BROADCAST INFO

TELEVISION

Play-by-play: Kevin Fitzgerald
Analyst: Mark Wise



UK RADIO

Play-by-play: Tom Leach
Analyst: Jack Givens



SATELLITE RADIO

UK Radio on Sirius: - 84 and on the SiriusXM App



TV CHART



0 **ROB DILLINGHAM**

Freshman Guard
6-3 | 176
Hickory, N.C.
Overtime Elite



1 **JUSTIN EDWARDS**

Freshman Guard
6-8 | 203
Philadelphia
Imhotep Institute Charter HS



2 **AARON BRADSHAW**

Freshman Forward
7-1 | 226
Rahway, N.J.
Camden HS



3 **ADOU THIERO**

Sophomore Forward
6-8 | 222
Pittsburgh
Quaker Valley HS
(*ah-DO THEE-air-oh*)




4 **TRE MITCHELL**

Graduate Student Forward
6-9 | 231
Pittsburgh
West Virginia Univ.



12 **ANTONIO REEVES**

Senior Guard
6-6 | 195
Chicago
Illinois State Univ.




13 **GRANT DARBYSHIRE**

Sophomore Guard
6-3 | 190
Cincinnati
Sycamore HS



14 **BRENNAN CANADA**

Graduate Student Forward
6-5 | 200
Mount Sterling, Ky.
George Rogers Clark HS



15 **REED SHEPPARD**

Freshman Guard
6-3 | 187
London, Ky.
North Laurel HS



20 **JOEY HART**

Freshman Guard
6-5 | 203
Linton, Ind.
Linton-Stockton HS



21 **D.J. WAGNER**

Freshman Guard
6-4 | 192
Camden, N.J.
Camden HS



22 **WALKER HORN**

Sophomore Guard
6-3 | 190
Austin, Texas
Westlake HS



23 **JORDAN BURKS**

Freshman Forward
6-8 | 202
Decatur, Ala.
Overtime Elite



25 **KAREEM WATKINS**

Senior Guard
5-8 | 175
Camden, N.J.
Kingsway Regional HS



33 **UGONNA ONYENSO**

Sophomore Forward
7-0 | 247
Owerri, Imo State, Nigeria
Putnam Science Acad.
(*ooo-GAH-na ON-yen-so*)



44 **ZVONIMIR IVIŠIĆ**

Freshman Forward
7-2 | 234
Vodice, Croatia
(*ZVON-uh-meer EE-vee-sitch*)



JOHN CALIPARI

Head Coach
15th Season
(*cal-uh-PEAR-ee*)



BRUISER FLINT

Assoc. to the HC
Fourth season at UK
Third season as associate to the head coach



ORLANDO ANTIGUA

Associate Coach
Eighth season at UK
Third season as associate



CHIN COLEMAN

Assistant Coach
Third season at UK
Third season as assistant



CHUCK MARTIN

Assistant Coach
First season at UK
First season as assistant



JOHN WELCH

Assistant Coach
First season at UK
First season as assistant

Alphabetical Roster

NO.	NAME	POS.	HT.	WT.	CL.	HOMETOWN (PREVIOUS SCHOOL)
2	Aaron Bradshaw	F	7-1	226	Fr.	Rahway, N.J. (Camden HS)
23	Jordan Burks	F	6-8	202	Fr.	Decatur, Ala. (Overtime Elite)
14	Brennan Canada	F	6-5	200	Gr.	Mount Sterling, Ky. (George Rogers Clark HS)
13	Grant Darbyshire	G	6-3	190	So.	Cincinnati (Sycamore HS)
0	Rob Dillingham	G	6-3	176	Fr.	Hickory, N.C. (Overtime Elite)
1	Justin Edwards	G	6-8	203	Fr.	Philadelphia (Philadelphia Imhotep Institute HS)
20	Joey Hart	G	6-5	203	Fr.	Linton, Ind. (Linton-Stockton HS)
22	Walker Horn	G	6-3	190	So.	Austin, Texas (Westlake HS)
44	Zvonimir Ivišić	F	7-2	234	Fr.	Vodice, Croatia
4	Tre Mitchell	F	6-9	231	Gr.	Pittsburgh (West Virginia University)
33	Ugonna Onyenso	F	7-0	247	So.	Owerri, Imo State, Nigeria (Putnam Science Acad.)
12	Antonio Reeves	G	6-6	195	Sr.	Chicago (Illinois State University)
15	Reed Sheppard	G	6-3	187	Fr.	London, Ky. (North Laurel HS)
3	Adou Thiero	F	6-8	222	So.	Pittsburgh (Quaker Valley HS)
21	D.J. Wagner	G	6-4	192	Fr.	Camden, N.J. (Camden HS)
25	Kareem Watkins	G	5-8	175	Sr.	Camden, N.J. (Kingsway Regional HS)

On the Bench

Head Coach: John Calipari (Clarion, 1982)
Associate to the Head Coach: James "Bruiser" Flint (St. Joseph's, 1987)
Associate Coach: Orlando Antigua (Pittsburgh, 1995)
Assistant Coaches: Ronald "Chin" Coleman (Lamar, 1997), Chuck Martin (Monmouth, 1993), John Welch (UNLV, 1986)
Assoc. AD/Basketball Operations: Chris Woolard (UCLA, 1997)
Director of Basketball Admin.: Will Barton (Kentucky, 2013)
Assistant to the Head Coach and Director of Player Development: Brett Rybak (Otterbein, 2008)
Strength and Conditioning Coach: Brady Welsh (Eastern Illinois, 2015)
Head Athletic Trainer: Geoffrey Staton (North Carolina, 2007)
Equipment Manager: Mark Evans (Kentucky, 2013)



POLLS, STATS, MEDIA INFO

Weekly Media Schedule

all times ET unless indicated otherwise

4 Mon.	5 Tue.	6 Wed.	7 Thu.	8 Fri.	9 Sun.	10 Sun.
Practice 3 p.m. UK Healthcare John Calipari Show 6 p.m.	Practice 3 p.m. Senior Day media opportunity TBD	vs. Vanderbilt 9 p.m. SEC Network	Practice 3 p.m. No media availability	Practice 3 p.m. UK assistant coach media opportunity TBD Depart for Knoxville	at Tennessee 4 p.m. CBS	Player off day No media availability

Communications & PR Staff



Deb Moore
Senior Associate Director
Cell - 859.559.5781
Email - deb.moore@uky.edu



Greg Welsh
Assistant Director
Cell - 215.990.0199
Email - gregory.welsh@uky.edu

Media Information

CREDENTIAL REQUESTS

Requests for single-game credentials will open 14 days prior to the deadline date and close five days prior to game day online at sportssystem.com/Kentucky.

CREDENTIAL CRITERIA

The University of Kentucky's decision to issue credentials to a media outlet for the purposes of covering a UK basketball home or away event is determined by a variety of factors. They include the following:

- Priority is given to outlets based on circulation size/household reach/unique site visitors
- Additional consideration is based on amount of original content generated, number of full-time employees of the outlet, length of existence of the outlet and the journalist experience of the reporter(s)
- Attendance at Kentucky media sessions, including Olympic sport opportunities and the intention/ability to cover all 22 sports at Kentucky both at home and on the road, also is considered
- Professionalism, which includes is not limited to conduct at games, press conferences, practices, on social media, etc.

Being granted credentials at another institution/event does not equate to meeting the criteria for the University of Kentucky. Being granted credentials for one UK event does not guarantee approval for other UK events. The University of Kentucky has the right to deny or revoke credentials under its own discretion. Credentialing also is dependent on space availability.

INTERVIEW POLICIES-GENERAL

All interviews with University of Kentucky basketball players or staff members must be arranged through the Communications and Public Relations office. Media should never contact a player or coach directly.

The Wildcat Coal Lodge, dormitories, team locker rooms and other team quarters are private team areas. Media members are not permitted in these areas unless accompanied by appropriate university personnel.

PRACTICE/PRESS CONFERENCES

Other than announced exceptions, UK basketball practices are closed to the media.

Player interviews are conducted pregame weekly and will be available to all UK media. UK will accept requests for player interviews, but they must be submitted 24 hours prior to the scheduled availability.

Coach John Calipari will meet with members of the media at least once a week in the Memorial Coliseum Media Room.

Game-day shoot-arounds are closed to the media.

TELEPHONE PLAYER INTERVIEWS

Telephone interviews are available to the media on a call-back basis. Individual player and coach telephone numbers will not be given to members of the media.

Players are instructed not to conduct interviews when contacted directly by telephone. The Communications and Public Relations office will arrange for telephone interviews at a time most convenient for the student-athlete.

Other special requests are handled on a case-by-case basis.

POSTGAME INTERVIEWS

Following each game, there is a cooling-off period, during which time the players shower and dress. Approximately 10 minutes after the game ends, Coach Calipari conducts his postgame press conference while a player speaks to the UK Sports Network.

Following Coach Calipari's press conference in the Rupp Arena interview room and the cooling-off period, selected UK players are available in the interview room.

The Polls

Associated Press Top 25 March 4

- Houston (52)
- UConn (6)
- Purdue (4)
- Tennessee
- Arizona
- Iowa State
- North Carolina
- Marquette
- Duke
- Creighton
- Baylor
- Illinois
- Auburn
- Kansas
- Kentucky**
- Alabama
- South Carolina
- Washington State
- Gonzaga
- BYU
- San Diego State
- Utah State
- Saint Mary's
- South Florida
- Dayton

Receiving Votes: Nevada, Florida, Boise State, Texas, Texas Tech, Indiana State, Appalachian State, New Mexico, Florida Atlantic, James Madison, Princeton, Michigan State, Villanova, Colorado State, McNeese State, Richmond

USA Today Coaches Poll March 4

- Houston (28)
- UConn (3)
- Purdue (1)
- Tennessee
- Arizona
- Iowa State
- North Carolina
- Duke
- Marquette
- Creighton
- Baylor
- Illinois
- Kentucky**
- Auburn
- Kansas
- South Carolina
- Alabama
- Gonzaga
- San Diego State
- Washington State
- Saint Mary's
- Utah State
- BYU
- South Florida
- Florida

Receiving Votes: Dayton, Texas Tech, Nevada, Boise State, Appalachian State, James Madison, Oklahoma, Northwestern, Indiana State, Clemson, TCU, Wake Forest, Nebraska

UK in the Rankings

Team Rankings

Category	Stat	SEC (NCAA)
Scoring	89.6	2nd [3rd]
Scoring Defense	79.1	13th [331st]
Scoring Margin	+10.4	4th [30th]
Free-Throw %	.769	3rd [23rd]
Field-Goal %	.498	1st [6th]
Field-Goal % Def.	.429	7th [133rd]
3-Point FG %	.408	1st [1st]
3-Point FG % Def.	.326	6th [126th]
Rebounds Per Game	37.31	7th [87th]
Opponent Rebs. Per Game	36.83	11th
Rebounding Margin	+0.5	9th [191st]
Blocks Per Game	6.1	1st [4th]
Assists Per Game	17.3	2nd [16th]
Steals Per Game	8.0	1st [47th]
Turnover Margin	+2.1	3rd [55th]
Assist-to-TO Ratio	+1.67	2nd [11th]
Off. Rebs. Per Game	9.93	11th [208th]
Def. Rebs. Per Game	27.38	3rd [37th]
Def. Rebound %	.695	11th
Off. Rebound %	.286	10th
3-Point FG Per Game	9.7	2nd [17th]

Individual Rankings

Category/Player	Stat	SEC (NCAA)
Assist-to-TO Ratio/Sheppard	2.25	6th [96th]
Assist-to-TO Ratio/Mitchell	2.16	8th [118th]
Assist-to-TO Ratio/Wagner	2.02	9th [138th]
Assist-to-TO Ratio/Dillingham	2.00	10th [143rd]
Assists Per Game/Sheppard	4.3	5th [114th]
Assists Per Game/Dillingham	3.8	10th [171st]
Assists Per Game/Wagner	3.3	13th [264th]
Assists Per Game/Mitchell	3.0	15th [335th]
Blocks Per Game/Mitchell	1.09	11th [201st]
Double-Double/Mitchell	4	7th [214th]
Double-Double/Bradshaw	1	25th [584 th]
Double-Double/Onyenso	1	25th [584 th]
Double-Double/Sheppard	1	25th [584 th]
Double-Doubles/Thiero	1	25th [584 th]
Double-Doubles/Wagner	1	25th [584 th]
Field-Goal %/Reeves	.509	6th [95th]
Field-Goal %/Dillingham	.479	8th [142nd]
Free-Throw %/Reeves	.876	3rd [38th]
Minutes Per Game/Mitchell	32:20	7th [302nd]
Points Per Game/Reeves	20.0	3rd [30th]
Points Per Game/Dillingham	14.8	15th [289th]
Def. Rebs. Per Game/Mitchell	5.61	2nd [101st]
Rebounds Per Game/Mitchell	7.3	6th [141st]
Steals Per Game/Sheppard	2.62	1st [7th]
3-Point %/Reeves	.442	1st [5th]
3-Pointers Per Game/Reeves	2.52	4th [89th]
3-Pointers Per Game/Sheppard	2.14	11th [205th]
3-Pointers Per Game/Dillingham	1.89	17th [324th]

*as of March 2

Upcoming in the SEC

March 6-9

Contest	Time	TV Network
Wednesday, March 6		
LSU at Arkansas	7 p.m.	SEC Network
Tennessee at South Carolina	7 p.m.	ESPN2
Mississippi State at Texas A&M	9 p.m.	ESPN2/U
Vanderbilt at Kentucky	9 p.m.	SEC Network

Saturday, March 9		
Arkansas at Alabama	Noon	ESPN
Texas A&M at Ole Miss	2 p.m.	CBS
South Carolina at Mississippi State	2:30 p.m.	SEC Network
Kentucky at Tennessee	4 p.m.	CBS
Florida at Vanderbilt	4:30 p.m.	SEC Network
Georgia at Auburn	6:30 p.m.	SEC Network
Missouri at LSU	8:30 p.m.	SEC Network

*as of March 2



NOTES

Honoring the Cats

Aaron Bradshaw

- SEC Freshman of the Week (Jan. 8)

Rob Dillingham

- Associated Press National Player of the Week (Feb. 6)
- SEC Freshman of the Week (Feb. 5)

Justin Edwards

- Fox Sports National Guard of the Week (Feb. 26)
- SEC Co-Freshman of the Week (Feb. 26)

Antonio Reeves

- Jerry West Award Top 5
- Oscar Robertson Trophy and All-American Watch List
- Naismith Trophy Men's College Player of the Year Midseason Team
- Wooden Award late season Top 20
- Dick Vitale National Player of the Week (Jan. 22)
- Bluegrass Sports Commission MVP of Kentucky-Louisville Game (Dec. 21)

Reed Sheppard

- SEC Freshman of the Week (March 4)
- SEC Freshman of the Week (Dec. 26)
- SEC Freshman of the Week (Dec. 4)

D.J. Wagner

- SEC Freshman of the Week (Jan. 22)
- SEC Freshman of the Week (Dec. 18)
- SEC Freshman of the Week (Nov. 27)

Clutch Free Throws

Free throws during a two-possession game (six points or less) at any point with 3:00 or less to play or overtime:

Player	FTs	Pct.
Reed Sheppard	22-25	.880
Antonio Reeves	5-6	.833
Justin Edwards	3-4	.750
D.J. Wagner	6-8	.750
Rob Dillingham	8-11	.727
Ugonna Onyenso	4-6	.667
Aaron Bradshaw	4-7	.571
Tre Mitchell	6-11	.545
Zvonimir Ivisic	1-2	.500
Adou Thiero	0-2	.000

Kentucky **58-79** **.734**

All-Time Winningest Schools

SCHOOL	WINS
1. Kentucky	2,396
2. Kansas	2,391
3. North Carolina	2,366
4. Duke	2,296
5. UCLA	2,001
6. Syracuse	1,993
7. Temple	1,988
8. Notre Dame	1,962
9. St. John's	1,939
10. Indiana	1,928

*As of March 3, 2024

Last Time Out: Arkansas Recap

When Kentucky and Arkansas met in Fayetteville on Jan. 27, both teams struggled on offense. Kentucky came out on top in a plodding, 63-57 victory. In the rematch on Saturday, the game was played at a much different pace.

Kentucky (21-8, 11-5 Southeastern Conference) placed seven players in double figures on its way to a 111-102 win and a season sweep over the Hogs on Saturday inside Rupp Arena.

Antonio Reeves led the scoring barrage with 22 points, but he got plenty of help from his running mates. D.J. Wagner had 19 points, Rob Dillingham and Aaron Bradshaw each had 15, Zvonimir Ivisic had 12 points and a career-high nine rebounds, while Justin Edwards and Reed Sheppard each had 10.

It was the first time that Kentucky had seven double-figure scorers since Feb. 19, 2005 in a win against Mississippi State. Randolph Morris led the Cats in scoring that night with 17 points. Saturday's game marked just the sixth time in school history that Kentucky has had seven double-figure scorers in a game.

Arkansas scored the first four points of the game before a Wagner three got the Cats on the board. After the Hogs got a bucket on their next possession, Wagner hit another three to tie the game at 6-6.

The Hogs made their first six shots from the floor and took a 12-8 lead in the process. The game would be tied at 12, 14 and 17 before Kentucky scored five in a row, capped by a pair of Tre Mitchell, to lead 22-17.

Arkansas answered by scoring the next seven points to lead 24-22. However, Wagner hit his third three of the game to give the Cats a 25-24 lead with 10:23 to play in the half. The Hogs scored the next three points before a Reeves three and a Bradshaw dunk gave UK a 30-28 advantage.

The seesaw game continued as Arkansas scored four in a row to lead 31-30. Bradshaw then scored on a dunk and converted a subsequent free throw to make it 33-31 Cats with 7:39 left in the half. However, the Hogs would tie the game at 33 and it would also be tied at 36 and 38 before the Hogs scored four in a row to make it 42-38.

Kentucky would answer with a Bradshaw layup, a pair of Sheppard threes and a Reeves layup to lead 48-42. After an Arkansas three, Bradshaw hit a three of his own, and later added two free throws to give UK a 53-45 lead. The Cats would lead 53-48 at the half.

Wagner got the scoring started in the second half with his fourth triple of the game. The Cats would build a 10-point lead, 60-50, before Arkansas went on an 12-1 run to re-take the lead, 62-61. A Dillingham runner gave UK the lead back, 63-62.

Sheppard then hit a runner in the lane and Bradshaw knocked down two free throws to give UK a 67-62 lead. After two Arkansas free throws, UK got three free throws, one from Bradshaw and two from Reeves, to lead 70-64. However, Arkansas fought back with an 18-5 run to lead 84-75 with 9:06 to play.

Kentucky would respond with an 12-4 run, sparked by five points from Ivisic, to get within one, 88-87 with 6:31 remaining. After Arkansas got a pair of free throws, Dillingham hit a pair from the charity stripe, then made a driving layup to give the Cats a 91-90 lead.

After Arkansas took the lead back, Dillingham found Edwards with a lob pass for a dunk and the Cats led 93-92 with 4:45 left. Dillingham added a pair of free throws to give the Cats a 95-92 advantage.

The run continued for the Cats when Dillingham found Ivisic for a dunk, making it 97-92. An Edwards free throw made it 98-92 with 3:18 to play. From there, the Cats were able to keep the Hogs at bay and secure the victory.

Honoring Three on Senior Night

Three Kentucky student-athletes will be honored prior to the Senior Night contest against Vanderbilt. Tre Mitchell, Antonio Reeves and Kareem Watkins will be recognized before the game against the Commodores.

Brennan Canada, is also in his final season of eligibility, and elected to not participate for a second year in a row.

Cats Finally at Full Strength against Arkansas

With only three regular-season games remaining in the 2023-24 season, the Wildcats finally played a complete game at full strength for a full game in the 111-102 win over Arkansas on March 2. The Wildcats' highly-anticipated full roster made its debut against Ole Miss on Feb. 13, but early in the second half Tre Mitchell suffered a left shoulder injury and did not return. He missed road games at Auburn, LSU and Mississippi State and the home game with Alabama with the injury before returning against the Razorbacks.

Eight players have missed a total of 52 games because of injury, illness or other factors. Among regular-rotation players only Antonio Reeves, Reed Sheppard and Jordan Burks have been available every game.

Aaron Bradshaw: Missed the team's first seven games recovering from offseason foot surgery. He returned to action Dec. 2 vs. UNC Wilmington

Rob Dillingham: Missed the game at Arkansas with an illness

Justin Edwards: Missed the home game vs. Florida with a leg injury

Zvonimir Ivišić: Missed the team's first 16 games of the season and was cleared to play for the Georgia game on Jan. 20

Tre Mitchell: Did not play at Vanderbilt or at home vs. Gonzaga with a back injury. Returned against Ole Miss but missed the majority of the second half with a left shoulder injury and did not play at Auburn, at LSU, at Mississippi State or at home against Alabama

Ugonna Onyenso: Missed the team's first nine games recovering from offseason foot surgery. He returned to action Dec. 16 vs. North Carolina

Adou Thiero: Has missed eight total games this season, including seven in row beginning with the Dec. 29 game vs. Illinois State

D.J. Wagner: UK's everyday starter at point guard, missed UK's games against UNC Wilmington and back-to-back home games against Florida and Tennessee, as well as the road game at Vanderbilt with a separate ankle injuries. Wagner has been out of the lineup in losses to UNC Wilmington, Florida and Tennessee

A Look at the SEC Race with Two to Play

If the season concluded on March 2, the Wildcats would own the No. 4 seed in the Southeastern Conference Tournament. There's a lot left to be decided from now until tipoff in Nashville on March 13. Kentucky is two games back of first place, but cannot finish lower than sixth. Here's a look at the remaining schedule and tiebreaker scenarios for the Cats:

- Tennessee (at SC, vs. UK) - UT owns tiebreaker based on head-to-head matchup, will play in final game of season
- Alabama (at UF, vs. ARK) - UK owns tiebreaker based on head-to-head matchup
- South Carolina (vs. UT, at MSU) - SC owns tiebreaker based on head-to-head matchup
- Kentucky (vs. VU, at UT)
- Auburn (at MIZZ, vs. UGA) - UK owns tiebreaker based on head-to-head matchup
- Florida (vs. UA, at VU) - Kentucky owns tiebreaker based on win over Alabama

Antonio Th-REEVES: All-America Candidate; Jerry West Award Finalist

Senior Antonio Reeves is firmly cemented in the race to become an All-American. He is among the final five candidates for the Jerry West Award, honoring the nation's best shooting guard as well as a Wooden Award late season Top 20 finalist, the Naismith Trophy midseason list and an Oscar Robertson Trophy Watch List member.

He is UK's leading scorer at 20.0 points per game (in the John Calipari era, only Jamal Murray at 20.0 points per game averaged as much as Reeves). Reeves is tallying marks of 50.9% from the field, 44.2% from 3-point range and 87.6% from the free-throw line -- all career bests. He is the only Power 5 player averaging at least 1.5 made 3-pointers and tallying at least .490% from the



NOTES

2023-24 Lead-Deficit Comparison

Opponent	Biggest Lead	Biggest Deficit	Biggest Run	Changes	Ties	Led	Trailed	Result
NEW MEXICO ST.	40 (2nd)	4 (1st)	17-0	2	0	36:41	3:01	W, 86-46
A&M-COMMERCE	22 (2nd)	13 (1st)	9-0	1	0	27:41	11:20	W, 81-61
vs. Kansas	14 (2nd)	9 (1st)	8-0	10	8	18:58	15:29	L, 89-84
STONEHILL	37 (2nd)	6 (1st)	14-0	3	1	35:46	3:45	W, 101-67
SAINT JOSEPH'S	9 (2nd)	5 (1st)	8-0	3	8	33:05	7:23	W, 96-88 ^{OT}
MARSHALL	41 (2nd)	2 (1st)	10-0	2	0	38:07	1:18	W, 118-82
MIAMI	29 (2nd)	6 (1st)	10-0	3	3	28:37	9:54	W, 95-73
UNC WILMINGTON	6 (2nd)	14 (1st)	9-0	4	2	4:27	34:30	L, 80-73
vs. Penn	17 (2nd)	-	10-0	-	2	37:41	0:00	W, 81-66
vs. North Carolina	12 (2nd)	1 (2nd)	8-0	2	3	37:13	0:16	W, 87-83
at Louisville	26 (2nd)	5 (1st)	12-0	7	4	33:14	4:31	W, 95-76
ILLINOIS STATE	28 (2nd)	4 (1st)	9-0	5	2	33:52	4:36	W, 96-70
at Florida	5 (2nd)	11 (1st)	7-0	4	7	5:25	28:35	W, 87-85
MISSOURI	15 (2nd)	2 (1st)	7-0	4	2	37:37	0:57	W, 90-77
at Texas A&M	7 (2nd)	11 (1st)	7-0	8	11	11:59	27:33	L, 97-92 ^{OT}
MISSISSIPPI STATE	20 (1st)	3 (1st)	13-0	2	1	37:37	1:06	W, 90-77
GEORGIA	28 (2nd)	3 (1st)	11-0	3	2	34:11	4:59	W, 105-96
at South Carolina	5 (1st)	20 (2nd)	6-0	5	2	7:09	29:25	L, 79-62
at Arkansas	10 (2nd)	10 (1st)	8-0	5	3	11:00	25:28	W, 63-57
FLORIDA	10 (1st)	7 (OT)	7-0	29	15	28:36	8:34	L, 94-91 ^{OT}
TENNESSEE	-	16 (2nd)	8-0	0	0	0:00	39:48	L, 103-92
at Vanderbilt	33 (2nd)	-	8-0	0	0	39:41	0:00	W, 109-77
GONZAGA	6 (2nd)	13 (1st)	12-0	5	2	5:02	33:49	L, 89-85
OLE MISS	17 (2nd)	6 (1st)	10-0	3	1	27:46	11:19	W, 75-63
at Auburn	16 (2nd)	-	9-0	0	1	38:39	0:00	W, 70-59
at LSU	15 (2nd)	5 (2nd)	16-0	13	12	14:13	16:50	L, 75-74
ALABAMA	37 (2nd)	5 (1st)	12-0	10	5	31:59	6:03	W, 117-95
at Mississippi State	8 (2nd)	13 (2nd)	7-0	1	2	4:14	34:18	W, 91-89
ARKANSAS	11 (2nd)	9 (2nd)	10-0	17	12	20:07	14:23	W, 111-102
VANDERBILT	-	-	-	-	-	-	-	-
at Tennessee	-	-	-	-	-	-	-	-
BIGGEST/MOST	41	20	17-0	29	15	39:41	39:48	
TOTALS						719:37	379:30	

field, .435 from 3-point range and .865 from the charity stripe.

He tallied 30 points in a win at Louisville and followed that performance with 27 against Illinois State. He was just the fourth UK player to ever score 30 or more in the series vs. Louisville. With the 30-point effort at Louisville, Reeves joined Oscar Tshiebwe (4), Malik Monk (4) and Jamal Murray (3) as the only players in the UK-Calipari era to have multiple games with 30 or more points.

Reeves has topped double-figure scoring in all but one game this season and eclipsed the 20-point plateau in 17 games. He is just the second UK player under John Calipari to have 20-plus career 20-or-more scoring efforts in his career, joining 2022 National Player of the Year, Tshiebwe, in that category. Eleven of his 27 career 20-plus point scoring efforts have come on the road.

The Chicago native has scored 20 or more in five straight games, including 22 in a win against Arkansas on Saturday. That's the longest streak of 20-point efforts for a UK player since Murray did so in 12 games in 2016.

Against Georgia, he eclipsed 2,000 career points combining his time at Illinois State and at Kentucky. As a Wildcat, he became the 62nd player in program history to amass 1,000 career points with 25 at LSU. He is one of three active players and 10 all-time to tally 1,000 career points at two different programs.

In two seasons with UK, Reeves has scored 1,068 points. The most in a two-year span as a Wildcat is 1,213 by Bill Spivey. Tshiebwe (1,117) is in second.

In his career with UK he has 53 double-digit scoring games, 41 games with multiple made 3s, 27 20-point games and eight games with five or more made 3s.

He's also moving up the charts in UK's record books from long range:

Kentucky Career Leaders in 3-Point Field Goals

1. Tony Delk (283 in 133 games, 2.13 per game)
2. Keith Bogans (254 in 135 games, 1.88 per game)
-
10. Darius Miller (175 in 152 games, 1.15 per game)
11. John Pelphrey (160 in 114 games, 1.40 per game)
12. Anthony Epps (155 in 141 games, 1.10 per game)
13. Antonio Reeves (153 in 63 games, 2.43 per game)

Dilly, Dilly! Super Sixth Man

UK freshman guard Rob Dillingham has been dubbed as the "most dynamic" player in college basketball by several pundits and coaches alike. He is a momentum changer off the bench and has started just one game for UK in 28 appearances on the season.

Dillingham averages 14.8 points per game off the bench for the Cats. That mark is second on the team, trailing only Antonio Reeves. Dillingham's points per game off the bench are the most among all players in the Southeastern Conference and the most by any true freshman off the bench this season. He ranks 14th overall in that category.

The Hickory, North Carolina, native poured in a career-high 35 points against Tennessee on Feb. 3. It tied for the most points off the bench by any UK player in the John Calipari era. He was also just the third player to score 35 or more in the Rick Barnes' Tennessee era, joining Mason Jones and Damantas Sabonis as the others.

Dillingham is averaging 8.2 points per game in the second half and shooting 48.8% from the field and 80.0% from the charity stripe. He's 44-55 on the season from the free-throw line in the second half and overtime periods.

Over the last three games, Dillingham has hit two go-ahead shots for the Cats (Mississippi State and Arkansas) and produced runs of seven or more points accounted for in all three second halves. Against Alabama he generated eight straight points in which he either scored for assisted. At Mississippi State he tallied seven such points and against Arkansas he generated 16 such points.

For the year, Dillingham has scored in double figures in 23 games. Against UK's six ranked opponents this season, Dillingham is averaging 18.2 points per game and 4.0 assists. He is also connecting on 60.7% of his shots from 3-point range and averaging 2.8 made 3s per game in those contests.

Forever Young

Similar to early teams under John Calipari's direction, the 2023-24 Kentucky Wildcats are one of the nation's youngest teams. With



NOTES

an average age of 20.0 years, the Cats rank as the seventh youngest team in the country. Only Arizona, at 19.77 years is younger from a Power Five standpoint.

This UK team is powered by the nation's No. 1 recruiting class. Calipari has had success before with teams led by the nation's best first-year players. Results of other No. 1 ranked classes under Calipari and corresponding seasons:

- 2010 - 35-3 (SEC Champion, SECT Champion, Elite Eight)
- 2011 - 29-9 (SECT Champion, Final Four)
- 2012 - 38-2 (SEC Champion, National Champion)
- 2013 - 21-12
- 2014 - 29-11 (Final Four)
- 2016 - 27-9 (SEC Champion, SECT Champion, Sweet 16)
- 2017 - 32-6 (SEC Champion, SECT Champion, Elite Eight)

Similar Stories ...

In 15 years as head coach of the Wildcats, John Calipari has won a national title, claimed six Southeastern Conference regular-season crowns, six league tournament titles and won more NCAA tournament games than any other coach during this span. He's also led teams plagued by slow starts to memorable late-season runs:

- The 2020 squad suffered a home loss to Evansville in November, lost back-to-back games in Las Vegas prior to Christmas and fell to 16-5 on Feb. 1 with a loss at Auburn. The Wildcats would then rattle off eight straight wins and nine of their last 10 to win the SEC regular-season by a comfortable margin of three games. COVID-19's rise in the United States canceled the SEC and NCAA Tournaments
- In 2018, the Wildcats lost four in a row from Feb. 3-14, marking the first four-game losing streak during Calipari's UK tenure. That team went on to win nine of its next 10 games and captured the SEC Tournament title
- The 2017 squad lost three of four games from Jan. 24-Feb. 4 before rattling off 14 straight victories. Within that run, the Wildcats won the SEC Tournament title and marched all the way to the Elite Eight before a buzzer-beater by eventual champion North Carolina ended their tournament run
- In 2014, the freshman class was heralded as the best ever and preseason expectations had fans dreaming of a 40-0 season. However, that team dropped nine regular-season games before putting together one of the most magical NCAA Tournament runs in program history. The Cats overcame double-digit deficits in all but one game and were led by late-game heroics from Aaron Harrison all the way to the NCAA Championship game
- In 2011, the Wildcats lost six times on the road in SEC play before charting a 10-game winning streak that included an SEC Tournament title and a run to Calipari's first Final Four with UK. Behind late-game heroics from Brandon Knight, that team knocked off the tournament's No. 1 overall seed in Ohio State and upset North Carolina to reach the Final Four

Reed This: Sheppard Stats' Snapshot

Reed Sheppard is the only player in the country that has amassed at least 75 steals, dished out at least 120 assists and made at least 60 3-pointers through March 2. Through just 27 games, he was the only player in the history of the UK program to have those totals.

Per KenPom.com, his 3-point percentage of 51.7% ranks first in the country, his true-shooting percentage (69.3%), is fifth and his effective field-goal percentage ranks ninth (67.0%).

Sheppard had the game of his life in UK's come-from-behind win at Mississippi State on Feb. 27. The London, Kentucky, native poured in a career-high 32 points and added five boards, seven assists, two blocks and two steals. Twenty-three of his points came after half-time. Eleven of them came in the final 93 seconds.

It was the only game of 30-or more points, seven-plus assists, five-plus rebounds, two-plus blocks and two-plus steals in the NCAA this season and one of only 11 such games going back to 1996-97. It is only the second by an SEC player in that time frame.

Furthermore, Sheppard is the first Kentucky player in the last 25 seasons to record multiple games with 25 points, five rebounds and five assists and the first Kentucky player with 30 points, five boards and five dimes in a game since Derek Anderson in November of 1996.

Meanwhile, Sheppard has been a nemesis defensively racking up 76 steals on the season. Since steals became an official stat in 1979, the 76 steals are the third-most by a UK player in program history. Only Rajon Rondo (87) and Wayne Turner (79) have more.

He became the first player in UK history to register five steals in three-consecutive games, collecting five thefts against Ole Miss (2/13), Auburn (2/17) and LSU (2/21).

The London, Kentucky, native's 2.621 per game average ranks seventh in the country and leads the Southeastern Conference. Rondo's 2.294 per game average is UK's single-season leader. No other player averaged at least 2.0 per game in program history.

The 6-foot-3 guard also leads the team with 124 assists on the year. His 4.3 per game average ranks fifth in the league. The 124 assists ranks as the 11th-most in single-season history by a UK freshman and he is the 48th player in program history to have 124 or more assists in a season.

With a 51.7% 3-point clip, Sheppard would rank third in single-season history in that category if the season ended today. Cameron Mills made 42 of 79 (53.16) in 1996-97 and Travis Ford hit 101 of 191 (52.88) in 1992-93.

Sheppard is also averaging 12.4 points per game and has topped double-figure scoring in 19 games.

Running, Gunning and Sharing ... Oh, My!

To say that Kentucky is clicking offensively would be an understatement.

- UK has scored at least 81 points in all but six games this season.
- This is the first UK team to score at least 81 points in 16 of its first 17 games of a season in program history.
- UK is averaging 89.6 points per game for the season. That ranks third in the country.
- Kentucky scored a Calipari-era record 118 points against Marshall.
- The Wildcats also put up a Rupp Arena-record 69 points in the opening half against the Thundering Herd.
- Kentucky's 95 points at Louisville are the most the Cardinals have ever surrendered at home at the KFC Yum! Center.
- The Wildcats' 90 points against Missouri were the most in an SEC game since scoring 90 in a 90-81 win over Alabama on Feb. 19, 2022.
- Kentucky scored 90 or more in four straight SEC games (Missouri, at Texas A&M, Mississippi State and Georgia) for the first time since scoring 107 at Vanderbilt (Jan. 4, 1994), 90 at Georgia (Jan. 8, 1994), 96 vs. Ole Miss (Jan. 12, 1994) and 93 vs. Tennessee (Jan. 15, 1994).
- The Wildcats scored 90 points against Mississippi State at home. It was the most the Bulldogs (a top-10 KenPom defense) has surrendered to date this season.



Rob Dillingham

Measurables

Wing Span

Lane Agility

Standing Vert.

Max Vert.

3/4 Court Sprint

1. Ugonna Onyenso - 7'4"	1. Reed Sheppard - 10.40	T1. Joey Hart - 33.0"	1. Jordan Burks - 40.5"	1. D.J. Wagner - 3.161
2. Aaron Bradshaw - 7'1"	2. D.J. Wagner - 10.50	T1. Kareem Watkins - 33.0"	2. Rob Dillingham - 40.0"	2. Antonio Reeves - 3.201
3. Jordan Burks - 7'0"	3. Rob Dillingham - 10.54	3. Rob Dillingham - 32.0"	T3. Joey Hart - 39.0"	3. Adou Thiero - 3.221
T4. Tre Mitchell - 6'11"	4. Brennan Canada - 10.95	4. Adou Thiero - 31.0"	T3. Kareem Watkins - 39.0"	4. Rob Dillingham - 3.225
T4. Adou Thiero - 6'11"	5. Antonio Reeves - 11.07	5. Jordan Burks - 30.5"	T5. Reed Sheppard - 38.5"	5. Reed Sheppard - 3.288
			T5. Adou Thiero - 38.5"	

*Zvonimir Ivišić was not measured

Quick Facts

GENERAL INFORMATION

Location: Lexington, Ky.
Enrollment: 32,710
Founded: 1865
Colors: Blue and White
Nickname: Wildcats
Conference: Southeastern Conference
All-Time Record: 2,396-756-1 (76.0%)
Arena: Rupp Arena (20,500)
Rupp Arena Record: 670-85 (88.6%) - 48th season
NCAA Championships: 8 (1948, '49, '51, '58, '78, '96, '98, 2012)
NCAA Runners-Up: 4 (1966, '75, '97, 2014)
NCAA Tournament Record: 129-53 (70.9%)
Last NCAAT Appearance: 2022, First Round
President: Dr. Eli Capilouto (Alabama, 1971)
Athletics Director: Mitch Barnhart (Ottawa, 1981)
MBB Administrators: Marc Hill (Iowa Wesleyan, 1993), Ray Oliver (Kansas, 1985)
Head Coach: John Calipari (Clarion, 1982)
Calipari On-Court Record: 853-261 (76.6%)
Calipari UK Record: 408-121 (77.1%)
Athletics Phone Number: 859.257.8000
Starters Returning/Lost: 0/5
Players Returning/Lost: 7/8



NOTES

- Kentucky scored 109 points at Vanderbilt. It was the most points UK has scored against an SEC foe on the road since scoring 120 at Vanderbilt on Feb. 7, 1996.
- UK was 12 for 12 at the free-throw line at Vanderbilt. It was the most makes without a miss in a true road game since Jan. 28, 1989 at Ole Miss (13).
- The Wildcats matched that mark with a 12-for-12 free-throw performance at LSU as well.
- Kentucky scored 117 points in an upset of No. 13 Alabama. It marked the most ever against the Crimson Tide. It was the most ever vs. an Associated Press Top 25 ranked team in program history and the most since scoring 113 against No. 13 Notre Dame on Dec. 28, 1974. It was the most vs. an SEC opponent since scoring 120 at Vanderbilt on Feb. 7, 1996 and the most vs. an SEC foe inside of Rupp Arena since 127 vs. LSU on March 4, 1995.
- In back-to-back games against Alabama and at Mississippi State, UK combined to score 208 points. That's the most in a two-game span vs. SEC foes for UK since February of 1996.
- Kentucky has topped 100 or more points in a Calipari-era-record-breaking six games. The six 100-point scoring outputs are the most since the 1995-96 squad had nine such games.
- The Wildcats tallied 117 points vs. Alabama and 111 against Arkansas. It's the first back-to-back home games with at least 111 points since 1971.
- They're playing at a fast pace, averaging just 15.6 seconds per possession which ranks 21st in the country.
- UK is logging 15.83 fast-break points per game. That mark is the sixth best in the nation.
- Kentucky made at least 12 3-pointers in four straight games (Kansas, Stonehill, Saint Joseph's, Marshall) for the first time since December of 1989. UK has made at least eight in all but eight games this season.
- The Wildcats are averaging 9.7 made 3s per game. That is the 17th-best nationally.
- It's 3-point percentage (.408) paces in the country.
- UK has five players averaging double-figure points.
- Five Wildcats have multiple 20-point scoring efforts and six have at least one 20-point effort.
- For the first time in program history, 11 different players have scored at least 13 points in a game this season.
- Against Arkansas at home, UK had seven players score in double-figures for the first time since 2005.
- The Wildcats rank 11th in the country with a 1.67 assist-to-turnover ratio.
- Kentucky is dishing out 17.3 assists per game, ranking 16th in the country in that category.
- Per KenPom, UK's offensive efficiency ranks eighth.
- Per KenPom, UK's effective field-goal percentage ranks fifth and its turnover percentage is 12th in the nation.

UK Hall of Famer Tubby Smith Named 2024 SEC Legend

University of Kentucky Hall of Famer and National Championship coach, Orlando "Tubby" Smith will represent the Wildcats as a member of the 2024 Southeastern Conference Legends class at the SEC Tournament in Nashville, Tennessee.

Past greats from all 14 SEC member institutions will be honored at the league tournament at Bridgestone Arena. Each legend will be recognized during halftime of their team's first game of the tournament, as well as a group introduction at halftime of the first semifinal game on Saturday.

Smith was head coach at Kentucky for 10 seasons, from 1998-2007, guiding the Wildcats to one national championship, five SEC regular-season crowns and five SEC Tournament titles. He compiled a record of 263-83 at UK, winning 76% of his games while taking on a schedule annually ranked among the nation's toughest. He was named National Coach of the Year three times and SEC Coach of the Year three times during his term in Lexington.

Smith led the "Comeback Cats" to the 1998 NCAA Championship after falling behind by 17, 10 and 12 points, respectively, in the second half of the Elite Eight, Final Four and National Championship games of the tournament.

Smith took UK to the NCAA Tournament in all 10 seasons in Lexington, fashioning a 23-9 record in the event, and was 20-5 in the SEC tourney.

He ranks eighth in league history with 308 victories between his time with Kentucky and Georgia. His 139 SEC regular-season victories ranks 12th all-time in league annals. His career winning percentage of 75.1% is sixth all-time and his 72.4% in SEC league games is the fifth best.

Smith became the third head coach to be retired to the Rupp Arena rafters. He was inducted into the UK Athletics Hall of Fame in 2013 and his jersey was retired in 2021.

The men's basketball legends program began in 1999 with classes honored every year with the exception of 2020, 2021, and 2022.

The Winner is ... Reed Sheppard!

The Wildcats garnered their ninth Southeastern Conference weekly award on March 4 when Reed Sheppard earned his third SEC Freshman of the Week honor. He averaged 21.0 points on 66.7% shooting, 54.5% from 3-point range and a perfect 1.000% from the line in wins over Mississippi State and Arkansas. He scored a career-high 32 points in the come-from-behind win at Mississippi State, including the game-winner.

Kentucky has dominated the weekly SEC awards with John Calipari at the helm. UK has won more weekly SEC honors (134) than any other school during the Calipari era, including 103 SEC Freshman of the Week awards and 31 SEC Player of the Week honors.

Additional honors this season:

- Aaron Bradshaw was the Freshman of the Week on Jan. 8 after scoring 10 points in the final 9:05 of UK's 87-85 win over Florida.
- Rob Dillingham captured the award on Feb. 5. He averaged 27.5 points, four assists and 2.5 rebounds against Florida and No. 5 Tennessee. Dillingham opened the week with 20 points, four assists and four rebounds against the Gators. He then scored a career-high 35 points on 14-of-20 (.700) shooting from the field and 6-of-8 (.750) shooting from 3-point range. He was also tabbed the Associated Press National Player of the Week for his efforts.
- Justin Edwards earned the weekly award on Feb. 26 after averaging 18.5 points, and shot 92.9% from the field against LSU and No. 13 Alabama. Edwards exploded for a career-high 28 points and was a perfect 10 of 10 from the field in the upset of the Tide. He hit a career-high four 3-pointers and became just the third player in program history to make all 10 or more of his attempts from the field. He also contributed five boards, two steals and two assists in the win.
- Reed Sheppard was the Freshman of the Week on Dec. 4 after he averaged 23.0 points, 7.0 rebounds and 5.0 assists per game against No. 8 Miami and UNC Wilmington. He won for a second time on Dec. 26 after registering his first double-double with 11 points and 11

Points Per Possession

Game	Off. PPP	Def. PPP
NEW MEXICO STATE	1.23	0.66
TEXAS A&M-COMMERCE	1.23	0.92
vs. Kansas	1.01	1.07
STONEHILL	1.36	0.91
SAINT JOSEPH'S	1.20	1.10
MARSHALL	1.48	1.02
MIAMI	1.32	1.01
UNC WILMINGTON	0.95	1.04
vs. Penn	1.14	0.93
vs. North Carolina	1.07	1.02
at Louisville	1.25	1.00
ILLINOIS STATE	1.35	0.99
at Florida	1.06	1.04
MISSOURI	1.18	1.01
at Texas A&M	1.15	1.21
MISSISSIPPI STATE	1.30	1.12
GEORGIA	1.27	1.16
at South Carolina	0.98	1.25
at Arkansas	0.90	0.81
FLORIDA	1.14	1.18
TENNESSEE	1.24	1.39
at Vanderbilt	1.47	1.04
GONZAGA	1.20	1.25
OLE MISS	1.04	0.88
at Auburn	1.04	0.88
at LSU	1.04	1.06
ALABAMA	1.46	1.19
at Mississippi State	1.25	1.22
ARKANSAS	1.29	1.19
VANDERBILT	-	-
at Tennessee	-	-

Overall

- UK offensive high - 1.48, MARSHALL, (11/24)
- UK offensive SEC high - 1.47, at Vanderbilt (2/6)
- UK offensive postseason high -
- UK offensive low - 0.90, at Arkansas (1/27)
- UK offensive SEC low - 0.90, at Arkansas (1/27)
- UK offensive postseason low -
- Opp. offensive high - 1.39, vs. TENNESSEE (2/3)
- Opp. SEC high - 1.39, vs. TENNESSEE (2/3)
- Opp. postseason high -
- Opp. offensive low - 0.66, NEW MEXICO ST. (11/6)
- Opp. SEC low - 0.81, at Arkansas (1/27)
- Opp. postseason low -

Wins vs. Losses in 2023-24

Result	FG%	Opp. FG%	3-Pt. FG%	Opp 3-Pt. FG%	FT%	RPG	APG	TOPG	BPG	SPG	PPG	Opp PPG
Wins	.528	.422	.425	.304	.776	36.9	18.7	10.5	5.8	8.6	92.6	75.7
Losses	.424	.448	.365	.383	.752	38.4	13.8	10.0	7.1	6.6	81.6	88.3



NOTES

assists in the road victory at Louisville

- D.J. Wagner was the Freshman of the Week on Nov. 27 after averaging 25.0 points and 5.5 assists per game in an overtime win over Saint Joseph's and a record-breaking victory over Marshall. He earned the honor again on Dec. 18 after producing 14 points, a season-high six rebounds and five assists in a game-high 35 minutes in the upset of No. 9 North Carolina. He earned it a league-high third time on Jan. 22 after averaging 12.5 points and 6.0 assists per game as UK earned victories over both Mississippi State and Georgia. The Camden, New Jersey, native posted his first-career double-double in the win over Georgia, tallying 18 points and a career-high 10 assists

Associated Press Poll All-Time Leader

Not only is Kentucky the nation's all-time wins leader and the team with the best all-time winning percentage, it has been ranked in the Associated Press more than any other program.

Kentucky has been ranked in the AP poll during 967 weeks in the poll's 75-year history. North Carolina (954), Duke (890), Kansas (857) and UCLA (737) round out the top five.

The Wildcats were ranked No. 1 for the first time in the second month of the poll in Feb. 1949. UK has played a total of 252 games as the nation's top-ranked team, including 77 under current coach John Calipari.

U-Gonna Get Blocked

A staple of John Calipari-coached defenses is the ability to block shots and the 2023-24 squad resembles some of his early teams with a trademark shot-blocker.

Led by sophomore Ugonna Onyenso the Wildcats rank fourth in the country with 6.1 blocks per game. Since Onyenso returned to the lineup against North Carolina, UK is rejecting 6.8 shots per game -- that mark would rank first overall. Per KenPom.com, UK's 15.9 block percentage ranks third in the country. Onyenso's 15.1% leads the country, while Zvonimir Ivisic's 13.7 clip would rank second if either had played in the minimum required number of games.

- Onyenso tied David Robinson (Navy, 1987) with 10 blocks inside of Rupp Arena on Feb. 13 against Ole Miss. It's the most blocks for a UK player ever in the building's history.
- The 10 blocks were the most since Nerlens Noel had a program-record 12 swats at Ole Miss in 2013.
- Onyenso has charted multiple blocks in 12 games.
- He leads the team with 52 blocks, but UK is getting contributions from Tre Mitchell (25), Reed Sheppard (22), Adou Thiero (22), Aaron Bradshaw (17) and Zvonimir Ivisic (16) as well.

John Calipari Captures Win No. 400 as UK's Head Coach

Kentucky head coach John Calipari claimed his 400th win as UK's head coach on Jan. 17, 2024 in a 90-77 victory over Mississippi State. His record now stands at 408-121.

With that win, Calipari became the third-fastest active head coach to 400 wins at a single program, trailing only Bill Self (Kansas - 484 games) and Mark Few (Gonzaga - 499 games). Calipari needed just 516 games to reach the 400-win plateau, and in Division I history he

reached that milestone in the eighth-fewest games. Adolph Rupp in just 477 games was the fastest to achieve the feat.

• Among active head coaches, Calipari leads:

1. With 110 victories at the Associated Press No. 1 team
2. Six wins against AP No. 1 ranked teams
3. Most NCAA Tournament wins (57)
4. Most Sweet 16 appearances (15)
5. Most 20-win seasons (28)
6. Most 30-win seasons (10)
7. Most wins in overtime (33-19 record)

S-E-C! S-E-C! S-E-C!

Kentucky is the Southeastern Conference's gold standard. Since the SEC's inception in 1932-33, the Wildcats are the most dominant team in the league, recording a 1,057-308 mark (77.4%) in regular-season conference play. Only Alabama has won more than 800 regular-season SEC games and no other team owns a better winning percentage.

- UK has averaged 11.6 wins and only 3.4 losses per season in 90 seasons in the SEC
- Kentucky has won 49 SEC regular-season titles and 31 SEC Tournament championships
- Kentucky is 12-3 in the opening game of the SEC season under John Calipari and 14-1 in the first home league opener. UK is 70-20 all-time in SEC openers
- The Wildcats have won 16 of the last 30 SEC Tournaments (the 2020 one was not played because of the COVID-19 pandemic)
- UK has captured at least a share of six of the last 14 SEC regular-season championships under John Calipari
- Kentucky has played in the championship game of the SEC Tournament in eight of Calipari's 13 tournaments, winning six times (2020 tournament not played because of COVID)
- UK won its 1,000th game in SEC regular-season action vs. Alabama on Jan. 11, 2020. Kansas has won 1,000 conference games when combining its records in the Big 6, Big 7, Big 8 and Big 12, but no other team in the country had won 1,000 or more regular-season league games in one conference alone
- Eight teams made the 2023 NCAA Tournament field
- The SEC has had 43 NCAA Tournament selections over the last six tournaments
- The SEC went 9-8 in NCAA Tournament games in 2023. SEC teams were 87-57 (60.4%) in the NCAA tourney since 2012
- The league has advanced at least one team to the Elite Eight in 10 of the last 13 tournaments and nine different SEC teams have advanced to the Sweet Sixteen in the last six NCAA Tournaments
- As of the March 4 Associated Press Top 25, the SEC has five teams ranked in the top 25 and one more is receiving votes

UK's Record vs. AP Ranked Opponents and as an AP Ranked Opponent Under Cal

Kentucky (RK)	Opponent Rank																									RV	NR	TOTAL
	1	2	3	4	5	6	7	8	9	10	11	12	13	14	15	16	17	18	19	20	21	22	23	24	25			
1	-	0-1	0-1	1-0	2-0	2-0	-	2-0	1-0	-	0-1	-	-	-	2-0	1-0	1-0	-	1-0	3-0	1-0	-	-	-	6-2	46-3	69-8	
2	1-0	-	-	0-1	1-0	0-1	-	-	-	-	1-0	1-0	-	1-0	-	1-0	-	1-0	-	0-1	-	-	-	-	-	4-0	24-0	34-3
3	-	-	-	1-0	-	-	-	-	0-1	-	-	1-0	-	-	-	-	-	-	-	0-1	-	-	-	-	-	1-0	17-0	20-2
4	-	0-2	-	-	-	-	0-1	0-1	-	-	-	-	1-0	-	0-1	-	-	-	-	-	-	-	-	-	2-0	2-0	12-2	17-7
5	1-0	-	-	-	-	0-1	-	-	0-1	1-0	-	-	-	-	-	-	-	-	0-1	-	-	-	-	1-0	-	2-0	13-0	18-3
6	-	-	-	-	0-1	-	1-0	1-0	-	0-1	-	-	-	-	-	-	-	0-1	1-0	-	-	-	-	-	-	2-0	12-4	17-7
7	-	-	-	0-1	-	-	-	-	-	-	1-0	-	0-1	-	-	-	-	1-0	-	-	-	-	-	-	-	-	7-2	9-4
8	-	-	-	-	-	-	-	-	1-0	-	-	1-0	-	1-0	-	-	-	-	-	-	-	1-0	-	0-1	-	3-3	15-0	22-4
9	-	-	-	-	-	-	-	-	-	-	-	-	-	-	-	-	-	-	-	-	-	-	-	-	-	-	10-2	10-2
10	-	-	-	-	0-1	-	-	-	0-1	-	-	-	0-1	-	-	-	-	-	-	-	-	-	-	-	-	3-4	15-4	18-11
11	1-0	-	-	-	-	-	1-0	0-1	-	-	-	1-0	-	-	-	-	0-1	-	-	-	-	2-0	-	-	-	-	6-1	11-3
12	-	0-1	-	-	1-0	-	-	1-0	-	-	-	-	1-0	-	1-0	-	-	-	-	-	-	-	-	-	-	2-0	5-2	11-3
13	-	-	-	-	-	-	-	-	-	-	-	-	-	-	0-1	0-1	-	-	-	-	-	-	-	-	-	1-0	8-2	9-4
14	-	-	0-1	-	-	-	-	-	1-0	-	-	-	-	-	-	-	-	-	-	-	-	-	-	-	-	1-1	9-1	11-3
15	-	-	-	-	-	-	-	-	-	-	-	1-0	-	-	-	-	1-0	-	-	-	-	-	-	-	-	1-0	7-0	10-0
16	-	-	-	-	-	-	-	-	-	-	-	-	-	-	-	1-0	-	-	-	-	0-1	-	-	-	-	3-0	12-1	16-2
17	0-1	-	-	-	-	-	-	-	-	-	-	1-0	-	-	-	-	-	-	-	-	-	-	-	1-1	-	0-1	6-3	8-6
18	-	-	-	-	-	-	-	-	-	-	-	-	-	-	-	-	-	-	-	-	-	1-0	0-1	-	-	3-2	9-1	13-4
19	-	-	1-0	1-0	-	-	-	-	1-0	-	-	-	-	-	-	-	-	-	-	-	-	-	-	-	-	1-1	5-0	9-1
20	-	-	-	0-1	-	-	0-1	-	-	-	-	-	-	-	-	-	-	-	-	-	1-0	-	-	-	-	-	4-2	5-4
21	-	-	-	-	-	-	-	-	-	-	-	-	-	-	-	-	-	-	-	-	-	-	-	-	-	2-0	2-1	4-1
22	-	-	-	-	-	-	-	-	-	-	-	2-0	-	-	-	-	-	-	-	-	-	-	-	-	-	2-0	5-1	9-1
23	-	-	-	-	-	-	-	-	-	-	-	-	-	-	-	-	-	-	-	-	-	-	-	-	-	1-2	3-1	4-3
24	-	-	-	-	-	-	-	-	-	-	-	-	-	0-1	-	-	-	-	-	-	-	-	-	-	-	-	0-1	0-2
25	0-1	-	-	-	-	-	0-1	-	-	-	-	-	-	-	-	-	-	-	-	-	-	-	-	-	-	-	1-1	1-3
RV	0-1	1-0	-	-	1-0	-	2-1	-	0-1	0-1	-	1-0	1-0	-	0-1	-	-	0-1	-	-	-	-	-	-	-	-	-	-
NR	-	-	-	0-1	1-0	-	-	-	0-1	1-0	1-1	-	-	-	1-0	-	0-1	1-0	-	-	0-1	-	-	-	-	-	-	-
TOTAL	3-3	1-4	1-2	3-4	6-2	2-2	4-4	4-1	4-6	2-2	2-2	4-0	7-0	2-2	2-2	4-2	3-1	2-4	3-2	1-1	4-1	5-1	1-2	1-1	1-0	Total	355-91	
																										Total	73-51	



NOTES

Playing the New Role of Underdog

Led by 15th-year head coach John Calipari, Kentucky was picked fourth in the Southeastern Conference Preseason Poll, behind Tennessee, Texas A&M and Arkansas. Freshman Justin Edwards was named to the preseason All-SEC First Team, while senior Antonio Reeves garnered preseason All-SEC Second Team laurels by the media. The coaches voted Reeves to the first team and Edwards to the early-season second team.

- UK has won the regular-season title 49 times in the history of the program
- Kentucky has captured the SEC Tournament crown 31 times
- Calipari has directed his teams to regular-season SEC crowns in 2010, 2012, 2015, 2016, 2017 and 2020
- Kentucky has claimed the SEC Tournament title six times under his direction in 2010, 2011, 2015, 2016, 2017 and 2018

Calipari Leading the Way in SEC Play

John Calipari leads the way among all current SEC head coaches in 2023-24 in career wins, league victories and titles. He is also ascending the all-time charts in league history:

- With 408 victories as UK's head coach, he's one of only four coaches to amass 400 or more wins at an SEC program. Adolph Rupp (875), Billy Donovan (467) and Dale Brown (448) are the others
- With a win over Arkansas on March 2, 2024, Calipari moved into fourth all-time in SEC regular-season wins with 196. Rupp (397), Donovan (200) and Brown (238) rank first through third.
- Calipari is 24-7 in the SEC Tournament. His 24 victories are tied with Tubby Smith for the third-most in tournament history. Only Donovan (27) and Wimp Sanderson (25) have more
- Calipari has won six SEC Tournament titles. Only Alabama (8) has more in program history than Calipari has won in total
- From his time at UMass, Calipari ranks ninth in total wins (193) and eighth in wins in Atlantic 10 regular-season play (91). In his time at Memphis, Calipari accumulated the second-most total victories (252) and the most regular-season wins (133) in Conference USA history

Cats Give Back

As part of the University of Kentucky's commitment to the people of the Commonwealth and Big Blue Nation around the globe, the Wildcats continue to give back to those in need.

- Dating back to his time at Memphis, John Calipari has worked with local businesses to partner and help families (usually around 10-12 families) in need for the holidays. Families are identified by local leaders and are uplifted with gifts, gift cards, food for the holidays and even rent checks. UK players helped host a reception with a holiday meal and Christmas carols sung on Dec. 17 to continue Calipari's tradition
- Kentucky spent Thanksgiving serving lunch to people in need alongside the Salvation Army
- The Wildcats spent time at Philadelphia's Philabundance packing boxes of food prior to their game vs. Penn
- All ticket revenue from the Cats' annual Blue-White Game, went to Team Kentucky benefiting people in the state of Kentucky who have been impacted by devastating flooding and toradoes during the past two years.
- Kentucky's men's and women's basketball team partnered with the Mamba and Mambacita Foundation to host a youth skills academy for underprivileged local boys and girls for the second straight season

Cats Historically Don't Count on the 3 ... But are Firing Away (and making!) in 2023-24

Kentucky has never been reliant on the 3 under John Calipari, but this 2023-24 team is bucking the trend. Kentucky is averaging 32.5% of its points from distance and a whopping 36.7% of its field-goal attempts are from 3-point range. The percentage of attempts is the highest in the Calipari era, while the percentage of makes is also one of the highest.

Against Stonehill, UK drained a Calipari-era record 17 3-pointers. That mark is also the most since making 20 against LSU in 1995. The Cats didn't just make their shots, however, they did it at a 53.1% clip. The Wildcats hit 15 of 26 at Vanderbilt, good for 57.7% and made 13 of 24 (54.2%) in the upset of No. 13 Alabama.

Kentucky drained at least 12 3-pointers in four straight games from Nov. 14-24. That was the longest streak of at least 12 makes since December of 1989. UK has made at least eight in 21 games.

The highest percentage of 3-point shots taken under Calipari was the 2010-11 Final Four team that lofted 32.4% of its shots from beyond the arc. That team is also Calipari's top 3-point shooting team at Kentucky. The most attempts per game in the Calipari era was the 2016-17 squad that took 19.89 3-point shots per game. This squad is taking 23.8 attempts per game. UK is averaging 9.69 made 3-pointers this season. Only two teams in UK's storied history have averaged 10 or more made 3-pointers for the year: 1992-93 (10.0 per game) and 1989-90 (10.1 per game).

Not relying on the three certainly hasn't hurt the Wildcats. UK is 10-3 all-time under Calipari when making one or fewer from long range.

Year	% of Attempts from 3	3-Point FG%
2009-10:	.304	.363
2010-11:	.324	.397
2011-12:	.265	.378
2012-13:	.293	.346
2013-14:	.276	.332 (lowest)
2014-15:	.271 (lowest)	.349
2015-16:	.310	.366
2016-17:	.316	.353
2017-18:	.258	.357
2018-19:	.296	.354
2019-20:	.266	.343
2020-21:	.322	.336
2021-22:	.279	.347
2022-23:	.300	.347
2023-24:	.367 (highest)	.408 (highest)

Freshmen Phenoms

Kentucky's latest No. 1-ranked recruiting class has been another collection of the best talent the country has to offer -- and they've lived up to the hype in big ways.

- **Aaron Bradshaw** quickly made his presence felt. In UK's win over Penn in just his second-career game. Bradshaw registered game highs in points (17) and rebounds (11) to go along with three blocked shots and a steal. It marked just the second double-double of the season for the Wildcats. He is just the third player in the John Calipari era to come off the bench and record at least 17 points, 11 boards and three blocks in a game. Only Oscar Tshiebwé (vs. Michigan State on Dec. 9, 2023) and Willie Cauley-Stein (vs. Ole Miss on Feb. 4, 2014) had done it. Bradshaw then came up clutch in the road with at Florida with all 10 of his points scored over the final 10 minutes of action, including a go-ahead 3-pointer with just under 90 seconds to play. He logged 12 points and seven boards in the win at Vanderbilt and had 15 points on a perfect 4 of 4 from the field in the win over Arkansas at home.
- **Jordan Burks** is this team's energy guy off the bench. He's scored five or more points four times and played more than 10 minutes in seven games. Burks had the best plus-minus against Kansas at plus-19. He had a career-high 13 points and five boards in 15 minutes at Vanderbilt.
- **Rob Dillingham** has scored in double figures in 23 games and averages 14.8 points per game. Against UK's six ranked opponents this season, Dillingham is averaging 18.2 points per game and 4.0 assists. He is also connecting on 60.7% of his shots from 3-point range and averaging 2.8 made 3s per game in those contests. He has dished out five or more assists in seven games. Dillingham has six 20-plus scoring efforts and 10 games with at least three made 3-pointers. His 35 points against Tennessee were the fourth-most in a game for a freshmen in program history. Only Malik Monk (twice, 47 and 37) and De'Aaron Fox (39) scored more.
- **Justin Edwards** nearly had his first career double-double with 16 points and seven rebounds in a come-from-behind win over A&M-Commerce at home. Edwards has 11 double-figure scoring efforts, including 17 in a road win at Vanderbilt and a career-high 28 in the upset of No. 13 Alabama. Edwards became just the third player in program history and first with a 3-pointer to connect on 100% from the floor in a 10-for-10 against the Tide. He has shot 50% or better in 16 games. He's averaging 8.7 points and 3.4 boards for the season.
- **Zvonimir Ivišić** had one of the most memorable debuts in program history. Ivišić logged a block in his first defensive possession and then made four straight jumpers, including three 3-pointers over a 2:24-span to push UK's lead to 17 against Georgia in the opening half. For

Lineup Comparison

Most Frequent Lineups	Total Minutes	Points For	Points Against	+/-	+/- Per 40 Min.
Edwards, Mitchell, Reeves, Wagner, Bradshaw	68:36	144	128	+16	+9.33
Edwards, Thiero, Mitchell, Reeves, Wagner	66:07	125	131	-6	-3.63
Mitchell, Reeves, Dillingham, Sheppard, Onyenso	44:39	108	91	+17	+15.23
Mitchell, Reeves, Dillingham, Sheppard, Bradshaw	36:40	79	52	+27	+29.45
Thiero, Reeves, Dillingham, Sheppard, Onyenso	34:27	87	63	+24	+27.87
Edwards, Mitchell, Reeves, Wagner, Dillingham	33:23	81	72	+9	+10.78
Mitchell, Reeves, Wagner, Sheppard, Onyenso	32:00	80	49	+31	+38.75
Edwards, Thiero, Reeves, Wagner, Onyenso	31:24	61	73	-12	-15.29
Edwards, Mitchell, Wagner, Dillingham, Sheppard	31:03	78	32	+46	+59.26
Edwards, Thiero, Mitchell, Reeves, Sheppard	29:20	69	51	+18	+24.55



NOTES

the game, Ivišić recorded 13 points, five rebounds, three blocks, two assists and two steals. At Vanderbilt, Ivišić tallied 11 points, a team-high seven boards, a pair of assists and a blocked shot in 12 minutes and in the upset of No. 13 Alabama he tallied a career-high 18 points and contributed four block shots on the defensive end.

- **Reed Sheppard** has provided a steady presence on both ends of the floor. He scored 25 points highlighted by 7 of 8 from 3-point range in the win over Stonehill. He's averaging 12.4 points per game and connecting on 51.7% from 3-point range, while leading UK in steals (76) and assists (124). He registered his first-career double-double with 11 points and 11 assists at Louisville. It was the most assists in a game for a UK player in the series' history. Sheppard sank six clutch free-throws over the final 20 seconds to close out a road win at Florida. Playing all 45-minutes of an overtime loss to Florida, Sheppard recorded 24 points, eight rebounds, six assists and two blocks. He had 32 points, five boards, seven assists and two steals in the road win at Mississippi State. Sheppard is the only player in the country who has hit at least 55 3-pointers, dished out at least 110 assists and snatched at least 70 steals.
- **D.J. Wagner** has a 2.0 assist-to-turnover ratio and did not commit one against No. 1 Kansas in 25 minutes of action. Wagner had a breakthrough game with a 22-point, six-assist effort in the overtime win over Saint Joseph's. For the season, Wagner is logging 10.6 points per game and adding 3.3 assists per outing. He is a three-time SEC Freshman of the Week selection. Wagner scored 12 of his 14 points in the second half to help lead UK to an 11-point-come-from-behind win on the road at Florida. He logged his first double-double of the year with 18 points and 10 assists vs. Georgia.

Veteran Voices

For all that the 2023-24 class is providing this team, four veterans in Antonio Reeves, Tre Mitchell, Ugonna Onyenso and Adou Thiero have been the glue guys.

- **Tre Mitchell** is averaging 11.6 points per game and a team-high 7.3 rebounds, while also dishing 69 assists (a career-high that he achieved just 19 games into the season when he hit 62). He also has a team-high four double-doubles. Mitchell was clutch for the Cats against Saint Joseph's with a dunk that tied the game to force overtime and then opened the extra period with back-to-back threes. He scored a season-high 22 points in the win. Mitchell had 18 points and a season-high 12 rebounds in the win at Louisville and then logged another double-double with 12 points and 10 boards to help UK to its first league road win at Florida. Against Missouri, Mitchell posted 20 points and a season-high 14 rebounds for his third double-double in four contests. He had a perfect shooting night in a home win over Mississippi State (5 for 5 from the floor, 1 for 1 from 3-point range and 4 for 4 from the charity stripe).
- **Ugonna Onyenso** logged 10 minutes in the win over North Carolina in his first action of the season. He's had multiple blocks in 12 games this season. He had seven points and 10 rebounds in a then-career-high 31 minutes against Texas A&M. He was instrumental in a win at Arkansas with six points, four boards and five blocks. In the home loss to Florida, Onyenso recorded his first-career double-double with career highs in points (13), rebounds (16) and blocks (8). He is the only player in the history of the program to have a game with at least 13 points, at least 16 boards and at least eight blocks. Onyenso then blocked a Rupp Arena-tying-record 10 shots against Ole Miss and contributed eight points in the win. Only Nerlens Noel (12) has more blocks in a single game for UK than Onyenso.
- **Antonio Reeves** paces the team at 20.0 points per game and 73 made 3-pointers thus far. He's scored 20 or more points in 17 games, including becoming just the fourth UK player to ever score 30 or more in the series vs. Louisville. Reeves logged 30 points, including 22 in the first half, to earn MVP honors of the game. With the 30-point effort at Louisville, Reeves joined Oscar Tshiebwe (4), Malik Monk (4) and Jamal Murray (3) as the only players in the UK-Calipari era to have multiple games with 30 or more points.
- **Adou Thiero** is averaging 7.9 points and 5.1 rebounds per game. He registered his first-career double-double with 16 points and 13 boards against No. 1 Kansas, and then was a spark off the bench in the win over No. 9 North Carolina with a career-high four rejections. Against Gonzaga, he went for 15 points, five rebounds and a trio of blocks and at Auburn he had 14 points and eight rebounds. He's scored in double figures in four of the last seven.

Wildcats Ink Four for 2024

Kentucky men's basketball head coach John Calipari announced the signing of four stand-out student-athletes to the program's 2024 signing class on Nov. 16. Somto Cyril, Boogie Fland, Travis Perry and Jayden Quaintance each inked national letters of intent with UK during the fall signing period.

In every season but one of the Calipari era, the Wildcats have signed a top-three recruiting class according to the Recruiting Services Consensus Index, which tallies major recruiting rankings and plugs them into a formula to calculate a consensus ranking. With the additions, Kentucky has signed 74 top-50 recruits, 58 top-25 players and 34 top-10 players (according to Rivals) in what will now be Calipari's 16 recruiting classes at Kentucky.

- **Somto Cyril (Enugu, Nigeria):** Forward | 6-10, 240 pounds | No. 44 overall by Rivals, No. 55 by ESPN and No. 68 by 247Sports | Through the preseason of his senior year, Cyril is averaging 11.6 points, 11.7 rebounds and 3.6 blocks per game while shooting 70.5% from the field for Rod Wave Elite and Overtime Elite | As a junior, he logged 8.1 points, 6.4 rebounds and 3.4 blocks per game | Was named the OTE Defensive Player of the Year as a junior after leading the league in blocks per game at 3.4
- **Boogie Fland (Bronx, N.Y.):** Guard | 6-2, 170 pounds | No. 10 overall by Rivals, No. 18 by

ESPN and No. 33 by 247Sports | Averaged 18.11 points, 4.2 rebounds, 3.7 assists and 2.0 steals per game as a junior | Logged 14.4 points, 5.0 rebounds, 2.7 assists and 1.9 steals as a sophomore | Played for USA Basketball U17 National Team and helped team to a gold medal at the 2022 FIBA U17 World Cup | Naismith Boys High School Player of the Year midseason watch list selection | 2024 NIKE Hoop Summit selection | McDonald's All American Game selection

- **Travis Perry (Eddyville, Ky.):** Guard | 6-2, 170 pounds | No. 70 overall by 247Sports, No. 84 by ESPN and No. 92 by Rivals | Ranked third in the state in scoring as a junior at 31.6 points per game, while adding 6.1 rebounds | Shot 52.3% from the field, 44.9% from long range and 87.4% from the charity stripe | 2023 Gatorade Kentucky Player of the Year | A varsity player since the seventh grade, Perry is the state of Kentucky's all-time leading scorer (4,359) and 3-pointers made (463) entering his senior season | 2023 Lexington Herald Leader Kentucky Sports Person of the Year

- **Jayden Quaintance (Cleveland, Ohio):** Forward | 6-9, 230 pounds | No. 9 overall by 247Sports, No. 11 by Rivals and No. 14 by ESPN | Led North Laurel to the state Sweet 16, averaging 25.2 points, 7.6 assists, 6.8 rebounds and 4.4 steals per game as a junior | Averaged 17.3 points, 11.6 boards, 2.4 blocks, 1.4 assists and 1.4 steals per game as a junior | Reclassified from the 2025 class to the 2024 class and played up an age group during the Nike grassroots circuit this summer where he averaged 9.9 points, 6.2 boards, 1.6 blocks and 1.4 assists | Owns a 7-foot-3-plus wingspan | Won a gold medal with Team USA at the 2023 FIBA Americas U16 Championship where he averaged 6.7 points, 6.5 rebounds and 2.8 blocks per game | Naismith Boys High School Player of the Year midseason watch list selection | 2024 NIKE Hoop Summit selection | McDonald's All American Game selection

Big-Game Cal. Cats

Some notes about Cal's teams against the best of the best:

- Not only does Kentucky own a 73-51 record (58.9%) vs. Associated Press Top 25 teams under John Calipari, UK is 7-5 when both teams are ranked in the AP top five
- All-time, Calipari is 13-9 when both teams are ranked in the AP top five
- When both teams are ranked in the AP Top 25, Calipari's all-time record is 93-68, including a 62-40 mark at Kentucky
- When both are ranked in the top 10 he has a 27-23 record, including 16-16 at UK
- By defeating top-ranked Michigan State to start the 2019-20 season, UK knocked off the No. 1 team in consecutive seasons for the first time in school history. Kentucky downed Tennessee on Feb. 19, 2019
- With the win over MSU to begin 2019-20, the Wildcats have nine victories over the No. 1 team in 24 tries in program history
- Calipari is 6-5 all-time against the No. 1 ranked team

Calipari Ahead of the Pack

Through 14 seasons at Kentucky, John Calipari's time in Lexington has been every bit as successful -- and more -- as fans hoped it would when he agreed to become the head coach at Kentucky in the spring of 2009.

By just about every measure, he is the most successful coach in college basketball during the last decade-plus. Among schools who have been to at least two Final Fours since 2009-10, Calipari ranks:

- First in NCAA Tournament wins (32)
- First in Final Four appearances (four)
- First in Elite Eight appearances (seven)
- First in Sweet Sixteen appearances (eight)
- Second in league tournament titles (six)
- Third in regular-season conference titles (six)
- Third in NCAA titles (one)

Calipari to Receive John R. Wooden Award Legends of Coaching Honor

Kentucky men's basketball head coach John Calipari will receive the John R. Wooden Award Legends of Coaching honor in 2024. Calipari will be presented with the honor along with the 2024 Wooden Award winners on April 12, 2024.

The Legends of Coaching Award was adopted by the Wooden Award Steering Committee in 1999. The honorees are selected based on character, success on the court, graduation rate of student-athletes in their basketball program, coaching philosophy and identification with the goals of the John R. Wooden Award.

"To receive an honor in John Wooden's name is really special to me because he not only is the greatest coach of all-time, but because of the relationship I developed with his family over the years," Calipari said. "His daughter, Nan, and he have been so kind to me. I look forward to April and hopefully having a Player of the Year candidate there with me."

The Naismith Memorial Basketball Hall of Famer and 2012 Nell & John R. Wooden Coach of the Year Leadership Award winner Calipari has tried to lead by example and instill servant leadership as one of the pillars of his program. He continually encourages his players to lead with a kind heart and has included them in a number of causes throughout his career. Those experiences, while a player under Calipari, have paved the way for the likes of



NOTES

Devin Booker, DeMarcus Cousins and John Wall to earn the NBA's Cares Community Assist Award.

All 29 players at UK who were eligible to graduate by the end of their senior years walked away with a diploma in hand, including five players who earned their degree in just three years. Calipari's teams routinely have posted a combined team grade-point average of 3.0 or better.

Calipari has spearheaded the creation of the John McLendon Minority Leadership Initiative, a nationwide coach-driven initiative to provide minorities a jump-start to their careers through practical experiences, opportunities to build their network and instilling the values of John McLendon: integrity, education, leadership and mentorship. Participants in the initiative will be known as MLI Future Leaders.

Just last November, Calipari also was recognized for his work in putting others first when he received the Jefferson Award for Outstanding Public Service in Sports by Multiplying Good. The organization, which has honored many of the country's most significant trailblazers and changemakers for more than 50 years, is the world's most foremost and highly-celebrated organization focused on and honoring public service.

Always Efficient

According to Ken Pomeroy's calculations on kenpom.com, Kentucky teams under John Calipari have consistently ranked among the most efficient teams in the country per possession. Pomeroy's rankings as of March 3, 2024:

Season	Offense (Rank)	Defense (Rank)	Overall
2023-24	123.3 (7)	102.8 (96)	18th
2022-23	116.2 (17)	98.8 (68)	27th
2021-22	120.0 (5)	94.3 (36)	6th
2020-21	108.0 (84)	93.1 (35)	49th
2019-20	112.7 (24)	95.1 (52)	29th
2018-19	117.6 (14)	90.1 (8)	8th
2017-18	115.8 (24)	95.4 (22)	17th
2016-17	119.1 (12)	91.4 (7)	4th
2015-16	120.4 (5)	98.0 (53)	6th
2014-15	119.3 (5)	86.5 (2)	1st
2013-14	117.6 (10)	96.9 (41)	11th
2012-13	108.8 (42)	99.1 (129)	42nd
2011-12	122.9 (2)	88.2 (9)	1st
2010-11	118.1 (7)	90.4 (15)	6th
2009-10	116.1 (15)	86.2 (6)	3rd

Cats Deliver the Knockout Punch

Kentucky is 347-17 (95.3%) in the John Calipari era when leading by at least 10 points at any time in the contest. Thirteen of the 17 losses in the Calipari era are to conference opponents.

Perhaps most impressive of all is that 68.8% of games Calipari has coached in at Kentucky have produced 10-point leads at some point during the game for UK. The Wildcats have led by 10 points or more in a whopping 85.0% of Calipari's 408 career wins at Kentucky.

Hold Them to 55 Points, 40%

Defense has always been a recipe for success for the Wildcats under John Calipari. The special ingredient: 55 points. Kentucky is a perfect 90-0 under Calipari when holding the opponent to 55 points or fewer, including 1-0 this season after limiting New Mexico State to 46 points.

The Wildcats are 219-10 (95.6%) under Calipari when limiting the opponent to 63 points or less, including 5-0 this season. Kentucky also fares well when it keeps the competition to 40% or less from the floor. UK is 240-24 (90.9%) vs. opponents under Calipari when their field-goal percentage is 40% or less.

Taking Care of Business

Kentucky's 73-51 record vs. opponents ranked in the Associated Press Top 25 in John Calipari's tenure is impressive, but the Wildcats' ability to beat all comers can't be overlooked. Under Calipari, UK is 335-70 vs. unranked competition, 82.7%.

Record-Breaking Seven UK NBA All-Stars Headline All-Star Weekend

Among the world's greatest talent, it was the Kentucky Wildcats who made history at the 2024 NBA All-Star week. UK had a record-breaking seven players earn All-Star nods.

Shail Gilgeous-Alexander (second selection overall) was tabbed a starter for the Western Conference. He was joined by Anthony Davis (ninth selection), Devin Booker (fourth selection) and Karl-Anthony Towns (fourth selection). Bam Adebayo (third selection), Julius Randle (third selection) and Tyrese Maxey (first selection) were picked to the Eastern Conference squad.

Wildcat players represented nearly 30% of the 24-player rosters in this year's annual game. With seven total selections, it was the most All-Stars in one season from one college in the game's history. Duke, with two selections, was the only other program to have multiple hon-

orees in 2024.

UK's seven selections bests the previous All-Star Game record of four players from one collegiate program. UCLA had four players in the 1983 game, while Kentucky had four players in 2023 and 2018.

And the Wildcats didn't just get to the All-Star game. They performed on the greatest of stages.

Towns scored a game-high 50 points and added eight rebounds. Gilgeous-Alexander tallied 31 points, six assists and four rebounds. Booker added 15 points and Davis had six points, eight assists and eight boards for the Western Conference.

Adebayo started for the Eastern Conference and had three points, two assists and two rebounds. Maxey contributed 10 points and a trio of assists. Randle did not participate due to injury.

Kentucky has enjoyed unprecedented success at putting players in the NBA under Calipari. In the 14-plus seasons of the Calipari era, 47 players have been selected in the NBA Draft, more than any other school. Included in the recent run are 35 first-round picks, three No. 1 overall selections (Davis, Towns and John Wall) and 23 lottery selections. A staggering 26 players from Kentucky were on 2023-24 NBA opening-day rosters (including two-way and inactive lists), the most of any school.

Calipari's players are not only reaching the next level, but they are also succeeding when they do. Since 2010, nine Calipari-coached players have garnered 39 All-Star selections with the latest picks. Derrick Rose (from Memphis) was named league MVP in 2011. Nine of his players have been tabbed All-NBA (Booker, DeMarcus Cousins, De'Aaron Fox, Gilgeous-Alexander, Randle, Rose, Wall, Davis, and Towns), three have been named NBA Rookie of the Year (Rose, Tyreke Evans and Towns), Randle was tabbed the NBA's Most Improved Player in 2021, Tyler Herro won NBA Sixth Man of the Year in 2022 and 15 players from Calipari's first 12 teams at Kentucky have made the NBA All-Rookie teams.

Among all active collegiate coaches, Calipari has more total players (10) and more total All-Star selections (39) than any other coach.

UK Leads with 26 on NBA Opening-Day Rosters

Kentucky men's basketball's ability to develop and prepare players for the next step continues to manifest itself as 26 former Wildcat student-athletes appeared on NBA opening-day rosters. Kentucky led the nation for the 12th consecutive season with the most alumni on opening-day rosters.

- The total of 26 players on NBA opening-day rosters (including two-way and inactive players) that played and finished their college basketball careers at Kentucky is more than any other college program in the country. Duke, with 24, is the only other school with more than 20 players in the NBA.
- Of the 15 NBA franchises featuring a Wildcat, eight have multiple Kentucky players. New York, Sacramento and Oklahoma City each have a trio of Wildcats on their roster while the Heat, Lakers, Pacers, Bucks and Hornets each have two
- In 14 seasons under head coach John Calipari, 47 players have been selected in the NBA Draft, including 35 first-round selections and three No. 1 overall picks (Anthony Davis, Karl-Anthony Towns and John Wall)
- Calipari has a streak of 16 consecutive drafts with a first-round pick dating back to his time at Memphis
- Calipari is one of only two coaches in the history of the sport to have four players drafted No. 1 overall (Derrick Rose – 2008, Wall – 2010, Davis – 2012, Towns – 2015)
- Using figures compiled by basketball-reference.com and spotrac.com, Calipari-coached players have amassed nearly \$4 billion in career NBA contracts
- In the 14 seasons Calipari has been the head coach at Kentucky, his players have totaled nearly \$3.5 billion in NBA contracts



KENTUCKY BY THE NUMBERS

Date	Opponent	Result	Points	Rebounds	Assists	Steals	Blocks
N. 6	NEW MEXICO STATE	W, 86-46	Dillingham - 17 [^]	Mitchell - 9 [^]	Mitchell - 5	Wagner - 3 [^]	Sheppard - 2 [^]
N. 10	A&M-COMMERCE ¹	W, 81-61	Reeves - 21 [^]	Mitchell - 8 [^]	Dillingham - 4 [^]	Two with - 3 [^]	Sheppard - 2 [^]
N. 14	vs. Kansas ²	L, 89-84	Reeves - 24	Thiero - 13	Two with - 3	Sheppard - 4 [^]	Mitchell - 2 [^]
N. 17	STONEHILL ¹	W, 101-67	Sheppard - 25 [^]	Four with - 5 [^]	Two with - 7 [^]	Sheppard - 3	Two with - 2 [^]
N. 20	SAINT JOSEPH'S ¹	W, 96-88 ^{OT}	Two with - 22	Mitchell - 6	Two with - 6 [^]	Sheppard - 5 [^]	Mitchell - 4 [^]
N. 24	MARSHALL	W, 118-82	Wagner - 28 [^]	Thiero - 7	Dillingham - 8 [^]	Wagner - 3	Thiero - 2 [^]
N. 28	MIAMI ³	W, 95-73	Sheppard - 21 [^]	Thiero - 6	Dillingham - 9 [^]	Sheppard - 3 [^]	Mitchell - 2 [^]
D. 2	UNC WILMINGTON	L, 80-73	Sheppard - 25	Sheppard - 9	Sheppard - 6 [^]	Two with - 2 [^]	Four with - 1 [^]
D. 9	vs. Penn ⁴	W, 81-66	Two with - 17 [^]	Bradshaw - 11 [^]	Wagner - 7 [^]	Sheppard - 3 [^]	Bradshaw - 3
D. 16	vs. North Carolina ⁵	W, 87-83	Dillingham - 17	Three with - 6	Wagner - 5 [^]	Two with - 2	Thiero - 4 [^]
D. 21	at Louisville	W, 95-76	Reeves - 30 [^]	Mitchell - 12 [^]	Sheppard - 11 [^]	Four with - 2 [^]	Mitchell - 3 [^]
D. 29	ILLINOIS STATE	W, 96-70	Reeves - 27 [^]	Mitchell - 11	Dillingham - 7 [^]	Dillingham - 3 [^]	Onyenso - 3 [^]
J. 6	at Florida*	W, 87-85	Reeves - 19	Mitchell - 10	Wagner - 3 [^]	Two with - 2 [^]	Two with - 1
J. 9	MISSOURI *	W, 90-77	Dillingham - 23 [^]	Mitchell - 14 [^]	Sheppard - 4 [^]	Two with - 2 [^]	Mitchell - 2 [^]
J. 13	at Texas A&M*	L, 97-92 ^{OT}	Reeves - 22	Mitchell - 13 [^]	Mitchell - 6 [^]	Sheppard - 3	Onyenso - 5 [^]
J. 17	MISSISSIPPI STATE *	W, 90-77	Reeves - 27 [^]	Two with - 6	Sheppard - 6 [^]	Two with - 2 [^]	Onyenso - 4 [^]
J. 20	GEORGIA *	W, 105-96	Mitchell - 23	Four with - 5	Wagner - 10 [^]	Two with - 2 [^]	Ivišić - 3 [^]
J. 19	at South Carolina*	L, 79-62	Dillingham - 16	Bradshaw - 8	Wagner - 3	Wagner - 3 [^]	Two with - 2
J. 27	at Arkansas*	W, 63-57	Reeves - 24 [^]	Mitchell - 11	Sheppard - 5 [^]	Sheppard - 4 [^]	Onyenso - 3
J. 31	FLORIDA *	L, 94-91 ^{OT}	Sheppard - 24 [^]	Onyenso - 16 [^]	Sheppard - 6	Onyenso - 2 [^]	Onyenso - 8 [^]
F. 3	TENNESSEE *	L, 103-92	Dillingham - 35 [^]	Three with - 6	Sheppard - 6	Dillingham - 2	Onyenso - 4 [^]
F. 6	at Vanderbilt*	W, 109-77	Reeves - 24 [^]	Two with - 7 [^]	Dillingham - 9 [^]	Sheppard - 5 [^]	Three with - 1 [^]
F. 10	GONZAGA	L, 89-85	Sheppard - 21	Three with - 5	Two with - 3	Two with - 2 [^]	Two with - 3 [^]
F. 13	OLE MISS *	W, 75-63	Reeves - 15	Reeves - 7 [^]	Sheppard - 5	Sheppard - 5 [^]	Onyenso - 10 [^]
F. 17	at Auburn*	W, 70-59	Reeves - 22 [^]	Onyenso - 11 [^]	Two with - 3 [^]	Sheppard - 5 [^]	Onyenso - 2
F. 21	at LSU*	L, 75-74	Reeves - 25 [^]	Thiero - 9 [^]	Three with - 2	Sheppard - 5 [^]	Thiero - 4 [^]
F. 24	ALABAMA *	W, 117-95	Edwards - 28 [^]	Sheppard - 6	Sheppard - 6 [^]	Sheppard - 4 [^]	Ivišić - 4 [^]
F. 27	at Mississippi State*	W, 91-89	Sheppard - 32	Sheppard - 5	Sheppard - 7 [^]	Two with - 2	Ivišić - 3 [^]
M. 2	ARKANSAS *	W, 111-102	Reeves - 22	Ivišić - 9 [^]	Two with - 5 [^]	Edwards - 3	Ivišić - 2 [^]
M. 6	VANDERBILT *						
M. 9	at Tennessee*						

All home games in **BOLD CAPS**
 *SEC game, ^game high
 1 - Wildcat Challenge (Rupp Arena | Lexington, Ky.)
 2 - Champions Classic (United Center | Chicago)
 3 - ACC/SEC Challenge (Rupp Arena | Lexington, Ky.)
 4 - CBS Sports Classic (State Farm Arena | Atlanta)

Times Led

Reeves - 13
 Dillingham - 6
 Sheppard - 6
 Mitchell - 2
 Wagner - 2
 Bradshaw - 1
 Edwards - 1

Times Led

Mitchell - 10
 Thiero - 7
 Bradshaw - 5
 Onyenso - 5
 Sheppard - 5
 Edwards - 3
 Ivišić - 3
 Reeves - 3
 Wagner - 2

Times Led

Sheppard - 15
 Dillingham - 11
 Wagner - 7
 Mitchell - 3
 Thiero - 1

Times Led

Sheppard - 21
 Edwards - 4
 Bradshaw - 3
 Dillingham - 3
 Mitchell - 3
 Wagner - 3
 Ivišić - 1
 Onyenso - 1
 Reeves - 1
 Thiero - 1

Times Led

Onyenso - 9
 Mitchell - 7
 Ivišić - 5
 Thiero - 5
 Sheppard - 4
 Bradshaw - 3
 Reeves - 2
 Edwards - 1
 Wagner - 1

Comparing the Calipari Era

A look at the statistics throughout the John Calipari era through 29 games ...

Year	FG%	Opp. FG%	3-Pt. FG%	FT%	RPG	Assists	TOs.	Blocks	Steals	Points	PPG	Record
2023-24	.498	.429	.408	.769	37.3	502	301	178	233	2,597	89.6	21-8
2022-23	.462	.431	.368	.703	38.4	460	334	111	188	2,175	75.0	20-9
2021-22	.485	.407	.355	.730	40.8	471	342	121	202	2,329	80.3	23-6
2020-21	.417	.413	.335	.729	38.0	314	349	148	157	1,761	70.4	9-16 [^]
2019-20	.461	.387	.331	.795	37.2	397	364	149	152	2,163	74.6	24-5
2018-19	.476	.403	.358	.741	38.8	402	377	145	179	2,235	77.1	24-5
2017-18	.467	.409	.343	.696	39.1	388	393	147	164	2,221	76.6	20-9
2016-17	.481	.426	.356	.698	40.8	472	354	159	179	2,546	87.8	24-5
2015-16	.472	.393	.351	.673	39.0	404	327	166	168	2,267	78.2	21-8
2014-15	.471	.344	.343	.710	38.6	443	320	203	197	2,175	75.0	29-0
2013-14	.455	.397	.322	.685	41.8	336	358	183	138	2,246	77.4	21-8
2012-13	.485	.389	.361	.647	38.3	410	389	205	171	2,168	74.8	20-9
2011-12	.488	.365	.376	.724	39.2	389	340	263	188	2,256	77.8	28-1
2010-11	.463	.392	.399	.717	38.3	369	318	189	163	2,241	77.3	21-8
2009-10	.476	.381	.347	.679	42.4	434	432	207	209	2,318	79.9	27-2

[^]season concluded at 25 games



MISCELLANEOUS STATS

Game Leaders

No.	Name	Points	Rebounds	Blocks	Assists	Steals	10+ Pts	20+ Pts	10+ Rebs	3+ Assts	3+ Blks	3+ Stls	3+ 3s	Double-Double
0	Rob Dillingham	6 (6)	0 (0)	0 (0)	11 (11)	3 (3)	23 (23)	6 (6)	0 (0)	19 (19)	0 (0)	1 (1)	9 (9)	0 (0)
1	Justin Edwards	1 (1)	3 (3)	1 (1)	0 (0)	4 (4)	11 (11)	1 (1)	0 (0)	1 (1)	0 (0)	0 (0)	4 (4)	0 (0)
2	Aaron Bradshaw	1 (1)	5 (5)	3 (3)	0 (0)	3 (3)	7 (7)	0 (0)	1 (1)	0 (0)	1 (1)	0 (0)	0 (0)	1 (1)
3	Adou Thiero	0 (0)	7 (7)	5 (8)	1 (1)	1 (5)	5 (5)	0 (0)	1 (1)	3 (3)	3 (3)	1 (1)	0 (0)	1 (1)
4	Tre Mitchell*	2 (36)	10 (48)	7 (53)	3 (16)	3 (25)	13 (84)	3 (22)	6 (17)	14 (37)	2 (8)	1 (6)	2 (11)	4 (15)
12	Antonio Reeves*	13 (60)	3 (9)	2 (9)	0 (8)	1 (23)	28 (114)	17 (48)	0 (1)	7 (25)	0 (1)	0 (5)	13 (49)	0 (1)
13	Grant Darbyshire	0 (0)	0 (0)	0 (0)	0 (0)	0 (0)	0 (0)	0 (0)	0 (0)	0 (0)	0 (0)	0 (0)	0 (0)	0 (0)
14	Brennan Canada	0 (0)	0 (0)	0 (1)	0 (0)	0 (0)	0 (0)	0 (0)	0 (0)	0 (0)	0 (0)	0 (0)	0 (0)	0 (0)
15	Reed Sheppard	6 (6)	5 (5)	4 (4)	15 (15)	21 (21)	19 (19)	6 (6)	0 (0)	22 (22)	0 (0)	13 (13)	10 (10)	1 (1)
20	Joey Hart	0 (0)	0 (0)	0 (0)	0 (0)	0 (0)	0 (0)	0 (0)	0 (0)	0 (0)	0 (0)	0 (0)	0 (0)	0 (0)
21	D.J. Wagner	2 (2)	2 (2)	1 (1)	7 (7)	3 (3)	12 (12)	2 (2)	0 (0)	17 (17)	0 (0)	3 (3)	1 (1)	1 (1)
22	Walker Horn	0 (0)	0 (0)	0 (0)	0 (0)	0 (0)	0 (0)	0 (0)	0 (0)	0 (0)	0 (0)	0 (0)	0 (0)	0 (0)
23	Jordan Burks	0 (0)	0 (0)	0 (0)	0 (0)	0 (0)	1 (1)	0 (0)	0 (0)	0 (0)	0 (0)	0 (0)	0 (0)	0 (0)
25	Kareem Watkins	0 (0)	0 (0)	0 (0)	0 (0)	0 (0)	0 (0)	0 (0)	0 (0)	0 (0)	0 (0)	0 (0)	0 (0)	0 (0)
33	Ugonna Onyenso	0 (0)	5 (6)	9 (13)	0 (0)	1 (1)	1 (1)	0 (0)	3 (4)	0 (0)	9 (13)	0 (0)	0 (0)	1 (1)
44	Zvonimir Ivišić	0 (0)	3 (3)	6 (6)	0 (0)	1 (1)	4 (4)	0 (0)	0 (0)	0 (0)	3 (3)	0 (0)	1 (1)	0 (0)

Career total in (parentheses); *includes pre-UK career

Games With ...

Starting Lineups

Guard	Guard	G/F	Forward	Forward	Games	W-L
Wagner	Reeves	Edwards	Mitchell	Bradshaw	9	7-2
Wagner	Reeves	Edwards	Thiero	Mitchell	7	6-1
Wagner	Reeves	Edwards	Thiero	Onyenso	5	4-1
Sheppard	Reeves	Edwards	Thiero	Onyenso	2	1-1
Wagner	Reeves	Edwards	Mitchell	Onyenso	1	1-0
Wagner	Reeves	Dillingham	Edwards	Mitchell	1	1-0
Wagner	Reeves	Thiero	Mitchell	Bradshaw	1	1-0
Sheppard	Reeves	Edwards	Thiero	Mitchell	1	0-1
Sheppard	Reeves	Thiero	Mitchell	Onyenso	1	0-1
Sheppard	Reeves	Edwards	Mitchell	Onyenso	1	0-1

Kentucky's Record When ...

KENTUCKY RECORD	ALL	SEC	KENTUCKY RECORD	ALL	SEC
Leading at halftime:	18-3	8-2	On CBS:	3-1	2-0
Tied at the half:	0-0	0-0	On ABC:	0-0	0-0
Trailing at halftime:	3-5	3-3	On ESPN/ESPN2/ESPNU:	10-5	7-4
Shoot 50% or better:	14-0	8-0	On SEC Network:	6-2	2-1
Shoot less than 50%:	7-8	3-5	On ESPN+/SEC Network+:	2-0	0-0
Shoot higher % than opp.:	20-3	11-3	vs. SEC at home:	6-2	6-2
Shoot lower % than opp.:	1-5	0-2	vs. SEC on road:	5-3	5-3
Opp. shoot worse than 40%:	7-0	4-0	Games vs. AP ranked opp.:	4-2	2-1
Opp. shoot 40% or higher:	14-8	7-5	Games following a loss:	7-1	5-1
Score less than 60 points:	0-0	0-0	Games following a win:	13-7	6-4
Score 60-69 points:	1-1	1-1	More points in the paint:	15-2	5-1
Score 70-79 points:	2-2	2-1	Fewer or same points in the paint:	6-6	6-4
Score 80-89 points:	5-2	1-0	More bench points than opp.:	16-6	8-4
Score 90-99 points:	7-3	3-3	Fewer or same bench pts.:	5-2	3-1
Score 100+ points:	6-0	4-0	More second-chance points:	10-3	5-2
Opp. score less than 60 pts.:	3-0	2-0	Fewer or same second-chance pts.:	11-5	6-3
Opp. score 60-69 pts.:	4-0	1-0	More points off TOs:	19-3	9-2
Opp. score 70-79 pts.:	6-2	3-2	Fewer or same points off TOs:	2-5	2-3
Opp. score 80-89 points:	5-3	2-0	On Monday:	2-0	0-0
Opp. score 90-99 points:	2-2	2-2	On Tuesday:	4-2	3-1
Opp. score 100+ points:	1-1	1-1	On Wednesday	1-1	1-1
Outrebounded opponent:	12-0	6-0	On Thursday:	1-0	0-0
Outrebounded by opponent:	8-8	4-5	On Friday:	4-0	0-0
Equal number of rebounds:	1-0	1-0	On Saturday:	8-4	6-2
Fewer turnovers than opp.:	12-4	4-2	On Sunday:	0-0	0-0
Same turnovers as opp.:	3-1	1-1	In November	6-1	0-0
More turnovers than opp.:	7-3	7-2	In December	4-1	0-0
Make 8 or more 3-pointers:	16-5	6-4	In January	5-3	5-3
Make 7 or fewer 3-pointers:	5-3	5-1	In February	5-3	5-2
Games decided by 5 or fewer:	3-5	2-3	In March	1-0	1-0
Overtime games:	1-2	0-2	In April	0-0	0-0

Streaks

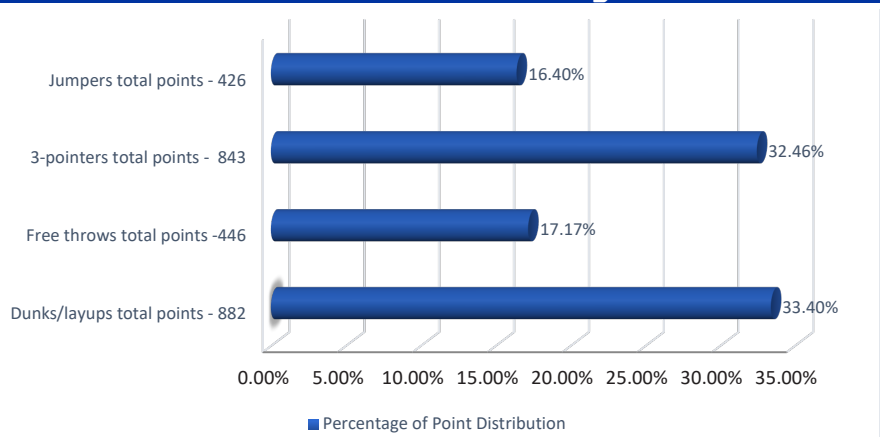
Overall	Won 3
Unranked AP teams anywhere	Won 2
Ranked AP teams anywhere	Won 2
Home	Won 3
Home AP ranked teams	Won 1
Home AP unranked teams	Won 2
Home SEC	Won 3
Home nonconference	Lost 1
Home AP ranked SEC	Won 1
Home AP unranked SEC	Won 2
Home AP ranked nonconference	Won 1
Home AP unranked nonconference	Lost 1
Road	Won 1
Road AP ranked teams	Won 2
Road AP unranked teams	Won 1
Road SEC	Won 1
Road nonconference	Won 1
Road AP ranked SEC	Won 2
Road AP unranked SEC	Won 1
Road AP ranked nonconference	Lost 1
Road AP unranked nonconference	Won 1
Neutral	Won 2
Neutral AP ranked teams	Won 1
Neutral AP unranked teams	Won 2
Neutral SEC Tournament	Lost 2
Neutral nonconference	Won 2
Neutral AP ranked SEC Tournament	Lost 3
Neutral AP unranked SEC Tournament	Lost 1
Neutral AP ranked nonconference	Won 1
Neutral AP unranked nonconference	Won 3

Miscellaneous

Charges Drawn	Tre Mitchell - 2
Zvonimir Ivišić - 1	
First Sub	Rob Dillingham - 25
Reed Sheppard - 21	
Jordan Burks - 4	
Ugonna Onyenso - 4	
Aaron Bradshaw - 3	
Zvonimir Ivišić - 1	
Tre Mitchell - 1	
Adou Thiero - 1	
5-Second Violations	
10-Second Violations	Kentucky forced - 1
Shot-Clock Violations	Kentucky forced - 10
Opponent forced - 6	
Tipoffs (including OT)	Kentucky - 16
Opponent - 16	
3-Point Plays	Antonio Reeves - 10
Reed Sheppard - 9	
Tre Mitchell - 8	
Adou Thiero - 6	
Rob Dillingham - 5	
D.J. Wagner - 4	
Zvonimir Ivišić - 2	
Aaron Bradshaw - 1	
Jordan Burks - 1	
Justin Edwards - 1	
Ugonna Onyenso - 1	
4-Point Plays	Rob Dillingham - 1
Justin Edwards - 1	

Active Consecutive Made Kentucky Starts (Games Played)	Antonio Reeves - 33
Ugonna Onyenso - 10	
Justin Edwards - 9	
D.J. Wagner - 6	
Adou Thiero - 5	
Active Consecutive Made Kentucky Free Throws	Reed Sheppard - 14
Rob Dillingham - 11	
Jordan Burks - 3	
Tre Mitchell - 3	
Antonio Reeves - 3	
Adou Thiero - 1	
D.J. Wagner - 1	
Active Consecutive Games Played with a 3-Pointer	Antonio Reeves - 15
Reed Sheppard - 3	
D.J. Wagner - 2	
Aaron Bradshaw - 1	
Justin Edwards - 1	

How the Cats are Scoring



Dunk Tracker

Player	Dunks in 2023-24	Dunks in Career
Tre Mitchell	4	38
Antonio Reeves	8	26
Adou Thiero	20	22
Aaron Bradshaw	18	18
Justin Edwards	18	18
Ugonna Onyenso	13	17
Zvonimir Ivišić	10	10
Jordan Burks	7	7
Reed Sheppard	5	5
Rob Dillingham	4	4
D.J. Wagner	1	1

Fast Facts

Shooting Percentage	.498
Avg. Assists Per Game	17.3
Points Off Turnovers	15.9
Second-Chance Points	12.2
Points in the Paint	37.7
Fast Break Points	15.8
Bench Points	31.2
Points Per Possession	1.194
Avg. Time of Possession	15.6

First Points of the Game

Player	Dunk/Layup	Jumper	3PT	FT
Aaron Bradshaw		1		
Rob Dillingham				1
Justin Edwards	3	2		1
Tre Mitchell	2		3	
Ugonna Onyenso	1	1		
Antonio Reeves	1	3		
Reed Sheppard				1
Adou Thiero	2			2
D.J. Wagner	1	1	2	1



THE LAST TIME UK ...

INDIVIDUALS

SCORING

Scored 25 points: Reed Sheppard (32) at Mississippi State, 2/27/24

Scored 30 points: Reed Sheppard (32) at Mississippi State, 2/27/24

Scored 35 Points: Rob Dillingham (35) vs. TENNESSEE, 2/3/24

Scored 40 points: Malik Monk (47) vs. North Carolina, 12/17/16

Scored 45 points: Malik Monk (47) vs. North Carolina, 12/17/16

Scored 50 points: Jodie Meeks (54) at Tennessee, 1/13/09

Scored 55 points: Never

Two players had 20 points: Reed Sheppard (32), Antonio Reeves (21) at Mississippi State, 2/27/24

Three players had 20 points: Tre Mitchell (22), D.J. Wagner (22) and Antonio Reeves (20) vs. SAINT JOSEPH'S, 11/20/23

Two players had 30 points: Patrick Patterson (33) and Jodie Meeks (32) vs. TENNESSEE STATE, 12/22/08

Scored 20 points in two straight games: Antonio Reeves (5), 2/17/24-3/2/24

Scored 20 points in three straight games: Antonio Reeves (5), 2/17/24-3/2/24

Scored 20 points in four straight games: Antonio Reeves (5), 2/17/24-3/2/24

Scored 20 points in five straight games: Antonio Reeves (5), 2/17/24-3/2/24

Scored 20 points in six straight games: Jamal Murray (12), 2/2/16 - 3/12/16

Scored 20 points in seven straight games: Jamal Murray (12), 2/2/16 - 3/12/16

Scored 20 points in eight straight games: Jamal Murray (12), 2/2/16 - 3/12/16

Scored 20 points in nine straight games: Jamal Murray (12), 2/2/16 - 3/12/16

Scored 20 points in 10 straight games: Jamal Murray (12), 2/2/16 - 3/12/16

Scored 20 points in 11 straight games: Jamal Murray (12), 2/2/16 - 3/12/16

Scored 20 points in 12 straight games: Jamal Murray (12), 2/2/16 - 3/12/16

Scored 20 points in 15 straight games: Dan Issel (18), 12/1/69 - 2/7/70

Scored 25 points in two straight games: Antonio Reeves (2) 12/23/23 - 12/29/23

Scored 25 points in three straight games: Tayshaun Prince (3), 3/11/01-3/17/01

Scored 30 points in two straight games: Jodie Meeks vs. Appalachian State (46), 12/20/08; vs. TENNESSEE STATE (32), 12/22/08

Scored 30 points in three straight games: Dan Issel (6) 2/14/70 - 3/2/70

Scored in double figures in 10 straight games: Antonio Reeves (19), 12/21/23-3/2/24

Scored in double figures in 15 straight games: Antonio Reeves (19), 12/21/23-3/2/24

Scored in double figures in 20 straight games: Immanuel Quickley (20), 12/28/19-3/7/20

Scored in double figures in 25 straight games: Malik Monk (30), 11/11/16-2/28/17

Scored in double figures in 30 straight games: Malik Monk (30), 11/11/16-2/28/17

Scored in double figures in 33 straight games: Jamal Murray (34), 11/17/15 - 3/19/16

Scored in double figures in 34 straight games: Jamal Murray (34), 11/17/15 - 3/19/16

Scored in double figures in 35 straight games: Kenny Walker (36), 11/14/85 - 3/22/86

Five players scored in double figures: Antonio Reeves (22), D.J. Wagner (19), Aaron Bradshaw (15), Rob Dillingham (15), Zvonimir Ivisic (12), Justin Edwards (10), Reed Sheppard (10), ARKANSAS, 3/2/24

Six players scored in double figures: Antonio Reeves (22), D.J. Wagner (19), Aaron Bradshaw (15), Rob Dillingham (15), Zvonimir Ivisic (12), Justin Edwards (10), Reed Sheppard (10), ARKANSAS, 3/2/24

Seven players scored in double figures: Antonio Reeves (22), D.J. Wagner (19), Aaron Bradshaw (15), Rob Dillingham (15), Zvonimir Ivisic (12), Justin Edwards (10), Reed Sheppard (10), ARKANSAS, 3/2/24

Four players with 15 or more points: Antonio Reeves (22), D.J. Wagner (19), Rob Dillingham (15), Aaron Bradshaw (15), ARKANSAS, 3/2/24

DOUBLE-DOUBLES

Double-double: Ugonna Onyenso (13 points, 16 rebounds) vs. FLORIDA, 1/31/24

Triple-double: Isaiah Briscoe (19 points, 10 rebounds, 11 assists) at Ole Miss, 12/29/16

20-10 (rebs) game: Tre Mitchell (20 points, 14 rebounds) vs. MISSOURI, 1/9/24

20-10 (assts) game: De'Aaron Fox (24 points, 10 assists) vs. North Carolina, 12/17/16

20-15 game: Oscar Tshiebwe (25 points, 18 rebounds) vs. Kansas State, 3/19/23

20-20 game: Oscar Tshiebwe (21 points, 20 rebounds), vs. VANDERBILT, 3/1/23

30-10 game: Oscar Tshiebwe (37 points, 24 rebounds) vs. GEORGIA, 1/17/23

30-15 game: Oscar Tshiebwe (37 points, 24 rebounds) vs. GEORGIA, 1/17/23

30-20 game: Oscar Tshiebwe (37 points, 24 rebounds) vs. GEORGIA, 1/17/23

40-30 game: Bill Spivey (40 points, 34 rebounds) vs. XAVIER, 2/13/51

Back-to-back 20-10 games: Oscar Tshiebwe (22 p, 17 r) vs. AUBURN, 2/25/23; (21 p, 20 r) vs. VANDERBILT, 1/3/23

Three straight 20-10 games: Julius Randle (23 p, 16 r) vs. UNC ASHEVILLE, 11/8/13; (22 p, 14 r) vs. NORTHERN KENTUCKY, 11/10/13; (27 p, 13 r) vs. Michigan State, 11/12/13

Double-double in points and rebs.: Ugonna Onyenso (13 points, 16 rebounds) vs. FLORIDA, 1/31/24

Double-double in points and assists: D.J. Wagner (18 points, 10 assists) vs. GEORGIA, 1/20/24

Double-double in points and blocks: Never

Double-double in points and steals: Never

Double-double in two consecutive games: Tre Mitchell (2) 1/6/24-1/9/24

Double-double in three consecutive games: Oscar Tshiebwe (4) 2/25/23-3/10/23

Double-double in four consecutive games: Oscar Tshiebwe (4) 2/25/23-3/10/23

Double-double in five consecutive games: Oscar Tshiebwe (17) 1/19/22-11/15/22

Double-double in 10 consecutive games: Oscar Tshiebwe (17) 1/19/22-11/15/22

Double-double in 15 consecutive games: Oscar Tshiebwe (17) 1/19/22-11/15/22

Two players record double-doubles: Tre Mitchell (18 points, 12 rebounds), Reed Sheppard (11 points, 11 assists) at Louisville, 12/21/23

Three players record double-doubles: PJ Washington (20 points, 13 rebounds), Reid Travis (18 points, 12 rebounds), Keldon Johnson (15 points, 10 rebounds) vs. KANSAS, 1/26/19

Four players record double-doubles: Jack Givens (30 pts, 13 rebs), Kyle Macy (16 pts, 10 assts), Mike Phillips (22 pts, 18 rebs), Rick Robey (23 pts, 13 rebs) vs. SMU 11/26/77

Five players record double-doubles: Never

FIELD GOALS

Made 12 FG in a game: Rob Dillingham (14) vs. TENNESSEE, 2/3/24

Made 15 FG in a game: Malik Monk (18) vs. North Carolina, 12/17/16

Made 16 FG in a game: Malik Monk (18) vs. North Carolina, 12/17/16

Made 17 FG in a game: Malik Monk (18) vs. North Carolina, 12/17/16

Made 18 FG in a game: Malik Monk (18) vs. North Carolina, 12/17/16

Made 19 FG in a game: Dan Issel (19) at Alabama, 2/23/70

Made 20 FG in a game: Dan Issel (23) at Ole Miss, 2/7/70

Made 21 FG in a game: Dan Issel (23) at Ole Miss, 2/7/70

Made 22 FG in a game: Dan Issel (23) at Ole Miss, 2/7/70

Made 23 FG in a game: Dan Issel (23) at Ole Miss, 2/7/70

Made 24 FG in a game: Never

Attempted 17 FG in a game: Antonio Reeves (20) at Auburn, 2/17/24

Attempted 18 FG in a game: Antonio Reeves (20) at Auburn, 2/17/24

Attempted 19 FG in a game: Antonio Reeves (20) at Auburn, 2/17/24

Attempted 20 FG in a game: Antonio Reeves (20) at Auburn, 2/17/24

Attempted 25 FG in a game: Antonio Reeves (25) vs. Kansas, 11/14/23

Attempted 30 FG in a game: Kevin Grevey (30) vs. UCLA, 3/31/75

Attempted 40 FG in a game: Bill Spivey (41) XAVIER, 2/13/51

3-POINTERS

Made 5 3-pointers in a game: Antonio Reeves (6) at Vanderbilt, 2/6/24

Made 6 3-pointers in a game: Antonio Reeves (6) at Vanderbilt, 2/6/24

Made 7 3-pointers in a game: Reed Sheppard (7) STONEHILL, 11/17/23

Made 8 3-pointers in a game: Immanuel Quickley (8) at Texas A&M, 2/25/20

Made 9 3-pointers in a game: Jodie Meeks (10) at Tennessee, 1/13/09

Made 10 3-pointers in a game: Jodie Meeks (10) at Tennessee, 1/13/09

Made 11 3-pointers in a game: Never

Two players made at least 5 3-pointers in a game: Davion Mintz (6), Brandon Boston Jr. (6) vs. SOUTH CAROLINA, 3/6/21

Two players made at least 6 3-pointers in a game: Davion Mintz (6), Brandon Boston Jr. (6) vs. SOUTH CAROLINA, 3/6/21

Two players made at least 7 3-pointers in a game: Never

Attempted 10 3-pointers in a game: Antonio Reeves (10), Rob Dillingham (10) at Texas A&M, 1/13/24

Attempted 15 3-pointers in a game: Antonio Reeves (17) vs. Kansas, 11/14/23

Attempted 16 3-pointers in a game: Antonio Reeves (17) vs. Kansas, 11/14/23

Attempted 17 3-pointers in a game: Antonio Reeves (17) vs. Kansas, 11/14/23

Attempted 18 3-pointers in a game: Derrick Miller (19) at Kansas 12/9/89

Attempted 19 3-pointers in a game: Derrick Miller (19) at Kansas 12/9/89

Attempted 20 3-pointers in a game: Never

Made a 3-pointer in 10 straight games: Antonio Reeves (15), 1/13/24-3/2/24; Rob Dillingham (10), 1/23/24-2/27/24

Made a 3-pointer in 15 straight games: Antonio Reeves (15), 1/13/24-3/2/24

Made a 3-pointer in 20 straight games: Antonio Reeves (24), 2/7/23-1/6/24

Made a 3-pointer in 30 straight games: Jamal Murray (36), 11/13/15-3/19/16

Made two 3-pointers in 10 straight games: Jamal Murray (17), 1/23/16-3/17/16

Made three 3-pointers in 10 straight games: Gerald Fitch (20), 1/14/03-3/23/03

Made three 3-pointers in 15 straight games: Gerald Fitch (20), 1/14/03-3/23/03

Made three 3-pointers in 20 straight games: Gerald Fitch (20), 1/14/03-3/23/03

Made three 3-pointers in 25 straight games: Keith Bogans (29), 3/14/02-2/26/03

FREE THROWS

Made 8 FT in a game: Antonio Reeves (8), vs. ALABAMA, 1/24/24

Made 9 FT in a game: Antonio Reeves (9), vs. MISSISSIPPI STATE, 1/17/24

Made 10 FT in a game: Antonio Reeves (11) at Arkansas, 3/4/23

Made 11 FT in a game: Antonio Reeves (11) at Arkansas, 3/4/23

Made 12 FT in a game: Oscar Tshiebwe (13) vs. GEORGIA, 1/17/23

Made 13 FT in a game: Oscar Tshiebwe (13) vs. GEORGIA, 1/17/23

Made 14 FT in a game: Olivier Sarr (14) vs. VANDERBILT, 1/5/21

Made 15 FT in a game: Rodrick Rhodes (16) vs. Ole Miss, 1/18/95

Made 16 FT in a game: Rodrick Rhodes (16) vs. Ole Miss, 1/18/95

Made 17 FT in a game: Dwight Anderson (18) vs. MISSISSIPPI STATE, 2/12/79

Made 18 FT in a game: Dwight Anderson (18) vs. MISSISSIPPI STATE, 2/12/79

Made 19 FT in a game: Never

Attempted 10 FT in a game: Rob Dillingham (10) vs. MISSOURI, 1/9/24

Attempted 15 FT in a game: Oscar Tshiebwe (15) vs. VANDERBILT, 3/1/23

Attempted 20 FT in a game: PJ Washington (20) vs. Kansas State, 3/22/18

Attempted 25 FT in a game: Never

Made 20 Straight FT: Antonio Reeves (23), 1/14/23-2/7/23

Made 30 Straight FT: Tyler Herro (38), 2/16/19-3/29/19

REBOUNDS

15 Rebs: Ugonna Onyenso (16) vs. FLORIDA, 1/31/24

20 Rebs: Oscar Tshiebwe (25) vs. Providence, 3/17/23

25 Rebs: Oscar Tshiebwe (25) vs. Providence, 3/17/23

26 Rebs: Oscar Tshiebwe (28) vs. WESTERN KENTUCKY, 12/22/21

27 Rebs: Oscar Tshiebwe (28) vs. WESTERN KENTUCKY, 12/22/21

28 Rebs: Oscar Tshiebwe (28) vs. WESTERN KENTUCKY, 12/22/21

30 Rebs: Cotton Nash (30) vs. OLE MISS, 2/8/64

34 Rebs: Bob Burrow (34) vs. TEMPLE, 12/10/55

35 Rebs: Never

20+ Rebs in two consecutive games: Oscar Tshiebwe (2), 12/22/21-12/29/21

10+ Rebs in three consecutive games: Tre Mitchell (5), 12/21/23-1/13/24

10+ Rebs in four consecutive games: Tre Mitchell (5), 12/21/23-1/13/24



THE LAST TIME UK ...

10+ Rebs in five consecutive games: Tre Mitchell (5), 12/21/23-1/13/24
10+ rebs in 10 consecutive games: Oscar Tshiebwe (22), 1/4/22-11/15/22
10+ rebs in 15 consecutive games: Oscar Tshiebwe (22), 1/4/22-11/15/22
10+ rebs in 20 consecutive games: Oscar Tshiebwe (22), 1/4/22-11/15/22
10+ rebs in 25 consecutive games: Never
Two players had 10 rebounds: Tre Mitchell (13), Ugonna Onyenso (10) at Texas A&M, 1/13/24
Three players had 10 rebounds: Oscar Tshiebwe (15), Jacob Toppin (10), Ugonna Onyenso (10) vs. NORTH FLORIDA, 11/23/22

ASSISTS

6 assists: Reed Sheppard (7) at Mississippi State, 2/27/24
7 assists: Reed Sheppard (7) at Mississippi State, 2/27/24
8 assists: Rob Dillingham (9) at Vanderbilt, 2/6/24
9 assists: Rob Dillingham (9) at Vanderbilt, 2/6/24
10 assists: D.J. Wagner (10) vs. GEORGIA, 1/20/24
11 assists: Reed Sheppard (11) at Louisville, 12/21/23
12 assists: TyTy Washington Jr. (17) vs. GEORGIA, 1/8/22
13 assists: TyTy Washington Jr. (17) vs. GEORGIA, 1/8/22
14 assists: TyTy Washington Jr. (17) vs. GEORGIA, 1/8/22
15 assists: TyTy Washington Jr. (17) vs. GEORGIA, 1/8/22
16 assists: TyTy Washington Jr. (17) vs. GEORGIA, 1/8/22
17 assists: TyTy Washington Jr. (17) vs. GEORGIA, 1/8/22
18 assists: Never
5+ assists in four consecutive games: Rob Dillingham (4), 11/17/23-11/28/23
8+ assists in two consecutive games: Rob Dillingham (2), 11/24/23-11/28/23

BLOCKS

4 blocks: Zvonimir Ivisic (4) vs. ALABAMA, 2/24/24
5 blocks: Ugonna Onyenso (10) vs. OLE MISS, 2/13/24
6 blocks: Ugonna Onyenso (10) vs. OLE MISS, 2/13/24
7 blocks: Ugonna Onyenso (10) vs. OLE MISS, 2/13/24
8 blocks: Ugonna Onyenso (10) vs. OLE MISS, 2/13/24
9 blocks: Ugonna Onyenso (10) vs. OLE MISS, 2/13/24
10 blocks: Ugonna Onyenso (10) vs. OLE MISS, 2/13/24
11 blocks: Nerlens Noel (12) at Ole Miss, 1/29/13
12 blocks: Nerlens Noel (12) at Ole Miss, 1/29/13
13 blocks: Never

STEALS

4 steals: Reed Sheppard (4) vs. ALABAMA, 2/24/24
5 steals: Reed Sheppard (5) at LSU, 2/21/24
6 steals: Cason Wallace (8) vs. Michigan State, 11/15/22
7 steals: Cason Wallace (8) vs. Michigan State, 11/15/22
8 steals: Cason Wallace (8) vs. Michigan State, 11/15/22
9 steals: Never
3+ steals in five consecutive games: Ashton Hagans (7), 12/22/18 - 1/19/19
3+ steals in 10 consecutive games: Never
5+ steals in 3 consecutive games: Reed Sheppard (3), 2/13/24-2/21/24

MINUTES

Played every minute: Reed Sheppard (45) vs. FLORIDA, 1/31/24

Played 40+ minutes: Reed Sheppard (45) vs. FLORIDA, 1/31/24

Played more than 50 minutes: Patrick Patterson (50) vs. VANDERBILT, 1/12/08

FOULS

Fouled out: Adou Thiero vs. ALABAMA, 2/24/24

Two players fouled out: Reed Sheppard, Rob Dillingham vs. TENNESSEE, 2/3/24

Three players fouled out: Terrence Clarke, Isaiah Jackson, Olivier Sarr, Lance Ware vs. North Carolina, 12/19/20

Four players fouled out: Terrence Clarke, Isaiah Jackson, Olivier Sarr, Lance Ware vs. North Carolina, 12/19/20

Technical foul: Aaron Bradshaw and Rob Dillingham vs. ARKANSAS, 3/2/24

TEAM

WINS/LOSSES

Won 10 straight games: 10, 1/8/19-2/9/19
Won 20 straight games: 38, 11/14/14-3/28/15
Won 30 straight games: 38, 11/14/14-3/28/15
Won 40 straight games: Never
Lost consecutive games: 2, 1/31/24-2/3/24
Lost three straight games: 4, 1/26/21-2/9/21
Lost four straight games: 4, 1/26/21-2/9/21
Lost five straight games: 6, 11/29/20-12/26/20
Lost six straight games: 6, 11/29/20-12/26/20
Lost 10 straight games: Never

STARTS

Started four freshmen: Devin Askew, Brandon Boston Jr., Terrence Clarke, Isaiah Jackson vs. Georgia Tech, 12/6/20

Started five freshmen: Hamidou Diallo, Shai Gilgeous-Alexander, Kevin Knox, Nick Richards, PJ Washington vs. Kansas State, 3/22/17

SCORING

Scored 90 or more points: 111, ARKANSAS, 3/2/24 (W, 111-102)

Scored 90 or more points (SEC game): 111, ARKANSAS, 3/2/24 (W, 111-102)

Scored 100 or more points: 111, ARKANSAS, 3/2/24 (W, 111-102)

Scored 100 or more points (SEC game): 111, ARKANSAS, 3/2/24 (W, 111-102)

Scored 110 or more points: 111, ARKANSAS, 3/2/24 (W, 111-102)

Scored 110 or more points (SEC game): 111, ARKANSAS, 3/2/24 (W, 111-102)

Scored 120 or more points: 120 at Vanderbilt, 2/7/96 (W, 120-81)

Scored 120 or more points (SEC game): 120 at Vanderbilt, 2/7/96 (W, 120-81)

Scored 130 or more points: 143 vs. Georgia, 2/27/56 (W, 143-66)

Scored 140 or more points: 143 vs. Georgia, 2/27/56 (W, 143-66)

Scored 150 or more points: Never

Scored less than 50 points: 48 vs. Vanderbilt, 3/15/13 (L, 64-48)

Scored 100 points in two consecutive games: vs. CLEVELAND STATE (11/23/16), vs. UT MARTIN (11/25/16), vs. Arizona State (11/28/16)

Scored 100 Points in three consecutive games: vs. CLEVELAND STATE (11/23/16), vs. UT MARTIN (11/25/16), vs. Arizona State (11/28/16)

Scored 100 points in consecutive SEC games: 2/27/56 - 3/3/56

SHOOTING PERCENTAGES

Shot 70% from the field: .722 (39-54) vs. MISSISSIPPI STATE, 2/15/86

Shot 65% from the field: .679 (38-56) vs. TENNESSEE, 1/15/22

Shot 30% or less from the field: .288 (21-73) at Alabama (1/7/23)

Allowed 50% shooting: .531 (34-64) ARKANSAS, 3/2/24

Allowed 60% shooting: .627 (32-51) ARKANSAS, 2/7/23

Allowed 30% or less shooting: .281 (18-64) at Alabama, 2/5/22

Allowed 20% or less shooting: .197 (12-61) vs. MONTANA STATE, 11/23/14

FREE THROWS

Shot 90% or better from FT line: 1.000 (12-12) at LSU, 2/21/24

Shot 100% from FT Line: 1.000 (12-12) at LSU, 2/21/24

Shot 50% or less from FT line: .500 (5-10) vs. Penn, 12/9/23

Attempted 40 FT: 41 (27-41) vs. TENNESSEE STATE, 11/23/18

Attempted five or less FT: 2 (1-2) at Vanderbilt, 1/24/23

Made 30 FT: 34 (34-42) vs. ARKANSAS, 3/2/24

3-POINTERS

Hit 0 3-pointers: 0 (0-10) vs. RICHMOND, 11/29/20

Hit 10 3-pointers: 10 (10-30) at Mississippi State, 2/27/24

Hit 11 3-pointers: 13 (13-24) vs. ALABAMA, 2/24/24

Hit 12 3-pointers: 13 (13-24) vs. ALABAMA, 2/24/24

Hit 13 3-pointers: 13 (13-24) vs. ALABAMA, 2/24/24

Hit 14 3-pointers: 15 (15-26) at Vanderbilt, 2/6/24

Hit 15 3-pointers: 15 (15-26) at Vanderbilt, 2/6/24

Hit 16 3-pointers: 16 (16-27) vs. MARSHALL, 11/24/23

Hit 17 3-pointers: 17 (17-32) vs. STONEHILL, 11/17/23

Hit 18 3-pointers: 20 (20-35) vs. LSU, 3/4/95

Hit 19 3-pointers: 20 (20-35) vs. LSU, 3/4/95

Hit 20 3-pointers: 20 (20-35) vs. LSU, 3/4/95

Hit 21 3-pointers: 21 (21-48) vs. North Carolina, 12/27/89

Hit 22 3-pointers: Never

SCORING MARGINS

Won game by 50 points or more: 58 vs. MONTANA STATE (W, 86-28), 11/23/14

Won game by 60 points or more: 62 vs. VANDERBILT (W, 106-44), 3/5/03

Won game by 70 points or more: 74 vs. UT MARTIN (W, 124-50), 11/26/94

Lost game by 20 points or more: 26 at ALABAMA (L, 78-52), 1/7/23

Lost game by 30 points or more: 34 vs. Duke (L, 118-84), 11/6/18

Lost game by 40 points or more: 41 at Vanderbilt (L, 93-52), 2/12/08

Lost game by 50 points or more: 55 at Kansas (L, 150-95),

12/9/89

Lost game by 60 points or more: 70 at Central (L, 87-17), 1/28/1910

Lost game by 70 points or more: 70 at Central (L, 87-17), 1/28/1910

Game decided by one point: at LSU, 2/21/24 (L, 75-74)

Game decided by two or fewer points: at Mississippi State, 2/27/24 (W, 91-89)

Game decided by three or fewer points: at Mississippi State, 2/27/24 (W, 91-89)

Two consecutive games decided by one point: vs. NORTH CAROLINA (W, 73-72), 12/3/11; at Indiana (L, 73-72), 12/10/11

Three consecutive games decided by one point: Never
Two consecutive games decided by two or fewer points: Arkansas (L, 81-80), 2/9/21; Auburn (W, 82-80), 2/13/21

Three consecutive games decided by three or fewer points: at Auburn (L, 99-97 OT), 2/11/74, vs. TENNESSEE (W, 61-58), 2/16/74 and at Ole Miss (L, 61-60), 2/18/74

COMEBACKS

Came back from 10-point deficit for win: 91-89 at Mississippi State (2/27/24); Trailed by 13 at 52-39 (18:11 in 2nd)

Came back from 11-point deficit for win: 91-89 at Mississippi State (2/27/24); Trailed by 13 at 52-39 (18:11 in 2nd)

Came back from 12-point deficit for win: 91-89 at Mississippi State (2/27/24); Trailed by 13 at 52-39 (18:11 in 2nd)

Came back from 13-point deficit for win: 91-89 at Mississippi State (2/27/24); Trailed by 13 at 52-39 (18:11 in 2nd)

Came back from 14-point deficit for win: 71-70 at Florida (3/7/20); Trailed by 18 at 59-41 (11:48 in 2nd)

Came back from 15-point deficit for win: 71-70 at Florida (3/7/20); Trailed by 18 at 59-41 (11:48 in 2nd)

Came back from 16-point deficit for win: 71-70 at Florida (3/7/20); Trailed by 18 at 59-41 (11:48 in 2nd)

Came back from 17-point deficit for win: 71-70 at Florida (3/7/20); Trailed by 18 at 59-41 (11:48 in 2nd)

Came back from 18-point deficit for win: 71-70 at Florida (3/7/20); Trailed by 18 at 59-41 (11:48 in 2nd)

Came back from 19-point deficit for win: 73-67 vs. Vanderbilt (2/28/17); Trailed by 19 at 25-6 (8:03 in 1st)

Came back from 20-point deficit for win: 82-79 at Vanderbilt (2/22/97); Trailed by 22 at 40-18 (3:51 in 1st)

Came back from 30-point deficit for win: 99-95 at LSU (2/15/94); Trailed by 31 at 68-37 (15:34 in 2nd)

Came back from 31-point deficit for win: 99-95 at LSU (2/15/94); Trailed by 31 at 68-37 (15:34 in 2nd)

REBOUNDS

Pulled down 50 rebounds: 50 (18-32) at Vanderbilt, 2/6/24

Pulled down 55 rebounds: 59 (20-39) vs. Arizona State, 11/28/16

Pulled down 60 rebounds: 62 (19-43) vs. Morehead State, 12/16/95

OVERTIME GAMES

Played an overtime game: vs. FLORIDA, 1/31/24 (L, 94-91 OT)

Won an overtime game: SAINT JOSEPH'S, 11/20/23 (W, 96-88 OT)

Lost an overtime game: vs. FLORIDA, 1/31/24 (L, 94-91 OT)

Played an SEC overtime game: vs. FLORIDA, 1/31/24 (L, 94-91 OT)

Won an SEC overtime game: MISSISSIPPI STATE, 1/25/22 (W, 82-74 OT)

Lost an SEC overtime game: vs. FLORIDA, 1/31/24 (L, 94-91 OT)

Played an overtime game in SEC Tournament: vs. Texas A&M, 3/13/16 (W, 82-77 OT)

Won an overtime game in SEC Tournament: vs. Texas A&M, 3/13/16 (W, 82-77 OT)

Played an overtime game in NCAA Tournament: vs. Saint Peter's, 3/17/22 (L, 85-79 OT)

Won an overtime game in NCAA Tournament: vs. St. Bonaventure, 3/16/00 (W, 85-80 2OT)

Lost an overtime game in NCAA Tournament: vs. Saint Peter's, 3/17/22 (L, 85-79 OT)

Played two overtimes: vs. Michigan State, 11/15/22 (L, 86-77 2OT)

Played three overtimes: vs. TEMPLE 12/7/57 (W, 85-83)

Played four or more overtimes: Never

Played two consecutive overtime games: 1/6/15 vs. OLE MISS (W, 89-86) and 1/10/15 at Texas A&M (70-64)

Played three consecutive overtime games: Never



THE LAST TIME A UK OPPONENT ...

INDIVIDUALS

SCORING

Scored 25 points: Khalif Battle (34), ARKANSAS, 3/2/24
Scored 30 points: Khalif Battle (34), ARKANSAS, 3/2/24
Scored 35 points: Bubba Parham (35), VMI, 11/21/18
Scored 40 points: Elston Turner (40), TEXAS A&M, 1/12/13
Scored 45 points: David Robinson (45), Navy, 1/25/87
Scored 50 points: Austin Carr (50), Notre Dame, 12/29/79
Scored 60 points: Pete Maravich (64), LSU, 2/21/70
Scored 65 points: Never
Two players had 20 points: Khalif Battle (34), Tramon Mark (23), ARKANSAS, 3/2/24
Three players had 20 points: Walter Clayton Jr. (23), Tyrese Samuel (22), Zion Pullin (21) vs. FLORIDA, 1/31/24
Two players had 30 points: Ronnie Henderson (36) and Claren Ceasar (32), LSU, 2/15/94
Five players scored in double figures: ALABAMA, 2/24/24
Six players scored in double figures: ALABAMA, 2/24/24

FIELD GOALS

Made 15 FG in a game: David Robinson (17), NAVY, 1/25/87
Made 16 FG in a game: David Robinson (17), NAVY, 1/25/87
Made 17 FG in a game: David Robinson (17), NAVY, 1/25/87
Made 18 FG in a game: Steve Downing (19), Indiana, 12/11/71
Made 19 FG in a game: Steve Downing (19), Indiana, 12/11/71
Made 20 FG in a game: Johnny Neumann (20), Ole Miss, 1/2/71
Made 21 FG in a game: Austin Carr (21), Notre Dame, 12/29/70
Made 22 FG in a game: Austin Carr (22), Notre Dame, 3/12/70
Made 23 FG in a game: Pete Maravich (23), LSU, 2/21/70
Made 24 FG in a game: Never
Attempted 17 FG in a game: Tramon Mark (20) ARKANSAS, 3/2/24
Attempted 18 FG in a game: Tramon Mark (20) ARKANSAS, 3/2/24
Attempted 19 FG in a game: Tramon Mark (20) ARKANSAS, 3/2/24
Attempted 20 FG in a game: Tramon Mark (20) ARKANSAS, 3/2/24
Attempted 25 FG in a game: JD Notae (26), Arkansas, 2/26/22
Attempted 30 FG in a game: Freeman Williams (40), Portland State, 12/16/17
Attempted 35 FG in a game: Freeman Williams (40), PORTLAND STATE, 12/16/77
Attempted 40 FG in a game: Freeman Williams (40), PORTLAND STATE, 12/16/77
Attempted 45 FG in a game: Johnny Neumann (50), Ole Miss, 1/2/71
Attempted 50 FG in a game: Johnny Neumann (50), Ole Miss, 1/2/71
Attempted 53 FG in a game: Pete Maravich (53), LSU, 2/22/69
Attempted 54 FG in a game: Never

3-POINTERS

Made 5 3-pointers in a game: Josh Hubbard (7) at Mississippi State, 2/27/24
Made 6 3-pointers in a game: Josh Hubbard (7) at Mississippi State, 2/27/24
Made 7 3-pointers in a game: Josh Hubbard (7) at Mississippi State, 2/27/24
Made 8 3-pointers in a game: Bubba Parham (10), VMI, 11/18/18
Made 9 3-pointers in a game: Bubba Parham (10), VMI, 11/18/18
Made 10 3-pointers in a game: Bubba Parham (10), VMI, 11/18/18
Made 11 3-pointers in a game: Corey Allmond (11), Sam Houston State, 11/19/2009
Made 12 3-pointers in a game: Never
Attempted 10 3-pointers in a game: Josh Hubbard (14) at Mississippi State, 2/27/24
Attempted 15 3-pointers in a game: Bubba Parham (16), VMI, 11/18/18
Attempted 16 3-pointers in a game: Bubba Parham (16), VMI, 11/18/18
Attempted 17 3-pointers in a game: Chris Jackson (17), LSU, 2/15/90
Attempted 18 3-pointers in a game: Jeff Boschee (18), Kansas, 3/14/99
Attempted 19 3-pointers in a game: Never

FREE THROWS

Made 10 FT in a game: Khalif Battle (17), ARKANSAS, 3/2/24
Made 11 FT in a game: Khalif Battle (17), ARKANSAS, 3/2/24
Made 12 FT in a game: Khalif Battle (17), ARKANSAS, 3/2/24
Made 13 FT in a game: Khalif Battle (17), ARKANSAS, 3/2/24

Made 14 FT in a game: Khalif Battle (17), ARKANSAS, 3/2/24
Made 15 FT in a game: Khalif Battle (17), ARKANSAS, 3/2/24
Made 16 FT in a game: Khalif Battle (17), ARKANSAS, 3/2/24
Made 17 FT in a game: Khalif Battle (17), ARKANSAS, 3/2/24
Made 18 FT in a game: Pete Maravich (18), LSU, 2/21/70
Made 19 FT in a game: Never
Attempted 15 FT in a game: Khalif Battle (18), ARKANSAS, 3/2/24
Attempted 20 FT in a game: Harding McCaleb (25), Louisville, 2/22/1916
Attempted 25 FT in a game: Harding McCaleb (25), Louisville, 2/22/1916
Attempted 26 FT in a game: Never

REBOUNDS

15 Rebs: Myles Foster (15), vs. ILLINOIS STATE, 12/29/23
16 Rebs: Hunter Dickinson (21), vs. Kansas, 11/14/23
17 Rebs: Hunter Dickinson (21), vs. Kansas, 11/14/23
18 Rebs: Hunter Dickinson (21), vs. Kansas, 11/14/23
19 Rebs: Hunter Dickinson (21), vs. Kansas, 11/14/23
20 Rebs: Hunter Dickinson (21), vs. Kansas, 11/14/23
25 Rebs: Leon Douglas (25), ALABAMA, 1/20/75
30 Rebs: Kenneth Stanley (30), SOUTHERN CAL, 12/4/61
31 Rebs: Never
Two players had 10 rebounds: Hunter Dickinson (21) and Kevin McCullar Jr. (10), vs. Kansas, 11/14/23
Three players had 10 rebounds: Craig Victor II (12), Tim Quarterman (10), Ben Simmons (10), LSU, 1/5/16

ASSISTS

10 assists: Zakai Zeigler (13), vs. TENNESSEE, 2/3/24
11 assists: Zakai Zeigler (13), vs. TENNESSEE, 2/3/24
12 assists: Zakai Zeigler (13), vs. TENNESSEE, 2/3/24
13 assists: Zakai Zeigler (13), vs. TENNESSEE, 2/3/24
14 assists: Billy McCaffrey (14), Vanderbilt, 1/13/93
15 assists: Eric Richardson (15), Alabama, 2/4/84
16 assists: Never

BLOCKS

5 blocks: Makhel Mitchell (5), ARKANSAS, 2/7/23
6 blocks: Jamarion Sharp (7), WESTERN KENTUCKY, 12/22/21
7 blocks: Jamarion Sharp (7), WESTERN KENTUCKY, 12/22/21
8 blocks: Jarvis Varnado (10), Mississippi State, 1/15/08
9 blocks: Jarvis Varnado (10), Mississippi State, 1/15/08
10 blocks: Jarvis Varnado (10), Mississippi State, 1/15/08
11 blocks: Samaki Walker (11), Louisville, 1/1/95
12 blocks: Never

STEALS

5 steals: Andersson Garcia (5), at Texas A&M, 1/13/24
6 steals: Mark Sears (6), at Alabama, 1/7/23
7 steals: Ben Simmons (7), LSU, 3/5/16
8 steals: Never

TRIPLE-DOUBLE

Had a triple-double: Kevin McCullar Jr. 12 points, 10 rebounds, 10 assists, vs. Kansas, 11/14/23

TEAM

SCORING

Scored 90 or more points: 102, vs. ARKANSAS, 3/2/24 (W, 111-102)
Scored 90 or more points (SEC game): 102, vs. ARKANSAS, 3/2/24 (W, 111-102)
Scored 100 or more points: 102, vs. ARKANSAS, 3/2/24 (W, 111-102)
Scored 100 or more points (SEC game): 102, vs. ARKANSAS, 3/2/24 (W, 111-102)
Scored 110 or more points: 118, Duke, 11/6/18 (L, 118-84)
Scored 110 or more points (SEC game): 110, Vanderbilt, 3/4/67 (L, 110-94)
Scored 120 or more points: 121, North Carolina, 12/27/89 (L, 121-110)
Scored 120 or more points (SEC game): Never
Scored 130 or more points: 150, Kansas, 12/9/89 (L, 150-95)
Scored 140 or more points: 150, Kansas, 12/9/89 (L, 150-95)
Scored 150 or more points: 150, Kansas, 12/9/89 (L, 150-95)
Scored 160 or more points: Never
Scored less than 50 points: 46, NEW MEXICO STATE, 11/6/23 (W, 86-46)
Scored less than 50 points (SEC game): 48, SOUTH CAROLINA, 2/5/19 (W, 76-48)
Scored less than 40 points: 39, West Virginia, 3/26/15 (W, 78-39)
Scored less than 40 points (SEC game): 37, MISSOURI,

1/13/15 (W, 86-37)
Scored less than 30 points: 28, MONTANA STATE, 11/23/14 (W, 86-28)
Scored less than 30 points (SEC game): 26, GEORGIA TECH, 1/28/46 (W, 86-37)
Scored less than 20 points: 18, WESTERN ONTARIO, 12/10/49 (W, 90-21)
Scored less than 20 points (SEC game): 18, ALABAMA, 2/10/40 (W, 46-18)
Scored less than 10 points: 9, Tulane, 12/21/34 (W, 39-9)
Scored less than 10 points (SEC game): Never

SHOOTING PERCENTAGES

Shot 70% from the field: Never
Shot 60% from the field: .627 (32-51), ARKANSAS, 2/7/23
Shot 50% from the field: .531 (34-64), ARKANSAS, 3/2/24
Shot 30% or less from the field: .281 (18-64) at Alabama, 2/5/22
Shot 20% or less from the field: .197 (12-61), MONTANA STATE, 11/23/14
Shot 10% or less from the field: Never (shooting percentages not recorded prior to 1947)

3-Pointers

Made 10 or more 3-pointers: 11 (11-25), at Mississippi State, 2/27/24
Made 15 or more 3-pointers: 15 (15-37), SAINT JOSEPH'S, 11/20/23
Made 20 or more 3-pointers: Never
Made zero 3-pointers: 0 (0-15), Auburn, 1/19/13
Attempted 30 or more 3-pointers: 34 (11-34), at Vanderbilt, 2/6/24

FREE THROWS

Shot 90% or better from FT line: 96.4 (27-28), ARKANSAS, 3/2/24
Shot 100% from FT Line: 16-16, TEXAS A&M, 1/21/23
Shot 50% or less from FT line: .455 (5-11), A&M-COMMERCE, 11/10/23
Attempted 40 FT: 44 (33-44), Auburn, 2/1/20
Attempted five or less FT: 5 (5-5), NEW MEXICO STATE, 11/6/23
Made 30 FT: 33 (33-44), Auburn, 2/1/20

REBOUNDS

Pulled down 50 rebounds: 50 (17-33), vs. FLORIDA, 1/31/24
Pulled down 20 offensive rebounds: 25, at Texas A&M, 1/13/24



RUPP ARENA AT CENTRAL BANK CENTER

Year-by-Year Records

Season	W-L	Percentage
2023-24	13-4	.765
2022-23	14-4	.778
2021-22	18-0	1.000
2020-21	5-6	.455
2019-20	16-2	.889
2018-19	17-1	.944
2017-18	16-2	.889
2016-17	15-2	.882
2015-16	17-0	1.000
2014-15	19-0	1.000
2013-14	16-2	.889
2012-13	16-2	.889
2011-12	18-0	1.000
2010-11	15-0	1.000
2009-10	18-0	1.000
2008-09	12-6	.667
2007-08	14-4	.778
2006-07	14-2	.875
2005-06	10-5	.667
2004-05	14-1	.933
2003-04	11-2	.846
2002-03	12-1	.923
2001-02	12-3	.800
2000-01	11-1	.917
1999-2000	14-0	1.000
1998-99	12-1	.923
1997-98	9-3	.750
1996-97	12-1	.923
1995-96	13-0	1.000
1994-95	12-1	.923
1993-94	13-1	.929
1992-93	16-0	1.000
1991-92	15-2	.882
1990-91	13-0	1.000
1989-90	13-2	.867
1988-89	8-6	.571
1987-88	14-2	.875
1986-87	13-2	.867
1985-86	18-0	1.000
1984-85	11-3	.786
1983-84	16-0	1.000
1982-83	14-1	.933
1981-82	15-1	.938
1980-81	15-0	1.000
1979-80	12-3	.800
1978-79	11-4	.733
1977-78	16-0	1.000
1976-77	12-2	.857
Total	660-85	.886

Year Opened:	1976
First Game:	Nov. 27, 1976
All-Time Record:	660-85 (88.6%)
Record Under Calipari:	233-25 (90.3%)
Capacity:	20,500
Record Crowd:	24,479 (1/20/10)
Longest Win Streak:	54 (11/9/10-12/1/12)
Current Win Streak:	3

Cats Rock at Rupp

The Wildcats are 660-85 (88.6%) in Rupp Arena. Among the most notable marks of dominance as the nation's toughest venue to play include:

- School record 54-game winning streak to begin the John Calipari era
- Kentucky is 357-51 (87.5%) in regular-season SEC games in Rupp
- The Wildcats set a program home record of 19 wins in 2014-15
- UK has gone undefeated at home in six of Calipari's 14 seasons
- Kentucky has a perfect mark in 14 of Rupp Arena's 46 seasons

600 Wins at Rupp in Record Time

With a victory over Fairleigh Dickinson on Dec. 7, 2019, Kentucky reached the 600-win mark at Rupp Arena faster than any other program in NCAA Division I level history. UK needed just 670 games to reach win No. 600 in Rupp Arena.

It took UCLA, which previously owned the fastest pace to 600 wins, 689 games in Pauley Pavilion. Only one other team, Kansas, achieved win No. 600 in fewer than 700 games at its home venue. The Jayhawks reached the significant win in their 699th game.

Cal Owns Longest Win Streaks in Rupp

With UK's 2011-12 season-opening victory over Marist, UK head coach John Calipari recorded his 34th consecutive win in Rupp Arena as UK's head coach. It broke former UK head coach Rick Pitino's longest streak of 33 games in the venue.

The winning streak reached as long as 54 games. Calipari didn't suffer his first loss in Rupp Arena until losing to Baylor in his fourth season, in 2012-13. The 54-game run, however, was his longest career home winning streak. He also had the second-longest streak in the arena as the Cats won 42 straight from March 4, 2014 to Nov. 25, 2016.

New Court Design in 2023-24

A new basketball court is slated to come to Rupp Arena at Central Bank Center in 2023-24. It features the UK logo at midcourt and a contrasting wood stain outline of the State of Kentucky earlier this season. The updated court design also features perimeter borders painted Kentucky Blue with the Kentucky Wordmark on each baseline, the Rupp Arena at Central Bank Center logos on the wings and the Southeastern Conference logos in the lanes.

The Cawood's Court marker memorializing legendary radio play-by-play announcer Cawood Ledford remains at midcourt in front of the broadcast table on the opposite side from the team benches, and the UK logo with "Mr. Wildcat" honoring longtime manager Bill Keightley is still in front of the UK bench.

Pack the House

Until reducing capacity for the 2019-20 season, Kentucky had led the nation in average home attendance in 20 of 24 seasons. That number included a Rupp Arena record of 24,110 in John Calipari's first season (2009-10) as head coach and averaging more than 23,000 in seven of Calipari's first 10 seasons.

Kentucky averaged 19,873 in 18 home games in 2022-23.

The Top-Ranked Team at Home

Kentucky has lost just four times at home as the Associated Press top-ranked team in the history of the program and just three times in Rupp Arena. Prior to the losses to Evansville (Nov. 12, 2019) and UCLA (Dec. 3, 2016), the other two losses came by just one point.

The Wildcats are 54-3 all-time as the AP No. 1 team in Rupp Arena since its opening in 1976. The first loss was to Auburn, 53-52, on Jan. 9, 1988.

Coach Cal in Rupp Arena

It's been downright difficult to beat Kentucky in Rupp Arena during the John Calipari era. UK is 233-25 (90.3%) in Rupp Arena under Calipari.

- Kentucky is 27-8 (77.1%) vs. Associated Press Top 25 opponents in Rupp in the Calipari era
- UK is 206-17 (92.4%) vs. AP unranked teams in Rupp under Calipari
- The Wildcats are 118-9 (92.9%) at home vs. nonconference foes under Calipari
- Calipari notched his 100th career win in Rupp Arena as Kentucky's coach with the Wildcats' 110-75 rout of Auburn on Feb. 21, 2014. It took Calipari 104 games to reach the century mark, the fastest of any UK coach

Cal is All-Time Winningest Coach in Rupp History

With a 101-70 victory over Cleveland State on Nov. 23, 2016, John Calipari passed former UK head coach Joe B. Hall for most wins in Rupp Arena. Calipari now has 233 wins inside the historic venue, more than 100 than Hall's 122 victories.

2023-24 Opponent Breakdown

New Mexico State (Nov. 6)

All-time games in Rupp Arena: 1
UK record in Rupp vs. NMSU: 1-0
Last time in Rupp Arena: UK, 86-46 (11/6/23)

Texas A&M-Commerce (Nov. 10)

All-time games in Rupp Arena: 1
UK record in Rupp vs. TAMUC: 1-0
Last time in Rupp Arena: UK, 81-61 (11/10/23)

Stonehill (Nov. 17)

All-time games in Rupp Arena: 1
UK record in Rupp vs. SC: 1-0
Last time in Rupp Arena: UK, 101-67 (11/17/23)

Saint Joseph's (Nov. 20)

All-time games in Rupp Arena: 1
UK record in Rupp vs. SJU: 1-0
Last time in Rupp Arena: UK, 96-88^{OT} (11/20/23)

Marshall (Nov. 24)

All-time games in Rupp Arena: 5
UK record in Rupp vs. MU: 5-0
Last time in Rupp Arena: UK, 118-82 (11/24/23)

Miami (Nov. 28)

All-time games in Rupp Arena: 3
UK record in Rupp vs. UM: 2-1
Last time in Rupp Arena: UK, 95-73 (11/28/23)

UNC Wilmington (Dec. 2)

All-time games in Rupp Arena: 1
UK record in Rupp vs. UNCW: 0-1
Last time in Rupp Arena: UNCW, 80-73 (12/2/23)

Illinois State (Dec. 29)

All-time games in Rupp Arena: 2
UK record in Rupp vs. ISU: 2-0
Last time in Rupp Arena: UK, 90-76 (12/29/23)

Missouri (Jan. 9)

All-time games in Rupp Arena: 6
UK record in Rupp vs. MU: 7-0
Last time in Rupp Arena: UK, 90-77 (1/9/24)

Mississippi State (Jan. 17)

All-time games in Rupp Arena: 33
UK record in Rupp vs. MSU: 31-2
Last time in Rupp Arena: UK, 90-77 (1/17/24)

Georgia (Jan. 20)

All-time games in Rupp Arena: 44
UK record in Rupp vs. UGA: 40-4
Last time in Rupp Arena: UK, 105-96 (1/20/24)

Florida (Jan. 31)

All-time games in Rupp Arena: 48
UK record in Rupp vs. UF: 38-10
Last time in Rupp Arena: UF, 94-91^{OT} (1/31/24)

Tennessee (Feb. 3)

All-time games in Rupp Arena: 48
UK record in Rupp vs. UT: 40-8
Last time in Rupp Arena: UT, 103-92 (2/3/24)

Gonzaga (Feb. 10)

All-time games in Rupp Arena: 1
UK record in Rupp vs. GU: 0-1
Last time in Rupp Arena: GU, 89-85 (2/10/24)

Ole Miss (Feb. 13)

All-time games in Rupp Arena: 34
UK record in Rupp vs. OM: 33-1
Last time in Rupp Arena: UK, 75-63 (2/13/24)

Alabama (Feb. 24)

All-time games in Rupp Arena: 35
UK record in Rupp vs. UA: 29-6
Last time in Rupp Arena: UK, 117-95 (2/24/24)

Arkansas (March 2)

All-time games in Rupp Arena: 19
UK record in Rupp vs. UA: 14-5
Last time in Rupp Arena: UK, 111-102 (3/2/24)

Vanderbilt (March 6)

All-time games in Rupp Arena: 45
UK record in Rupp vs. VU: 42-3
Last time in Rupp Arena: VU, 68-66 (3/1/23)



COACH CALIPARI

Calipari Reaches 800 Career Victories in 2021-22; 400 Wins at Kentucky in 2023-24

With Kentucky's overtime win over Mississippi State on Jan. 25, 2022, John Calipari reached 800 on-court wins. At the time he was one of just 22 coaches, regardless of NCAA level of classification, to reach that barrier. Only 14 coaches have done it with at least 10 seasons at the Division I level.

Calipari became the fourth-fastest coach to 800 on-court wins ever at 1,037 games. Only Adolph Rupp (972 games), Roy Williams (1,012 games) and Dean Smith (1,029 games) did it faster. At Kentucky, Calipari owns the second-most wins in program history, trailing only the legendary Adolph Rupp, who led the Wildcats for 41 seasons and spanned 1,066 games.

Although Calipari is still climbing the charts, he is doing it nearly as fast as anyone else in NCAA history. When he defeated Mississippi State on Jan. 17, 2024, Calipari became the third-fastest active head coach to 400 wins at a single program, trailing only Bill Self (Kansas - 484 games) and Mark Few (Gonzaga - 499 games). Calipari needed just 516 games to reach the 400-win plateau, and in Division I history he reached that milestone in the eighth-fewest games. Rupp in just 477 games was the fastest to achieve the feat.

Coaching On-Court Win Totals at the Division I Level through games on March 2, 2024:

1. Mike Krzyzewski - 1,202

7. Adolph Rupp - 876

8. Bob Huggins - 863

9. John Calipari - 853 (*active*)

10. Rick Pitino - 851 (*active*)

Calipari Ahead of the Pack at Kentucky

Through 14 seasons at Kentucky, John Calipari's time in Lexington has been every bit as successful -- and more -- as fans hoped it would when he agreed to become the head coach at Kentucky in the spring of 2009.

By just about every measure, he is the most successful coach in college basketball during the last decade-plus. Among schools who have been to at least two Final Fours since 2009-10, Calipari ranks:

- First in NCAA Tournament wins (32)
- First in Final Four appearances (four)
- First in Elite Eight appearances (seven)
- First in Sweet Sixteen appearances (eight)
- Second in league tournament titles (six)
- Third in regular-season conference titles (six)
- Third in NCAA titles (one)

First-Ballot Hall of Famer

Kentucky men's basketball coach John Calipari joined basketball's fraternity of legends in September 2015 after being elected to the Naismith Memorial Basketball Hall of Fame on the first ballot.

Calipari joined an elite group of basketball players and coaches in the Naismith Hall of Fame, considered to be one of the ultimate honors in the sport. The Class of 2015 included Calipari, Dick Bevetta, Wildcat Louie Dampier, Lindsay Gaze, Tom Heinsohn, John Isaacs, Spencer Haywood, Lisa Leslie, Dikembe Mutombo, George Raveling and Jojo White.

Calipari was inducted in Springfield, Massachusetts. Nearly 70 former players joined him on stage during his acceptance speech.

Calipari Receives Jefferson Award

Kentucky men's basketball head coach John Calipari received the Jefferson Award for Outstanding Public Service in Sports by Multiplying Good on Nov. 2, 2022. For more than 50 years, Multiplying Good has honored those who put others first. Those receiving the Jefferson Award are empowered to do more, while their stories of extraordinary public service inspire others to action. It is an award that underscores impact.

- Founded over 50 years ago by Jackie Kennedy Onassis, Sen. Bob Taft Jr., and Sam Beard, Multiplying Good is the world's most foremost and highly celebrated organization focused on and honoring public service
- Other recipients of the Jefferson Award include Arthur Ashe, Tom Brokaw, Larry Fitzgerald, Betty Ford, John Glenn, Bob Hope, Steve Jobs, Shaquille O'Neal, General Colin Powell, John D. Rockefeller and Oprah Winfrey
- Calipari is the first men's college basketball coach to receive the honor

Coach Cal Immortalized at UMass, Clarion, Conference USA

John Calipari's Hall of Fame rise began at UMass, and the school honored his program's breakthrough in the 1990s by unveiling a statue of Calipari on the Amherst campus in September 2021. Calipari was one of four icons synonymous with UMass basketball to earn the honor. Calipari's statue was unveiled next to Marcus Camby, Julius Erving and the late Jack Leaman outside the Mullins Center.

At UMass, Calipari led the Minutemen to a 193-71 on-court record in his eight seasons as head coach from 1989-96. His .731 career winning percentage remains the best in school history, and he ranks second all-time at UMass in victories with 193. Calipari led UMass to

five straight NCAA Tournament appearances from 1992 to 1996 after UMass had gone to the NAAs only once in the first 81 years of the program. His Minutemen made the Atlantic 10's first and only Final Four appearance during the 1996 season, during which they went 35-2 overall and spent 10 weeks ranked No. 1 in the nation. Following the 1996 season, Calipari was named National Coach of the Year by the National Association of Basketball Coaches, The Sporting News and Naismith.

Not only did John Calipari have a statue erected in his honor, the court at Clarion -- Calipari's alma mater -- is now named after the Hall of Famer. The court in Tippin Gymnasium was officially renamed the John V. Calipari Court in September 2021 and will be known as Coach Cal Court.

Like many coaches, Calipari began his career in basketball on the court as a player. He was a star high school basketball player at Moon High School in Western Pennsylvania under another Clarion graduate Joe Sacco. Calipari started his college playing career at UNC Wilmington before transferring to Clarion in 1981, helping the Golden Eagles reach their first NCAA Division II Tournament in program history that year.

In the summer of 2022, Calipari was enshrined into the Conference USA Hall of Fame. Calipari is being honored by the league for his impressive tenure as head men's basketball coach at the University of Memphis, where he coached from the 2000-01 season through 2008-09. Calipari led the Tigers to the 2008 NCAA title game, including 38 wins that season, making him the winningest coach for a single season in NCAA history. As a result, he earned his second Naismith National Coach of the Year honor, becoming only the second coach to earn the honor multiple times since its inception in 1987. He was also C-USA Coach of the Year that season.

Calipari, the 2009 Sports Illustrated National Coach of the Year, led the Tigers to nine straight 20-win campaigns and nine consecutive postseason appearances, the only Memphis coach to do that. He posted 252 on-court wins -- 28.0 wins per season -- as the Tigers' head coach, making him the winningest coach in school history. From 2006-08, the Tigers won 104 games, making Calipari the winningest head coach in NCAA Division I history in a three-year span.

Calipari Named Coach of the Decade

Underscored by more victories than any other coach or program in his first 10 seasons at the helm at Kentucky, more Final Four appearances, a record number of NBA Draft picks, and the 2012 national championship, John Calipari was named the College Basketball Coach of the Decade by Sporting News in January 2020.

In a piece penned by national writer Mike DeCourcy, Sporting News credited Calipari for changing the college basketball landscape. Detailing Calipari's success -- what DeCourcy described as a "college basketball revolution" -- DeCourcy wrote that "no one defined the 2010s in the same way as Calipari ... nor achieved the same degree of consistent success."

In an era where kids can enter the NBA Draft at 19 years old, Calipari masterfully balances the priority of players' long-term professional dreams with individual and team development, leading to on-court success that no other team has matched.

Calipari Unrivaled in Conference

John Calipari has won 16 league regular-season championships (including six Southeastern Conference titles) seven more than the next-closest coach in the SEC (Bruce Pearl has nine). Calipari has won six SEC Tournament championships at Kentucky and owns 15 conference tournament titles in his career, 10 more than his closest competitor (Nate Oats).

Calipari has tallied a 404-131 (75.5%) all-time record within conference play as a head coach and owns a 196-65 (75.1%) record since joining the SEC.

Although he's been publicly outspoken against conference tournaments -- only because he doesn't favor playing three or more games on consecutive days to win the tournament -- his teams have gotten up for them. Calipari's teams at UMass, Memphis and Kentucky have been to 19 conference championship games in his career, winning a remarkable 15 of them. Calipari is 58-15 (79.5%) all-time in conference tournaments, including 24-7 (77.4%) at UK. Calipari ranks third in SEC Tournament wins.

There's No Place Like Home

John Calipari-coached teams have posted an all-time record of 472-57 (89.2%) record at home in his stops at UMass, Memphis and Kentucky. At UK, Coach Cal is 233-25 (90.3%) in Rupp Arena.

In six of Calipari's seasons at Kentucky, the Wildcats have posted an undefeated record at home, including a school-record 19-0 mark during the 2014-15 season.

Calipari owns both of UK's longest winning streaks in the arena. He began his career at UK with a 54-game winning streak at Rupp Arena. It was the longest winning streak since the arena opened in 1976. With a win over Georgia on Feb. 9, 2016, he secured the second-longest streak in the storied building at 34 games (which ended at 42).

Coach	Streak (Yrs)
1. John Calipari	54 (2010-13)
2. John Calipari	42 (2014-17)
3. Rick Pitino	33 (1992-94)
4. Joe B. Hall	30 (1981-82)
5. John Calipari	28 (2021-23)



COACH CALIPARI

- He's 69-8 (89.6%) when his team is atop the AP Top 25 as UK's head coach
- Calipari tallied a 32-4 mark at UMass at No. 1 and he was 9-1 at Memphis
- His (110) victories are the most among active coaches with victories at No. 1
- Calipari has coached 123 career games as a No. 1 team, fourth most in NCAA history, trailing Mike Krzyzewski (255), John Wooden (228) and Adolph Rupp (127)
- Among coaches who have owned a No. 1 ranking in at least 119 games, Calipari's winning percentage of 89.4% trails only Wooden (95.2%) and is ahead of Krzyzewski (85.8%)
- Calipari is 6-5 vs. the AP top-ranked team in the land, including 3-3 at UK

Dream Maker

As someone who prides himself on helping young men reach their dreams, John Calipari has helped 58 players earn selection in the NBA Draft during his college coaching career, including 47 in his first 14 seasons at UK, more than any other coach.

- Four No. 1 overall selections (Derrick Rose, John Wall, Anthony Davis and Karl-Anthony Towns) during the nine drafts from 2008 to 2016. No other coach has more than three No. 1 picks
- In 2010, five of his UK players were selected in the first round for the first time in NBA history
- His six players in the 2012 and 2015 NBA drafts are the most in the two-round era
- Churned out 47 NBA Draft picks, 35 first-rounders, three No. 1 selections, seven top-five picks and 23 lottery picks at Kentucky
- Of the 68 full-time scholarship players who have finished their college careers at Kentucky under Calipari (did not transfer or leave the program early), 46 have been selected in the NBA Draft, a 67.6% success rate. Another 10 of those made the NBA. This does not include the late Terrence Clarke
- Of the 34 players at UK who have declared for the NBA Draft at the conclusion of their freshman seasons, 30 have been first-round picks. All previous players have played game in the NBA. He is 35 for 38 when including his players from Memphis. This does not include the late Terrence Clarke
- Only coach to produce the top two picks in the same draft (2012, Davis and Michael Kidd-Gilchrist)
- Produced a top-10 pick in 12 straight drafts from 2008-19, the only school to do so during that time period
- Eleven of his former players have been named NBA All-Stars (39 total and all since 2010), seven have been tabbed All-NBA (13 times), three were named NBA Rookie of the Year, and 15 players from Calipari's first 12 teams at UK have made the NBA All-Rookie teams. Rose was named NBA MVP in 2011 and Davis won NBA All-Star MVP honors in 2017
- He is the only coach in history to have a former player win each of the following awards: NBA Rookie of the Year, NBA Sixth Man of the Year, NBA Most Improved Player of the Year, NBA Clutch Player of the Year and MVP

Developing Talent

John Calipari hasn't just signed the best talent in the country while he's been at Kentucky; he's been the best at developing that talent and getting it ready for the next level.

Of the 54 top-25 Rivals.com players Kentucky has signed who did not transfer or leave the program early (and aren't still actively playing at UK), 39 were drafted and 30 were selected in the first round. This note does not include the late Terrence Clarke. But that's only half the story. Calipari's players don't just make it to the pros, they're better prepared than anyone else. The proof is in the numbers.

Entering the 2023-24 NBA season, Calipari's NBA pros had amassed almost \$4 billion in career NBA contracts, which doesn't include endorsement deals and overseas contracts. Of his UK players in the NBA, they have made nearly \$3.5 billion in career contracts.

Double-Digit Win Streaks

John Calipari's teams have posted 19 streaks of 10 or more wins at Kentucky, Memphis and UMass, including six at UK. They have won 15 or more straight games nine times, 20 or more six times, 25 or more five times, and 30 or more once. Of course, the most famous streak was the 38-0 start during the 2014-15 season.

1. 38 Kentucky, 2014-15	6. 24 Kentucky, 2011-12	T10. 14 UMass, 1991-92	T16. 10 Kentucky, 2018-19
2. 27 Memphis, 2008-09	7. 19 Kentucky, 2009-10	T12. 12 Memphis, 2007-08	T16. 10 Kentucky, 2010-11
T3. 26 Memphis, 2007-08	8. 16 UMass, 1994-95	T12. 12 Memphis, 2002-03	T16. 10 Memphis, 2001-02
T3. 26 UMass, 1995-96	9. 15 Memphis, 2005-06	T12. 12 UMass, 1992-93	16. 10 UMass, 1993-94
5. 25 Memphis, 2006-07	T10. 14 Kentucky, 2016-17	15. 11 Memphis, 2003-04	

Calipari Nearly Perfect vs. Former Assistants

John Calipari has made it known that he doesn't enjoy coaching against friends. That hasn't stopped him from winning anyway. Calipari is 20-1 all-time when coaching against former assistants with a win over Kenny Payne and Louisville on Dec. 21, 2023 in his most recent matchup. He suffered his first and only loss to a former assistant against former Memphis assistant Josh Pastner on Dec. 6, 2020.

- | | | |
|--------------------------|----------------------|-----------------------|
| • Orlando Antigua - 1-0 | • Tony Barbee - 9-0 | • Bruiser Flint - 2-0 |
| • Derek Kellogg - 1-0 | • Chuck Martin - 2-0 | • Josh Pastner - 1-1 |
| • Steve Roccaforte - 2-0 | • Kenny Payne - 2-0 | |

Recruiting Trail

The Wildcats have signed more top-25 players under John Calipari's than any other school. Nearly a quarter of all Rivals' top-10 prospects over the past 15 classes have signed with Coach Cal and the Cats. The following list is freshman signees only.

PLAYER (YEAR)	ESPN	RIVALS	247	MCD	JB
Somto Cyril ('24)	55	44	68		
Boogie Fland ('24)	18	10	33	Y	
Jayden Quaintance ('24)	14	11	9	Y	
Travis Perry ('24)	84	92	70		
Aaron Bradshaw ('23)	6	2	4	Y	Y
Jordan Burks ('23)	NR	NR	NR		
Robert Dillingham ('23)	15	15	16		Y
Justin Edwards ('23)	3	3	3	Y	Y
Joey Hart ('23)	NR	NR	NR		
Zvonimir Ivisic ('23)	NR	NR	NR		
Reed Sheppard ('23)	23	28	43	Y	
D.J. Wagner ('23)	4	6	6	Y	Y
Chris Livingston ('22)	12	11	12	Y	Y
Ugonna Onyenso ('22)	35~	35	39		
Adou Thiero ('22)	NR	NR	165		
Cason Wallace ('22)	20	8	8	Y	Y
Daimion Collins ('21)	19	18	13	Y	Y
Bryce Hopkins ('21)	33	38	43	Y	Y
Shaedon Sharpe ('21)	1~	1~	1~		
TyTy Washington Jr. ('21)	14	14	19	Y	
Devin Askeew ('20)	26	33	37	Y	Y
Brandon Boston Jr. ('20)	7	5	6	Y	Y
Terrence Clarke ('20)	10	8	10	Y	Y
Cam'Ron Fletcher ('20)	61	49	80		
Isaiah Jackson ('20)	34	28	34		Y
Lance Ware ('20)	46	36	43		
Kareem Watkins ('20)	NR@	NR@	NR@		
Dontaia Allen ('19)	NR	68	98		
Keion Brooks Jr. ('19)	36	29	14		Y
Brennan Canada ('19)	NR@	NR@	NR@		
Johnny Juzang ('19)	30	34	31		
Tyrese Maxey ('19)	13	10	10	Y	Y
Kahlil Whitney ('19)	12	14	11	Y	Y
Ashton Hagans ('18)	20	13	12		
Tyler Herro ('18)	30	36	38		Y
Keldon Johnson ('18)	7	15	18	Y	Y
EJ Montgomery ('18)	14	11	6	Y	
Zan Payne ('18)	NR	NR	NR		
Immanuel Quickley ('18)	25	22	19	Y	
Jemarl Baker Jr. ('17)	66	82	90		
Hamidou Diallo ('17)	11~	10~	11		
Shai Gilgeous-Alexander ('17)	35	34	20		
Quade Green ('17)	24	22	33	Y	Y
Kevin Knox ('17)	10	10	18	Y	Y
Nick Richards ('17)	17	17	15	Y	Y
Jarrod Vanderbilt ('17)	19	14	12	Y	Y
PJ Washington ('17)	12	15	9	Y	Y
Bam Adebayo ('16)	5	7	12	Y	Y
Brad Calipari ('16)	NR	NR	NR		
De'Aaron Fox ('16)	6	6	6	Y	Y
Wenyen Gabriel ('16)	14	13	14	Y	
Sacha Killeya-Jones ('16)	24	24	25	Y	
Malik Monk ('16)	9	9	10	Y	Y
Tai Wynyard ('16)	NR	NR	NR		
Isaiah Briscoe ('15)	13	10	16	Y	Y
Jonny David ('15)	NR@	NR@	NR@		
Isaac Humphries ('15)	49	NR^	62		
Skal Labissiere ('15)	2	1	2		Y
Charles Matthews ('15)	42	48	74	Y	
Jamal Murray ('15)	NA^	9	10		
Devin Booker ('14)	18	29	22	Y	Y
Trey Lyles ('14)	6	13	17	Y	Y
Karl-Anthony Towns ('14)	9	5	2	Y	Y
Tyler Ulis ('14)	25	21	20	Y	Y
EJ Floreal ('13)	NR@	NR@	NR@		
Aaron Harrison ('13)	9	7	5	Y	Y
Andrew Harrison ('13)	5	5	3	Y	Y
Dominique Hawkins ('13)	NR	NR	151		
Dakari Johnson ('13)	7	9	8	Y	Y
Marcus Lee ('13)	25	19	14	Y	Y
Julius Randle ('13)	3	2	2	Y	Y
Derek Willis ('13)	NR	115	58		
James Young ('13)	8	11	10	Y	Y
Archie Goodwin ('12)	15	14	18	Y	Y
Willie Cauley-Stein ('12)	40	40	47		
Nerlens Noel ('12)	1	2	1	Y	
Alex Pooythress ('12)	13	8	7	Y	Y
Anthony Davis ('11)	1	2	1	Y	Y
Michael Kidd-Gilchrist ('11)	4	3	2	Y	Y
Sam Malone ('11)	NR@	NR@	NR@		
Brian Long ('11)	NR@	NR@	NR@		
Marquis Teague ('11)	8	5	6	Y	Y
Kyle Wiltjer ('11)	19	22	21	Y	Y
Terrence Jones ('10)	9	13	8*	Y	Y
Enes Kanter ('10)	25	3	3*		
Brandon Knight ('10)	4	6	6*	Y	Y
Doron Lamb ('10)	29	21	28*	Y	Y
Jarrod Polson ('10)	NR@	NR@	NR*@		
Stacey Poole, Jr. ('10)	51	33	67*		
Eric Bledsoe ('09)	NR	23	37*		
DeMarcus Cousins ('09)	4	2	3*	Y	Y
Jon Hood ('09)	92	40	46*		
Daniel Orton ('09)	13	22	17*		Y
John Wall ('09)	5	1	2*		Y

Top-10 Players	27	31	31
Top-25 Players	56	57	56
Top-50 Players	69	74	70
McDonald's All-Americans			46
Jordan Brand Classic All-Americans			53

* Scout.com ranking | ~ final ranking in the 2023, 2022, 2017 classes before early enrollment | ^ reclassified after final rankings were released @ originally joined team as walk-on



COACH CALIPARI

UK vs. AP Ranked Foes Under Cal

Record: 73-51 (.589)

vs. No. 13 ALABAMA	Feb. 24, 2024	W, 117-95	at No. 1 Florida	March 8, 2014	L, 84-65
at No. 13 Auburn	Feb. 17, 2024	W, 70-59	vs. No. 3 FLORIDA	Feb. 15, 2014	L, 69-59
vs. No. 5 TENNESSEE	Feb. 3, 2024	L, 103-92	vs. No. 4 LOUISVILLE	Dec. 28, 2013	W, 73-66
vs. No. 9 North Carolina	Dec. 16, 2023	W, 87-83	at No. 18 North Carolina	Dec. 14, 2013	L, 82-77
vs. No. 8 MIAMI	Nov. 28, 2023	W, 95-73	vs. No. 20 Baylor (Dallas)	Dec. 6, 2013	L, 67-62
vs. No. 1 Kansas	Nov. 14, 2023	L, 89-84	vs. No. 2 Mich. State (Chicago)	Nov. 12, 2013	L, 78-74
vs. No. 15 Kansas State	March 19, 2023	L, 75-69	vs. No. 11 FLORIDA	March 9, 2013	W, 61-57
vs. No. 10 TENNESSEE	Feb. 18, 2023	W, 66-54	at No. 7 Florida	Feb. 12, 2013	L, 69-52
vs. No. 9 KANSAS	Jan. 28, 2023	L, 77-68	at No. 16 Ole Miss	Jan. 29, 2013	W, 87-74
at No. 5 Tennessee	Jan. 14, 2023	W, 63-56	at No. 4 Louisville	Dec. 29, 2012	L, 80-77
at No. 7 Alabama	Jan. 7, 2023	L, 78-52	vs. No. 9 Duke (Atlanta)	Nov. 13, 2012	L, 75-68
vs. No. 16 UCLA (New York)	Dec. 17, 2022	L, 63-53	vs. No. 6 Kansas (NCAAT)	April 2, 2012	W, 67-59
at No. 2 Gonzaga	Nov. 20, 2022	L, 88-72	vs. No. 17 Louisville (NCAAT)	March 31, 2012	W, 69-61
vs. No. 9 Tennessee (SECT)	March 12, 2022	L, 69-62	vs. No. 9 Baylor (NCAAT)	March 25, 2012	W, 82-70
at No. 18 Arkansas	Feb. 26, 2022	L, 75-73	vs. No. 16 Indiana (NCAAT)	March 23, 2012	W, 87-71
vs. No. 25 ALABAMA	Feb. 19, 2022	W, 90-81	vs. No. 22 Florida (SECT)	March 10, 2012	W, 74-71
at No. 16 Tennessee	Feb. 15, 2022	L, 76-63	at No. 16 Florida	March 4, 2012	W, 74-59
at No. 5 Kansas	Jan. 29, 2022	W, 80-62	vs. No. 8 FLORIDA	Feb. 7, 2012	W, 78-58
at No. 2 Auburn	Jan. 22, 2022	L, 80-71	vs. No. 4 LOUISVILLE	Dec. 31, 2011	W, 69-62
vs. No. 22 TENNESSEE	Jan. 15, 2022	W, 107-79	vs. No. 5 NORTH CAROLINA	Dec. 3, 2011	W, 73-72
at No. 21 LSU	Jan. 4, 2022	L, 65-60	vs. No. 12 Kansas (New York)	Nov. 15, 2011	W, 75-65
vs. No. 9 Duke	Nov. 9, 2021	L, 79-71	vs. No. 9 UConn (NCAAT)	April 2, 2011	L, 56-55
at No. 19 Tennessee	Feb. 20, 2021	W, 70-55	vs. No. 7 N. Carolina (NCAAT)	March 27, 2011	W, 76-69
vs. No. 11 TENNESSEE	Feb. 6, 2021	L, 82-71	vs. No. 1 Ohio State (NCAAT)	March 25, 2011	W, 62-60
at No. 18 Missouri	Feb. 3, 2021	L, 75-70	vs. No. 22 W. Virginia (NCAAT)	March 19, 2011	W, 71-63
at No. 9 Alabama	Jan. 26, 2021	L, 70-59	vs. No. 12 Florida (SECT)	March 13, 2011	W, 70-54
vs. No. 22 N. Carolina (Cleveland)	Dec. 19, 2020	L, 75-63	vs. No. 21 VANDERBILT	March 1, 2011	W, 68-66
vs. No. 7 Kansas (Indianapolis)	Dec. 1, 2020	L, 65-62	vs. No. 13 FLORIDA	Feb. 26, 2011	W, 76-68
vs. No. 15 AUBURN	Feb. 29, 2020	W, 73-66	at No. 21 Vanderbilt	Feb. 12, 2011	L, 81-77
at No. 17 Auburn	Feb. 1, 2020	L, 75-66	vs. No. 22 Louisville	Dec. 31, 2010	W, 78-63
at No. 18 Texas Tech	Jan. 25, 2020	W, 78-76 ^{OT}	vs. No. 23 Notre Dame (Louisville)	Dec. 8, 2010	W, 72-58
vs. No. 3 LOUISVILLE	Dec. 28, 2019	W, 78-70 ^{OT}	vs. No. 13 Washington (Maui)	Nov. 23, 2010	W, 74-67
vs. No. 5 Ohio State (Las Vegas)	Dec. 21, 2019	L, 71-65	vs. No. 6 West Virginia (NCAAT)	March 27, 2010	L, 73-66
vs. No. 1 Mich. State (New York)	Nov. 5, 2019	W, 69-62	vs. No. 15 Tennessee (SECT)	March 13, 2010	W, 74-45
vs. No. 14 Auburn (NCAAT)	March 31, 2019	L, 77-71 ^{OT}	at No. 19 Tennessee	Feb. 27, 2010	L, 74-65
vs. No. 11 Houston (NCAAT)	March 29, 2019	W, 62-58	at No. 17 Vanderbilt	Feb. 20, 2010	W, 58-56
vs. No. 19 Wofford (NCAAT)	March 23, 2019	W, 62-56	vs. No. 12 TENNESSEE	Feb. 13, 2010	W, 73-62
vs. No. 8 Tennessee (SECT)	March 16, 2019	L, 82-78	vs. No. 25 OLE MISS	Feb. 2, 2010	W, 85-75
at No. 1 Tennessee	March 2, 2019	L, 71-52	vs. No. 21 VANDERBILT	Jan. 30, 2010	W, 85-72
vs. No. 1 TENNESSEE	Feb. 16, 2019	W, 86-69	vs. No. 14 UConn (New York)	Dec. 9, 2009	W, 64-61
vs. No. 19 LSU	Feb. 13, 2019	L, 73-71	vs. No. 10 NORTH CAROLINA	Dec. 5, 2009	W, 68-66
vs. No. 9 KANSAS	Jan. 26, 2019	W, 71-63			
vs. No. 22 MISSISSIPPI STATE	Jan. 22, 2019	W, 76-55			
at No. 14 Auburn	Jan. 19, 2019	W, 82-80			
vs. No. 9 N. Carolina (Chicago)	Dec. 22, 2018	W, 80-72			
vs. No. 4 Duke (Indianapolis)	Nov. 6, 2018	L, 118-84			
vs. No. 13 Tennessee (SECT)	March 11, 2018	W, 77-72			
at No. 10 Auburn	Feb. 14, 2018	L, 76-66			
vs. No. 15 TENNESSEE	Feb. 6, 2018	L, 61-59			
at No. 7 West Virginia	Jan. 27, 2018	W, 83-76			
at No. 23 Tennessee	Jan. 6, 2018	L, 76-65			
vs. No. 4 Kansas (Chicago)	Nov. 14, 2017	L, 65-61			
vs. No. 6 N. Carolina (NCAAT)	March 26, 2017	L, 75-73			
vs. No. 8 UCLA (NCAAT)	March 24, 2017	W, 86-75			
vs. No. 19 Wichita State (NCAAT)	March 19, 2017	W, 65-62			
vs. No. 13 FLORIDA	Feb. 25, 2017	W, 76-66			
at No. 24 Florida	Feb. 4, 2017	L, 88-66			
vs. No. 2 KANSAS	Jan. 28, 2017	L, 79-73			
vs. No. 24 SOUTH CAROLINA	Jan. 21, 2017	W, 85-69			
at No. 10 Louisville	Dec. 21, 2016	L, 73-70			
vs. No. 7 N. Carolina (Las Vegas)	Dec. 17, 2016	W, 103-100			
vs. No. 11 UCLA	Dec. 3, 2016	L, 97-92			
vs. No. 13 Mich. State (New York)	Nov. 15, 2016	W, 69-48			
vs. No. 14 Indiana (NCAAT)	March 19, 2016	L, 73-67			
vs. No. 17 Texas A&M (SECT)	March 13, 2016	W, 82-77			
at No. 4 Kansas	Jan. 30, 2016	L, 90-84			
vs. No. 16 LOUISVILLE	Dec. 27, 2015	W, 75-73			
vs. No. 5 Duke (Chicago)	Nov. 17, 2015	W, 74-63			
vs. No. 3 Wisconsin (NCAAT)	April 4, 2015	L, 71-64			
vs. No. 8 Notre Dame (NCAAT)	March 28, 2015	W, 68-66			
vs. No. 20 W. Virginia (NCAAT)	March 26, 2015	W, 78-39			
vs. No. 21 Arkansas (SECT)	March 15, 2015	W, 78-63			
vs. No. 18 ARKANSAS	Feb. 28, 2015	W, 84-67			
at No. 4 Louisville	Dec. 27, 2014	W, 58-50			
vs. No. 21 NORTH CAROLINA	Dec. 13, 2014	W, 84-70			
vs. No. 6 TEXAS	Dec. 5, 2014	W, 63-51			
vs. No. 5 Kansas (Indianapolis)	Nov. 18, 2014	W, 72-40			
vs. No. 18 UConn (NCAAT)	April 7, 2014	L, 60-54			
vs. No. 12 Wisconsin (NCAAT)	April 5, 2014	W, 74-73			
vs. No. 7 Michigan (NCAAT)	March 30, 2014	W, 75-72			
vs. No. 5 Louisville (NCAAT)	March 28, 2014	W, 74-69			
vs. No. 2 Wichita State (NCAAT)	March 23, 2014	W, 78-76			
vs. No. 1 Florida (SECT)	March 16, 2014	L, 61-60			

Calipari's Record at Kentucky ...

vs. No. 1	3-3	vs. Top 25	73-51
vs. Top 3	5-9	Home	27-8
vs. Top 5	14-15	Away	12-21
vs. Top 10	30-30	Neutral	34-22
vs. Top 15	47-36	SEC Tourney	6-3
vs. Top 20	60-46	NCAA Tourney	17-8

#LaFamilia NBA Awards

NBA Player of the Year		Marcus Camby (2nd)	2005
Derrick Rose	2011		
NBA Rookie of the Year		NBA All-Star Team	
Karl-Anthony Towns	2016	Bam Adebayo	2024
Tyreke Evans	2010	Devin Booker	2024
Derrick Rose	2009	Anthony Davis	2024
		Shai Gilgeous-Alexander	2024
		Tyrese Maxey	2024
NBA Defensive Player of the Year		Julius Randle	2024
Marcus Camby	2007	Karl-Anthony Towns	2024
		Bam Adebayo	2023
NBA Most Improved Player of the Year		De'Aaron Fox	2023
Julius Randle	2021	Shai Gilgeous-Alexander	2023
		Julius Randle	2023
		Devin Booker	2022
NBA Sixth Man of the Year		Karl-Anthony Towns	2022
Tyler Herro	2022	Devin Booker	2021
		Anthony Davis	2021
NBA Clutch Player of the Year		Julius Randle	2021
De'Aaron Fox	2023	Bam Adebayo	2020
		Devin Booker	2020
NBA Cares Community Assist Award		Anthony Davis	2020
Devin Booker	2021	Anthony Davis	2019
D. Cousins (offseason)	2017	Karl-Anthony Towns	2019
John Wall	2016	DeMarcus Cousins	2018
		Anthony Davis	2018
		Karl-Anthony Towns	2018
		John Wall	2018
All-NBA Team		DeMarcus Cousins	2017
Shai Gilgeous-Alexander (1st)	2023	DeMarcus Cousins	2017
De'Aaron Fox (3rd)	2023	Anthony Davis	2017
Julius Randle (3rd)	2023	John Wall	2017
Devin Booker (1st)	2022	DeMarcus Cousins	2016
Karl-Anthony Towns (3rd)	2022	Anthony Davis	2016
Julius Randle (2nd)	2021	John Wall	2016
Anthony Davis (1st)	2020	DeMarcus Cousins	2015
Anthony Davis (1st)	2018	Anthony Davis	2015
Karl-Anthony Towns (3rd)	2018	John Wall	2015
Anthony Davis (1st)	2017	Anthony Davis	2014
John Wall (3rd)	2017	John Wall	2014
DeMarcus Cousins (2nd)	2016	Derrick Rose	2012
Anthony Davis (1st)	2015	Derrick Rose	2011
DeMarcus Cousins (2nd)	2015	Derrick Rose	2010
Derrick Rose (1st)	2012		
Derrick Rose (1st)	2011	All-Star Game MVP	
		Anthony Davis	2017
All-NBA Rookie Team		Rising Stars Challenge MVP	
Immanuel Quickley (2nd)	2021	Jamal Murray	2017
Tyler Herro (2nd)	2020	John Wall	2011
PJ Washington (2nd)	2020	Tyreke Evans	2010
S. Gilgeous-Alexander (2nd)	2019		
Jamal Murray (2nd)	2017	Slam Dunk Contest Winner	
Karl-Anthony Towns (1st)	2016	Hamidou Diallo	2019
Devin Booker (1st)	2016	John Wall	2014
Willie Cauley-Stein (2nd)	2016		
Nerlens Noel (1st)	2015	3-Point Contest Winner	
Anthony Davis (1st)	2013	Karl-Anthony Towns	2022
M. Kidd-Gilchrist (2nd)	2013	Devin Booker	2018
Brandon Knight (1st)	2012		
DeMarcus Cousins (1st)	2011	Skills Challenge Winner	
John Wall (1st)	2011	Bam Adebayo	2020
Eric Bledsoe (2nd)	2011	Karl-Anthony Towns	2016
Tyreke Evans (1st)	2010	Derrick Rose	2009
Derrick Rose (1st)	2010		
Marcus Camby (1st)	1997		
		All-NBA Defensive Team	
		Bam Adebayo (2nd)	2023
		Bam Adebayo (2nd)	2022
		Bam Adebayo (2nd)	2021
		Bam Adebayo (2nd)	2020
		Anthony Davis (1st)	2020
		Eric Bledsoe (2nd)	2020
		Eric Bledsoe (1st)	2019
		Anthony Davis (1st)	2018
		Anthony Davis (2nd)	2017
		Anthony Davis (2nd)	2015
		John Wall (2nd)	2015
		Marcus Camby (1st)	2008
		Marcus Camby (1st)	2007
		Marcus Camby (2nd)	2006



COACH CALIPARI

A “players-first” coach with a penchant for helping people reach their dreams, John Calipari, a Naismith Memorial Basketball Hall of Famer, has guided six teams to the Final Four, led one to a national championship and helped 58 players earn selection in the NBA Draft during his 31-year college coaching career.

Calipari guided Kentucky to its eighth national championship and his first national title in 2012. In becoming only the second coach in NCAA history to lead three different schools to the Final Four, he has racked up more than 800 on-court victories, 23 NCAA Tournament on-court appearances, six Final Fours and numerous national coach of the year honors.

From UMass to Memphis and now Kentucky, Calipari’s career has been successful throughout, but his most recent run in Lexington has been the best stretch of his career. During Calipari’s first 14 seasons at UK, he has led all coaches in NCAA Tournament wins (32), Final Fours (four), Elite Eights (seven) and Sweet 16s (eight).

In 2015, Coach Cal led college basketball’s first ever 38-0 team, and became one of just three coaches to make four Final Fours in a five-year span. At the end of the season, Calipari became the 96th coach to join the Naismith Memorial Basketball Hall of Fame.

While building a program out of obscurity at UMass, laying the foundation at Memphis and restoring luster at the sport’s greatest program at Kentucky, he totaled the second-most wins in NCAA history in the first 20 years of a college coaching career.

Quite honestly, though, Calipari’s on-court success overshadows a much more significant picture.

In his goal to lead a players-first program, he has helped more than 50 young men realize their dreams and reach the NBA level with 56 players earning NBA Draft selections, including a record five first-round draft picks in 2010. Two years later, six Wildcats heard their names called at the 2012 draft, the most in the two-round draft era. UK, with Calipari’s help, would tie those six picks again in 2015, including a record-tying four lottery selections. His four No. 1 overall picks are more than any other coach, and he has had 45 players drafted during his first 13 years at Kentucky, including 34 first-round picks.

Calipari’s players have entered the league NBA-ready. His players have garnered 39 All-Star selections -- all since 2010 -- with Anthony Davis winning the game’s MVP honor in 2017. Derrick Rose was named NBA MVP in 2011. Six of his players have been tabbed All-NBA (11 times), three have been named NBA Rookie of the Year and 15 players from Calipari’s first 12 teams at Kentucky have made the NBA All-Rookie teams. He is the only coach in history to have a player win each of the NBA’s major honors: MVP, Rookie of the Year, Most Improved Player and Sixth Man of the Year.

Much like he did at UMass, where his players graduated at nearly 80%, Calipari has stressed academics. Seventeen of his last 20 seniors at Memphis earned their bachelor’s degrees, and all 23 players at UK who were eligible to graduate by the end of their senior years walked away with a diploma in hand, including five players who earned their degree in just three years. Calipari’s teams routinely have posted a combined team grade-point average of 3.0 or better.

Calipari has raised millions of dollars to help the lives of those in need in the Commonwealth and beyond. He has had a particular passion to assist those impacted by natural disasters. For instance, in 2010, he used a telethon to raise more than \$1 million for victims of the devastating earthquake in Haiti. He followed that up with telethons in 2012, raising \$1 million for victims of Superstorm Sandy, in 2017 for victims of Hurricane Harvey, played a leading role in the “Kentucky United” efforts that generated more than \$5 million for victims of devastating tornadoes in Western Kentucky in 2021, and raised nearly \$4 million with the Kentucky Flood Relief Telethon and open practice at Rupp Arena in 2022.

Calipari launched his foundation in 2012, and since then the foundation has worked with several key partners and donated more than \$1.5 million, a figure that does not include matching funds that have been contributed from individuals and corporations. In 2013, Calipari initiated hosting an annual alumni weekend around his basketball fantasy experience with the intent to raise money for charity. After generating \$350,000 for selected organizations and charities during the inaugural game, the weekend has generated millions of dollars for charity since its inception.

In 2019, when federal workers were without pay due to a government shutdown, he, his wife and his foundation assisted workers with financial help and grocery gift cards. He and his wife, Ellen, teamed up with Fayette County Public Schools to help families in need during the COVID-19 pandemic.

His latest efforts include spearheading the creation of the John McLendon Minority Leadership Initiative, a nationwide coach-driven initiative to provide minorities a jump-start to their careers through practical experiences, opportunities to build their network and instilling the values of John McLendon: integrity, education, leadership and mentorship. Participants in the initiative will be known as MLI Future Leaders.

In 2017, Coach Cal was named the head coach of the 2017 USA Basketball Men’s U19 World Cup Team, which finished third at the 2017 FIBA U19 World Cup in Cairo.

Author of five books, including the New York Times Best Seller “Players First: Coaching from the Inside Out,” Calipari is a master of communication and maximizing talent. He lives by the motto that “it’s never a matter of how far you have fallen, but instead it’s about how high you bounce back.”



BIOGRAPHICAL INFORMATION

Date of Birth: Feb. 10, 1959 | **Wife:** Ellen
Children: Erin, Megan, Brad

Education

Clarion State (1982)

Head Coaching Experience

University of Massachusetts (1989-96)

New Jersey Nets (NBA) (1997-99)

University of Memphis (2001-09)

University of Kentucky (2010-present)

COACHING AWARDS

- 2023 Race Amity Medal of Honor
- 2022 Jefferson Award
- 2022 Conference USA Hall of Fame
- 2021 NABC Guardians of the Game Pillar Award - Inclusion
- NABC District 20 Coach of the Year
- USBWA District IV Coach of the Year
- 2020 SEC Coach of the Year (Coaches)
- 2019 *The Sporting News* Coach of the Decade
- 2018 Naismith Hall of Fame 'Service Above Self' Honoree
- 2018 NABC Metropolitan Award
- 2015 Naismith Memorial Basketball Hall of Fame Inductee
- 2015 AP National Coach of the Year
- 2015 Naismith National Coach of the Year
- 2015 NABC National Coach of the Year
- 2015 The Sporting News National Coach of the Year
- 2015 Adolph Rupp National Coach of the Year
- 2015 SEC Coach of the Year (AP/Coaches)
- 2015 USBWA District IV Coach of the Year
- 2012 Nell & John Wooden Coach of the Year Leadership Award
- 2012 Naismith National Coach of the Year Finalist
- 2012 SEC Coach of the Year (AP/Coaches)
- 2010 Adolph Rupp National Coach of the Year
- 2010 Naismith National Coach of the Year Finalist
- 2010 SEC Coach of the Year (AP)
- 2010 *Sporting News* SEC Coach of the Year
- 2010 Yahoo! Sports SEC Coach of the Year
- 2010 USBWA District IV Coach of the Year
- 2009 NABC National Co-Coach of the Year
- 2009 *Sports Illustrated* National Coach of the Year
- 2009 Phelan National Coach of the Year
- 2009 Iba National Coach of the Year Finalist
- 2009 C-USA Coach of the Year
- 2008 Naismith National Coach of the Year
- 2008 C-USA Coach of the Year
- 2008 Iba National Coach of the Year Finalist
- 2008 Phelan National Coach of the Year Finalist
- 2007 Phelan National Coach of the Year Finalist
- 2007 USBWA District IV Coach of the Year
- 2007 *Basketball Times* South Region Coach of the Year
- 2006 C-USA Coach of the Year
- 2004 NABC District 7 Coach of the Year
- 1996 Naismith National Coach of the Year
- 1996 NABC National Coach of the Year
- 1996 *The Sporting News* National Coach of the Year
- 1996 Atlantic 10 Coach of the Year
- 1995 Naismith National Coach of the Year Finalist
- 1994 Naismith National Coach of the Year Finalist
- 1994 Atlantic 10 Coach of the Year
- 1993 USBWA District I Coach of the Year
- 1993 Atlantic 10 Coach of the Year
- 1992 Eastern Basketball Coach of the Year



CATS IN THE NBA



BAM ADEBAYO (Miami Heat)

- 2020, 2023 and 2024 NBA All-Star is a four-time selection to the All-NBA Defensive Second Team
- In his seventh season with the Miami Heat



DEVIN BOOKER (Phoenix Suns)

- First-team selection to the All-NBA Team in 2022 and a four-time NBA All-Star, including 2024
- In his ninth season with the Phoenix Suns, is the franchise's all-time 3-point leader



BRANDON BOSTON JR. (LA Clippers)

- Second-round pick in the 2021 draft and traded to the Clippers
- Has played in more than 70 career games, averaging 6.7 points and 1.9 boards per outing



ANTHONY DAVIS (LA Lakers)

- NBA Champion in 2020, four-time All-NBA selection, nine-time NBA All-Star and All-Star MVP in 2017
- In his 13th NBA season and the fifth with the Lakers



DE'AARON FOX (Sacramento Kings)

- 2023 NBA All-Star and a third-team All-NBA selection; also the 2023 NBA Clutch Player of the Year
- In his seventh season with the Kings after being drafted fifth overall in 2017



SHAI GILGEOUS-ALEXANDER (OKC Thunder)

- Tabbed a starter for the 2024 NBA All-Star Game
- Named a 2023 All-Star and a first-team All-NBA selection



ASHTON HAGANS (Portland Trail Blazers)

- Began career on a two-way contract with Minnesota Timberwolves following 2020 NBA draft
- Signed two-way contract with the Trail Blazers on Feb. 23



TYLER HERRO (Miami Heat)

- Claimed NBA Sixth Man of the Year honors in 2022
- In his fifth season with the Miami Heat



ISAIAH JACKSON (Indianapolis Pacers)

- Drafted 22nd overall by Indianapolis in 2021
- Played in more than 100 career games and is averaging 7.6 points and 4.3 rebounds per game



KELDON JOHNSON (San Antonio Spurs)

- Signed a four-year, \$80 million extension in August of 2022 with San Antonio
- In his fifth NBA season, all with the Spurs



KEVIN KNOX II (Utah Jazz)

- Ninth overall pick in the 2018 NBA Draft and is in his sixth season
- Traded to the Utah Jazz on Feb. 7, 2024



CHRIS LIVINGSTON (Milwaukee Bucks)

- Drafted 58th overall by the Bucks in the 2023 NBA Draft
- Averaged 6.3 points and 4.3 rebounds per game in one season at UK



TREY LYLES (Sacramento Kings)

- In his ninth season and third with the Kings after being selected 12th overall in 2015
- Averaging 7.8 points and 4.3 boards per game for his career



TYRESE MAXEY (Philadelphia 76ers)

- First-time All-Star selection in 2024
- In his fourth NBA season after being drafted 21st overall by the Sixers in 2020



MALIK MONK (Sacramento Kings)

- Playing in his seventh NBA season and second with the Kings
- Averaged 13.5 points per game in his first year with the Kings, helping the team to the postseason



JAMAL MURRAY (Denver Nuggets)

- 2023 NBA Champion, averaged 21.4 points and 10.0 assists per game in the title series
- In his seventh season after being selected seventh overall by the Nuggets in 2016



IMMANUEL QUICKLEY (Toronto Raptors)

- In his fourth NBA season after being selected 25th in 2020, traded to the Raptors on Dec. 31
- Was the runner-up for the NBA Sixth Man of the Year award in 2023



JULIUS RANDLE (New York Knicks)

- The 2021 NBA Most Improved Player is three-time All-Star, and two-time All-NBA selection
- In his 10th NBA season and the fifth with the Knicks



NICK RICHARDS (Charlotte Hornets)

- In his fourth NBA seasons with the Charlotte Hornets
- Signed a three-year extension with the franchise this offseason



OLIVIER SARR (Oklahoma City Thunder)

- In his third NBA season after signing as an undrafted free agent
- Has appeared in 35 career games and is averaging 5.6 points and 4.1 boards per game



SHAEDON SHARPE (Portland Trail Blazers)

- Drafted seventh overall by the Blazers in the 2022 NBA Draft
- Notching career averages of 10.5 points and 3.1 rebounds per game



JACOB TOPPIN (New York Knicks)

- Signed a two-way deal as an undrafted free agent in 2023 with the Knicks
- Played in more than 100 collegiate games and averaged a career-best 12.4 points per game in '23



KARL-ANTHONY TOWNS (Minnesota Timberwolves)

- NBA Rookie of the Year in 2016, four-time NBA All-Star and two-time All-NBA Third Team selection
- In his ninth NBA season after being the No. 1 overall selection in 2015



OSCAR TSHIEBWE (Indiana Pacers)

- Earned a two-way contract with the Pacers after going undrafted
- Unanimous 2022 National Collegiate Player of the Year



JARRED VANDERBILT (LA Lakers)

- Selected 41st overall in 2018, in his seventh NBA season
- Averaging 6.2 points and 6.6 rebounds per game for his career



CASON WALLACE (Oklahoma City Thunder)

- Drafted 10th overall in the 2023 NBA Draft by the Mavericks and then traded to the Thunder
- Averaged 11.7 points and 4.3 assists per game in one season at Kentucky



PJ WASHINGTON JR. (Dallas Mavericks)

- In his fifth season with Charlotte after being picked 12th overall in 2019
- Traded from Charlotte Hornets to Dallas Mavericks on Feb. 8, 2024



TYTY WASHINGTON JR. (Milwaukee Bucks)

- Taken 29th overall by the Grizzlies in 2022, signed a two-way deal with the Bucks this offseason
- Played in more than 30 games as a rookie and is averaging 4.6 points and 1.5 assists per game

Player Spotlight



Oklahoma City Thunder guard Shai Gilgeous-Alexander may want to think about changing his number. In what is one of the more obscure stats in the league, SGA has scored exactly 31 points a whopping 11 times this season, an NBA single-season record.

The latest 31-point outing came last Thursday against the San Antonio Spurs, Gilgeous-Alexander's fourth game scoring exactly 31 points in the month of February.

The Kentucky product is averaging, of course, 31.2 points per game in 2023-24, ranking second in the NBA.



Scan for updated stats, news and more on each player ...



COACH CALIPARI

NCAA DIVISION I ACTIVE WINNINGEST COACHES

(On-court by percentage - min. 10 yrs. at Division I level entering the 2023-24 season)

NO.	COACH/TEAM	YRS.	PCT.
1.	Mark Few	24	.836
2.	Bill Self	29	.769
3.	John Calipari	31	.767
4.	Rick Pitino	35	.740
5.	Sean Miller	18	.730

SINCE 2005-06 ...

Since the 2005-06 season, John Calipari's on-court record ranks him as one of the winningest coaches. Totals as of March 2, 2024.

	COACH	RECORD
1.	Bill Self	558-124
2.	Mark Few	554-104
3.	John Calipari	545-135
4.	Mike Krzyzewski	481-122
5.	Tom Izzo	470-196

MISCELLANEOUS ON-COURT RECORDS

Overall On-Court Record:853-261 (.766)
 March/April Record:170-58 (.746)
 NCAAAT Record:57-21 (.731)
 Record in Conference Games:404-131 (.755)
 Record in Conference Tournament:58-15 (.795)

- Calipari owns the NCAA's most single-season wins with 38, tying his own record (Memphis in '08 and UK in '12) in 2015 with 38 wins. He owns the most single-season wins at UMass, Memphis and UK
- Calipari is the winningest coach in NCAA Division I history for a five-year span with 173 victories (2008-12)
- Calipari is the first coach in NCAA Division I history to record five straight on-court 30-win seasons. Memphis hit the 30-win plateau from 2006-09
- Calipari is one of only two coaches (Rick Pitino) to lead three different schools to a Final Four
- Calipari is one of only three coaches (John Wooden, Mike Krzyzewski) to go to four Final Fours in five seasons
- Calipari has advanced to the Sweet Sixteen in 12 of the last 16 NCAA Tournaments and the Elite Eight in 10 of the last 16
- Calipari started with a 54-0 record in Rupp Arena as head coach of the Wildcats
- Calipari has helped 45 players earn selection in the NBA Draft (34 first-round picks) over the last 13 seasons
- Calipari has more wins (327) in a 10-year period (2006-15) than any other coach in college basketball history
- Calipari is the eighth-fastest NCAA Division I men's basketball coach to reach 400 victories at a single school
- Calipari's 31 combined regular season and tournament league titles trail only Mark Few (41) of Gonzaga for the most among active coaches
- Calipari is the fourth-fastest coach to 800 on-court wins, behind Adolph Rupp, Roy Williams and Dean Smith
- Calipari has the second-most wins in school history, behind only Adolph Rupp
- Calipari's 32 NCAA Tournament wins are the most in school history. Rupp had 30

CAL IN CONFERENCE

SEC COACHES	CONFERENCE CHAMPIONSHIPS	Tournament Championships	NCAA Tournament Appearances
Nate Oats, Alabama	5	5	6
Eric Musselman, Arkansas	3	1	6
Bruce Pearl, Auburn	8	3	21
Todd Golden, Florida	0	0	1
Mike White, Georgia	3	0	4
John Calipari, Kentucky	16	15	22
Matt McMahon, LSU	4	3	3
Chris Beard, Ole Miss	2	1	5
Chris Jans, Mississippi State	4	3	4
Dennis Gates, Missouri	2	2	2
Lamont Paris, South Carolina	1	1	1
Rick Barnes, Tennessee	4	2	27
Buzz Williams, Texas A&M	1	0	9
Jerry Stackhouse, Vanderbilt	0	0	0
TOTALS	53	36	111

CALIPARI VS. ALL OPPONENTS

Abilene Christian1-0	Fort Wayne1-0	Mount St. Mary's2-0	Southern Miss15-4
Alabama20-7	Furman1-0	Murray State1-0	Southwest Texas St.1-0
Albany2-0	George Mason1-0	Nevada1-0	St. Bonaventure17-1
Arizona1-1	George Washington8-9	New Hampshire5-0	St. John's1-0
Arizona State2-1	Georgetown2-1	New Mexico1-0	St. Joseph's16-5
Arkansas16-9	Georgia22-4	New Mexico State1-0	St. Mary's1-0
Arkansas-Little Rock3-0	Georgia Tech2-2	New Orleans1-0	St. Peter's1-0
Arkansas-Pine Bluff1-0	Gonzaga4-2	NJIT1-0	Stanford3-2
Arkansas State4-0	Grand Canyon1-0	North Carolina9-4	Stephen F. Austin1-0
Auburn15-6	Hampton1-0	North Carolina State1-0	Stonehill1-0
Austin Peay6-1	Hartford2-0	North Dakota1-0	Stony Brook1-0
Baylor1-2	Harvard2-0	North Florida2-0	Syracuse3-2
Bellarmine1-0	High Point1-0	North Texas1-0	TCU7-1
Belmont2-0	Hofstra1-0	Northeastern3-1	Temple13-11
Boise State1-0	Holy Cross4-1	Northern Kentucky2-0	Tennessee21-16
Boston7-1	Houston17-3	Northwestern State1-0	Tennessee State1-0
Boston College2-0	Howard2-0	Notre Dame2-3	Tennessee Tech1-0
Bradley1-0	Illinois1-1	Oakland1-0	Texas2-2
Bucknell1-0	Illinois State2-0	Ohio1-0	Texas A&M12-4
Buffalo3-0	Indiana3-2	Ohio State1-3	Texas A&M-Commerce1-0
BYU1-0	Iowa0-1	Oklahoma5-1	Texas Tech1-0
Cal State Northridge1-0	Iowa State2-0	Oklahoma State0-2	Towson State1-0
Canisius1-0	Jackson State2-0	Old Dominion2-0	Troy1-0
Central Conn. St.2-0	Kansas5-9	Ole Miss19-5	Tulane16-0
Central Michigan1-0	Kansas State2-2	Oral Roberts1-0	Tulsa11-1
Charlotte2-3	Keene State1-0	Oregon State1-0	UAB15-3
Chattanooga2-0	Kentucky2-4	Penn4-0	UCF5-0
Christian Brothers2-0	La Salle3-0	Penn State4-4	UCLA4-5
Cincinnati6-7	Lafayette (Pa.)1-0	Pepperdine1-0	UIC1-0
Cleveland State4-0	Lamar5-0	Pittsburgh2-1	UNC Asheville2-0
Coastal Carolina1-0	LIU-Brooklyn1-0	Portland3-0	UNC Greensboro2-0
Colorado1-1	Lipscomb1-0	Princeton2-0	UNC Wilmington1-1
Colorado State0-1	Long Beach State1-0	Providence4-1	USF10-1
Columbia1-0	Louisiana Tech1-1	Purdue2-1	Utah2-2
Connecticut2-5	Louisville19-8	Radford1-0	Utah Valley2-0
Coppin State1-0	Loyola1-0	Rhode Island16-2	UTEP5-0
Cornell1-0	Lowell2-1	Rice4-0	UT Arlington3-0
Dartmouth1-0	LSU15-5	Richmond1-1	UT Martin5-0
Davidson1-0	Manhattan2-0	Rider1-0	Valparaiso1-0
Dayton1-0	Marist2-0	Robert Morris2-1	Vanderbilt26-6
DePaul4-2	Marquette3-1	Rutgers11-4	Vermont3-0
Detroit1-0	Marshall7-0	Saint Louis4-3	Villanova2-0
Drexel2-0	Maryland5-3	Saint Peter's0-1	Virginia0-1
Duke1-4	Massachusetts1-0	Sam Houston State1-0	Virginia Tech3-0
Duquesne13-4	Memphis1-0	Samford3-0	VMI1-0
East Carolina7-0	Miami (Fla.)1-1	Santa Clara1-0	Wake Forest2-1
East Tennessee State4-0	Miami (Ohio)2-0	Savannah State1-0	Washington1-0
Eastern Kentucky4-0	Michigan2-0	Seton Hall1-1	West Virginia13-7
Eastern Michigan2-0	Michigan State3-2	Siena4-0	Western Kentucky3-0
Evansville0-1	Middle Tennessee3-0	SMU7-0	Wichita State2-0
Fairfield1-0	Milwaukee1-0	South Carolina16-6	Winthrop3-0
Fairleigh Dickinson1-0	Mississippi State20-1	South Carolina State1-0	Wisconsin1-1
Florida25-10	Mississippi Valley St.1-0	Southern1-0	Wofford2-0
Florida A&M1-0	Missouri12-5	Southern Cal2-0	Wright State1-0
Florida State1-1	Monmouth2-0	South Connecticut1-0	Xavier2-2
Florida Tech0-1	Montana State1-0	Southeastern Louisiana3-0	Yale2-0
Fordham5-0	Morehead State3-0	Southern Illinois1-0	



INDIVIDUAL GAME RECORDS CALERA

MOST POINTS**

Pts.	Player vs. Opponent	Date
47	Malik Monk vs. North Carolina	12/17/16
39	De'Aaron Fox vs. UCLA	3/24/17
37	Antonio Reeves at Arkansas	3/4/23
37	Oscar Tshiebwe vs. GEORGIA	1/17/23
37	Malik Monk vs. GEORGIA	1/31/17
35	Rob Dillingham vs. TENNESSEE	2/3/24
35	Jamal Murray vs. FLORIDA	2/6/16
35	Terrence Jones vs. AUBURN	1/11/11
34	Kevin Knox at West Virginia	1/27/17
34	Malik Monk at Ole Miss	12/29/16
33	Malik Monk vs. FLORIDA	2/25/17
33	Jamal Murray at Vanderbilt	2/27/16
33	Malik Monk vs. Ohio State	12/19/15
32	Reed Sheppard at Mississippi State	2/27/24
32	Doron Lamb vs. WINTHROP	12/22/10

SEC: 37, Antonio Reeves at Arkansas, 3/4/23

Postseason: 39, De'Aaron Fox vs. UCLA, 3/24/17

SEC Tourney: 30, Tyler Ulis vs. Texas A&M, 3/13/16

NCAA Tourney: 39, De'Aaron Fox vs. UCLA, 3/24/17

Rupp Arena: 37, Oscar Tshiebwe vs. GEORGIA, 1/17/23

Road: 37, Antonio Reeves at Arkansas, 3/4/23

Neutral: 47, Malik Monk vs. North Carolina, 12/17/16

Ranked Opp.: 47, Malik Monk vs. North Carolina, 12/17/16

Freshman: 47, Malik Monk vs. North Carolina, 12/17/16

Sophomore: 30, Immanuel Quickley at Texas A&M, 2/25/20

Junior: 30, Oscar Tshiebwe vs. Saint Peter's, 3/17/22

Senior: 37, Antonio Reeves at Arkansas, 3/4/23

Graduate: 25, Kellan Grady vs. ALABAMA, 2/19/22

Opener: 26, Tyrese Maxey vs. Michigan State, 11/5/19

SEC Opener: 34, Malik Monk at Ole Miss, 12/29/16

MOST POINTS IN AN SEC GAME

Pts.	Player vs. Opponent	Date
37	Antonio Reeves at Arkansas	3/4/23
37	Oscar Tshiebwe vs. GEORGIA	1/17/23
37	Malik Monk vs. GEORGIA	1/31/17
35	Rob Dillingham vs. TENNESSEE	2/3/24
35	Jamal Murray vs. FLORIDA	2/6/16
35	Terrence Jones vs. AUBURN	1/11/11
34	Malik Monk at Ole Miss	12/29/16
33	Malik Monk vs. FLORIDA	2/25/17
33	Jamal Murray at Vanderbilt	2/27/16
32	Reed Sheppard at Mississippi State	2/27/24

MOST POINTS IN A HALF

Pts.	Player vs. Opponent	Date
30	Malik Monk ² vs. FLORIDA	2/25/17
27	Malik Monk ² vs. North Carolina	12/17/16
27	Jamal Murray ² vs. Ohio State	12/19/15
25	Nick Richards ² vs. MISSISSIPPI STATE	2/4/20
24	De'Aaron Fox ² vs. UCLA	3/24/17
24	Malik Monk ² at Ole Miss	12/29/16
23	Reed Sheppard ² at Mississippi State	2/27/24
23	Oscar Tshiebwe ² vs. GEORGIA	1/17/23
23	Malik Monk ² vs. GEORGIA	1/31/17
23	Julius Randle ² vs. Michigan State	11/12/13

1 - First Half; 2 - Second Half

MOST POINTS OFF THE BENCH

Pts.	Player vs. Opponent	Date
35	Rob Dillingham vs. TENNESSEE	2/3/24
35	Terrence Jones vs. AUBURN	1/11/11
32	Reed Sheppard at Mississippi State	2/27/24
32	Doron Lamb vs. WINTHROP	12/22/10
28	PJ Washington vs. Auburn	3/31/19
27	Antonio Reeves at Ole Miss	1/31/23
27	Malik Monk vs. VANDERBILT	2/28/17
26	Tyrese Maxey vs. Michigan State	11/5/19
26	Kyle Wiltjer at Ole Miss	1/29/13
25	Reed Sheppard vs. STONEHILL	11/17/23

MOST 3-POINTERS MADE

3s	Player vs. Opponent	Date
8	Immanuel Quickley at Texas A&M	2/25/20
8	Malik Monk vs. North Carolina	12/17/16
8	Jamal Murray vs. FLORIDA	2/6/16
8	Eric Bledsoe vs. ETSU	3/18/10
7	Reed Sheppard vs. STONEHILL	11/17/23
7	Kellan Grady vs. ALABAMA	2/19/22
7	Kellan Grady vs. HIGH POINT	12/31/21
7	Dontaie Allen at Mississippi State	1/2/21
7	Wenyan Gabriel vs. Alabama	3/10/18
7	Malik Monk vs. GEORGIA	1/31/17
7	Malik Monk vs. Michigan State	11/15/16
7	Derek Willis vs. TENNESSEE	2/18/16
7	Jamal Murray vs. Ohio State	12/19/15
7	Kyle Wiltjer vs. LIPSCOMB	12/15/12
7	Kyle Wiltjer vs. LAFAYETTE	11/16/12
7	Doron Lamb vs. WINTHROP	12/22/10

MOST FREE THROWS

Fts	Player vs. Opponent	Date
14	Olivier Sarr vs. VANDERBILT	1/5/21
14	Immanuel Quickley vs. MISSISSIPPI STATE	2/4/20
14	Tyler Ulis at Arkansas	1/21/16
13	Oscar Tshiebwe vs. GEORGIA	1/17/23
13	Nick Richards vs. MISSISSIPPI STATE	2/4/20
13	Keldon Johnson vs. TENNESSEE STATE	11/23/18
13	De'Aaron Fox vs. UCLA	3/24/17
13	Julius Randle at Ole Miss	2/18/14
13	Julius Randle vs. BELMONT	12/21/13

MOST REBOUNDS**

Rebs	Player vs. Opponent	Date
28	Oscar Tshiebwe vs. WESTERN KENTUCKY	12/22/21
25	Oscar Tshiebwe vs. Providence	3/17/23
24	Oscar Tshiebwe vs. GEORGIA	1/17/23
22	Oscar Tshiebwe vs. MISSISSIPPI STATE	1/25/22
20	Oscar Tshiebwe vs. VANDERBILT	3/1/23
20	Oscar Tshiebwe vs. MISSOURI	12/29/21
20	Oscar Tshiebwe vs. ROBERT MORRIS	11/12/21
20	Oscar Tshiebwe vs. Duke	11/9/21
19	Oscar Tshiebwe at Missouri	12/28/22
19	Oscar Tshiebwe vs. FLORIDA	2/12/22
19	Nick Richards vs. SOUTHERN ILLINOIS	11/9/18
19	Michael Kidd-Gilchrist vs. LOUISVILLE	12/31/11
18	Oscar Tshiebwe vs. Kansas State	3/19/23
18	Oscar Tshiebwe vs. Michigan State	11/15/22
18	Oscar Tshiebwe at Arkansas	2/26/22
18	PJ Washington vs. VMI	11/18/18
18	Bam Adebayo vs. Northern Kentucky	3/17/17
18	Anthony Davis vs. CHATTANOOGA	12/17/11
18	DeMarcus Cousins vs. LOUISVILLE	1/2/10
18	Patrick Patterson vs. RIDER	11/21/09
18	DeMarcus Cousins vs. SAM HOUSTON ST.	11/19/09

SEC: 24, Oscar Tshiebwe vs. GEORGIA, 1/17/23

Postseason: 25, Oscar Tshiebwe vs. Providence, 3/17/23

SEC Tourney: 16, Julius Randle vs. LSU, 3/14/14

NCAA Tourney: 25, Oscar Tshiebwe vs. Providence, 3/17/23

Rupp Arena: 28, Oscar Tshiebwe vs. WESTERN KENTUCKY, 12/22/21

Road: 19, Oscar Tshiebwe, at Missouri, 12/28/22

Neutral: 25, Oscar Tshiebwe vs. Providence, 3/17/23

Ranked Opp.: 20, Oscar Tshiebwe vs. Duke, 11/9/21

Freshman: 19, M. Kidd-Gilchrist vs. LOUISVILLE, 12/31/11

Sophomore: 19, Nick Richards vs. SOUTHERN ILLINOIS, 11/9/18

Junior: 28, Oscar Tshiebwe vs. WESTERN KENTUCKY, 12/22/21

Senior: 25, Oscar Tshiebwe vs. Providence, 3/17/23

Graduate: 14, Tre Mitchell vs. MISSOURI, 1/9/24

Opener: 20, Oscar Tshiebwe vs. Duke, 11/9/21

SEC Opener: 20, Oscar Tshiebwe vs. MISSOURI, 12/29/21

MOST OFFENSIVE REBOUNDS

Rebs	Player vs. Opponent	Date
12	Oscar Tshiebwe vs. Duke	11/9/21
11	Oscar Tshiebwe vs. Providence	3/17/23
11	Oscar Tshiebwe vs. Vanderbilt	3/10/23
11	Oscar Tshiebwe vs. GEORGIA	1/17/23
10	Oscar Tshiebwe vs. VANDERBILT	3/1/23
10	Oscar Tshiebwe vs. FLORIDA	2/12/22
10	Oscar Tshiebwe vs. ROBERT MORRIS	11/12/21
9	Ugonna Oyeniso vs. FLORIDA	1/31/24
9	Oscar Tshiebwe vs. Kansas State	3/19/23
9	Oscar Tshiebwe at Missouri	12/28/22
9	Nick Richards vs. SOUTHERN ILLINOIS	11/9/18
9	Willie Cauley-Stein vs. ARKANSAS	2/27/14
9	DeMarcus Cousins vs. OLE MISS	2/2/10
9	Patrick Patterson vs. RIDER	11/21/09

MOST DEFENSIVE REBOUNDS

Rebs	Player vs. Opponent	Date
23	Oscar Tshiebwe vs. WESTERN KENTUCKY	12/22/21
15	Oscar Tshiebwe vs. MISSISSIPPI STATE	1/25/22
15	Terrence Jones vs. Notre Dame	12/8/10
14	Oscar Tshiebwe vs. Providence	3/17/23
14	Keldon Johnson vs. AUBURN	2/23/19
14	DeMarcus Cousins vs. LOUISVILLE	1/2/10
13	Oscar Tshiebwe vs. GEORGIA	1/17/23
13	Oscar Tshiebwe vs. VANDERBILT	2/2/22
13	Oscar Tshiebwe vs. MISSOURI	12/29/21
13	Anthony Davis vs. LSU	3/9/12
13	Michael Kidd-Gilchrist vs. LOUISVILLE	12/31/11
13	Anthony Davis vs. CHATTANOOGA	12/17/11
13	Terrence Jones vs. Washington	11/23/10

MOST ASSISTS**

Assts.	Player vs. Opponent	Date
17	TyTy Washington Jr. vs. GEORGIA	1/8/22
16	John Wall vs. HARTFORD	12/29/09
14	Sahvir Wheeler vs. NORTH FLORIDA	11/26/21
14	Tyler Ulis vs. LSU	3/5/16
14	John Wall vs. UNC Asheville	11/30/09
12	Sahvir Wheeler vs. ROBERT MORRIS	11/21/21
12	Ashton Hagans vs. UAB	11/29/19
12	Ashton Hagans vs. Tennessee	3/16/19
12	De'Aaron Fox vs. STEPHEN F. AUSTIN	11/11/16
12	Tyler Ulis at South Carolina	2/13/16

SEC: 17, TyTy Washington Jr. vs. GEORGIA, 1/8/22

Postseason: 12, Ashton Hagans vs. Tennessee, 3/16/19

SEC Tourney: 12, Ashton Hagans vs. Tennessee, 3/16/19

NCAA Tourney: 11, John Wall vs. ETSU, 3/18/10

Rupp Arena: 17, TyTy Washington Jr. vs. GEORGIA, 1/8/22

Road: 12, Tyler Ulis, at South Carolina, 2/13/16

Neutral: 12, Ashton Hagans vs. Tennessee, 3/16/19

Ranked Opp.: 12, Ashton Hagans vs. Tennessee, 3/16/19

Freshman: 17, TyTy Washington Jr. vs. GEORGIA, 1/8/22

Sophomore: 14, Tyler Ulis vs. LSU, 3/5/16

Junior: 14, Sahvir Wheeler vs. NORTH FLORIDA, 11/26/21

Senior: 11, Sahvir Wheeler vs. DUQUESNE, 11/11/22

Graduate: 10, Julius Mays vs. LAFAYETTE, 11/16/12

Opener: 12, De'Aaron Fox vs. STEPHEN F. AUSTIN, 11/11/16

SEC Opener: 11, Isaiah Briscoe at Ole Miss, 12/29/16

MOST POINTS-REBOUNDS-ASSISTS

P-R-A	Player vs. Opponent	Date
62 (37-24-1)	Oscar Tshiebwe vs. GEORGIA	1/17/23
50 (30-18-2)	Oscar Tshiebwe at Arkansas	2/26/22
49 (47-0-2)	Malik Monk vs. North Carolina	12/17/16
48 (30-16-2)	Oscar Tshiebwe vs. Saint Peter's	3/17/22
48 (27-19-2)	Oscar Tshiebwe vs. FLORIDA	2/12/22
47 (29-17-1)	Oscar Tshiebwe vs. GEORGIA	1/8/22
47 (27-17-3)	Terrence Jones vs. Notre Dame	12/8/10
46 (29-13-4)	PJ Washington vs. Seton Hall	12/8/18
46 (39-3-4)	De'Aaron Fox vs. UCLA	3/24/17
45 (29-13-3)	Terrence Jones vs. Oklahoma	11/22/10
45 (27-18-0)	DeMarcus Cousins vs. S. HOUSTON	11/19/09
44 (32-5-7)	Reed Sheppard at Mississippi St.	2/27/24
44 (30-13-1)	Oscar Tshiebwe at Vanderbilt	1/11/22
44 (25-18-1)	Oscar Tshiebwe vs. Kansas State	3/19/23
44 (21-22-1)	Oscar Tshiebwe vs. MISS. STATE	1/25/22
44 (24-19-1)	M. Kidd-Gilchrist vs. LOUISVILLE	12/31/11

MOST MINUTES WITHOUT A TURNOVER

Mins.	Player vs. Opponent	Date
44	Reid Travis vs. Auburn	3/31/19
44	Darius Miller at Arkansas	2/23/11
41	Tre Mitchell vs. SAINT JOSEPH'S	11/20/23
41	Aaron Harrison vs. LSU	2/22/14
40	Kellan Grady vs. Saint Peter's	3/17/22
40	Jacob Toppin vs. ALABAMA	2/19/22
40	Tyler Ulis vs. Duke	11/17/15
40	Aaron Harrison vs. OLE MISS	1/6/15
40	Alex Poythress vs. MISSOURI	2/23/13

MOST BLOCKED SHOTS**

Blks.	Player vs. Opponent	Date
12	Nerlens Noel at Ole Miss	1/29/13
10	Ugonna Oyeniso vs. OLE MISS	2/13/24
9	Willie Cauley-Stein vs. BOISE STATE	12/10/13
9	Willie Cauley-Stein vs. Providence	1/12/13
8	Ugonna Oyeniso vs. FLORIDA	1/31/24
8	Isaiah Jackson vs. Kansas	12/1/20
8	Nerlens Noel at Alabama	1/22/13
8	Anthony Davis at South Carolina	2/4/12
8	Anthony Davis vs. ST. JOHN'S	12/1/11

SEC: 12, Nerlens Noel at Ole Miss, 1/29/13

Postseason: 7, Anthony Davis vs. Western Kentucky, 3/15/12

SEC Tourney: 6, Anthony Davis vs. LSU, 3/11/12

NCAA Tourney: 7, Anthony Davis vs. Western Kentucky, 3/15/12

Rupp Arena: 10, Ugonna Oyeniso vs. OLE MISS, 2/13/24

Road: 12, Nerlens Noel at Ole Miss, 1/29/13

Neutral: 8, Isaiah Jackson vs. Kansas, 12/1/20

Ranked Opp.: 12, Nerlens Noel at Ole Miss, 1/29/13

Freshman: 12, Nerlens Noel at Ole Miss, 1/29/13

Sophomore: 10, Ugonna Oyeniso vs. OLE MISS, 2/13/24

Junior: 7, Nick Richards vs. LAMAR, 11/24/19

Senior: 6, Josh Harrellson vs. PENN., 1/3/11

Graduate: 4, Tre Mitchell vs. SAINT JOSEPH'S, 11/20/23

Opener: 5, Anthony Davis vs. MARIST, 11/11/11

SEC Opener: 7, Anthony Davis vs. SOUTH CAROLINA, 1/7/12

MOST STEALS**

Stls.	Player vs. Opponent	Date
8	Cason Wallace vs. Michigan State	11/15/22
8	Ashton Hagans vs. North Carolina	12/22/18
6	Tyler Ulis vs. OLE MISS	1/2/16
6	Willie Cauley-Stein vs. GEORGIA	1/25/14
6	Nerlens Noel vs. BAYLOR	12/1/12
6	John Wall vs. UConn	12/9/09
6	John Wall vs. UNC Asheville	11/30/09
5	Reed Sheppard at LSU	2/21/24
5	Reed Sheppard at Auburn	2/17/24
5	Reed Sheppard vs. OLE MISS	2/13/24
5	Reed Sheppard at Vanderbilt	2/6/24
5	Reed Sheppard vs. SAINT JOSEPH'S	11/20/23
5	Cason Wallace vs. KANSAS	1/28/23
5	Ashton Hagans vs. TEXAS A&M	1/8/19
5	Tyler Herro vs. MONMOUTH	11/28/18
5	Tyler Herro vs. NORTH DAKOTA	11/14/18
5	Shai Gilgeous-Alexander vs. Davidson	

TEAM GAME RECORDS CAL ERA

MOST FIELD GOALS

FGs.	Opp.	Date
46	MARIST	11/11/11
45	MARSHALL	11/24/23
44	vs. Arizona State	11/28/16
44	AUBURN	2/21/15
42	UIC	11/26/17
42	LIU BROOKLYN	11/23/12
41	ALABAMA	2/24/24
41	at Vanderbilt	2/6/24
41	UT MARTIN	11/25/16
41	HARTFORD	12/29/09

FEWEST FIELD GOALS

FGs.	Opp.	Date
14	at Tennessee	3/2/19
14	at South Carolina	3/1/14
16	vs. Kansas State	3/22/18
16	ALABAMA	3/4/14
17	GEORGIA	12/31/17
17	LOUISVILLE	12/31/11
17	at Auburn	2/12/14
18	vs. LSU	3/9/12
18	vs. Vanderbilt	3/15/13
18	vs. Florida	3/16/14
18	vs. UConn	4/7/14
18	at Texas A&M	1/10/15
18	at South Carolina	1/24/15

MOST FIELD-GOAL ATTEMPTS

FGs.	Opp.	Date
84	vs. Arizona State	11/28/16
80	UCLA	12/3/16
78	FLORIDA	1/31/24
78	NORTH FLORIDA	11/26/21
77	vs. Duke	11/9/21
77	at Mississippi State	1/2/21
77	ARKANSAS	1/23/10
76	at Texas A&M	1/13/24
76	vs. Kansas	11/14/23
76	ARKANSAS	2/27/14

FEWEST FIELD-GOAL ATTEMPTS

FGs.	Opp.	Date
39	at South Carolina	1/24/15
40	at Robert Morris	3/19/13
41	ALABAMA	1/31/15
41	TENNESSEE	1/31/12
42	ARKANSAS	2/26/19
42	at Missouri	2/19/19
42	vs. Kansas State	3/22/18
42	vs. Alabama	3/10/18
42	FLORIDA	2/15/14
42	vs. Providence	12/1/13
42	vs. LSU	3/9/12
42	vs. Cleveland State	11/24/09

HIGHEST FIELD-GOAL PCT.

Pct.	Opp.	Date
.679	TENNESSEE	1/15/22
.677	LIU BROOKLYN	11/23/12
.667	UIC	11/26/17
.647	AUBURN	2/21/15
.645	LAFAYETTE	11/16/12
.643	vs. Alabama	3/10/18
.643	vs. Providence	12/1/13
.639	STONEHILL	11/17/23
.631	ALABAMA	2/24/24
.619	GEORGIA	1/20/24
.614	SOUTH CAROLINA	2/5/13
.613	MARIST	11/11/11

LOWEST FIELD-GOAL PCT.

Pct.	Opp.	Date
.269	at South Carolina	3/1/14
.281	at Texas A&M	1/10/15
.288	at Alabama	1/7/23
.296	BAYLOR	12/1/12
.298	LOUISVILLE	12/31/11
.309	at Auburn	2/12/14
.313	at Missouri	2/3/18
.315	GEORGIA	12/31/17
.318	at Tennessee	3/2/19
.322	VANDERBILT	3/1/23

MOST FREE THROWS

FTs.	Opp.	Date
35	vs. Indiana	3/23/12
34	ARKANSAS	3/2/24
33	at South Carolina	3/1/14
32	LOUISVILLE	12/31/11
31	MISSISSIPPI STATE	2/4/20
31	UTAH VALLEY	11/18/19
31	MOREHEAD STATE	11/21/12
31	INDIANA	12/11/10

FEWEST FREE THROWS

FTs.	Opp.	Date
1	at Vanderbilt	1/24/23
3	at Mississippi State	1/2/21
3	ETSU	11/17/17
4	HIGH POINT	12/31/21
4	NOTRE DAME	12/12/20
4	vs. UConn	4/2/11
4	VANDERBILT	1/23/16
5	vs. Penn	12/9/23
5	at Alabama	1/7/23
5	vs. UCLA	12/17/22
5	vs. Georgia	3/9/18

MOST FREE-THROW ATTEMPTS

FTs.	Opp.	Date
48	UNC ASHEVILLE	11/8/13
46	ILLINOIS STATE	11/30/15
44	vs. Baylor	3/25/12
44	INDIANA	12/11/10
43	at North Carolina	12/14/13
43	LOUISVILLE	12/31/11

FEWEST FREE-THROW ATTEMPTS

FTs.	Opp.	Date
2	at Vanderbilt	1/24/23
6	NOTRE DAME	12/12/20
6	VANDERBILT	1/23/16
7	GEORGIA	1/8/22
7	vs. Duke	11/9/21
8	STONEHILL	11/17/23
8	at Alabama	17/23
8	HIGH POINT	12/31/21
8	vs. MT. ST. MARY'S	11/16/21
8	at Mississippi State	1/2/21

HIGHEST FREE-THROW PCT.

Pct.	Opp.	Date
1.000	at LSU	2/21/24
1.000	at Vanderbilt	2/6/24
1.000	FLORIDA	2/22/20
1.000	FLORIDA	2/7/12
1.000	AUSTIN PEAY	12/19/09
.960	at Vanderbilt	2/17/20
.958	TENNESSEE	1/18/14
.955	at Florida	2/7/15
.952	TENNESSEE	1/15/22
.946	vs. Indiana	3/23/12
.941	OHIO	11/19/21
.933	AUBURN	2/25/23

min. 10 attempts

LOWEST FREE-THROW PCT.

Pct.	Opp.	Date
.200	ETSU	11/17/17
.333	vs. UConn	4/2/11
.385	vs. UCLA	12/17/22
.391	ETSU	11/12/10
.412	vs. Wake Forest	3/20/10
.435	at Vanderbilt	2/27/16
.471	at Texas A&M	2/10/18
.471	PROVIDENCE	11/30/14
.478	at Louisville	12/29/12

min. 10 attempts

MOST 3-POINTERS

3s.	Opp.	Date
17	STONEHILL	11/17/23
16	MARSHALL	11/24/23
15	at Vanderbilt	2/6/24
15	at Texas A&M	1/13/24
15	GEORGIA	3/1/12
15	vs. ETSU	3/18/10
14	GEORGIA	1/20/24
14	ARKANSAS	2/9/21
14	HARTFORD	12/29/09
13	ALABAMA	2/24/24
13	FLORIDA A&M	12/21/22
13	SOUTH CAROLINA	3/6/21
13	TEXAS A&M	1/3/17
13	vs. Alabama	3/11/16
13	ETSU	11/12/10

FEWEST 3-POINTERS

3s.	Opp.	Date
0	RICHMOND	11/29/20
0	vs. Davidson	3/15/18
1	at Georgia	1/20/21
1	MISSISSIPPI STATE	2/4/20
1	GEORGIA	1/21/20
1	UTAH VALLEY	11/18/19
1	at South Carolina	1/16/18
1	at Vanderbilt	1/10/17
1	TEXAS	12/5/14
1	LSU	2/22/14
1	vs. LSU	3/9/12
1	TENNESSEE	1/31/12
1	vs. Alabama	3/12/10

MOST 3-POINT ATTEMPTS

3s.	Opp.	Date
39	at Texas A&M	1/13/24
38	vs. Kansas	11/14/23
33	CHATTANOOGA	12/17/11
33	vs. ETSU	3/18/10
33	ARKANSAS	1/23/10
32	STONEHILL	11/17/23
32	TEXAS A&M	1/21/23
32	vs. West Virginia	3/27/10
30	at Mississippi State	2/27/24
29	NEW MEXICO STATE	11/6/23

FEWEST 3-POINT ATTEMPTS

3s.	Opp.	Date
5	vs. Wisconsin	4/4/15
5	vs. Wisconsin	4/5/14
5	at Tennessee	1/14/12
6	vs. Davidson	3/15/18
6	FLORIDA	3/7/15
6	VANDERBILT	1/20/15
7	FLORIDA	3/10/19
7	at Missouri	1/29/15
7	PROVIDENCE	11/30/14
7	vs. Louisville	3/31/12
7	at Indiana	12/10/11

HIGHEST 3-POINT PERCENTAGE

Pct.	Opp.	Date
.700	at Florida	3/1/16
.692	DREXEL	12/21/09
.667	vs. Alabama	3/10/18
.667	AUSTIN PEAY	12/19/09
.643	ALABAMA	2/19/22
.636	vs. Michigan	3/30/14
.625	MISSOURI	2/24/18
.625	BOSTON	11/30/10
.615	AUBURN	2/25/23
.615	at Florida	3/7/20
.611	TENNESSEE	1/15/22

min. 10 attempts

LOWEST 3-POINT PERCENTAGE

Pct.	Opp.	Date
.000	RICHMOND	11/29/20
.000	vs. Davidson	3/15/18
.077	at Georgia	1/20/21
.077	vs. Alabama	3/12/10
.083	UTAH VALLEY	11/18/19
.083	TEXAS	12/5/14
.091	OLE MISS	2/15/20
.091	at South Carolina	1/16/18
.091	at Tennessee	2/27/10
.100	vs. Tennessee	3/12/22
.100	MISSISSIPPI STATE	2/4/20
.100	at Missouri	2/3/18
.100	TENNESSEE	1/31/12

min. 10 attempts

MOST REBOUNDS

Rebs.	Opp.	Date
59	vs. Arizona State	11/28/16
59	ARKANSAS	1/23/10
57	LOUISVILLE	12/31/11
56	ROBERT MORRIS	11/17/13
54	RICHMOND	11/29/20
54	EASTERN KENTUCKY	11/8/19
54	NJIT	11/14/15

FEWEST REBOUNDS

Rebs.	Opp.	Date
21	ALABAMA	1/31/15
21	at Tennessee	2/16/13
22	vs. Wisconsin	4/4/15
23	UTAH	12/15/18
24	GEORGIA	2/3/15
24	NORTH CAROLINA	12/13/14
24	TENNESSEE	1/18/14
25	TENNESSEE	1/15/22
25	FLORIDA	2/27/21
25	vs. Ohio State	12/21/19
25	vs. Baylor	12/6/13
25	at Robert Morris	3/19/13

MOST OFFENSIVE REBOUNDS

Rebs.	Opp.	Date
26	ARKANSAS	2/27/14
24	GRAND CANYON	11/14/14
24	vs. West Virginia	3/27/10
22	NJIT	11/14/15
22	at Auburn	2/2/14
22	ARKANSAS	1/23/10
21	vs. Vanderbilt	3/10/23
21	vs. UCLA	12/17/22
21	RICHMOND	11/29/20
21	SOUTH CAROLINA	2/5/19
21	at West Virginia	1/27/18
21	VALPARAISO	12/7/16
21	COLUMBIA	12/10/14
21	at South Carolina	3/1/14
21	BAYLOR	12/1/12
21	at Indiana	12/12/09



TEAM GAME RECORDS CAL ERA

FEWEST OFFENSIVE REBOUNDS

Rebs.	Opp.	Date
1	vs. Alabama	3/10/18
3	at Florida	1/6/24
3	at South Carolina	1/24/14
4	GEORGIA	1/20/24
4	KANSAS	1/28/23
4	at Ole Miss	3/5/19
5	OLE MISS	2/13/24
5	STONEHILL	11/17/23
5	TENNESSEE	1/15/22
5	at Notre Dame	12/11/21
5	VANDERBILT	1/5/21
5	vs. Michigan State	11/5/19
5	GEORGIA	2/3/15
5	ALABAMA	1/31/15
5	MISSISSIPPI STATE	2/15/11
5	GEORGIA	1/29/11

MOST DEFENSIVE REBOUNDS

Rebs.	Opp.	Date
42	EASTERN KENTUCKY	11/8/19
39	vs. Arizona State	11/28/16
39	ROBERT MORRIS	11/17/13
39	EASTERN MICHIGAN	1/2/13
38	TROY	11/20/17
38	vs. Hampton	3/19/15
38	EASTERN KENTUCKY	12/7/14
38	vs. Cleveland State	11/24/09

FEWEST DEFENSIVE REBOUNDS

Rebs.	Opp.	Date
9	at Tennessee	2/16/13
13	NORTH CAROLINA	12/13/14
14	SOUTH CAROLINA	1/10/23
15	vs. Baylor	12/6/13
15	at Alabama	1/18/11
16	at Auburn	1/22/22
16	FLORIDA	2/27/21
16	at Florida	3/7/20
16	TENNESSEE	3/3/20
16	vs. Ohio State	12/21/19
16	UTAH	12/15/18
16	vs. Wisconsin	4/4/15
16	ALABAMA	1/31/15
16	TEXAS A&M	1/12/13
16	at Auburn	1/11/12
16	vs. UConn	11/24/10

HIGHEST REBOUND MARGIN

Mg.	Opp.	Date
+36	OHIO	11/19/21
+31	NIJT	11/14/15
+30	NORTH DAKOTA	11/14/18
+30	GRAND CANYON	11/14/14
+29	EASTERN KENTUCKY	11/8/19
+29	SOUTHERN ILLINOIS	11/9/18
+28	NKU	11/10/13
+27	vs. Abilene Christian	3/21/19
+27	vs. Little Rock	1/3/12
+26	vs. Arizona State	11/28/16
+26	LOUISVILLE	12/31/11

LOWEST REBOUND MARGIN

Mg.	Opp.	Date
-25	at Florida	2/4/17
-18	at Tennessee	2/16/13
-16	vs. Mississippi State	3/11/21
-16	vs. Baylor	12/6/13
-16	vs. Maryland	11/9/12
-15	TENNESSEE	1/18/14
-14	at Ole Miss	3/2/21
-14	at Auburn	2/1/20
-14	at LSU	1/5/16
-13	VANDERBILT	1/5/21

MOST ASSISTS

Assts.	Opp.	Date
33	vs. Arizona State	11/28/16
30	HARTFORD	12/29/09
28	LIU BROOKLYN	11/23/12
28	vs. UNC Asheville	11/30/09
27	GEORGIA	1/20/24
27	MARSHALL	11/24/23
27	WESTERN KENTUCKY	12/22/21
26	MIAMI	11/28/23
26	STONEHILL	11/17/23
25	S. CAROLINA STATE	11/17/22
25	at South Carolina	2/8/22
25	CLEVELAND STATE	11/23/16
25	AUBURN	2/21/15
25	vs. UCLA	12/20/14

FEWEST ASSISTS

Assts.	Opp.	Date
3	LSU	2/23/22
5	RICHMOND	11/29/20
5	LSU	2/22/14
5	at Arkansas	3/2/13
6	at Florida	1/6/24
6	VANDERBILT	3/1/23
6	at Louisville	12/26/20
6	EVANSVILLE	11/12/19
6	vs. Kansas State	3/22/18
6	at Florida	3/3/18
6	vs. Vanderbilt	3/15/13
6	VANDERBILT	3/1/11

MOST TURNOVERS

TOs.	Opp.	Date
24	MOREHEAD STATE	11/13/09
23	SAM HOUSTON ST.	11/19/09
22	ETSU	11/17/17
21	vs. Georgia Tech	12/6/20
21	RICHMOND	11/29/20
21	LOUISVILLE	12/31/11
21	vs. Old Dominion	11/20/11
21	NORTH CAROLINA	12/5/09

FEWEST TURNOVERS

TOs.	Opp.	Date
2	VANDERBILT	1/5/21
3	A&M-COMMERCE	11/10/23
3	at Georgia	3/3/15
3	at South Carolina	2/4/12
4	ALABAMA	2/23/16
4	COLUMBIA	12/10/14
4	vs. Wisconsin	4/5/14
4	PORTLAND	11/26/11
5	FLORIDA	2/12/22
5	at Notre Dame	12/11/21
5	vs. Mississippi State	3/11/21
5	vs. Georgia	3/9/18
5	vs. Georgia	3/12/16
5	at Vanderbilt	2/27/16
5	ALABAMA	1/31/15

MOST BLOCKS

Blks.	Opp.	Date
18	ST. JOHN'S	12/1/11
15	vs. Stony Brook	3/17/16
14	FLORIDA	1/31/24
14	at Georgia	3/3/10
13	LAMAR	11/24/19
13	vs. UCLA	12/20/14
13	at Ole Miss	1/29/13
13	ARKANSAS	1/17/12
13	vs. Kansas	11/15/11
13	MARIST	11/11/11

FEWEST BLOCKS

Blks.	Opp.	Date
0	at Gonzaga	11/20/22
0	FLORIDA	2/12/22
0	at Kansas	1/29/22
0	at Florida	3/7/20

MOST STEALS

Stls.	Opp.	Date
15	LAFAYETTE	11/16/12
13	NEW MEXICO STATE	11/6/23
13	NORTH FLORIDA	11/26/21
13	OLE MISS	1/2/16
13	vs. UConn	12/9/09
12	SAINT JOSEPH'S	11/20/23
12	vs. Michigan State	11/15/22
12	at Alabama	2/5/22
12	vs. North Carolina	12/22/18
12	NORTH DAKOTA	11/14/18
12	STEPHEN F. AUSTIN	11/11/16
12	BOSTON	11/24/15
12	NORTH CAROLINA	12/13/14
12	PROVIDENCE	11/30/14
12	LIPSCOMB	12/15/12
12	PORTLAND	11/26/11
12	vs. Cornell	3/25/10
12	GEORGIA	1/9/10
12	vs. UNC Asheville	11/30/09

FEWEST STEALS

Stls.	Opp.	Date
0	at Auburn	2/1/20
0	vs. Baylor	12/6/13
1	at Georgia	2/11/23
1	ARKANSAS	2/9/21
1	vs. Duke	11/6/18
1	at West Virginia	1/27/18
1	vs. Michigan State	11/12/13
1	at Robert Morris	3/19/13
1	vs. West Virginia	3/19/11
1	FLORIDA	2/26/11

MOST PERSONAL FOULS

Fls.	Opp.	Date
33	at Kansas	1/30/16
32	at South Carolina	1/16/18
31	at Arkansas	1/14/14
31	at North Carolina	12/14/13
30	vs. North Carolina	12/19/20
29	at Auburn	2/1/20
29	at Missouri	2/3/18
29	at South Carolina	3/1/14

FEWEST PERSONAL FOULS

Fls.	Opp.	Date
5	HIGH POINT	12/31/21
7	DUQUESNE	11/11/22
7	ALABAMA	2/19/22
7	NORTH FLORIDA	11/22/21
7	HARTFORD	12/29/09
8	STONEHILL	11/17/23
8	ROBERT MORRIS	11/12/21
8	MONTANA STATE	11/23/14
8	LAFAYETTE	11/16/12
8	vs. Florida	3/10/12
8	vs. Princeton	3/17/11
8	WINTHROP	12/22/10
8	DREXEL	12/21/09
8	vs. UNC Asheville	11/30/09



GAME MARGINS IN CAL ERA

VICTORY MARGINS

Margin (Score)	Opponent	Date
+58 (86-28)	MONTANA STATE	11/13/14
+52 (101-49)	LAFAYETTE	11/16/12
+50 (108-58)	MARIST	11/11/11
+49 (86-37)	MISSOURI	1/13/15
+48 (92-44)	UT ARLINGTON	11/25/14
+48 (88-40)	RADFORD	11/23/11
+46 (90-44)	MONMOUTH	11/28/18
+46 (115-69)	vs. Arizona State	11/28/16
+44 (92-48)	HIGH POINT	12/31/21
+44 (88-44)	DREXEL	12/21/09

VICTORY MARGIN IN RUPP ARENA

Margin (Score)	Opponent	Date
+58 (86-28)	MONTANA STATE	11/13/14
+52 (101-49)	LAFAYETTE	11/16/12
+50 (108-58)	MARIST	11/11/11
+49 (86-37)	MISSOURI	1/13/15
+48 (92-44)	UT ARLINGTON	11/25/14
+48 (88-40)	RADFORD	11/23/11
+46 (90-44)	MONMOUTH	11/28/18
+44 (92-48)	HIGH POINT	12/31/21
+44 (88-44)	DREXEL	12/21/09
+43 (106-63)	SOUTH CAROLINA STATE	11/17/22
+43 (104-61)	HARTFORD	12/29/09

VICTORY MARGIN IN SEC PLAY

Margin (Score)	Opponent	Date
+49 (86-37)	MISSOURI	1/13/15
+42 (100-58)	TEXAS A&M	1/3/17
+38 (82-44)	LSU	1/15/11
+35 (87-52)	at Vanderbilt	1/29/19
+35 (110-75)	AUBURN	2/21/15
+34 (82-48)	GEORGIA	2/9/16
+34 (88-54)	MISSOURI	1/27/16
+34 (77-43)	SOUTH CAROLINA	2/14/15
+34 (86-52)	at South Carolina	2/4/12
+32 (109-77)	at Vanderbilt	2/6/24
+32 (86-54)	AUBURN	2/25/23

VICTORY MARGIN ON THE ROAD

Margin (Score)	Opponent	Date
+35 (87-52)	at Vanderbilt	1/29/19
+34 (86-52)	at South Carolina	2/4/12
+32 (109-77)	at Vanderbilt	2/6/24
+31 (79-48)	at Portland	11/19/10
+27 (89-62)	at South Carolina	2/13/16
+26 (81-55)	at LSU	2/6/10
+24 (74-50)	at LSU	1/28/12
+23 (99-76)	at Ole Miss	12/29/16
+22 (70-48)	at Alabama	1/17/15
+22 (75-53)	at Auburn	1/19/13
+20 (69-49)	at Georgia	1/15/19

VICTORY MARGIN AT A NEUTRAL SITE

Margin (Score)	Opponent	Date
+46 (115-69)	vs. Arizona State	11/28/16
+39 (78-39)	vs. West Virginia	3/26/15
+39 (83-44)	vs. UCLA	12/20/14
+38 (85-47)	vs. Penn State	11/19/11
+35 (79-44)	vs. Abilene Christian	3/21/19
+32 (72-40)	vs. Kansas	11/18/14
+30 (90-60)	vs. Wake Forest	3/20/10
+29 (98-69)	vs. North Carolina	12/18/21
+29 (100-71)	vs. ETSU	3/18/10
+29 (74-45)	vs. Tennessee	3/13/10
+28 (85-57)	vs. Stony Brook	3/17/16

VICTORY MARGIN IN RUPP ARENA IN THE SEC

Margin (Score)	Opponent	Date
+49 (86-37)	MISSOURI	1/13/15
+42 (100-58)	TEXAS A&M	1/3/17
+38 (82-44)	LSU	1/15/11
+35 (110-75)	AUBURN	2/21/15
+34 (82-48)	GEORGIA	2/9/16
+34 (88-54)	MISSOURI	1/27/16
+34 (77-43)	SOUTH CAROLINA	2/14/15
+32 (86-54)	AUBURN	2/25/23
+31 (90-59)	SOUTH CAROLINA	2/19/11
+31 (101-70)	ARKANSAS	1/23/10

VICTORY MARGIN ON THE ROAD IN THE SEC

Margin (Score)	Opponent	Date
+35 (87-52)	at Vanderbilt	1/29/19
+34 (86-52)	at South Carolina	2/4/12
+32 (109-77)	at Vanderbilt	2/6/24
+27 (89-62)	at South Carolina	2/13/16
+26 (81-55)	at LSU	2/6/10
+24 (74-50)	at LSU	1/28/12
+23 (99-76)	at Ole Miss	12/29/16
+22 (70-48)	at Alabama	1/17/15
+22 (75-53)	at Auburn	1/19/13
+20 (69-49)	at Georgia	1/15/19

VICTORY MARGIN IN THE SEC TOURNAMENT

Margin (Score)	Opponent	Date
+29 (74-45)	vs. Tennessee	3/13/10
+26 (85-59)	vs. Alabama	3/11/16
+24 (91-67)	vs. Auburn	3/14/15
+23 (86-63)	vs. Alabama	3/10/18
+18 (73-55)	vs. Alabama	3/15/19
+18 (85-67)	vs. LSU	3/14/14
+17 (82-65)	vs. Arkansas	3/12/17
+16 (70-54)	vs. Florida	3/13/11
+15 (78-63)	vs. Arkansas	3/15/15
+15 (64-49)	vs. Florida	3/13/15

VICTORY MARGIN IN THE NCAA TOURNAMENT

Margin (Score)	Opponent	Date
+39 (78-39)	vs. West Virginia	3/26/15
+35 (79-44)	vs. Abilene Christian	3/21/19
+30 (90-60)	vs. Wake Forest	3/20/10
+29 (100-71)	vs. ETSU	3/18/10
+28 (85-57)	vs. Stony Brook	3/17/16
+23 (79-56)	vs. Hampton	3/19/15
+20 (95-75)	vs. Buffalo	3/17/18
+17 (62-45)	vs. Cornell	3/25/10
+16 (87-71)	vs. Iowa State	3/17/12
+15 (81-66)	vs. Western Kentucky	3/15/12
+13 (64-51)	vs. Cincinnati	3/21/15

LOSS MARGINS

Margin (Score)	Opponent	Date
-34 (118-84)	vs. Duke	11/6/18
-30 (85-55)	at Tennessee	2/16/13
-26 (78-52)	at Alabama	1/7/23
-22 (88-66)	at Florida	2/4/17
-20 (85-65)	ALABAMA	1/26/21
-19 (71-52)	at Tennessee	3/2/19
-19 (84-65)	at Florida	3/18/14
-18 (85-67)	at LSU	1/5/16
-17 (79-62)	at South Carolina	1/23/24
-17 (79-62)	vs. Georgia Tech	12/6/20
-17 (84-67)	vs. UConn	11/24/17
-17 (69-52)	at Florida	2/12/13

LOSS MARGINS IN RUPP ARENA

Margin (Score)	Opponent	Date
-20 (85-65)	ALABAMA	1/26/21
-15 (88-73)	ARKANSAS	2/7/23
-12 (76-64)	RICHMOND	11/29/20
-12 (83-71)	TEXAS A&M	1/12/13
-11 (103-92)	TENNESSEE	2/3/24
-11 (82-71)	TENNESSEE	2/6/21
-10 (69-59)	FLORIDA	2/15/14
-9 (77-68)	KANSAS	1/28/23
-9 (64-55)	BAYLOR	12/1/13
-8 (81-73)	TENNESSEE	3/7/20

LOSS MARGINS IN SEC PLAY

Margin (Score)	Opponent	Date
-30 (85-55)	at Tennessee	2/16/13
-26 (78-52)	at Alabama	1/7/23
-22 (88-66)	at Florida	2/4/17
-20 (85-65)	ALABAMA	1/26/21
-19 (71-52)	at Tennessee	3/2/19
-19 (84-65)	at Florida	3/18/14
-18 (85-67)	at LSU	1/5/16
-17 (79-62)	at South Carolina	1/23/24
-17 (69-52)	at Florida	2/12/13

LOSS MARGINS ON THE ROAD

Margin (Score)	Opponent	Date
-30 (85-55)	at Tennessee	2/16/13
-26 (78-52)	at Alabama	1/7/23
-22 (88-66)	at Florida	2/4/17
-19 (71-52)	at Tennessee	3/2/19
-19 (84-65)	at Florida	3/18/14
-18 (85-67)	at LSU	1/5/16
-17 (79-62)	at South Carolina	1/23/24
-17 (69-52)	at Florida	2/12/13
-16 (88-72)	at Gonzaga	11/0/22
-14 (89-75)	at Missouri	12/28/22
-14 (64-50)	at Notre Dame	11/29/12

LOSS MARGINS AT NEUTRAL SITES

Margin (Score)	Opponent	Date
-34 (118-84)	vs. Duke	11/6/18
-17 (79-62)	vs. Georgia Tech	12/6/20
-17 (84-67)	vs. UConn	11/24/17
-16 (64-48)	vs. Vanderbilt	3/15/13
-12 (75-63)	vs. North Carolina	12/19/20
-10 (63-53)	vs. UCLA	12/17/22
-9 (86-77 2OT)	vs. Michigan State	11/15/22
-8 (79-71)	vs. Duke	11/9/21
-8 (83-75)	vs. UCLA	12/23/17

LOSS MARGINS ON THE ROAD IN THE SEC

Margin (Score)	Opponent	Date
-30 (85-55)	at Tennessee	2/16/13
-26 (78-52)	at Alabama	1/7/23
-22 (88-66)	at Florida	2/4/17
-19 (71-52)	at Tennessee	3/2/19
-19 (84-65)	at Florida	3/18/14
-18 (85-67)	at LSU	1/5/16
-17 (79-62)	at South Carolina	1/23/24
-17 (69-52)	at Florida	2/12/13
-14 (89-75)	at Missouri	12/28/22
-13 (76-63)	at Tennessee	2/15/22
-13 (80-67)	at Florida	3/3/18
-13 (73-60)	at Arkansas	3/2/13

LOSS MARGINS IN RUPP ARENA IN THE SEC

Margin (Score)	Opponent	Date
-20 (85-65)	ALABAMA	1/26/21
-15 (88-73)	ARKANSAS	2/7/23
-12 (83-71)	TEXAS A&M	1/12/13
-11 (82-71)	TENNESSEE	2/6/21
-11 (103-92)	TENNESSEE	2/3/24
-10 (69-59)	FLORIDA	2/15/14
-8 (81-73)	TENNESSEE	3/7/20
-4 (71-67)	FLORIDA	2/27/21
-4 (71-67)	ARKANSAS	12/27/14
-3 (94-91)	FLORIDA	1/31/24
-3 (71-68)	SOUTH CAROLINA	1/10/23

LOSS MARGINS IN THE SEC TOURNAMENT

Margin (Score)	Opponent	Date
-16 (64-48)	vs. Vanderbilt	3/15/13
-7 (80-73)	vs. Vanderbilt	3/10/23
-7 (69-62)	vs. Tennessee	3/12/22
-7 (71-64)	vs. Vanderbilt	3/11/12
-4 (82-78)	vs. Tennessee	3/16/19
-1 (74-73)	vs. Mississippi State	3/11/21
-1 (61-60)	vs. Florida	3/16/14

LOSS MARGINS IN THE NCAA TOURNAMENT

Margin (Score)	Opponent	Date
-7 (71-64)	vs. Wisconsin	4/4/15
-7 (73-66)	vs. West Virginia	3/27/10
-6 (75-69)	vs. Kansas State	3/19/23
-6 (85-79)	vs. Saint Peter's	3/17/22
-6 (77-71)	vs. Auburn	3/31/19
-6 (73-67)	vs. Indiana	3/19/16
-6 (60-54)	vs. UConn	3/7/2014
-3 (61-58)	vs. Kansas State	3/22/18
-3 (65-62)	vs. North Carolina	3/26/17
-1 (56-55)	vs. UConn	4/2/11





2023-24 SEASON/CAREER HIGHS		
Points		
Season	35, TENNESSEE (2/3/24)	
Career	35, TENNESSEE (2/3/24)	
Rebounds		
Season	5, 5x, last MIAMI (11/28/23)	
Career	5, 5x, last MIAMI (11/28/23)	
Field Goals		
Season	14, TENNESSEE (2/3/24)	
Career	14, TENNESSEE (2/3/24)	
Field Goals Attempted		
Season	20, TENNESSEE (2/3/24)	
Career	20, TENNESSEE (2/3/24)	
3-Point Field Goals		
Season	6, TENNESSEE (2/3/24)	
Career	6, TENNESSEE (2/3/24)	
3-Point Field Goals Attempted		
Season	10, at Texas A&M (1/13/24)	
Career	10, at Texas A&M (1/13/24)	
Free Throws		
Season	8, MISSOURI (1/9/24)	
Career	8, MISSOURI (1/9/24)	
Free Throws Attempted		
Season	10, MISSOURI (1/9/24)	
Career	10, MISSOURI (1/9/24)	
Assists		
Season	9, 2x, last at Vanderbilt (2/6/24)	
Career	9, 2x, last at Vanderbilt (2/6/24)	
Steals		
Season	3, ILLINOIS STATE (12/29/23)	
Career	3, ILLINOIS STATE (12/29/23)	
Blocked Shots		
Season	1, 2x last FLORIDA (1/31/24)	
Career	1, 2x last FLORIDA (1/31/24)	
Minutes Played		
Season	39, FLORIDA (1/31/24)	
Career	39, FLORIDA (1/31/24)	
MISCELLANEOUS		
	2023-24	CAREER*
Dunks	4	4
Double-Figure Scoring Games	23	23
Double-Figure Rebounding Games	0	0
Games With Double-Double	0	0
Games Led UK in Scoring	6	6
Games Led UK in Rebounding	0	0
Games Led UK in Assists	11	11
Games Led UK in Steals	3	3
Games Led UK in Blocks	0	0
Games With 3+ Assists	19	19
Games With 3+ Blocks	0	0
Games With 3+ Steals	1	1
Games With 3+ Three-Pointers	9	9

- Scored 15 points vs. Arkansas, including 13 in the final 6:31 of action. Also shared game honors with five assists
- Scored 16 points while adding four assists in win vs. No. 13 Alabama
- Put up 23 points, including 21 in the second half, at LSU. Scored UK's last 12 points of the game
- Had third-straight 20 point game in UK's win at Vanderbilt, also matching his career high in assists with nine
- Named the Associated Press National Player of the Week and the SEC Freshman of the Week after he put up a career-high 35 points at home vs. Tennessee, connecting on 14 field goals and six threes while also leading team with two steals
- Recorded third 20-point game of the season at home vs. Florida
- Notched 23 points in only 19 minutes in win vs. Missouri, making 6 of 7 from the field, 3 of 3 on 3-pointers, and 8-10 free throws
- Had a team-best 17 points in win vs. top-10 UNC, with 12 of his points coming in the second half
- Went for 18 points, including 4 of 5 from deep, to go along with three assists, two steals and two boards against Kansas
- Ranked as high as No. 13 by 247Sports in the 2023 recruiting class
- Averaged 14.7 points and 4.9 assists per game during his senior season with Overtime Elite
- 2021 FIBA Americas U16 Championship MVP, averaging 15.7 points and 6.2 assists in more than 20 minutes per game

Game-By-Game Statistics

Opponent	Date	GS	Min	FG-A	Pct.	3FG-A	Pct.	FT-A	Pct.	Off-Def-Tot	PF	Ast	TO	Blk	Stl	Pts
NEW MEXICO ST.	11/6		19	6-11	.545	2-6	.333	3-3	1.000	0-5-5	2	3	0	0	2	17
A&M-COMMERCE	11/10	*	30	4-13	.308	1-6	.167	3-4	.750	1-4-5	2	4	1	0	1	12
vs. Kansas	11/14		16	6-12	.500	4-5	.800	2-2	1.000	0-2-2	5	3	2	0	2	18
STONEHILL	11/17		24	7-10	.700	3-6	.500	3-4	.750	0-4-4	0	7	3	0	2	20
ST. JOSEPH'S	11/20		26	5-10	.500	2-3	.667	1-2	.500	0-5-5	1	6	1	0	1	13
MARSHALL	11/24		25	7-8	.875	2-2	1.000	0-1	.000	1-4-5	2	8	2	0	1	16
MIAMI	11/28		22	5-12	.417	2-2	1.000	0-0	.000	0-5-5	4	9	0	0	2	12
UNC WILMINGTON	12/2		24	1-9	.111	0-2	.000	0-0	.000	1-3-4	4	3	4	0	1	2
vs. Penn	12/9		22	6-14	.429	3-5	.600	2-3	.667	0-3-3	0	1	3	0	2	17
vs. North Carolina	12/16		25	6-16	.375	1-6	.167	4-6	.667	0-3-3	4	1	1	0	1	17
at Louisville	12/21		21	5-9	.556	0-2	.000	2-3	.667	1-1-2	2	2	1	1	1	12
ILLINOIS STATE	12/29		22	5-10	.500	1-2	.500	5-5	1.000	0-3-3	4	7	1	0	3	16
at Florida	1/6		18	2-7	.286	0-4	.000	2-2	1.000	0-1-1	1	1	4	0	0	6
MISSOURI	1/9		19	6-7	.857	3-3	1.000	8-10	.800	0-2-2	4	2	3	0	2	23
at Texas A&M	1/13		24	6-15	.400	3-10	.300	0-0	.000	0-0-0	3	4	2	0	1	15
MISSISSIPPI ST.	1/17		27	5-12	.417	1-5	.200	5-7	.714	0-4-4	1	4	2	0	0	16
GEORGIA	1/20		17	1-6	.167	0-3	.000	0-0	.000	0-1-1	4	2	3	0	1	2
at South Carolina	1/23		26	7-14	.500	1-4	.250	1-1	1.000	0-2-2	2	2	1	0	1	16
at Arkansas	1/27		DNP - Illness													
FLORIDA	1/31		39	8-17	.471	3-8	.375	1-2	.500	0-4-4	2	4	2	1	0	20
TENNESSEE	2/3		27	14-20	.700	6-8	.750	1-3	.333	0-1-1	5	4	1	0	2	35
at Vanderbilt	2/6		30	7-12	.583	4-5	.800	2-2	1.000	0-3-3	2	9	1	0	0	20
GONZAGA	2/10		18	2-6	.333	2-3	.667	0-0	.000	0-2-2	0	3	1	0	1	6
OLE MISS	2/13		20	4-7	.571	2-3	.667	0-0	.000	0-4-4	3	4	3	0	0	10
at Auburn	2/17		18	4-9	.444	1-2	.500	2-5	.400	0-2-2	4	3	4	0	1	11
at LSU	2/21		22	8-16	.500	2-5	.400	5-5	1.000	0-1-1	2	0	2	0	1	23
ALABAMA	2/24		25	5-9	.556	3-5	.600	3-4	.750	1-1-2	4	4	1	0	1	16
at Mississippi St.	2/27		16	2-7	.286	1-4	.250	4-4	1.000	1-1-2	3	2	3	0	1	9
ARKANSAS	3/2		24	5-13	.385	0-3	.000	5-5	1.000	0-2-2	3	5	1	0	1	15

Career Statistics

Year	GP-GS	Min-Avg	FG-FGA	Pct	3FG-FGA	Pct	FT-FTA	Pct	Off-Def-Tot-Avg	PF-FO	Ast	TO	Blk	Stl	Pts	Avg
2023-24	28-1	646-23.1	149-311	.479	53-122	.434	64-83	.771	6-73-79-2.8	73-2	106	53	2	32	415	14.8
Career	28-1	646-23.1	149-311	.479	53-122	.434	64-83	.771	6-73-79-2.8	73-2	106	53	2	32	415	14.8

1 JUSTIN EDWARDS

Fr. | Guard | 6-8 | 203 | Philadelphia | Imhotep Institute Charter HS



2023-24 SEASON/CAREER HIGHS

Points		
Season	28, ALABAMA (2/25/24)	
Career	28, ALABAMA (2/25/24)	
Rebounds		
Season	7, 2x, last at Louisville (12/21/23)	
Career	7, 2x, last at Louisville (12/21/23)	
Field Goals		
Season	10, ALABAMA (2/25/24)	
Career	10, ALABAMA (2/25/24)	
Field Goals Attempted		
Season	14, UNC WILMINGTON (12/2/23)	
Career	14, UNC WILMINGTON (12/2/23)	
3-Point Field Goals		
Season	4, ALABAMA (2/25/24)	
Career	4, ALABAMA (2/25/24)	
3-Point Field Goals Attempted		
Season	5, 2x, last UNCW (12/2/23)	
Career	5, 2x, last UNCW (12/2/23)	
Free Throws		
Season	6, at Vanderbilt (2/6/24)	
Career	6, at Vanderbilt (2/6/24)	
Free Throws Attempted		
Season	6, at Vanderbilt (2/6/24)	
Career	6, at Vanderbilt (2/6/24)	
Assists		
Season	3, at Vanderbilt (2/6/24)	
Career	3, at Vanderbilt (2/6/24)	
Steals		
Season	3, ARKANSAS (3/2/24)	
Career	3, ARKANSAS (3/2/24)	
Blocked Shots		
Season	1, 6x, last at Texas A&M (1/13/24)	
Career	1, 6x, last at Texas A&M (1/13/24)	
Minutes Played		
Season	33, A&M-COMMERCE (11/10/23)	
Career	33, A&M-COMMERCE (11/10/23)	
MISCELLANEOUS		
	2023-24	CAREER*
Dunks	18	18
Double-Figure Scoring Games	11	11
Double-Figure Rebounding Games	0	0
Games With Double-Double	0	0
Games Led UK in Scoring	1	1
Games Led UK in Rebounding	3	3
Games Led UK in Assists	0	0
Games Led UK in Steals	4	4
Games Led UK in Blocks	1	1
Games With 3+ Assists	1	1
Games With 3+ Blocks	0	0
Games With 3+ Steals	1	1
Games With 3+ Three-Pointers	3	3

- Career-high three steals to go along with 10 points vs. Arkansas
- Monster performance vs. No. 13 Alabama, scoring a career-high 28 points on 10-of-10 shooting. Third UK player all-time to go perfect from the field on at least 10 attempts and first since 1993. Also hit a career-high four 3s en route to winning SEC Freshman of the Week honors
- Pitched in 12 points vs. Ole Miss, his second game scoring in double figures in SEC play. He also generated a pair of steals for the third straight game
- Played 29 minutes, scoring eight points and grabbing a team-high-tying five rebounds vs. Gonzaga
- Breakout game at Vanderbilt, scoring a career-high 17 points to go along with a career-best three assists. Had 13 points at Louisville with a season-high seven rebounds and two steals
- Had 16 points and seven rebounds vs. A&M-Commerce and hit two 3s with 12 points against St. Joe's
- Posted 12 points, five boards and a pair of steals in his collegiate debut against New Mexico State
- Ranked as high as No. 3 overall in the recruiting rankings
- Averaged 17.9 points and 7.5 rebounds per game for nationally ranked Imhotep en route to a state title as a senior
- Mother, Ebony Twigg, played college basketball at Cheyney University and had a pro career in Portugal. She was also named the MVP of the Philadelphia Public League championship game 23 years before her son was tabbed the MVP of the boy's event

Game-By-Game Statistics

Opponent	Date	GS	Min	FG-A	Pct.	3FG-A	Pct.	FT-A	Pct.	Off-Def-Tot	PF	Ast	TO	Blk	Stl	Pts
NEW MEXICO ST.	11/6	*	28	5-11	.455	2-5	.400	0-0	.000	1-4-5	3	1	3	0	2	12
A&M-COMMERCE	11/10	*	33	6-10	.600	0-3	.000	4-4	1.000	3-4-7	1	1	0	0	0	16
vs. Kansas	11/14	*	29	0-6	.000	0-3	.000	1-2	.600	1-3-4	2	2	2	1	0	1
STONEHILL	11/17	*	23	4-8	.500	0-3	.000	1-2	.500	1-4-5	1	1	2	1	0	9
ST. JOSEPH'S	11/20	*	28	4-6	.667	2-3	.667	2-2	1.000	1-2-3	1	1	0	1	1	12
MARSHALL	11/24	*	21	3-6	.500	3-4	.750	1-2	.500	0-2-2	2	0	0	1	1	10
MIAMI	11/28	*	28	5-7	.714	0-1	.000	1-3	.333	2-1-3	3	0	0	0	2	11
UNC WILMINGTON	12/2	*	32	4-14	.286	0-5	.000	3-4	.750	4-2-6	3	2	2	1	2	11
vs. Penn	12/9	*	14	3-5	.600	0-0	.000	0-0	.000	1-2-3	4	0	0	0	0	6
vs. North Carolina	12/16	*	12	3-9	.333	0-1	.000	2-2	1.000	4-2-6	0	1	1	0	0	8
at Louisville	12/21	*	24	6-10	.600	1-3	.333	0-0	.000	3-4-7	4	1	2	0	2	13
ILLINOIS STATE	12/29	*	21	4-8	.500	1-4	.250	0-0	.000	1-3-4	2	2	1	0	2	9
at Florida	1/6	*	18	3-6	.500	0-0	.000	0-0	.000	0-2-2	3	0	0	0	1	6
MISSOURI	1/9	*	20	2-7	.286	0-3	.000	0-1	.000	1-1-2	3	0	1	0	1	4
MISSISSIPPI ST.	1/17	*	16	1-3	.333	0-1	.000	0-0	.000	1-1-2	0	2	2	0	0	2
GEORGIA	1/21	*	13	2-6	.333	2-4	.500	0-0	.000	0-3-3	5	0	0	0	0	6
at South Carolina	1/23	*	23	0-1	.000	0-0	.000	2-2	1.000	0-2-2	2	0	1	0	0	2
at Arkansas	1/27	*	9	0-1	.000	0-0	.000	0-0	.000	0-1-1	1	1	1	0	0	0
FLORIDA	1/31			DNP - Injury (leg)												
TENNESSEE	2/3	*	18	3-8	.375	1-4	.250	0-0	.000	0-4-4	4	0	0	0	0	7
at Vanderbilt	2/6	*	20	5-10	.500	1-3	.333	6-6	1.000	0-0-0	3	3	1	0	2	17
GONZAGA	2/10	*	29	3-8	.375	1-3	.333	1-2	.500	1-4-5	1	0	0	0	2	8
OLE MISS	2/13	*	24	4-7	.571	0-1	.000	4-5	.800	1-1-2	2	1	2	0	2	12
at Auburn	2/17	*	18	2-3	.667	0-1	.000	0-0	.000	2-1-3	5	0	1	0	0	4
at LSU	2/21	*	19	3-4	.750	3-4	.750	0-0	.000	0-0-0	2	1	1	0	0	9
ALABAMA	2/24	*	29	10-10	1.000	4-4	1.000	4-5	.800	3-2-5	0	2	0	0	2	28
at Mississippi St.	2/27	*	18	1-3	.333	0-1	.000	0-0	.000	1-3-4	3	0	1	0	1	2
ARKANSAS	3/2	*	13	3-4	.750	1-1	1.000	3-4	.750	0-1-1	2	1	1	0	3	10

Career Statistics

Year	GP-GS	Min-Avg	FG-FGA	Pct	3FG-FGA	Pct	FT-FTA	Pct	Off-Def-Tot-Avg	PF-FO	Ast	TO	Blk	Stl	Pts	Avg
2023-24	28-27	602-21.5	92-187	.492	24-67	.358	35-46	.761	34-61-95-3.4	62-2	24	25	6	27	243	8.7
Career	28-27	602-21.5	92-187	.492	24-67	.358	35-46	.761	34-61-95-3.4	62-2	24	25	6	27	243	8.7



2023-24 SEASON/CAREER HIGHS		
Points		
Season	17, vs. Penn (12/9/23)	
Career	17, vs. Penn (12/9/23)	
Rebounds		
Season	11, vs. Penn (12/9/23)	
Career	11, vs. Penn (12/9/23)	
Field Goals		
Season	7, vs. Penn (12/9/23)	
Career	7, vs. Penn (12/9/23)	
Field Goals Attempted		
Season	12, vs. Penn (12/9/23)	
Career	12, vs. Penn (12/9/23)	
3-Point Field Goals		
Season	1, 4x, last ARKANSAS (3/2/24)	
Career	1, 4x, last ARKANSAS (3/2/24)	
3-Point Field Goals Attempted		
Season	2, 3x, last MISS. ST. (1/18/24)	
Career	2, 3x, last MISS. ST. (1/18/24)	
Free Throws		
Season	6, ARKANSAS (3/2/24)	
Career	6, ARKANSAS (3/2/24)	
Free Throws Attempted		
Season	8, ARKANSAS (3/2/24)	
Career	8, ARKANSAS (3/2/24)	
Assists		
Season	2, at Texas A&M (1/13/24)	
Career	2, at Texas A&M (1/13/24)	
Steals		
Season	2, 3x, last MISS. ST. (1/18/24)	
Career	2, 3x, last MISS. ST. (1/18/24)	
Blocked Shots		
Season	3, vs. Penn (12/9/23)	
Career	3, vs. Penn (12/9/23)	
Minutes Played		
Season	30, MISSOURI (1/9/24)	
Career	30, MISSOURI (1/9/24)	
MISCELLANEOUS		
	2023-24	CAREER*
Dunks	18	18
Double-Figure Scoring Games	7	7
Double-Figure Rebounding Games	1	1
Games With Double-Double	1	1
Games Led UK in Scoring	1	1
Games Led UK in Rebounding	5	5
Games Led UK in Assists	0	0
Games Led UK in Steals	3	3
Games Led UK in Blocks	3	3
Games With 3+ Assists	0	0
Games With 3+ Blocks	1	1
Games With 3+ Steals	0	0
Games With 3+ Three-Pointers	0	0

- Totaled 15 points vs. Arkansas, his most since Dec. 9, connecting on a career-best six free throws
- Tallied 12 points at Vanderbilt, his most in an SEC game, while adding seven rebounds in 19 minutes of action
- Scored 11 points in win over Mississippi State
- Had two steals at Florida and finished the game strong with a big block late in the game followed by a 3-pointer on the ensuing possession to give UK the lead for good with 1:27 to play; named SEC Freshman of the Week for that performance
- Made his first career start and scored 12 points vs. UNC, including hitting the game-clinching free throws. He also snared an offensive board and had a putback layup to help UK retake the lead with under five minutes to play
- Incredible effort in his second collegiate game vs. Penn, scoring a team-high-tying 17 points with 11 rebounds, hitting a 3 with three blocks in 29 minutes
- Saw his first game action of the season vs. UNCW, playing 13 minutes and recording a dunk, two rebounds and a block
- Missed the first seven games with a foot injury
- Ranked as high as No. 2 overall by both Rivals and 247Sports in the 2023 class
- McDonald's All American and Jordan Brand Classic representative
- NJ.com First-Team All-State as a senior
- Logged 12.1 points and 9.4 rebounds per game as a senior

Game-By-Game Statistics

Opponent	Date	GS	Min	FG-A	Pct.	3FG-A	Pct.	FT-A	Pct.	Off-Def-Tot	PF	Ast	TO	Blk	Stl	Pts
NEW MEXICO ST.	11/6				DNP - Injury (foot)											
A&M-COMMERCE	11/10				DNP - Injury (foot)											
vs. Kansas	11/14				DNP - Injury (foot)											
STONEHILL	11/17				DNP - Injury (foot)											
ST. JOSEPH'S	11/20				DNP - Injury (foot)											
MARSHALL	11/24				DNP - Injury (foot)											
MIAMI	11/28				DNP - Injury (foot)											
UNC WILMINGTON	12/2		13	1-1	1.000	0-0	.000	1-2	.500	0-2-2	0	0	0	1	0	3
vs. Penn	12/9		29	7-12	.583	1-2	.500	2-4	.500	5-6-11	3	0	0	3	1	17
vs. North Carolina	12/16	*	21	4-6	.667	1-1	1.000	3-5	.600	3-0-3	4	0	2	0	2	12
at Louisville	12/21	*	21	1-2	.500	0-0	.000	0-0	.000	3-1-4	4	0	1	1	0	2
ILLINOIS STATE	12/29	*	15	1-4	.250	0-0	.000	0-0	.000	1-0-1	3	0	0	1	0	2
at Florida	1/6	*	25	3-7	.429	1-2	.500	3-6	.500	2-5-7	1	0	0	1	2	10
MISSOURI	1/9	*	30	5-9	.556	0-1	.000	0-0	.500	0-6-6	3	1	1	0	0	10
at Texas A&M	1/13	*	6	0-1	.000	0-1	.000	0-0	.000	1-0-1	4	2	0	0	0	0
MISSISSIPPI ST.	1/17	*	25	5-8	.625	0-2	.000	1-2	.500	2-4-6	3	0	1	2	2	11
GEORGIA	1/20	*	21	2-3	.667	0-0	.000	2-2	1.000	0-3-3	1	0	1	0	1	6
at South Carolina	1/23	*	22	2-3	.667	0-1	.000	0-0	.000	3-5-8	3	0	0	1	0	4
at Arkansas	1/27	*	12	0-1	.000	0-0	.000	0-0	.000	1-2-3	3	1	0	0	0	0
FLORIDA	1/31		9	1-2	.500	0-0	.000	0-0	.000	0-0-0	1	0	0	1	0	2
TENNESSEE	2/3		16	1-2	.500	0-0	.000	0-2	.000	3-3-6	3	0	0	0	0	2
at Vanderbilt	2/6		19	4-7	.571	0-1	.000	4-4	1.000	3-4-7	1	0	0	0	0	12
GONZAGA	2/10		11	1-2	.500	0-1	.000	1-2	.500	2-0-2	4	0	0	0	0	3
OLE MISS	2/13		13	2-2	1.000	0-0	.000	0-1	.000	1-1-2	0	0	0	2	0	4
at Auburn	2/17		3	0-0	.000	0-0	.000	0-0	.000	0-0-0	0	0	0	1	0	0
at LSU	2/21		8	0-2	.000	0-1	.000	0-0	.000	0-1-1	1	1	0	0	0	0
ALABAMA	2/24		5	1-1	1.000	0-0	.000	0-0	.000	1-0-1	1	1	2	1	0	2
at Mississippi St.	2/27		7	2-2	1.000	0-0	.000	0-2	.000	0-1-1	2	0	0	2	0	4
ARKANSAS	3/2		12	4-4	1.000	1-1	1.000	6-8	.750	1-4-5	2	1	1	0	0	15

Career Statistics

Year	GP-GS	Min-Avg	FG-FGA	Pct	3FG-FGA	Pct	FT-FTA	Pct	Off-Def-Tot-Avg	PF-FO	Ast	TO	Blk	Stl	Pts	Avg
2023-24	22-10	341-15.5	47-81	.580	4-14	.286	23-40	.575	32-48-80-3.6	47-0	7	9	17	8	121	5.5
Career	22-10	341-15.5	47-81	.580	4-14	.286	23-40	.575	32-48-80-3.6	47-0	7	9	17	8	121	5.5



2023-24 SEASON/CAREER HIGHS		
Points		
Season	16, vs. Kansas (11/14/23)	
Career	16, vs. Kansas (11/14/23)	
Rebounds		
Season	13, vs. Kansas (11/14/23)	
Career	13, vs. Kansas (11/14/23)	
Field Goals		
Season	6, GONZAGA (2/10/24)	
Career	6, GONZAGA (2/10/24)	
Field Goals Attempted		
Season	11, GONZAGA (2/10/24)	
Career	11, GONZAGA (2/10/24)	
3-Point Field Goals		
Season	1, 7x, last at Miss St. (2/27/24)	
Career	1, 10x, last at Miss St. (2/27/24)	
3-Point Field Goals Attempted		
Season	4, at Mississippi St. (2/27/24)	
Career	4, at Mississippi St. (2/27/24)	
Free Throws		
Season	7, TENNESSEE (2/3/24)	
Career	7, TENNESSEE (2/3/24)	
Free Throws Attempted		
Season	8, TENNESSEE (2/3/24)	
Career	8, TENNESSEE (2/3/24)	
Assists		
Season	3, 3x, last ARKANSAS (3/2/24)	
Career	3, 3x, last ARKANSAS (3/2/24)	
Steals		
Season	3, ST. JOE'S (11/20/23)	
Career	3, ST. JOE'S (11/20/23)	
Blocked Shots		
Season	4, 2x, last at LSU (2/21/24)	
Career	4, 2x, last at LSU (2/21/24)	
Minutes Played		
Season	33, at Auburn (2/17/24)	
Career	33, at Auburn (2/17/24)	
MISCELLANEOUS		
	2023-24	CAREER*
Dunks	20	22
Double-Figure Scoring Games	5	5
Double-Figure Rebounding Games	1	1
Games With Double-Double	1	1
Games Led UK in Scoring	0	0
Games Led UK in Rebounding	7	7
Games Led UK in Assists	1	1
Games Led UK in Steals	1	5
Games Led UK in Blocks	5	8
Games With 3+ Assists	3	3
Games With 3+ Blocks	3	3
Games With 3+ Steals	1	1
Games With 3+ Three-Pointers	0	0

- Finished in double figures for the fourth time in six games with 11 points at Mississippi State
- Registered 12 points, two assists a block and a steal vs. No. 13 Alabama
- Tied career-high with four blocks at LSU, adding nine boards, eight points, two assists and two steals
- Played a career-high 33 minutes in road win at Auburn, scoring 14 points and grabbing eight rebounds
- Scored 15 points, snarred five boards and had three blocks, while playing a career-high 32 minutes vs. Gonzaga
- Posted first career double-double with a career highs in points (16) and rebounds (13) in a career-high 31 minutes against No. 1 Kansas
- In his first collegiate start, generated five points and a career-high seven boards vs. New Mexico State
- Averaged 7.5 points, 5.8 rebounds and 1.3 blocks per game during the summer's GLOBL JAM
- Notched averages of 2.3 points and 1.9 rebounds per game in 20 appearances as a freshman last year
- Had season highs of seven points and five rebounds in 24 minutes in a critical road victory at Arkansas
- Averaged 23.3 points, 10.3 rebounds, 5.9 assists, 3.9 steals and 2.3 blocks per game and directed Quaker Valley to a 27-1 record and a 14-0 mark in league play as a senior in high school
- Finished his high school career with 1,624 career points which ranked as the third most in team history
- Father, Almamy, played for John Calipari at Memphis

Game-By-Game Statistics

Opponent	Date	GS	Min	FG-A	Pct.	3FG-A	Pct.	FT-A	Pct.	Off-Def-Tot	PF	Ast	TO	Blk	Stl	Pts
NEW MEXICO ST.	11/6	*	20	1-3	.333	0-1	.000	3-5	.600	1-6-7	2	0	1	1	0	5
A&M-COMMERCE	11/10		DNP - Injury (concussion protocol)													
vs. Kansas	11/14	*	31	5-10	.500	1-3	.333	5-6	.833	6-7-13	2	1	1	0	0	16
STONEHILL	11/17	*	27	2-4	.500	0-0	.000	2-2	1.000	1-4-5	0	0	0	1	0	6
ST. JOSEPH'S	11/20	*	31	3-6	.500	0-1	.000	1-4	.250	0-5-5	2	0	0	0	3	7
MARSHALL	11/24	*	23	3-6	.500	0-1	.000	0-0	.000	3-4-7	3	2	2	2	2	6
MIAMI	11/28	*	28	4-5	.800	0-0	.000	1-1	1.000	1-5-6	3	3	2	1	0	9
UNC WILMINGTON	12/2	*	25	2-4	.500	0-0	.000	3-3	1.000	1-5-6	3	0	0	1	0	7
vs. Penn	12/9	*	15	3-5	.600	0-0	.000	0-0	.000	2-0-2	1	0	1	0	2	6
vs. North Carolina	12/16		17	2-4	.500	1-2	.000	2-2	1.000	0-1-1	3	2	1	4	0	7
at Louisville	12/21		13	2-4	.500	1-2	.500	2-2	1.000	1-3-4	1	0	1	1	0	7
ILLINOIS STATE	12/29		DNP - Injury (general soreness)													
at Florida	1/6		DNP - Injury (general soreness)													
MISSOURI	1/9		DNP - Injury (general soreness)													
at Texas A&M	1/13		DNP - Injury (general soreness)													
MISSISSIPPI ST.	1/17		DNP - Injury (general soreness)													
GEORGIA	1/20		DNP - Injury (general soreness)													
at South Carolina	1/23		DNP - Injury (general soreness)													
at Arkansas	1/27	*	12	0-5	.000	0-0	.000	1-2	.500	3-3-6	3	0	0	1	0	1
FLORIDA	1/31	*	15	3-4	.750	1-1	1.000	0-1	.000	1-1-2	2	1	0	1	1	7
TENNESSEE	2/3		23	1-3	.333	0-1	.000	7-8	.875	2-4-6	3	3	0	0	0	9
at Vandebilt	2/6	*	18	2-5	.400	0-0	.000	0-0	.000	1-3-4	1	2	0	0	1	4
GONZAGA	2/10	*	32	6-11	.545	1-2	.500	2-2	1.000	4-1-5	2	2	1	3	1	15
OLE MISS	2/13		21	1-4	.250	0-0	.000	2-2	1.000	0-5-5	2	1	0	0	1	4
at Auburn	2/17	*	33	4-8	.500	0-0	.000	6-6	1.000	0-8-8	3	1	2	0	0	14
at LSU	2/21	*	30	4-9	.444	0-2	.000	0-0	.000	2-7-9	1	2	2	4	2	8
ALABAMA	2/24	*	16	5-7	.714	1-1	1.000	1-1	1.000	0-1-1	5	2	0	1	1	12
at Mississippi St.	2/27	*	26	5-9	.556	1-4	.250	0-0	.000	2-1-3	2	0	1	0	2	11
ARKANSAS	3/2	*	18	2-4	.500	0-1	.000	1-2	.500	1-1-2	1	3	1	1	0	5

Career Statistics

Year	GP-GS	Min-Avg	FG-FGA	Pct	3FG-FGA	Pct	FT-FTA	Pct	Off-Def-Tot-Avg	PF-FO	Ast	TO	Blk	Stl	Pts	Avg
2022-23	20-0	190-9.5	10-29	.345	3-9	.333	23-33	.697	16-21-37-1.9	26-0	8	13	6	9	46	2.3
2023-24	21-17	475-22.6	60-120	.500	7-22	.318	39-49	.796	32-75-107-5.1	45-1	25	14	22	16	166	7.9
Career	41-17	666-16.2	70-149	.470	10-31	.323	62-82	.756	48-96-144-3.5	71-1	33	27	28	25	221	5.2

4 TRE MITCHELL

Gr. | Forward | 6-9 | 231 | Pittsburgh | West Virginia University



2023-24 SEASON/CAREER HIGHS*		
Points		
Season	23, GEORGIA (1/20/24)	
Career	37, at La Salle (12/15/20)	
Rebounds		
Season	14, MISSOURI (1/9/24)	
Career	19, at Fordham (2/22/20)	
Field Goals		
Season	8, 3x, last GEORGIA (1/20/24)	
Career	13, 3x, last at La Salle (12/15/20)	
Field Goals Attempted		
Season	15, 2x, last MARSHALL (11/24/23)	
Career	22, DAYTON (2/15/20)	
3-Point Field Goals		
Season	4, 2x, last at Louisville (12/21/23)	
Career	6, vs. Rhode Island (3/7/20)	
3-Point Field Goals Attempted		
Season	10, ST. JOE'S (11/20/23)	
Career	10, ST. JOE'S (11/20/23)	
Free Throws		
Season	6, 3x, last GEORGIA (1/20/24)	
Career	10, GEORGE MASON (12/30/20)	
Free Throws Attempted		
Season	8, UNCW (12/2/23)	
Career	14, at La Salle (12/16/20)	
Assists		
Season	7, MIAMI (11/28/23)	
Career	7, MIAMI (11/28/23)	
Steals		
Season	3, A&M-COMMERCE (11/10/23)	
Career	4, vs. Texas Tech (3/8/23)	
Blocked Shots		
Season	4, ST. JOE'S (11/20/23)	
Career	4, ST. JOE'S (11/20/23)	
Minutes Played		
Season	44, at Texas A&M (1/13/24)	
Career	44, at Texas A&M (1/13/24)	
MISCELLANEOUS 2023-24 CAREER		
Dunks	4	38
Double-Figure Scoring Games	13	84
Double-Figure Rebounding Games	6	17
Games With Double-Double	4	15
Games Led Team in Scoring	2	36
Games Led Team in Rebounding	10	48
Games Led Team in Assists	3	16
Games Led Team in Steals	3	25
Games Led Team in Blocks	7	53
Games With 3+ Assists	14	37
Games With 3+ Blocks	2	8
Games With 3+ Steals	1	6
Games With 3+ Three-Pointers	3	12
<i>*includes WVU/UT/UMass statistics</i>		

- Returned from shoulder injury vs. Arkansas, logging 16 minutes off bench
- Up to 69 assists this season, the most of his collegiate career
- Had fourth double-double of season in win at Arkansas
- Season-high 23 points in win vs. Georgia
- Scored 20 points and 14 rebounds vs. Missouri, UK's first 20-10 game of the season
- UK is 10-1 this season when he scores at least 12 points
- Incredible game vs. UofL with 18 points and team-best 12 rebounds for his first double-double at Kentucky, hitting four 3s in the effort
- Scored 14 points with a career-best seven assists vs. Miami
- Led UK in scoring against St. Joe's with 22 points, hitting a season-best four 3-pointers, including two in overtime to help UK seal the victory
- Graduate student who has amassed more than 1,300 career points and more than 550 career rebounds
- A-10 First-Team player as a sophomore where he averaged a team-best 18.8 points and 7.2 rebounds at UMass
- Was the A-10 Rookie of the Year as a freshman with the Minutemen averaging 17.7 points and 7.2 rebounds per game

Game-By-Game Statistics

Opponent	Date	GS	Min	FG-A	Pct.	3FG-A	Pct.	FT-A	Pct.	Off-Def-Tot	PF	Ast	TO	Blk	Stl	Pts
NEW MEXICO ST.	11/6	*	35	3-8	.375	0-3	.000	3-4	.750	3-6-9	1	5	0	0	1	9
A&M-COMMERCE	11/10	*	32	8-11	.727	1-2	.500	1-1	1.000	2-6-8	0	1	0	1	3	18
vs. Kansas	11/14	*	39	2-4	.500	1-1	1.000	3-7	.429	2-4-6	4	3	0	2	2	8
STONEHILL	11/17	*	31	7-9	.778	1-1	1.000	0-0	.000	1-3-4	2	4	2	0	2	15
ST. JOSEPH'S	11/20	*	41	7-15	.467	4-10	.400	4-6	.667	3-3-6	2	4	0	4	1	22
MARSHALL	11/24	*	28	8-15	.533	1-4	.250	1-1	1.000	1-3-4	3	4	1	1	1	18
MIAMI	11/28	*	33	5-8	.625	1-4	.250	3-4	.750	1-4-5	4	7	3	2	1	14
UNC WILMINGTON	12/2	*	36	2-5	.400	1-2	.500	6-8	.750	0-6-6	4	3	2	1	0	11
vs. Penn	12/9	*	36	2-7	.286	0-2	.000	0-0	.000	0-9-9	2	4	3	1	0	4
vs. North Carolina	12/16	*	32	3-5	.600	1-3	.333	1-2	.500	2-3-5	2	2	2	0	0	8
at Louisville	12/21	*	30	7-13	.538	4-7	.571	0-0	.000	2-10-12	3	1	2	3	2	18
ILLINOIS STATE	12/29	*	29	2-4	.500	1-3	.333	3-4	.750	1-10-11	2	4	0	1	0	8
at Florida	1/6	*	35	5-12	.417	0-2	.000	2-3	.667	1-9-10	3	0	1	0	2	12
MISSOURI	1/9	*	40	6-11	.545	2-6	.333	6-6	1.000	2-12-14	2	3	2	2	0	20
at Texas A&M	1/13	*	44	3-13	.231	1-6	.167	1-2	.500	8-5-13	2	6	3	1	0	8
MISSISSIPPI ST.	1/17	*	28	5-5	1.000	1-1	1.000	4-4	1.000	1-2-3	2	3	1	1	0	15
GEORGIA	1/20	*	28	8-10	.800	1-2	.500	6-7	.857	1-4-5	3	4	1	1	0	23
at South Carolina	1/23	*	34	5-8	.625	1-1	1.000	2-2	1.000	2-3-5	3	2	2	2	0	13
at Arkansas	1/27	*	33	3-10	.300	3-6	.500	1-2	.500	1-10-11	3	2	1	1	2	10
FLORIDA	1/31	*	38	2-10	.200	0-5	.000	1-2	.500	2-7-9	3	3	1	1	1	5
TENNESSEE	2/3	*	24	0-3	.000	0-2	.000	0-1	.000	2-3-5	1	1	1	0	0	0
at Vanderbilt	2/6															
GONZAGA	2/10															
OLE MISS	2/13	*	21	2-5	.400	0-2	.000	1-1	1.000	1-5-6	3	2	2	0	0	5
at Auburn	2/17															
at LSU	2/21															
ALABAMA	2/24															
at Mississippi St.	2/27															
ARKANSAS	3/2		16	0-5	.000	0-3	.000	2-2	1.000	1-2-3	1	1	2	0	1	2

Career Statistics

Year	GP-GS	Min-Avg	FG-FGA	Pct	3FG-FGA	Pct	FT-FTA	Pct	Off-Def-Tot-Avg	PF-FO	Ast	TO	Blk	Stl	Pts	Avg
2019-20	31-31	955-30.8	206-428	.481	37-112	.330	99-136	.728	45-177-222-7.2	93-3	58	101	32	31	548	17.7
2020-21	13-12	419-32.2	83-160	.519	15-40	.375	63-82	.768	18-75-93-7.2	35-0	29	28	20	16	244	18.8
2021-22	24-17	447-18.6	77-161	.478	15-46	.326	40-50	.800	30-65-95-4.0	41-0	32	35	16	17	209	8.7
2022-23	34-32	1019-30.0	143-304	.470	36-99	.364	75-95	.789	45-142-187-5.5	91-2	61	73	21	28	397	11.7
2023-24	23-22	744-32.3	95-196	.485	25-78	.321	51-69	.739	40-129-169-7.3	55-0	69	32	25	19	266	11.6
TOTAL	125-114	3589-28.7	604-1249	.484	128-375	.341	328-432	.759	178-588-766-6.1	315-5	249	269	114	111	1664	13.3

12 ANTONIO REEVES

Sr. | Guard | 6-6 | 195 | Chicago | Illinois State University



2023-24 SEASON/CAREER HIGHS*	
Points	
Season	30, at Louisville (12/21/23)
Career	37, at Arkansas (3/4/23)
Rebounds	
Season	8, vs. Kansas (11/14/23)
Career	10, UTSA (12/21/21)
Field Goals	
Season	10, 2x, last ILLINOIS ST. (12/29/23)
Career	13, VALPARAISO (2/9/22)
Field Goals Attempted	
Season	25, vs. Kansas (11/14/23)
Career	25, vs. Kansas (11/14/23)
3-Point Field Goals	
Season	6, at Vanderbilt (2/6/24)
Career	6, 4x, last at Vanderbilt (2/6/24)
3-Point Field Goals Attempted	
Season	17, vs. Kansas (11/14/23)
Career	17, vs. Kansas (11/14/23)
Free Throws	
Season	9, MISSISSIPPI ST. (1/17/24)
Career	11, at Arkansas (3/4/23)
Free Throws Attempted	
Season	9, 2x, last ALABAMA (2/24/24)
Career	11, at Arkansas (3/4/23)
Assists	
Season	5, ALABAMA (2/24/24)
Career	5, 3x, last ALABAMA (2/24/24)
Steals	
Season	2, 5x, last ALABAMA (2/24/24)
Career	3, 5x, last LOYOLA CHICAGO (2/21/22)
Blocked Shots	
Season	1, 5x, last at Vanderbilt (2/6/24)
Career	3, 2x, last UNI (3/4/22)
Minutes Played	
Season	38, MIAMI (11/24/23)
Career	46, at Eastern Michigan (11/12/21)
MISCELLANEOUS	2023-24 CAREER
Dunks	8 26
Double-Figure	
Scoring Games	28 114
Double-Figure	
Rebounding Games	0 1
Games With	
Double-Double	0 1
Games Led Team	
in Scoring	13 60
Games Led Team	
in Rebounding	3 9
Games Led Team	
in Assists	0 8
Games Led Team	
in Steals	1 23
Games Led Team	
in Blocks	2 9
Games With	
3+ Assists	7 25
Games With	
3+ Blocks	0 1
Games With	
3+ Steals	0 5
Games With	
3+ Three-Pointers	13 49
*includes Illinois State statistics	

- Jerry West Award Finalist for the nation's best shooting guard
- USBWA Oscar Robertson/All-America Watch List
- Wooden Award Late Season Watch List, Naismith Trophy Watch List
- Team's leading scorer at 20.0 points per game
- Scored in double figures in every game but one this season
- Scored 20 or more for the fifth consecutive game vs. Arkansas, longest streak since Jamal Murray in 2016 (12). His .800 FG% vs. Arkansas was his most efficient performance from the field this season
- Became the 62nd player in program history to score 1,000 points at Kentucky, crossing the mark with his 25-point showing at LSU
- Team-high 22 points in road win at No. 13 Auburn, including 13 in second half
- Second-straight 20-point effort, and 12th this season, at Vanderbilt with a game-high 24 points highlighted by six made 3-pointers
- Crossed the 2,000-point milestone in win over Georgia, scoring 21, his ninth game with at least 20 points this season
- Led team with 27 points, and a season-high nine made free throws in win over Mississippi State
- Scored 27 points against Illinois State, hitting four 3s with six rebounds
- Scored 30 points at UofL - the most by a UK player vs. UofL in the Coach Cal Era - earning MVP by the Bluegrass Sports Commission
- Scored a team-high 24 points while pulling down eight boards vs. Kansas
- Was the Co-Sixth Man of the Year in the SEC a season ago

Game-By-Game Statistics

Opponent	Date	GS	Min	FG-A	Pct.	3FG-A	Pct.	FT-A	Pct.	Off-Def-Tot	PF	Ast	TO	Blk	Stl	Pts
NEW MEXICO ST.	11/6	*	35	4-10	.400	2-6	.333	1-2	.500	0-2-2	0	1	1	0	2	11
A&M-COMMERCE	11/10	*	29	8-14	.571	5-8	.625	0-0	.000	0-6-6	2	2	0	0	0	21
vs. Kansas	11/14	*	34	7-25	.280	3-17	.176	7-7	1.000	3-5-8	2	1	1	0	0	24
STONEHILL	11/17	*	27	6-10	.600	3-6	.500	0-0	.000	1-4-5	0	4	2	0	0	15
ST. JOSEPH'S	11/20	*	32	7-9	.778	3-3	1.000	3-4	.750	0-5-5	0	3	0	1	0	20
MARSHALL	11/24	*	30	8-13	.615	5-7	.714	2-2	1.000	2-2-4	1	1	2	0	0	23
MIAMI	11/28	*	38	7-12	.583	1-3	.333	3-4	.750	2-3-5	1	1	1	0	1	18
UNC WILMINGTON	12/2	*	27	5-9	.556	1-2	.500	3-4	.750	0-3-3	5	0	2	0	1	14
vs. Penn	12/9	*	26	7-13	.538	2-6	.333	0-1	.000	2-1-3	2	1	1	0	0	16
vs. North Carolina	12/16	*	23	2-9	.222	1-3	.333	4-4	1.000	1-3-4	1	1	1	1	1	9
at Louisville	12/21	*	30	10-16	.625	4-5	.800	6-7	.857	1-0-1	2	2	1	0	2	30
ILLINOIS STATE	12/29	*	34	10-15	.667	4-8	.500	3-3	1.000	1-5-6	1	2	0	0	0	27
at Florida	1/6	*	27	8-16	.500	2-7	.286	1-2	.500	1-1-2	2	0	2	1	0	19
MISSOURI	1/9	*	29	3-9	.333	0-5	.000	8-8	1.000	0-6-6	3	1	1	0	1	14
at Texas A&M	1/13	*	31	7-15	.467	5-10	.500	3-4	.750	0-6-6	3	1	2	1	0	22
MISSISSIPPI ST	1/17	*	30	8-12	.667	2-5	.400	9-9	1.000	0-4-4	0	3	2	0	0	27
GEORGIA	1/20	*	37	7-12	.583	2-4	.500	5-5	1.000	1-4-5	1	4	2	0	1	21
at South Carolina	1/24	*	30	6-18	.333	1-3	.333	2-2	1.000	0-4-4	2	0	1	1	0	15
at Arkansas	1/27	*	37	9-20	.450	4-8	.500	2-3	.667	0-4-4	2	1	3	0	2	24
FLORIDA	1/31	*	37	7-15	.467	3-5	.600	2-2	1.000	0-4-4	4	3	3	0	1	19
TENNESSEE	2/3	*	35	8-18	.444	1-5	.200	4-4	1.000	1-1-2	2	3	1	0	1	21
at Vanderbilt	2/6	*	31	9-16	.563	6-9	.667	0-0	.000	1-5-6	1	2	0	1	1	24
GONZAGA	2/10	*	31	6-13	.462	1-2	.500	4-5	.800	1-0-1	1	1	0	1	1	17
OLE MISS	2/13	*	28	6-12	.500	1-5	.200	2-2	1.000	0-7-7	2	0	2	0	0	15
at Auburn	2/17	*	34	8-20	.400	3-6	.500	3-5	.600	1-4-5	4	1	0	0	0	22
at LSU	2/21	*	33	8-15	.533	3-5	.600	6-6	1.000	1-3-4	3	1	1	0	2	25
ALABAMA	2/24	*	31	7-10	.700	2-3	.667	8-9	.889	0-2-2	0	5	0	0	2	24
at Mississippi St.	2/27	*	37	8-15	.533	2-7	.286	3-3	1.000	0-2-2	3	2	0	0	1	21
ARKANSAS	3/2	*	29	8-10	.800	1-2	.500	5-6	.833	0-4-4	1	1	5	0	1	22

Career Statistics

Year	GP-GS	Min-Avg	FG-FGA	Pct	3FG-FGA	Pct	FT-FTA	Pct	Off-Def-Tot-Avg	PF-FO	Ast	TO	Blk	Stl	Pts	Avg
2019-20	31-3	693-22.4	81-211	.384	33-105	.314	27-41	.659	15-61-76-2.5	38-0	22	30	2	20	222	7.2
2020-21	25-24	751-30.0	110-259	.425	33-108	.306	58-76	.763	19-63-82-3.3	36-0	36	45	6	9	311	12.4
2021-22	33-33	1151-34.9	237-505	.469	76-195	.390	112-137	.818	19-98-117-3.5	59-2	60	77	15	36	662	20.1
2022-23	34-14	948-27.9	168-404	.416	80-201	.398	72-92	.783	13-59-72-2.1	70-1	37	50	6	14	488	14.4
2023-24	29-29	913-31.5	204-401	.509	73-165	.442	99-113	.876	20 100 120 4.1	51-1	48	37	7	21	580	20.0
Career	152-103	4456-29.3	800-1780	.449	295-774	.381	368-459	.802	86-381-467-3.1	254-4	203	239	36	100	2263	14.9

13 GRANT DARBYSHIRE

So. | Guard | 6-3 | 190 | Cincinnati | Sycamore HS



2023-24 SEASON/CAREER HIGHS		
Points		
Season	-	
Career	-	
Rebounds		
Season	-	
Career	-	
Field Goals		
Season	-	
Career	-	
Field Goals Attempted		
Season	-	
Career	-	
3-Point Field Goals		
Season	-	
Career	-	
3-Point Field Goals Attempted		
Season	-	
Career	-	
Free Throws		
Season	-	
Career	-	
Free Throws Attempted		
Season	-	
Career	-	
Assists		
Season	-	
Career	-	
Steals		
Season	-	
Career	-	
Blocked Shots		
Season	-	
Career	-	
Minutes Played		
Season	1, 4x, last at Vanderbilt (2/6/23)	
Career	1, 4x, last at Vanderbilt (2/6/23)	
MISCELLANEOUS		
	2023-24	CAREER*
Dunks	0	0
Double-Figure Scoring Games	0	0
Double-Figure Rebounding Games	0	0
Games With Double-Double	0	0
Games Led UK in Scoring	0	0
Games Led UK in Rebounding	0	0
Games Led UK in Assists	0	0
Games Led UK in Steals	0	0
Games Led UK in Blocks	0	0
Games With 3+ Assists	0	0
Games With 3+ Blocks	0	0
Games With 3+ Steals	0	0
Games With 3+ Three-Pointers	0	0

- Saw first court time in SEC play at Vanderbilt
- Played in his first career game against Marshall
- Saw time in UK's double-digit win at Louisville and Illinois State
- Saw action in UK's exhibition win over Kentucky State
- Is UK's SAAC representative and also serves on the SEC Leadership Council
- Served as a captain for Sycamore as a senior and helped lead the team to the Greater Miami Conference championship
- Team amassed a 20-3 record, which was the best in school history
- Was a summa cum laude graduate and was also a National Merit Scholar Commended, a four-time All Conference Academic Team member and was a member of the National Honor Society, the Spanish National Honor Society

Game-By-Game Statistics

Opponent	Date	GS	Min	FG-A	Pct.	3FG-A	Pct.	FT-A	Pct.	Off-Def-Tot	PF	Ast	TO	Blk	Stl	Pts
NEW MEXICO ST.	11/6															
A&M-COMMERCE	11/10															
vs. Kansas	11/14															
STONEHILL	11/17															
ST. JOSEPH'S	11/20															
MARSHALL	11/24	1	0-0	.000	0-0	.000	0-0	.000	0-0-0	0	0	0	0	0	0	0
MIAMI	11/28															
UNC WILMINGTON	12/2															
vs. Penn	12/9															
vs. North Carolina	12/16															
at Louisville	12/21	1	0-0	.000	0-0	.000	0-0	.000	0-0-0	0	0	0	0	0	0	0
ILLINOIS STATE	12/29	1	0-0	.000	0-0	.000	0-0	.000	0-0-0	0	0	0	0	0	0	0
at Florida	1/6															
MISSOURI	1/9															
at Texas A&M	1/13															
MISSISSIPPI ST	1/17															
GEORGIA	1/20															
at South Carolina	1/23															
at Arkansas	1/27															
FLORIDA	1/31															
TENNESSEE	2/3															
at Vanderbilt	2/6	1	0-0	.000	0-0	.000	0-0	.000	0-0-0	0	0	0	0	0	0	0
GONZAGA	2/10															
OLE MISS	2/13															
at Auburn	2/17															
at LSU	2/21															
ALABAMA	2/24															
at Mississippi St.	2/27															
ARKANSAS	3/2															

Career Statistics

Year	GP-GS	Min-Avg	FG-FGA	Pct	3FG-FGA	Pct	FT-FTA	Pct	Off-Def-Tot-Avg	PF-FO	Ast	TO	Blk	Stl	Pts	Avg
2023-24	4-0	3-0.7	0-0	.000	0-0	.000	0-0	.000	0-0-0-0.0	0-0	0	0	0	0	0	0.0
Career	4-0	3-0.7	0-0	.000	0-0	.000	0-0	.000	0-0-0-0.0	0-0	0	0	0	0	0	0.0

14 BRENNAN CANADA

Gr. | Forward | 6-5 | 200 | Mt. Sterling, Ky. | George Rogers Clark HS



2023-24 SEASON/CAREER HIGHS

Points	Season -
Career 3, S. CAROLINA ST. (11/17/22)	
Rebounds	Season 1, 2x, last at Vanderbilt (2/6/24)
Career 1, 4x, last at Vanderbilt (2/6/24)	
Field Goals	Season -
Career 1, 4x, last S. CAROLINA ST. (11/17/22)	
Field Goals Attempted	Season -
Career 2, WESTERN KENTUCKY (12/22/21)	
3-Point Field Goals	Season -
Career 1, S. CAROLINA ST. (11/17/22)	
3-Point Field Goals Attempted	Season -
Career 1, 3x, last N. FLORIDA (11/23/22)	
Free Throws	Season -
Career -	
Free Throws Attempted	Season -
Career -	
Assists	Season 1, NEW MEXICO ST. (11/6/23)
Career 1, 2x, last NEW MEXICO ST. (11/6/23)	
Steals	Season -
Career 1, SOUTH CAROLINA (3/6/21)	
Blocked Shots	Season -
Career 1, TENNESSEE (1/15/22)	
Minutes Played	Season 1, 5x, last at Vanderbilt (2/6/24)
Career 3, HIGH POINT (12/31/21)	
MISCELLANEOUS	2023-24 CAREER
Dunks	0 0
Double-Figure	
Scoring Games	0 0
Double-Figure	
Rebounding Games	0 0
Games With	
Double-Double	0 0
Games Led UK	
in Scoring	0 0
Games Led UK	
in Rebounding	0 0
Games Led UK	
in Assists	0 0
Games Led UK	
in Steals	0 0
Games Led UK	
in Blocks	0 1
Games With	
3+ Assists	0 0
Games With	
3+ Blocks	0 0
Games With	
3+ Steals	0 0
Games With	
3+ Three-Pointers	0 0

- Snared a rebound at Vanderbilt
- Saw action vs. Marshall, Illinois State and Louisville
- Had a rebound and an assist in the win over New Mexico State
- Graduate student with veteran presence on UK's young roster. Played 39 minutes in the Blue-White game, scoring five points
- Made his first career start last season on Senior Day against Vanderbilt
- Graduated with a degree in communication and is now pursuing a graduate degree in sport, fitness and recreation management
- Inducted into UK's Frank G. Ham Society of Character which honors student-athletes who have shown an extraordinary commitment to academic excellence, athletic participation, personal development, career preparation and serving as a role model

Game-By-Game Statistics

Opponent	Date	GS	Min	FG-A	Pct.	3FG-A	Pct.	FT-A	Pct.	Off-Def-Tot	PF	Ast	TO	Blk	Stl	Pts
NEW MEXICO ST.	11/6	1	0-0	.000	0-0	.000	0-0-1	0	1	0	0	0	0	0	0	0
A&M-COMMERCE	11/10	DNP - Coaches' Decision														
vs. Kansas	11/14	DNP - Coaches' Decision														
STONEHILL	11/17	DNP - Coaches' Decision														
ST. JOSEPH'S	11/20	DNP - Coaches' Decision														
MARSHALL	11/24	1	0-0	.000	0-0	.000	0-0-0	0	0	0	0	0	0	0	0	0
MIAMI	11/28	DNP - Coaches' Decision														
UNC WILMINGTON	12/2	DNP - Coaches' Decision														
vs. Penn	12/9	DNP - Coaches' Decision														
vs. North Carolina	12/16	DNP - Coaches' Decision														
at Louisville	12/21	1	0-0	.000	0-0	.000	0-0-0	0	0	0	0	0	0	0	0	0
ILLINOIS STATE	12/29	1	0-0	.000	0-0	.000	0-0-0	0	0	0	0	0	0	0	0	0
at Florida	1/6	DNP - Coaches' Decision														
MISSOURI	1/9	DNP - Coaches' Decision														
at Texas A&M	1/13	DNP - Coaches' Decision														
MISSISSIPPI ST.	1/17	DNP - Coaches' Decision														
GEORGIA	1/20	DNP - Coaches' Decision														
at South Carolina	1/23	DNP - Coaches' Decision														
at Arkansas	1/27	DNP - Coaches' Decision														
FLORIDA	1/31	DNP - Coaches' Decision														
TENNESSEE	2/3	DNP - Coaches' Decision														
at Vanderbilt	2/6	1	0-0	.000	0-0	.000	0-0-1	0	0	0	0	0	0	0	0	0
GONZAGA	2/10	DNP - Coaches' Decision														
OLE MISS	2/13	DNP - Coaches' Decision														
at Auburn	2/17	DNP - Coaches' Decision														
at LSU	2/21	DNP - Coaches' Decision														
ALABAMA	2/24	DNP - Coaches' Decision														
at Mississippi St.	2/27	DNP - Coaches' Decision														
ARKANSAS	3/2	DNP - Coaches' Decision														

Career Statistics

Year	GP-GS	Min-Avg	FG-FGA	Pct	3FG-FGA	Pct	FT-FTA	Pct	Off-Def-Tot-Avg	PF-FO	Ast	TO	Blk	Stl	Pts	Avg
2019-20	4-0	3-0.8	0-0	.000	0-0	.000	0-0	.000	0-0-0-0.0	0-0	0	1	0	0	0	0.0
2020-21	2-0	3-1.5	0-0	.000	0-0	.000	0-0	.000	0-0-0-0.0	0-0	0	2	0	1	0	0.0
2021-22	9-0	13-1.4	3-4	.750	0-1	.000	0-0	.000	1-0-1-0.1	0-0	1	0	1	0	6	0.7
2022-23	5-1	9-1.8	1-3	.333	1-3	.333	0-0	.000	0-1-1-0.2	0-0	0	0	0	0	3	0.6
2023-24	5-0	4-0.8	0-0	.000	0-0	.000	0-0	.000	0-2-2-0.4	0-0	1	0	0	0	0	0.0
TOTAL	25-1	31-1.2	4-7	.571	1-4	.250	0-0	.000	1-3-4-0.2	0-0	2	3	1	1	9	0.4

15 REED SHEPPARD

Fr. | Guard | 6-3 | 187 | London, Ky. | North Laurel HS



2023-24 SEASON/CAREER HIGHS

Points		
Season	32, at Mississippi St. (2/27/24)	
Career	32, at Mississippi St. (2/27/24)	
Rebounds		
Season	9, UNCW (12/2/23)	
Career	9, UNCW (12/2/23)	
Field Goals		
Season	11, at Mississippi St. (2/27/24)	
Career	11, at Mississippi St. (2/27/24)	
Field Goals Attempted		
Season	18, FLORIDA (1/31/24)	
Career	18, FLORIDA (1/31/24)	
3-Point Field Goals		
Season	7, STONEHILL (11/17/23)	
Career	7, STONEHILL (11/17/23)	
3-Point Field Goals Attempted		
Season	9, MIAMI (11/28/23)	
Career	9, MIAMI (11/28/23)	
Free Throws		
Season	9, at Florida (1/6/24)	
Career	9, at Florida (1/6/24)	
Free Throws Attempted		
Season	11, at Florida (1/6/24)	
Career	11, at Florida (1/6/24)	
Assists		
Season	11, at Louisville (12/21/23)	
Career	11, at Louisville (12/21/23)	
Steals		
Season	5, 5x, last at LSU (2/21/24)	
Career	5, 5x, last at LSU (2/21/24)	
Blocked Shots		
Season	2, 8x, last at Mississippi St. (2/27/24)	
Career	2, 8x, last at Mississippi St. (2/27/24)	
Minutes Played		
Season	45, FLORIDA (1/31/24)	
Career	45, FLORIDA (1/31/24)	
MISCELLANEOUS		
	2023-24	CAREER*
Dunks	5	5
Double-Figure Scoring Games	19	19
Double-Figure Rebounding Games	0	0
Games With Double-Double	0	0
Games Led UK in Scoring	6	6
Games Led UK in Rebounding	5	5
Games Led UK in Assists	15	15
Games Led UK in Steals	21	21
Games Led UK in Blocks	4	4
Games With 3+ Assists	22	22
Games With 3+ Blocks	0	0
Games With 3+ Steals	13	13
Games With 3+ Three-Pointers	10	10

- Scored career-high 32 points, including the game winner with less than a second to play, in win at Mississippi State. Also led team with seven assists, five boards and two steals
- Was team leader in rebounds (6), assists (6) and steals (4) in win over No. 13 Alabama
- Notched five steals at LSU, his third-straight game, and fourth in the last five, reaching the mark
- Led team with five steals and five assists vs. Ole Miss, the 13th time a UK player has had at least 13 points, five assists and five steals since 1996-97
- Tallied 21 points, all in the second half, vs. Gonzaga while also sharing team lead in rebounds (five), assists (three) and steals (2)
- Played all 45 minutes at home vs. Florida, leading the team with 24 points, while also tallying eight rebounds and six assists
- Named SEC Freshman of the Week on Dec. 4 after games vs. Miami and UNC Wilmington and on Dec. 26 after UofL performance
- Eleven points vs. UofL with a career-best 11 assists in the game
- First-career start vs. UNCW, leading UK in points (25), rebounds (9), assists (6) and steals (2)
- Mr. Kentucky Basketball in 2023 and finished high school career with 3,727 career points
- McDonald's All American and helped Team Ohio to win Junior International Championship in Italy and earned MVP honors after scoring 26 points in the title game
- Father, Jeff, was a two-time national champion and Most Outstanding Player of the '98 Final Four at Kentucky and mother, Stacey, was a 1,000-point scorer for the UK women's basketball team

Game-By-Game Statistics

Opponent	Date	GS	Min	FG-A	Pct.	3FG-A	Pct.	FT-A	Pct.	Off-Def-Tot	PF	Ast	TO	Blk	Stl	Pts
NEW MEXICO ST.	11/6		21	4-6	.667	1-2	.500	3-3	1.000	0-5-5	1	2	0	2	2	12
A&M-COMMERCE	11/10		29	1-5	.200	1-3	.333	0-0	.000	0-3-3	1	1	1	2	3	3
vs. Kansas	11/14		16	4-5	.800	3-4	.750	2-2	1.000	0-0-0	3	1	2	0	4	13
STONEHILL	11/17		26	9-10	.900	7-8	.875	0-0	.000	0-3-3	2	7	1	2	3	25
ST. JOSEPH'S	11/20		25	0-1	.000	0-1	.000	0-0	.000	0-4-4	1	4	3	0	5	0
MARSHALL	11/24		26	4-6	.667	2-3	.667	2-2	1.000	0-7-7	1	6	1	0	2	12
MIAMI	11/28		30	8-13	.615	5-9	.556	0-0	.000	0-5-5	2	4	1	1	3	21
UNC WILMINGTON	12/2	*	39	9-17	.529	3-6	.500	4-4	1.000	1-8-9	0	6	3	0	2	25
vs. Penn	12/9		27	2-4	.500	1-3	.333	1-2	.500	1-4-5	1	3	0	1	3	6
vs. North Carolina	12/16		25	4-9	.444	1-3	.333	2-2	1.000	1-5-6	1	2	3	1	1	11
at Louisville	12/21		27	3-6	.500	2-3	.667	3-4	.750	0-4-4	1	11	2	0	2	11
ILLINOIS STATE	12/29		24	4-8	.500	2-5	.400	1-1	1.000	0-5-5	1	5	2	2	2	11
at Florida	1/6		24	2-4	.500	1-3	.333	9-11	.818	0-5-5	3	2	1	0	0	14
MISSOURI	1/9		23	1-4	.250	1-3	.333	0-0	.000	0-0-0	2	4	0	0	2	3
at Texas A&M	1/13		33	3-5	.600	3-5	.600	4-6	.667	2-4-6	4	3	2	1	3	13
MISSISSIPPI ST.	1/17		31	2-5	.400	2-5	.400	3-3	1.000	1-5-6	2	6	0	0	2	9
GEORGIA	1/20		25	4-5	.800	4-5	.800	0-1	.000	0-1-1	2	5	3	0	2	12
at South Carolina	1/23		14	1-4	.250	1-2	.500	0-0	.000	0-3-3	0	0	2	0	1	3
at Arkansas	1/27		35	5-12	.417	2-3	.667	2-3	.667	0-4-4	2	5	1	1	4	14
FLORIDA	1/31	*	45	10-18	.556	3-7	.429	1-2	.500	1-7-8	2	6	3	2	1	24
TENNESSEE	2/3	*	37	6-14	.429	4-7	.571	0-1	.000	1-4-5	5	6	3	2	0	16
at Vanderbilt	2/6	*	36	2-6	.333	2-5	.400	0-0	.000	0-5-5	3	3	4	1	5	6
GONZAGA	2/10	*	28	8-14	.571	0-3	.000	5-5	1.000	1-4-5	3	3	4	2	2	21
OLE MISS	2/13		32	5-10	.500	3-6	.500	0-0	.000	0-4-4	2	5	2	0	5	13
at Auburn	2/17		30	2-5	.400	0-1	.000	0-0	.000	1-4-5	1	3	1	0	5	4
at LSU	2/21		26	3-7	.429	0-1	.000	1-1	1.000	1-1-2	3	2	2	0	5	7
ALABAMA	2/24		32	3-6	.500	2-3	.667	0-0	.000	0-6-6	3	6	3	0	4	8
at Mississippi St.	2/27		36	11-14	.786	4-7	.571	6-6	1.000	1-4-5	1	7	2	2	2	32
ARKANSAS	3/2		34	3-7	.429	2-4	.500	2-2	1.000	0-1-1	2	5	3	0	0	10

Career Statistics

Year	GP-GS	Min-Avg	FG-FGA	Pct	3FG-FGA	Pct	FT-FTA	Pct	Off-Def-Tot-Avg	PF-FO	Ast	TO	Blk	Stl	Pts	Avg
2023-24	29-5	836-28.8	123-230	.535	62-120	.517	51-61	.836	11-112-123-4.2	55-1	124	55	22	76	359	12.4
Career	29-5	836-28.8	123-230	.535	62-120	.517	51-61	.836	11-112-123-4.2	55-1	124	55	22	76	359	12.4

20

JOEY HART

Fr. | Guard | 6-5 | 203 | Linton, Ind. | Linton-Stockton HS



2023-24 SEASON/CAREER HIGHS

Points		
Season	3, MARSHALL (11/24/23)	
Career	3, MARSHALL (11/24/23)	
Rebounds		
Season	-	
Career	-	
Field Goals		
Season	1, MARSHALL (11/24/23)	
Career	1, MARSHALL (11/24/23)	
Field Goals Attempted		
Season	2, MARSHALL (11/24/23)	
Career	2, MARSHALL (11/24/23)	
3-Point Field Goals		
Season	1, MARSHALL (11/24/23)	
Career	1, MARSHALL (11/24/23)	
3-Point Field Goals Attempted		
Season	1, MARSHALL (11/24/23)	
Career	1, MARSHALL (11/24/23)	
Free Throws		
Season	-	
Career	-	
Free Throws Attempted		
Season	-	
Career	-	
Assists		
Season	-	
Career	-	
Steals		
Season	-	
Career	-	
Blocked Shots		
Season	-	
Career	-	
Minutes Played		
Season	3, MARSHALL (11/24/23)	
Career	3, MARSHALL (11/24/23)	
MISCELLANEOUS		
	2023-24	CAREER*
Dunks	0	0
Double-Figure Scoring Games	0	0
Double-Figure Rebounding Games	0	0
Games With Double-Double	0	0
Games Led UK in Scoring	0	0
Games Led UK in Rebounding	0	0
Games Led UK in Assists	0	0
Games Led UK in Steals	0	0
Games Led UK in Blocks	0	0
Games With 3+ Assists	0	0
Games With 3+ Blocks	0	0
Games With 3+ Steals	0	0
Games With 3+ Three-Pointers	0	0

- Played in back-to-back games vs. Tennessee and Vanderbilt
- Hit his first career 3 against Marshall in three minutes of action
- Made his collegiate debut against New Mexico State
- Saw action in both exhibition victories, playing seven total minutes
- Tallied six points and three assists in the Blue-White Game
- Won the Big Blue Madness dunk contest
- Averaged 23.6 points and shot better than 40% from 3-point range as a senior
- While playing on the Under Armour grassroots circuit prior to his senior season, the three-star prospect shot 45% from deep, averaging 19.8 points per contest

Game-By-Game Statistics

Opponent	Date	GS	Min	FG-A	Pct.	3FG-A	Pct.	FT-A	Pct.	Off-Def-Tot	PF	Ast	TO	Blk	Stl	Pts
NEW MEXICO ST.	11/6	1	0-0	.000	0-0	.000	0-0	.000	0-0-0	0	0	0	0	0	0	0
A&M-COMMERCE	11/10	DNP - Coaches' Decision														
vs. Kansas	11/14	DNP - Coaches' Decision														
STONEHILL	11/17	1	0-0	.000	0-0	.000	0-0	.000	0-0-0	0	0	0	0	0	0	0
ST. JOSEPH'S	11/20	DNP - Coaches' Decision														
MARSHALL	11/24	3	1-2	.500	1-1	1.000	0-0	.000	0-0-0	0	0	0	0	0	0	3
MIAMI	11/28	DNP - Coaches' Decision														
UNC WILMINGTON	12/2	DNP - Coaches' Decision														
vs. Penn	12/9	DNP - Coaches' Decision														
vs. North Carolina	12/16	DNP - Coaches' Decision														
at Louisville	12/21	1	0-0	.000	0-0	.000	0-0	.000	0-0-0	0	0	0	0	0	0	0
ILLINOIS STATE	12/29	1	0-0	.000	0-0	.000	0-0	.000	0-0-0	0	0	0	0	0	0	0
at Florida	1/6	DNP - Coaches' Decision														
MISSOURI	1/9	DNP - Coaches' Decision														
at Texas A&M	1/13	DNP - Coaches' Decision														
MISSISSIPPI ST.	1/17	DNP - Coaches' Decision														
GEORGIA	1/20	DNP - Coaches' Decision														
at South Carolina	1/23	DNP - Coaches' Decision														
at Arkansas	1/27	DNP - Coaches' Decision														
FLORIDA	1/31	DNP - Coaches' Decision														
TENNESSEE	2/3	1	0-0	.000	0-0	.000	0-0	.000	0-0-0	0	0	0	0	0	0	0
at Vanderbilt	2/6	2	0-0	.000	0-0	.000	0-0	.000	0-0-0	0	0	0	0	0	0	0
GONZAGA	2/10	DNP - Coaches' Decision														
OLE MISS	2/13	DNP - Coaches' Decision														
at Auburn	2/17	DNP - Coaches' Decision														
at LSU	2/21	DNP - Coaches' Decision														
ALABAMA	2/24	DNP - Coaches' Decision														
at Mississippi St.	2/27	DNP - Coaches' Decision														
ARKANSAS	3/2	DNP - Coaches' Decision														

Career Statistics

Year	GP-GS	Min-Avg	FG-FGA	Pct	3FG-FGA	Pct	FT-FTA	Pct	Off-Def-Tot-Avg	PF-FO	Ast	TO	Blk	Stl	Pts	Avg
2023-24	7-0	10-1.4	1-2	.500	1-1	1.000	0-0	.000	0-0-0-0.0	0-0	0	1	0	0	3	0.4
Career	7-0	10-1.4	1-2	.500	1-1	1.000	0-0	.000	0-0-0-0.0	0-0	0	1	0	0	3	0.4



2023-24 SEASON/CAREER HIGHS		
Points		
Season	28, MARSHALL (11/24/23)	
Career	28, MARSHALL (11/24/23)	
Rebounds		
Season	6, vs. North Carolina (12/16/23)	
Career	6, vs. North Carolina (12/16/23)	
Field Goals		
Season	10, MARSHALL (11/24/23)	
Career	10, MARSHALL (11/24/23)	
Field Goals Attempted		
Season	17, ST. JOE'S (11/20/23)	
Career	17, ST. JOE'S (11/20/23)	
3-Point Field Goals		
Season	4, ARKANSAS (3/2/24)	
Career	4, ARKANSAS (3/2/24)	
3-Point Field Goals Attempted		
Season	8, STONEHILL (11/17/23)	
Career	8, STONEHILL (11/17/23)	
Free Throws		
Season	7, ST. JOE'S (11/20/23)	
Career	7, ST. JOE'S (11/20/23)	
Free Throws Attempted		
Season	8, ST. JOE'S (11/20/23)	
Career	8, ST. JOE'S (11/20/23)	
Assists		
Season	10, GEORGIA (1/20/24)	
Career	10, GEORGIA (1/20/24)	
Steals		
Season	3, 3x, last, at S. Carolina (1/13/24)	
Career	3, 3x, last, at S. Carolina (1/13/24)	
Blocked Shots		
Season	2, STONEHILL (11/17/23)	
Career	2, STONEHILL (11/17/23)	
Minutes Played		
Season	36, 2x, last at Florida (01/06/24)	
Career	36, 2x, last at Florida (01/06/24)	
MISCELLANEOUS		
	2023-24	CAREER*
Dunks	1	1
Double-Figure		
Scoring Games	12	12
Double-Figure		
Rebounding Games	0	0
Games With		
Double-Double	1	1
Games Led UK		
in Scoring	2	2
Games Led UK		
in Rebounding	2	2
Games Led UK		
in Assists	7	7
Games Led UK		
in Steals	3	3
Games Led UK		
in Blocks	1	1
Games With		
3+ Assists	17	17
Games With		
3+ Blocks	0	0
Games With		
3+ Steals	3	3
Games With		
3+ Three-Pointers	2	2

- Poured in a career-best four 3s in win vs. Arkansas, totaling 19 points while shooting a season-best 85.7% from the floor
- Named SEC Freshman of the Week on Jan. 22 after registering his first career double-double, dishing out a career-high 10 assists while scoring 18 points vs. Georgia
- Key for Kentucky in win at Florida, playing a team-high 36 minutes with 14 points (12 in the second half) and three assists
- Earned second SEC Freshman of the Week accolade after a strong performance against No. 9 UNC with 14 points, adding a career-best six rebounds and team-high five assists, playing a game-high 35 minutes
- Named the SEC Freshman of the Week on Nov. 27 after averaging 25.0 points per game in wins over Marshall and Saint Joseph's
- Career game vs. Marshall with 28 points with a career-best 10 field goals, two 3s and a career-high-tying three steals
- Rated as high as No. 4 overall by both ESPN and 247Sports
- McDonald's All American Game and Jordan Brand Classic MVP
- Three-time Gatorade New Jersey Player of the Year
- Iverson Classic National High School Player of the Year
- Stephen Jackson Community Leadership Award winner
- Father, Dajuan, played for John Calipari at Memphis and was later drafted by the Cleveland Cavaliers
- Brother, Kareem Watkins, is also on UK's roster

Game-By-Game Statistics

Opponent	Date	GS	Min	FG-A	Pct.	3FG-A	Pct.	FT-A	Pct.	Off-Def-Tot	PF	Ast	TO	Blk	Stl	Pts
NEW MEXICO ST.	11/6	*	27	6-13	.462	1-5	.200	0-1	.000	0-2-2	1	4	1	0	3	13
A&M-COMMERCE	11/10	*	32	5-13	.385	0-1	.000	1-1	1.000	0-0-0	0	3	1	0	1	11
vs. Kansas	11/14	*	25	1-12	.083	0-3	.000	2-4	.500	0-2-2	2	1	0	0	1	4
STONEHILL	11/17	*	26	3-9	.333	3-8	.375	0-0	.000	0-5-5	1	3	3	2	1	9
ST. JOSEPH'S	11/20	*	36	7-17	.412	1-4	.250	7-8	.875	1-2-3	2	6	3	1	1	22
MARSHALL	11/24	*	26	10-14	.714	2-5	.400	6-7	.857	0-1-1	3	5	1	1	3	28
MIAMI	11/28	*	10	1-3	.333	0-2	.000	3-4	.750	0-0-0	0	1	0	1	0	5
UNC WILMINGTON	12/2		DNP - Injury (lower extremity)													
vs. Penn	12/9	*	30	4-9	.444	1-2	.500	0-0	.000	0-1-1	0	7	2	0	1	9
vs. North Carolina	12/16	*	35	6-14	.429	2-4	.500	0-1	.000	2-4-6	2	5	2	0	1	14
at Louisville	12/21	*	18	1-6	.167	0-2	.000	0-0	.000	0-1-1	2	1	1	0	0	2
ILLINOIS STATE	12/29	*	29	6-10	.600	2-3	.667	0-0	.000	0-2-2	0	3	1	0	0	14
at Florida	1/6	*	36	6-10	.600	1-2	.500	1-1	1.000	0-3-3	1	3	1	1	0	14
MISSOURI	1/9	*	30	5-8	.625	1-2	.500	5-7	.714	0-1-1	0	3	3	0	0	16
at Texas A&M	1/13	*	31	7-15	.467	1-5	.200	3-5	.600	0-2-2	3	4	2	0	1	18
MISSISSIPPI ST.	1/17	*	26	3-8	.375	1-4	.250	0-0	.000	0-3-3	0	2	2	0	1	7
GEORGIA	1/20	*	29	8-12	.667	2-3	.667	0-2	.000	0-1-1	4	10	2	0	1	18
at South Carolina	1/23	*	30	2-10	.200	0-1	.000	0-0	.000	0-0-0	1	3	1	0	3	4
at Arkansas	1/27	*	35	3-10	.300	0-2	.000	2-2	1.000	0-1-1	2	3	2	0	0	8
FLORIDA	1/31		DNP - Injury (ankle)													
TENNESSEE	2/3		DNP - Injury (ankle)													
at Vanderbilt	2/6		DNP - Injury (ankle)													
GONZAGA	2/10		13	1-4	.250	0-2	.000	1-2	.500	0-0-0	1	1	0	0	1	3
OLE MISS	2/13	*	18	1-4	.250	0-1	.000	2-2	1.000	0-0-0	0	4	2	0	0	4
at Auburn	2/17	*	24	1-6	.167	0-3	.000	6-6	1.000	1-1-2	3	1	4	0	1	8
at LSU	2/21	*	21	0-5	.000	0-2	.000	0-0	.000	1-2-3	2	2	2	0	0	0
ALABAMA	2/24	*	24	1-7	.143	0-4	.000	2-2	1.000	0-1-1	3	4	2	0	0	4
at Mississippi St.	2/27	*	28	3-5	.600	2-4	.500	2-2	1.000	0-1-1	1	4	2	0	1	10
ARKANSAS	3/2	*	26	6-7	.857	4-5	.800	3-4	.750	0-1-1	4	0	1	0	0	19

Career Statistics

Year	GP-GS	Min-Avg	FG-FGA	Pct	3FG-FGA	Pct	FT-FTA	Pct	Off-Def-Tot-Avg	PF-FO	Ast	TO	Blk	Stl	Pts	Avg
2023-24	25-24	665-26.6	97-231	.420	24-79	.304	46-61	.754	5-37-42-1.7	38-0	83	41	5	22	264	10.6
Career	25-24	665-26.6	97-231	.420	24-79	.304	46-61	.754	5-37-42-1.7	38-0	83	41	5	22	264	10.6

22 WALKER HORN

So. | Guard | 6-3 | 190 | Austin, Texas | Westlake HS



2023-24 SEASON/CAREER HIGHS

Points		
Season	-	
Career	-	
Rebounds		
Season	-	
Career	1, S. CAROLINA ST. (11/17/22)	
Field Goals		
Season	-	
Career	-	
Field Goals Attempted		
Season	-	
Career	1, NORTH FLORIDA (11/23/22)	
3-Point Field Goals		
Season	-	
Career	-	
3-Point Field Goals Attempted		
Season	-	
Career	1, NORTH FLORIDA (11/23/22)	
Free Throws		
Season	-	
Career	-	
Free Throws Attempted		
Season	-	
Career	-	
Assists		
Season	-	
Career	1, S. CAROLINA ST. (11/17/22)	
Steals		
Season	-	
Career	-	
Blocked Shots		
Season	-	
Career	-	
Minutes Played		
Season	1, 4x, last ILLINOIS ST. (12/29/23)	
Career	2, 5x, last at Louisville (12/21/23)	
MISCELLANEOUS		
	2023-24	CAREER*
Dunks	0	0
Double-Figure		
Scoring Games	0	0
Double-Figure		
Rebounding Games	0	0
Games With		
Double-Double	0	0
Games Led UK		
in Scoring	0	0
Games Led UK		
in Rebounding	0	0
Games Led UK		
in Assists	0	0
Games Led UK		
in Steals	0	0
Games Led UK		
in Blocks	0	0
Games With		
3+ Assists	0	0
Games With		
3+ Blocks	0	0
Games With		
3+ Steals	0	0
Games With		
3+ Three-Pointers	0	0

- Saw action vs. Marshall and Illinois State and at Louisville
- Played one minute of the win over New Mexico State
- Appeared in four games as a freshman
- Son of Darrin Horn, the current head men's basketball coach at Northern Kentucky University
- State semifinalist at Westlake as a senior and the team had a 38-2 record
- Averaged 9.3 points, 5.2 assists and 2.4 rebounds as a senior
- Graduated cum laude and was a recipient of a Kentucky Provost Academic Scholarship

Game-By-Game Statistics

Opponent	Date	GS	Min	FG-A	Pct.	3FG-A	Pct.	FT-A	Pct.	Off-Def-Tot	PF	Ast	TO	Blk	Stl	Pts
NEW MEXICO ST.	11/6	1		0-0	.000	0-0	.000	0-0	.000	0-0-0	0	0	0	0	0	0
A&M-COMMERCE	11/10	DNP - Coaches' Decision														
vs. Kansas	11/14	DNP - Coaches' Decision														
STONEHILL	11/17	DNP - Coaches' Decision														
ST. JOSEPH'S	11/20	DNP - Coaches' Decision														
MARSHALL	11/24	1		0-0	.000	0-0	.000	0-0	.000	0-0-0	0	0	0	0	0	0
MIAMI	11/28	DNP - Coaches' Decision														
UNC WILMINGTON	12/2	DNP - Coaches' Decision														
vs. Penn	12/9	DNP - Coaches' Decision														
vs. North Carolina	12/16	DNP - Coaches' Decision														
at Louisville	12/21	1		0-0	.000	0-0	.000	0-0	.000	0-0-0	0	0	0	0	0	0
ILLINOIS STATE	12/29	1		0-0	.000	0-0	.000	0-0	.000	0-0-0	0	0	0	0	0	0
at Florida	1/6	DNP - Coaches' Decision														
MISSOURI	1/9	DNP - Coaches' Decision														
at Texas A&M	1/13	DNP - Coaches' Decision														
MISSISSIPPI ST.	1/17	DNP - Coaches' Decision														
GEORGIA	1/20	DNP - Coaches' Decision														
at South Carolina	1/23	DNP - Coaches' Decision														
at Arkansas	1/27	DNP - Coaches' Decision														
FLORIDA	1/31	DNP - Coaches' Decision														
TENNESSEE	2/3	DNP - Coaches' Decision														
at Vanderbilt	2/6	DNP - Coaches' Decision														
GONZAGA	2/10	DNP - Coaches' Decision														
OLE MISS	2/13	DNP - Coaches' Decision														
at Auburn	2/17	DNP - Coaches' Decision														
at LSU	2/21	DNP - Coaches' Decision														
ALABAMA	2/24	DNP - Coaches' Decision														
at Mississippi St.	2/27	DNP - Coaches' Decision														
ARKANSAS	3/2	DNP - Coaches' Decision														

Career Statistics

Year	GP-GS	Min-Avg	FG-FGA	Pct	3FG-FGA	Pct	FT-FTA	Pct	Off-Def-Tot-Avg	PF-FO	Ast	TO	Blk	Stl	Pts	Avg
2022-23	4-0	8-2.0	0-1	.000	0-1	.000	0-0	.000	0-1-1-0.3	1-0	1	4	0	0	0	0.0
2023-24	4-0	3-0.8	0-0	.000	0-0	.000	0-0	.000	0-0-0-0.0	0-0	0	0	0	0	0	0.0
TOTAL	8-0	11-1.4	0-1	.000	0-1	.000	0-0	.000	0-1-1-0.2	1-0	1	4	0	0	0	0.0

23 JORDAN BURKS

Fr. | Forward | 6-8 | 202 | Decatur, Ala. | Overtime Elite



2023-24 SEASON/CAREER HIGHS

Points		
Season	13, at Vanderbilt (2/6/24)	
Career	13, at Vanderbilt (2/6/24)	
Rebounds		
Season	5, 3x, last at Vanderbilt (2/6/24)	
Career	5, 3x, last at Vanderbilt (2/6/24)	
Field Goals		
Season	6, at Vanderbilt (2/6/24)	
Career	6, at Vanderbilt (2/6/24)	
Field Goals Attempted		
Season	6, at Vanderbilt (2/6/24)	
Career	6, at Vanderbilt (2/6/24)	
3-Point Field Goals		
Season	1, 2x, last 6, at Vanderbilt (2/6/24)	
Career	1, 2x, last 6, at Vanderbilt (2/6/24)	
3-Point Field Goals Attempted		
Season	2, vs. Kansas (11/14/23)	
Career	2, vs. Kansas (11/14/23)	
Free Throws		
Season	2, GONZAGA, 2/10/24	
Career	2, GONZAGA, 2/10/24	
Free Throws Attempted		
Season	2, 2x, last GONZAGA, 2/10/24	
Career	2, 2x, last GONZAGA, 2/10/24	
Assists		
Season	2, vs. Kansas (11/14/23)	
Career	2, vs. Kansas (11/14/23)	
Steals		
Season	1, 2x, last MARSHALL (11/24/23)	
Career	1, 2x, last MARSHALL (11/24/23)	
Blocked Shots		
Season	2, ILLINOIS STATE (12/29/23)	
Career	2, ILLINOIS STATE (12/29/23)	
Minutes Played		
Season	16, STONEHILL (11/17/23)	
Career	16, STONEHILL (11/17/23)	
MISCELLANEOUS		
	2023-24	CAREER*
Dunks	7	7
Double-Figure Scoring Games	1	1
Double-Figure Rebounding Games	0	0
Games With Double-Double	0	0
Games Led UK in Scoring	0	0
Games Led UK in Rebounding	0	0
Games Led UK in Assists	0	0
Games Led UK in Steals	0	0
Games Led UK in Blocks	0	0
Games With 3+ Assists	0	0
Games With 3+ Blocks	0	0
Games With 3+ Steals	0	0
Games With 3+ Three-Pointers	0	0

- Scored a career-high 13 points in win at Vanderbilt, going a perfect 6 of 6 from the field, including four dunks. Also added five rebounds
- Grabbed a rebound at home vs. Tennessee
- Snared an offensive board in two minutes of action at home vs. Florida
- Scored five points and added a pair of blocks in the win over Illinois State
- Logged five points and an assist in nine minutes vs. No. 10 Miami
- Had five boards, a block and a steal in 14 minutes vs. Marshall
- Pulled down four boards while handing out two assists as UK was plus-19 with him on the floor against No. 1 Kansas
- Chipped in with seven points, three rebounds and a steal in 12 minutes off the bench in the win over New Mexico State
- Averaged 5.0 points and 4.5 rebounds in 17.5 minutes per game in the two exhibitions
- Posted 20 points and added five rebounds in the Blue-White Game
- Notched averages of 4.3 points and 3.8 rebounds per game at the GLOBL JAM playing in an undersized backup center role
- An explosive scorer at Overtime Elite and led the league with 27.1 points per game in 2022-23. Also contributed 7.5 rebounds, 2.9 assists and 1.4 steals per game
- Scored 20 or more points in all but one game and had a season high of 42 against OTE competition

Game-By-Game Statistics

Opponent	Date	GS	Min	FG-A	Pct.	3FG-A	Pct.	FT-A	Pct.	Off-Def-Tot	PF	Ast	TO	Blk	Stl	Pts
NEW MEXICO ST.	11/6	12	3-3	1.000	1-1	1.000	0-1	.000	3-0-3	1	0	0	0	0	1	7
A&M-COMMERCE	11/10	15	0-1	.000	0-0	.000	0-0	.000	2-3-5	4	0	0	0	0	0	0
vs. Kansas	11/14	10	0-2	.000	0-2	.000	0-0	.000	1-3-4	2	2	0	0	0	0	0
STONEHILL	11/17	16	1-1	1.000	0-0	.000	0-0	.000	0-4-4	2	0	1	0	0	0	2
ST. JOSEPH'S	11/20	6	0-0	.000	0-0	.000	0-1	.000	0-1-1	1	0	2	1	0	0	0
MARSHALL	11/24	14	1-4	.250	0-0	.000	0-0	.000	2-3-5	1	0	0	1	1	1	2
MIAMI	11/28	9	2-2	1.000	0-0	.000	1-1	1.000	0-0-0	1	1	0	0	0	0	5
UNC WILMINGTON	12/2	4	0-0	.000	0-0	.000	0-0	.000	0-0-0	0	0	0	0	0	0	0
vs. Penn	12/9	DNP - Coaches' Decision														
vs. North Carolina	12/16	DNP - Coaches' Decision														
at Louisville	12/21	3	0-0	.000	0-0	.000	0-0	.000	0-0-0	2	1	0	0	0	0	0
ILLINOIS STATE	12/29	11	2-2	1.000	0-0	.000	1-2	.500	0-1-1	2	0	0	2	0	0	5
at Florida	1/6	1	0-0	.000	0-0	.000	0-0	.000	0-0-0	1	0	0	0	0	0	0
MISSOURI	1/9	1	0-0	.000	0-0	.000	0-0	.000	0-0-0	0	0	0	0	0	0	0
at Texas A&M	1/13	1	0-1	.000	0-0	.000	1-2	.500	0-0-0	0	1	0	0	0	0	1
MISSISSIPPI ST.	1/17	DNP - Coaches' Decision														
GEORGIA	1/20	DNP - Coaches' Decision														
at South Carolina	1/23	DNP - Coaches' Decision														
at Arkansas	1/27	DNP - Coaches' Decision														
FLORIDA	1/31	2	0-0	.000	0-0	.000	0-0	.000	1-0-1	0	0	0	0	0	0	0
TENNESSEE	2/3	1	0-0	.000	0-0	.000	0-0	.000	0-1-1	1	0	0	0	0	0	0
at Vanderbilt	2/6	15	6-6	1.000	1-1	1.000	0-0	.000	0-5-5	1	0	1	0	0	0	13
GONZAGA	2/10	7	0-0	.000	0-0	.000	2-2	1.000	0-1-1	4	0	0	0	0	0	2
OLE MISS	2/13	DNP - Coaches' Decision														
at Auburn	2/17	4	0-0	.000	0-0	.000	0-0	.000	0-0-0	0	0	0	0	0	1	0
at LSU	2/21	6	0-1	.000	0-0	.000	0-0	.000	0-2-2	1	0	1	0	0	0	0
ALABAMA	2/24	3	0-2	.000	0-1	.000	0-0	.000	0-0-0	0	0	0	0	0	0	0
at Mississippi St.	2/27	DNP - Coaches' Decision														
ARKANSAS	3/2	DNP - Coaches' Decision														

Career Statistics

Year	GP-GS	Min-Avg	FG-FGA	Pct	3FG-FGA	Pct	FT-FTA	Pct	Off-Def-Tot-Avg	PF-FO	Ast	TO	Blk	Stl	Pts	Avg
2023-24	20-0	143-7.1	15-25	.600	2-5	.400	5-9	.556	9-24-33-1.7	24-0	5	5	4	3	37	1.9
Career	20-0	143-7.1	15-25	.600	2-5	.400	5-9	.556	9-24-33-1.7	24-0	5	5	4	3	37	1.9

25 KAREEM WATKINS

Sr. | Guard | 5-8 | 175 | Camden, N.J. | Kingsway Regional HS



2023-24 SEASON/CAREER HIGHS		
Season	-	
Career	-	
Rebounds		
Season	-	
Career	1, 3x, last CENTRAL MICH. (11/29/21)	
Field Goals		
Season	-	
Career	-	
Field Goals Attempted		
Season	1, 2x, last at Vanderbilt (2/6/24)	
Career	1, 4x, last at Vanderbilt (2/6/24)	
3-Point Field Goals		
Season	-	
Career	-	
3-Point Field Goals Attempted		
Season	1, 2x, last at Vanderbilt (2/6/24)	
Career	1, 3x, last at Vanderbilt (2/6/24)	
Free Throws		
Season	-	
Career	-	
Free Throws Attempted		
Season	-	
Career	-	
Assists		
Season	1, MARSHALL (11/24/23)	
Career	1, 4x, last MARSHALL (11/24/23)	
Steals		
Season	-	
Career	1, 2x, last HIGH POINT (12/31/21)	
Blocked Shots		
Season	-	
Career	-	
Minutes Played		
Season	1, 5x, last at Vanderbilt (2/6/24)	
Career	3, HIGH POINT (12/31/21)	
MISCELLANEOUS		
	2023-24	CAREER
Dunks	0	0
Double-Figure		
Scoring Games	0	0
Double-Figure		
Rebounding Games	0	0
Games With		
Double-Double	0	0
Games Led UK		
in Scoring	0	0
Games Led UK		
in Rebounding	0	0
Games Led UK		
in Assists	0	0
Games Led UK		
in Steals	0	0
Games Led UK		
in Blocks	0	0
Games With		
3+ Assists	0	0
Games With		
3+ Blocks	0	0
Games With		
3+ Steals	0	0
Games With		
3+ Three-Pointers	0	0


- Played first SEC game of season at Vanderbilt, attempting a 3-pointer
- Played and had an assist vs. Marshall
- Saw action in the wins over New Mexico State and Illinois State and at Louisville
- Has appeared in 16 career games
- Appeared in all 26 games for Kingsway Regional during his senior season
- Averaged 8.7 points per game and notched 11 double-figure scoring efforts
- Stepfather, Dajuan, played for John Calipari at Memphis
- Brother, D.J., is also on UK's roster

Game-By-Game Statistics

Opponent	Date	GS	Min	FG-A	Pct.	3FG-A	Pct.	FT-A	Pct.	Off-Def-Tot	PF	Ast	TO	Blk	Stl	Pts
NEW MEXICO ST.	11/6	1		0-0	.000	0-0	.000	0-0	.000	0-0-0	0	0	0	0	0	0
A&M-COMMERCE	11/10	DNP - Coaches' Decision														
vs. Kansas	11/14	DNP - Coaches' Decision														
STONEHILL	11/17	DNP - Coaches' Decision														
ST. JOSEPH'S	11/20	DNP - Coaches' Decision														
MARSHALL	11/24	1		0-0	.000	0-0	.000	0-0	.000	0-0-0	0	1	0	0	0	0
MIAMI	11/28	DNP - Coaches' Decision														
UNC WILMINGTON	12/2	DNP - Coaches' Decision														
vs. Penn	12/9	DNP - Coaches' Decision														
vs. North Carolina	12/16	DNP - Coaches' Decision														
at Louisville	12/21	1		0-1	.000	0-1	.000	0-0	.000	0-0-0	0	0	0	0	0	0
ILLINOIS STATE	12/29	1		0-0	.000	0-0	.000	0-0	.000	0-0-0	0	0	0	0	0	0
at Florida	1/6	DNP - Coaches' Decision														
MISSOURI	1/9	DNP - Coaches' Decision														
at Texas A&M	1/13	DNP - Coaches' Decision														
MISSISSIPPI ST.	1/17	DNP - Coaches' Decision														
GEORGIA	1/20	DNP - Coaches' Decision														
at South Carolina	1/23	DNP - Coaches' Decision														
at Arkansas	1/27	DNP - Coaches' Decision														
FLORIDA	1/31	DNP - Coaches' Decision														
TENNESSEE	2/3	DNP - Coaches' Decision														
at Vanderbilt	2/6	1		0-1	.000	0-1	.000	0-0	.000	0-0-0	0	0	0	0	0	0
GONZAGA	2/10	DNP - Coaches' Decision														
OLE MISS	2/13	DNP - Coaches' Decision														
at Auburn	2/17	DNP - Coaches' Decision														
at LSU	2/21	DNP - Coaches' Decision														
ALABAMA	2/24	DNP - Coaches' Decision														
at Mississippi St.	2/27	DNP - Coaches' Decision														
ARKANSAS	3/2	DNP - Coaches' Decision														

Career Statistics

Year	GP-GS	Min-Avg	FG-FGA	Pct	3FG-FGA	Pct	FT-FTA	Pct	Off-Def-Tot-Avg	PF-FO	Ast	TO	Blk	Stl	Pts	Avg
2020-21	1-0	2-2.0	0-0	.000	0-0	.000	0-0	.000	0-0-0-0.0	0-0	0	0	0	0	0	0.0
2021-22	9-0	13-1.4	0-1	.000	0-0	.000	0-0	.000	1-2-3-0.3	2-0	2	3	0	2	0	0.0
2022-23	4-0	8-2.0	0-1	.000	0-1	.000	0-0	.000	0-0-0-0.0	0-0	1	1	0	0	0	0.0
2023-24	5-0	4-0.8	0-2	.000	0-2	.000	0-0	.000	0-0-0-0.0	0-0	1	0	0	0	0	0.0
TOTAL	19-0	26-1.4	0-4	.000	0-3	.000	0-0	.000	1-2-3-0.2	2-0	4	4	0	2	0	0.0



2023-24 SEASON/CAREER HIGHS		
Points		
Season	13, FLORIDA (1/31/24)	
Career	13, FLORIDA (1/31/24)	
Rebounds		
Season	16, FLORIDA (1/31/24)	
Career	16, FLORIDA (1/31/24)	
Field Goals		
Season	4, FLORIDA (1/31/24)	
Career	4, 2x, last FLORIDA (1/31/24)	
Field Goals Attempted		
Season	11, FLORIDA (1/31/24)	
Career	11, FLORIDA (1/31/24)	
3-Point Field Goals		
Season	-	
Career	-	
3-Point Field Goals Attempted		
Season	1, at Arkansas (1/27/24)	
Career	1, at Arkansas (1/27/24)	
Free Throws		
Season	5, FLORIDA (1/31/24)	
Career	5, FLORIDA (1/31/24)	
Free Throws Attempted		
Season	6, FLORIDA (1/31/24)	
Career	6, FLORIDA (1/31/24)	
Assists		
Season	1, 4x, last ARKANSAS (3/2/24)	
Career	1, 6x, last ARKANSAS (3/2/24)	
Steals		
Season	2, FLORIDA (1/31/24)	
Career	2, FLORIDA (1/31/24)	
Blocked Shots		
Season	10, OLE MISS (2/13/24)	
Career	10, OLE MISS (2/13/24)	
Minutes Played		
Season	36, at Auburn (2/17/24)	
Career	36, at Auburn (2/17/24)	
MISCELLANEOUS		
	2023-24	CAREER
Dunks	13	17
Double-Figure Scoring Games	1	1
Double-Figure Rebounding Games	3	5
Games With Double-Double	1	1
Games Led UK in Scoring	0	0
Games Led UK in Rebounding	5	6
Games Led UK in Assists	0	0
Games Led UK in Steals	1	1
Games Led UK in Blocks	9	13
Games With 3+ Assists	0	0
Games With 3+ Blocks	9	13
Games With 3+ Steals	0	0
Games With 3+ Three-Pointers	0	0

- Collected a team-high 11 rebounds at No. 13 Auburn, while blocking two shots and tallying seven points on a perfect 3 of 3 from the field
- Recorded 10 blocks against Ole Miss, while adding eight points. The 10 blocks are a UK-player Rupp Arena record and ties Navy' David Robinson for any player in the venue. Only Nerlens Noel (12) in 2013 has more blocks in a single game for a UK player anywhere than Onyenso's outing
- Tied for team lead with six rebounds at home vs. Florida, also registering four blocks, his seventh game with at least three blocks this year
- Had monster game at home vs. Florida in first-career start, setting career highs in points (13), rebounds (16), steals (2), blocked shots (8) and minutes (33). Also posted first career double-double
- Has multiple blocks in 12 of 16 games played
- Played a career-high 31 minutes at Texas A&M with seven points, a career-high-tying 10 rebounds and a career-best five blocked shots
- Averaged 2.5 points and 2.6 rebounds in 16 appearances as a freshman a year ago
- Reclassified to the 2022 class and ranked as a top-25 prospect in the 2023 class by all of the major scouting services
- Joined Putnam in January and the squad was a perfect 20-0 with Onyenso on the roster, including winning a national championship
- In February of 2020, he became one of the youngest players ever to make the senior men's Nigerian National Team

Game-By-Game Statistics

Opponent	Date	GS	Min	FG-A	Pct.	3FG-A	Pct.	FT-A	Pct.	Off-Def-Tot	PF	Ast	TO	Blk	Stl	Pts
NEW MEXICO ST.	11/6															
A&M-COMMERCE	11/10															
vs. Kansas	11/14															
STONEHILL	11/17															
ST. JOSEPH'S	11/20															
MARSHALL	11/24															
MIAMI	11/28															
UNC WILMINGTON	12/2															
vs. Penn	12/9															
vs. North Carolina	12/16	10	0-0	.000	0-0	.000	1-2	.500	0-1-1	2	1	0	3	0	1	
at Louisville	12/21	8	0-1	.000	0-0	.000	0-0	.000	0-2-2	0	0	0	2	0	0	
ILLINOIS STATE	12/29	10	2-2	1.000	0-0	.000	0-2	.000	1-1-2	1	0	0	3	0	4	
at Florida	1/6	15	2-6	.333	0-0	.000	2-3	.667	1-4-5	2	0	0	0	0	6	
MISSOURI	1/9	9	0-1	.000	0-0	.000	0-0	.000	0-3-3	0	0	1	1	0	0	
at Texas A&M	1/13	31	3-5	.600	0-0	.000	1-2	.500	3-7-10	3	0	0	5	0	7	
MISSISSIPPI ST.	1/17	17	1-1	1.000	0-0	.000	1-2	.500	1-5-6	1	0	0	4	0	3	
GEORGIA	1/20	15	2-2	1.000	0-0	.000	0-0	.000	0-5-5	1	0	0	2	1	4	
at South Carolina	1/23	10	1-1	1.000	0-0	.000	0-0	.000	0-1-1	1	0	0	0	0	2	
at Arkansas	1/27	25	3-4	.750	0-1	.000	0-0	.000	2-2-4	3	0	1	3	0	6	
FLORIDA	1/31	*	33	4-11	.364	0-0	.000	5-6	.833	9-7-16	0	0	0	8	2	13
TENNESSEE	2/3	*	18	1-1	1.000	0-0	.000	0-0	.000	3-3-6	0	0	2	4	0	2
at Vanderbilt	2/6	*	15	1-4	.250	0-0	.000	0-0	.000	4-2-6	2	1	2	0	1	2
GONZAGA	2/10	*	19	0-0	.000	0-0	.000	3-4	.750	1-1-2	2	0	1	3	0	3
OLE MISS	2/13	*	24	3-3	1.000	0-0	.000	2-4	.500	0-3-3	4	0	2	10	0	8
at Auburn	2/17	*	36	3-3	1.000	0-0	.000	1-2	.500	4-7-11	3	1	0	2	0	7
at LSU	2/21	*	32	1-3	.333	0-0	.000	0-0	.000	3-4-7	3	0	3	1	0	2
ALABAMA	2/24	*	15	2-2	1.000	0-0	.000	1-2	.500	1-0-1	3	0	1	1	1	5
at Mississippi St.	2/27	*	12	0-0	.000	0-0	.000	0-0	.000	0-2-2	2	0	1	0	0	0
ARKANSAS	3/2	*	8	0-2	.000	0-0	.000	1-2	.500	2-1-3	0	1	0	0	0	1

Career Statistics

Year	GP-GS	Min-Avg	FG-FGA	Pct	3FG-FGA	Pct	FT-FTA	Pct	Off-Def-Tot-Avg	PF-FO	Ast	TO	Blk	Stl	Pts	Avg
2022-23	16-0	111-6.9	18-34	.529	0-0	.000	4-7	.571	18-24-42-2.6	8-0	2	4	16	3	40	2.5
2023-24	20-10	364-18.2	29-52	.558	0-1	.000	18-31	.581	36-59-95-4.8	32-0	3	14	52	5	75	3.8
TOTAL	36-10	475-13.2	47-86	.547	0-1	.000	22-38	.579	54-83-137-3.8	40-0	6	18	68	8	116	3.2

44 ZVONIMIR IVIŠIĆ

Fr. | Forward | 7-2 | 234 | Vodice, Croatia



2023-24 SEASON/CAREER HIGHS

Points		
Season	18, ALABAMA (2/24/24)	
Career	18, ALABAMA (2/24/24)	
Rebounds		
Season	9, ARKANSAS (3/2/24)	
Career	9, ARKANSAS (3/2/24)	
Field Goals		
Season	7, ALABAMA (2/24/24)	
Career	7, ALABAMA (2/24/24)	
Field Goals Attempted		
Season	11, ALABAMA (2/24/24)	
Career	11, ALABAMA (2/24/24)	
3-Point Field Goals		
Season	3, GEORGIA (1/20/24)	
Career	3, GEORGIA (1/20/24)	
3-Point Field Goals Attempted		
Season	4, GEORGIA (1/20/24)	
Career	4, GEORGIA (1/20/24)	
Free Throws		
Season	6, ARKANSAS (3/2/24)	
Career	6, ARKANSAS (3/2/24)	
Free Throws Attempted		
Season	7, ARKANSAS (3/2/24)	
Career	7, ARKANSAS (3/2/24)	
Assists		
Season	2, 2x, last at Vanderbilt (2/6/24)	
Career	2, 2x, last at Vanderbilt (2/6/24)	
Steals		
Season	2, GEORGIA (1/20/24)	
Career	2, GEORGIA (1/20/24)	
Blocked Shots		
Season	4, ALABAMA (2/24/24)	
Career	4, ALABAMA (2/24/24)	
Minutes Played		
Season	21, at Mississippi St (2/27/24)	
Career	21, at Mississippi St (2/27/24)	
MISCELLANEOUS		
	2023-24	CAREER*
Dunks	10	10
Double-Figure Scoring Games	4	4
Double-Figure Rebounding Games	0	0
Games With Double-Double	0	0
Games Led UK in Scoring	0	0
Games Led UK in Rebounding	3	3
Games Led UK in Assists	0	0
Games Led UK in Steals	1	1
Games Led UK in Blocks	6	6
Games With 3+ Assists	0	0
Games With 3+ Blocks	3	3
Games With 3+ Steals	0	0
Games With 3+ Three-Pointers	1	1

- Pulled down a career-high nine boards vs. Arkansas, also adding 12 points and two blocks. Hit career-best six foul shots
- Played a career-high in minutes for the second-straight game with 21 minutes of action at Mississippi State. Registered team-high three blocks
- Had best game of the season vs. No. 13 Alabama scoring a career-high 18 points on a career-best seven made field goals. Also led the team with career-high four blocks in 20 minutes of action
- Scored 11 points in 12 minutes, adding a team-high seven boards in road win at Vanderbilt
- Led the team in blocks in each of first two games played
- Made collegiate debut vs. Georgia scoring 13 points in 16 minutes while knocking down three triples. Led team in blocks (3) and tied for team lead with five rebounds and two steals. Was a team-best plus-14 in the win
- Signed with the Wildcats in August
- Averaged 11.4 points, 5.3 rebounds and 3.4 blocks per game in the FIBA U20 European Championship for his home country of Croatia
- In the past two seasons, he suited up for SC Derby in Montenegro
- Averaged 5.2 points, 3.5 rebounds and 1.1 blocks per game in the Adriatic League
- During the playoffs, he produced his best outing with 22 points, 13 rebounds and three blocks against European League side Partizan

Game-By-Game Statistics

Opponent	Date	GS	Min	FG-A	Pct.	3FG-A	Pct.	FT-A	Pct.	Off-Def-Tot	PF	Ast	TO	Blk	Stl	Pts
NEW MEXICO ST.	11/6		DNP													
A&M-COMMERCE	11/10		DNP													
vs. Kansas	11/14		DNP													
STONEHILL	11/17		DNP													
ST. JOSEPH'S	11/20		DNP													
MARSHALL	11/24		DNP													
MIAMI	11/28		DNP													
UNC WILMINGTON	12/2		DNP													
vs. Penn	12/9		DNP													
vs. North Carolina	12/16		DNP													
at Louisville	12/21		DNP													
ILLINOIS STATE	12/29		DNP													
at Florida	1/6		DNP													
MISSOURI	1/9		DNP													
at Texas A&M	1/13		DNP													
MISSISSIPPI ST	1/17		DNP													
GEORGIA	1/20	16	5-7	.714	3-4	.750	0-0	.000	1-4-5	1	2	2	3	2	13	
at South Carolina	1/23	10	1-3	.333	0-1	.000	1-2	.500	2-0-2	3	0	0	2	0	3	
at Arkansas	1/27	3	0-0	.000	0-0	.000	0-0	.000	0-2-2	0	0	0	0	0	0	
FLORIDA	1/31	5	0-1	.000	0-0	.000	1-2	.500	0-2-2	0	0	0	0	0	1	
TENNESSEE	2/3		DNP - Coaches' Decision													
at Vanderbilt	2/6	12	5-7	.714	1-1	1.000	0-0	.000	6-1-7	5	2	3	1	0	11	
GONZAGA	2/10	11	1-3	.333	1-1	1.000	4-4	1.000	1-2-3	0	0	1	1	0	7	
OLE MISS	2/13		DNP - Coaches' Decision													
at Auburn	2/17	1	0-0	.000	0-0	.000	0-0	.000	0-0-0	0	0	0	0	0	0	
at LSU	2/21	2	0-0	.000	0-0	.000	0-0	.000	0-0-0	1	0	0	0	0	0	
ALABAMA	2/24	20	7-11	.636	1-3	.333	3-3	1.000	1-4-5	2	0	1	4	0	18	
at Mississippi St.	2/27	21	1-5	.200	0-3	.000	0-0	.000	0-4-4	1	0	0	3	1	2	
ARKANSAS	3/2	20	3-4	.750	0-0	.000	6-7	.857	1-8-9	2	1	0	2	1	12	

Career Statistics

Year	GP-GS	Min-Avg	FG-FGA	Pct	3FG-FGA	Pct	FT-FTA	Pct	Off-Def-Tot-Avg	PF-FO	Ast	TO	Blk	Stl	Pts	Avg
2023-24	11-0	121-11.0	23-41	.561	6-13	.462	15-18	.833	12-27-39-3.5	15-1	5	8	16	4	67	6.1
Career	11-0	121-11.0	23-41	.561	6-13	.462	15-18	.833	12-27-39-3.5	15-1	5	8	16	4	67	6.1

BOX SCORES

GAME 1

#16/16 KENTUCKY 86, NEW MEXICO STATE 46



Official Basketball Box Score - Final
New Mexico St. at Kentucky
11/10/23 Rupp Arena, Lexington
2023-24 Men's Basketball

Game Time: 8:00 PM
Game Duration: 1:43
Attendance: 18,438

Officials: Pat Adams, Josue Nieves, Landon Brandes

New Mexico St. - 46		Record: 0-1										Shooting By Period								
NO.	Name	Min	FG	3P	FT	Rebounds	Fouls	TP	AS	TO	ST	Blocks	BS	BA	+	-	1st FG%	2nd FG%	3rd FG%	FT%
			M-A	M-A	M-A	OR DR TOT	PF	FD				BS	BA							
1	Kaosi Ezeagu	F 19:06	2-3	0-0	0-0	0 3 3	2	2	2	4	0	2	0	0	0	-17	1st FG% 10-31 32.3%	2nd FG% 8-25 32.0%	3rd FG% 4-13 30.8%	FT% 5-5 100.0%
25	Clarence "Monzy" Jackson	F 20:15	3-10	0-3	0-0	3 3 6	3	1	6	2	3	1	0	1	-17	1st FG% 1-10 10.0%	2nd FG% 1-10 10.0%	3rd FG% 1-10 10.0%	FT% 0-0 0%	
0	Jaylin Jackson-Posey	G 31:35	4-8	2-4	0-0	0 8 8	1	2	10	6	7	0	0	0	-24	GM FG% 18-56 32.1%	GM FT% 5-23 21.7%	GM 3PT% 5-23 21.7%	GM FT% 5-5 100.0%	
3	Christian Cook	G 33:14	3-12	2-7	2-2	0 4 4	2	1	10	0	1	1	0	0	-40	Dead Ball Rebounds: 0, 0				
13	Jaden Harris	G 30:46	1-6	0-3	0-0	1 1 2	1	2	2	1	1	0	1	0	-29					
2	Antonio Rawls	G 24:25	1-6	1-2	0-0	0 0 0	1	2	3	0	3	0	0	0	-27					
24	Jonathan Kanyanga	F 17:12	1-1	0-0	0-0	0 5 5	2	0	2	0	1	0	0	0	-22					
21	Robert Carpenter	F 23:28	3-10	0-4	3-3	2 1 3	4	3	9	2	0	0	1	0	-24					
Team						0 2 2			0		0									
Totals			18-56	5-23	5-5	6 27 33	16	11	46	10	18	2	2	3	-40					

Technical Fouls: NONE

GAME 2

#16/16 KENTUCKY 81, TEXAS A&M-COMMERCE 61



Official Basketball Box Score - Final
Tex. A&M-Commerce at Kentucky
11/10/23 Rupp Arena, Lexington
2023-24 Men's Basketball

Game Time: 7:00 PM
Game Duration: 1:45
Attendance: 18,946

Officials: Jason Baker, Patrick Evans, Bharat Ramanani

Tex. A&M-Commerce - 61		Record: 0-3										Shooting By Period								
NO.	Name	Min	FG	3P	FT	Rebounds	Fouls	TP	AS	TO	ST	Blocks	BS	BA	+	-	1st FG%	2nd FG%	3rd FG%	FT%
			M-A	M-A	M-A	OR DR TOT	PF	FD				BS	BA							
24	Jerome Brewer, Jr.	F 32:43	4-6	3-4	1-2	0 4 4	2	1	12	2	0	0	0	0	-12	1st FG% 11-30 36.7%	2nd FG% 12-26 46.2%	3rd FG% 5-17 29.4%	FT% 3-6 50.0%	
2	Kalen Williams	G 33:31	8-14	1-4	2-2	1 3 4	2	2	19	4	4	0	2	16	-11	1st FG% 4-12 33.3%	2nd FG% 6-6 100%	3rd FG% 3-6 50.0%	FT% 2-5 40.0%	
3	Tommie Lewis	G 26:40	6-11	5-8	1-2	0 4 4	1	1	18	1	3	1	0	0	-13	1st FG% 11-30 36.7%	2nd FG% 12-26 46.2%	3rd FG% 5-17 29.4%	FT% 3-6 50.0%	
10	Alonzo Dodd	G 24:16	2-5	0-0	1-5	2 0 2	1	4	5	2	2	0	0	0	-6	1st FG% 11-30 36.7%	2nd FG% 12-26 46.2%	3rd FG% 5-17 29.4%	FT% 3-6 50.0%	
11	Khalq Abdul-Mateen	G 19:31	0-3	0-0	0-0	2 2 2	2	0	0	0	0	0	0	0	-11	1st FG% 11-30 36.7%	2nd FG% 12-26 46.2%	3rd FG% 5-17 29.4%	FT% 3-6 50.0%	
0	Zondrick Garrett	F 19:08	2-8	0-2	0-0	2 3 5	1	2	4	0	1	0	1	0	-9	1st FG% 11-30 36.7%	2nd FG% 12-26 46.2%	3rd FG% 5-17 29.4%	FT% 3-6 50.0%	
1	James "Pop" Weathers	F 16:43	0-4	0-2	0-0	0 0 0	0	0	0	2	1	0	0	1	-17	1st FG% 11-30 36.7%	2nd FG% 12-26 46.2%	3rd FG% 5-17 29.4%	FT% 3-6 50.0%	
30	Evan Phelps	F 17:51	1-5	1-4	0-0	1 2 3	0	0	3	1	2	0	0	0	-11	1st FG% 11-30 36.7%	2nd FG% 12-26 46.2%	3rd FG% 5-17 29.4%	FT% 3-6 50.0%	
23	KC Ugwuakazi	F 07:37	0-0	0-0	0-0	0 0 0	0	0	0	0	0	0	0	0	-5	1st FG% 11-30 36.7%	2nd FG% 12-26 46.2%	3rd FG% 5-17 29.4%	FT% 3-6 50.0%	
Team						2 2 4			0		0									
Totals			23-56	10-27	5-11	8 25 33	12	10	61	12	14	1	2	3	-20					

Technical Fouls: NONE

Kentucky - 86		Record: 1-0										Shooting By Period								
NO.	Name	Min	FG	3P	FT	Rebounds	Fouls	TP	AS	TO	ST	Blocks	BS	BA	+	-	1st FG%	2nd FG%	3rd FG%	FT%
			M-A	M-A	M-A	OR DR TOT	PF	FD				BS	BA							
4	Tre Mitchell	F 35:28	3-8	0-3	3-4	3 6 9	1	4	9	5	0	1	0	1	36	1st FG% 12-31 38.7%	2nd FG% 4-13 30.8%	3rd FG% 9-12 75%	FT% 9-12 75%	
1	Justin Edwards	G 27:32	5-11	2-5	0-0	1 4 5	3	0	12	1	3	2	0	1	24	1st FG% 12-31 38.7%	2nd FG% 4-13 30.8%	3rd FG% 9-12 75%	FT% 9-12 75%	
3	Adou Thiero	G 19:38	1-3	0-1	3-5	1 6 7	3	0	5	0	1	0	1	0	7	1st FG% 12-31 38.7%	2nd FG% 4-13 30.8%	3rd FG% 9-12 75%	FT% 9-12 75%	
12	Antonio Reeves	G 34:51	4-10	2-6	1-2	0 2 2	0	1	11	1	1	2	0	0	38	1st FG% 12-31 38.7%	2nd FG% 4-13 30.8%	3rd FG% 9-12 75%	FT% 9-12 75%	
21	D.J. Wagner	G 26:54	6-13	1-5	0-1	0 2 2	1	3	13	4	1	3	0	0	22	1st FG% 12-31 38.7%	2nd FG% 4-13 30.8%	3rd FG% 9-12 75%	FT% 9-12 75%	
0	Rob Dillingham	F 19:28	6-11	2-6	3-3	0 5 5	2	3	17	3	0	2	0	0	24	1st FG% 12-31 38.7%	2nd FG% 4-13 30.8%	3rd FG% 9-12 75%	FT% 9-12 75%	
15	Reed Sheppard	G 20:57	4-6	1-2	3-3	0 5 5	1	1	12	2	0	2	0	0	17	1st FG% 12-31 38.7%	2nd FG% 4-13 30.8%	3rd FG% 9-12 75%	FT% 9-12 75%	
23	Jordan Burks	F 12:12	3-3	1-1	0-1	3 0 3	1	1	7	0	0	1	0	0	20	1st FG% 12-31 38.7%	2nd FG% 4-13 30.8%	3rd FG% 9-12 75%	FT% 9-12 75%	
14	Brennan Canada	G 00:46	0-0	0-0	0-0	0 1 1	0	0	0	0	0	0	0	0	3	1st FG% 12-31 38.7%	2nd FG% 4-13 30.8%	3rd FG% 9-12 75%	FT% 9-12 75%	
20	Joey Hart	G 00:46	0-0	0-0	0-0	0 0 0	0	0	0	0	0	0	0	0	3	1st FG% 12-31 38.7%	2nd FG% 4-13 30.8%	3rd FG% 9-12 75%	FT% 9-12 75%	
22	Walker Horn	G 00:46	0-0	0-0	0-0	0 0 0	0	0	0	0	0	0	0	0	3	1st FG% 12-31 38.7%	2nd FG% 4-13 30.8%	3rd FG% 9-12 75%	FT% 9-12 75%	
15	Kareem Watkins	G 00:46	0-0	0-0	0-0	0 0 0	0	0	0	0	0	0	0	0	3	1st FG% 12-31 38.7%	2nd FG% 4-13 30.8%	3rd FG% 9-12 75%	FT% 9-12 75%	
Team						3 1 4			0		0									
Totals			32-65	9-29	13-19	11 32 43	11	16	86	17	6	13	3	2	-40					

Technical Fouls: NONE

Kentucky - 81		Record: 2-0										Shooting By Period								
NO.	Name	Min	FG	3P	FT	Rebounds	Fouls	TP	AS	TO	ST	Blocks	BS	BA	+	-	1st FG%	2nd FG%	3rd FG%	FT%
			M-A	M-A	M-A	OR DR TOT	PF	FD				BS	BA							
4	Tre Mitchell	F 31:45	8-11	1-2	1-1	2 6 8	0	3	18	1	0	3	1	0	11	1st FG% 14-32 43.8%	2nd FG% 4-12 33.3%	3rd FG% 6-6 100%	FT% 6-6 100%	
0	Rob Dillingham	G 29:55	4-13	1-6	3-4	1 4 5	2	3	12	4	1	1	0	1	18	1st FG% 14-32 43.8%	2nd FG% 4-12 33.3%	3rd FG% 6-6 100%	FT% 6-6 100%	
1	Justin Edwards	G 33:19	6-10	0-3	4-4	3 4 7	1	2	16	1	0	0	0	0	24	1st FG% 14-32 43.8%	2nd FG% 4-12 33.3%	3rd FG% 6-6 100%	FT% 6-6 100%	
12	Antonio Reeves	G 29:16	8-14	5-8	0-0	0 6 6	2	0	21	2	0	0	0	0	9	1st FG% 14-32 43.8%	2nd FG% 4-12 33.3%	3rd FG% 6-6 100%	FT% 6-6 100%	
21	D.J. Wagner	G 32:00	5-13	0-1	1-1	0 0 0	0	3	11	3	1	1	0	1	10	1st FG% 14-32 43.8%	2nd FG% 4-12 33.3%	3rd FG% 6-6 100%	FT% 6-6 100%	
15	Reed Sheppard	F 28:49	1-5	1-3	0-0	0 3 3	1	1	3	1	1	3	2	0	23	1st FG% 14-32 43.8%	2nd FG% 4-12 33.3%	3rd FG% 6-6 100%	FT% 6-6 100%	
23	Jordan Burks	F 14:56	0-1	0-0	0-0	2 3 5	4	0	0	0	0	0	0	0	5	1st FG% 14-32 43.8%	2nd FG% 4-12 33.3%	3rd FG% 6-6 100%	FT% 6-6 100%	
Team						1 2 2			0		0									
Totals			32-67	8-23	9-10	9 27 36	10	12	81	12	3	8	3	2	-20					

Technical Fouls: NONE

Kentucky - 84		NMS		UKY		Points from		Turnovers		Period by Period Scoring			
Biggest lead	4 (1st 17:49)	40 (2nd 0:07)	Turnovers	6	24	1st	2nd	TOT	1st	2nd	TOT		
Best Scoring Run	6 (1st 17:49)	17 (2nd 0:07)	Paint	20	46	NMS	29	17	46	UKY	37	49	86
Lead Changes	2	0	Second Chance	7	13	Fast Breaks	7	25	UKY	37	49	86	
Times Tied	0	0	Bench	14	36								
Time with Lead	03:01	36:41											

Kentucky - 81		TAM		UKY		Points from		Turnovers		Period by Period Scoring	
Biggest lead	13 (1st 13:28)	22 (2nd 1:31)	Turnovers	7	17	1st	2nd	TOT	30	31	61
Best Scoring Run	8 (1st 17:51)	9 (2nd 14:42)	Paint	26	42	UKY	38	43	81		
Lead Changes	1	0	Second Chance	7	13						
Times Tied	0	0	Fast Breaks	1	23						
Time with Lead	11:20	27:41	Bench	7	3						

GAME 3

#1/1 KANSAS 89, #17/16 KENTUCKY 84



Official Basketball Box Score - Final
Kentucky at Kansas
11/14/23 United Center, Chicago
2023-24 Men's Basketball

BOX SCORES

GAME 5

#16/16 KENTUCKY 96, SAINT JOSEPH'S 88 (OT)



Official Basketball Box Score - Final
Saint Joseph's at Kentucky
11/20/23 Rupp Arena, Lexington
2023-24 Men's Basketball

Game Time: 7:00 PM
Game Duration: 2:14
Attendance: 18,680

Officials: Terry Oglesby, Garrick Shannon, William Covington

NO.	Name	Min	FG			3P			FT			Rebounds		Fouls		TP	AS	TO	ST	Blocks		+/-
			M-A	M-A	M-A	M-A	M-A	OR	DR	OR	DR	OR	DR	PF	FD					BS	BA	
13	Rasheer Fleming	F	18:31	3-8	0-2	0-2	4	5	9	3	1	6	0	0	3	0	0	0	0	0	-12	
23	Anthony Finkley	F	14:10	1-6	1-5	0-0	1	1	2	1	0	3	0	0	0	0	0	0	0	1	12	
2	Erik Reynolds II	G	41:48	9-17	6-12	4-4	0	3	3	0	5	28	5	2	1	0	1	-9				
3	Cameron Brown	G	30:17	6-10	5-8	0-0	2	2	4	4	0	17	0	1	0	0	1	2				
11	Xzayvier Brown	G	37:43	6-12	3-5	2-2	0	6	6	3	1	17	6	0	3	0	2	-5				
5	Lynn Greer III	G	33:52	3-11	0-1	2-2	1	4	5	2	3	8	4	4	1	0	3	-17				
22	Christ Essandoko	G	31:41	4-7	0-1	1-2	4	5	9	4	1	9	2	1	1	0	-7					
0	Kacper Klaczek	14:55	0-4	0-3	0-0	0	0	1	1	3	0	0	2	2	0	1	0	0				
32	Charles Coleman	02:03	0-0	0-0	0-0	0	0	0	0	0	0	0	1	1	0	0	0	0				
Team							2	1	3			0										
Totals			32:75	15-37	9-12	14	28	42	21	10	88	20	14	5	3	8	-8					

Technical Fouls: NONE

Dead Ball Rebounds: 1.0

NO.	Name	Min	FG			3P			FT			Rebounds		Fouls		TP	AS	TO	ST	Blocks		+/-
			M-A	M-A	M-A	M-A	M-A	OR	DR	OR	DR	OR	DR	PF	FD					BS	BA	
4	Tre Mitchell	F	41:24	7-15	4-10	4-6	3	3	6	2	5	22	4	0	1	4	2	5				
1	Justin Edwards	G	28:07	4-6	2-3	2-2	1	2	3	1	2	12	1	0	1	1	0	-5				
3	Adou Thiero	G	30:40	3-6	0-1	1-4	0	5	5	2	4	7	0	0	3	0	0	-6				
12	Antonio Reeves	G	31:52	7-9	3-3	3-4	0	5	5	0	2	20	3	0	0	1	0	4				
21	D.J. Wagner	G	35:45	7-17	1-4	7-8	1	2	3	2	4	22	6	3	1	1	1	7				
0	Rob Dillingham	25:32	5-10	1-2	0	5	5	1	3	13	6	1	1	0	0	0	4					
15	Reed Sheppard	25:11	0-1	0-1	0-0	0	4	4	1	0	0	4	3	5	0	0	16					
23	Jordan Burks	06:29	0-0	0-0	0-1	0	1	1	1	0	0	2	0	2	0	1	0	3				
Team							1	4	5			0										
Totals			33:64	12-25	18-27	6	31	37	10	21	96	24	9	12	8	3	8					

Technical Fouls: NONE

Dead Ball Rebounds: 6.0

SJU	UKY	Points from Turnovers	SJU	UKY	Period by Period Scoring			
					1st	2nd	TOT	
5 (1 st 18:18)	9 (2 nd 17:27)	6	11	SJU 38	39	11	88	
6 (1 st 0:41)	8 (1 st 3:55)	Paint	34	36	UKY 41	36	19	96
3	8	Second Chance	16	9				
3	3	Fast Breaks	11	28				
07:23	33:05	Bench	17	13				

GAME 6

#16/16 KENTUCKY 118, MARSHALL 82



Official Basketball Box Score - Final
Marshall at Kentucky
11/24/23 Rupp Arena, Lexington
2023-24 Men's Basketball

Game Time: 7:01 PM
Game Duration: 2:34
Attendance: 20,246

Officials: Tony Greene, Vladimir Voyard-Tadai, Matt Jarman

NO.	Name	Min	FG			3P			FT			Rebounds		Fouls		TP	AS	TO	ST	Blocks		+/-
			M-A	M-A	M-A	M-A	M-A	OR	DR	OR	DR	OR	DR	PF	FD					BS	BA	
4	Jacob Conner	F	30:26	3-9	2-6	5-6	1	3	4	0	3	13	2	6	2	0	0	-26				
25	Obinna Anochii-Killen	F	37:22	10-20	2-4	0-2	3	3	6	3	2	22	1	2	1	2	1	-31				
41	Nate Martin	F	33:28	6-9	0-0	2-2	5	5	0	2	14	3	0	1	1	2	-26					
0	Kevon Voyles	G	16:35	4-6	2-3	0-1	0	2	2	2	10	3	2	0	0	0	-13					
11	Kamdyn Curfman	G	27:25	3-10	3-10	0-0	0	1	1	0	9	2	2	1	0	0	-28					
5	Cameron Crawford	07:27	0-4	0-1	0-0	2	2	2	0	0	0	2	2	0	0	0	-12					
21	Goran Miladinovic	16:54	2-6	0-1	1-4	2	4	6	2	5	1	0	1	1	2	-7						
14	Ryan Nutter	25:32	1-3	0-1	7-8	0	2	2	4	6	9	4	2	0	0	-21						
2	Wyatt Fricks	04:51	0-2	0-0	0-0	0	0	0	0	0	0	0	0	0	0	-7						
Team							4	1	5			0										
Totals			29:69	9-26	15-23	17	21	38	13	16	82	18	16	6	5	6	-36					

Technical Fouls: NONE

Dead Ball Rebounds: 4.0

NO.	Name	Min	FG			3P			FT			Rebounds		Fouls		TP	AS	TO	ST	Blocks		+/-
			M-A	M-A	M-A	M-A	M-A	OR	DR	OR	DR	OR	DR	PF	FD					BS	BA	
4	Tre Mitchell	F	27:44	8-15	1-4	1-1	1	3	4	3	18	4	1	1	1	0	28					
1	Justin Edwards	G	20:53	3-6	3-4	1-2	0	2	2	2	10	0	0	1	1	1	13					
3	Adou Thiero	G	23:21	3-6	0-1	0-0	3	4	7	3	0	6	2	2	2	0	1	19				
12	Antonio Reeves	G	30:16	8-13	5-7	2-2	2	4	4	1	23	1	2	2	0	1	19					
21	D.J. Wagner	G	25:49	10-14	2-5	6-7	0	1	1	3	4	28	5	1	3	1	25					
0	Rob Dillingham	24:27	7-8	2-2	0-1	1	4	5	2	16	8	2	1	0	0	30						
15	Reed Sheppard	26:16	4-6	2-3	2-2	0	7	7	1	1	2	6	1	2	0	0	26					
23	Jordan Burks	14:23	1-4	0-0	0-0	2	3	5	1	2	2	0	0	1	1	1	11					
20	Joey Hart	03:23	1-2	1-1	0-0	0	0	0	0	0	3	0	0	0	0	0	1					
13	Grant Darbyshire	00:52	0-0	0-0	0-0	0	0	0	0	0	0	0	0	0	0	0	0					
14	Brennan Canada	00:52	0-0	0-0	0-0	0	0	0	0	0	0	0	0	0	0	0	0					
22	Walker Horn	00:52	0-0	0-0	0-0	0	0	0	0	0	0	0	0	0	0	0	0					
25	Kareem Walkins	00:52	0-0	0-0	0-0	0	0	0	0	0	0	0	0	0	0	0	0					
Team							1	1	2			0										
Totals			45:74	16-27	12-15	10	27	37	16	13	118	27	9	11	6	5	36					

Technical Fouls: NONE

Dead Ball Rebounds: 1.0

MAR	UKY	Points from Turnovers	MAR	UKY	Period by Period Scoring			
					1st	2nd	TOT	
2 (1 st 18:34)	41 (2 nd 5:47)	2	28	48	41	41	82	
6 (1 st 14:06)	10 (1 st 15:30)	2	14	13	UKY 69	49	118	
3	2	Second Chance	14	33				
0	0	Fast Breaks	2	16				
01:18	38:07	Bench	14	33				

GAME 7

#12/12 KENTUCKY 95, #8/8 MIAMI 73



Official Basketball Box Score - Final
Miami (FL) at Kentucky
11/20/23 Rupp Arena, Lexington
2023-24 Men's Basketball

Game Time: 7:31 PM
Game Duration: 2:05
Attendance: 20,119

Officials: Pat Adams, K.B. Burdett, Jr., Byron Jarrett

NO.	Name	Min	FG			3P			FT			Rebounds		Fouls		TP	AS	TO	ST	Blocks		+/-
			M-A	M-A	M-A	M-A	M-A	OR	DR	OR	DR	OR	DR	PF	FD					BS	BA	
15	Norchad Omier	F	18:50	6-10	1-1	7-7	3	3	6	5	7	20	0	3	0	0	-5					
0	Matthew Cleveland	G	27:18	2-3	1-1	0-2	0	0	0	1	1	5	0	2	1	0	-20					
4	Bensley Joseph	G	20:37	2-5	0-2	0-0	0	1	1	3	0	4	1	2	2	0	-27					
5	Wooga Poplar	G	30:32	7-13	0-2	5-8	2	6	8	2	6	19	1	2	0	0	-37					
24	Nijel Pack	G	25:32	1-6	0-3	0-0	0	1	1	0	2	3	3	0	0	0	-25					
1	Michael Nwoko	18:26	3-6	0-1	2-2	3	3	6	2	2	8	0	2	0	0	0	-12					
7	Kyshawn George	22:41	2-7	1-5	0-0	0	2	2	1	0	5	2	1	0	0	0	-9					
23	AJ Casey	10:54	0-3	0-0	0-0	2	2	4	1	0	0	1	0	1	0	0	-13					
3	Christian Watson	15:57	3-5	2-3	2-2	0	3	3	0	1	10	1	0	0	0	1	7					
13	Jakai Robinson	04:41	0-0	0-0	0-0	0	0	0	0	0	0	0	0	0	0	0	7					
10	Paul Djobet	04:32	0-1	0-1	0-0	0	1	1	0	0	0	0	0	0	0	0	6					
Team							2	1	3			0										
Totals			26:59	5-19	16-21	12	23	35	15	18	73	8	15	5	1	5	-22					

Technical Fouls: NONE

NO.	Name	Min	FG			3P			FT			Rebounds		Fouls		TP	AS	TO	ST	Blocks		+/-
			M-A	M-A	M-A	M-A	M-A	OR														

BOX SCORES

GAME 9

#16/17 KENTUCKY 81, PENN 66



Official Basketball Box Score - Final
Penn at Kentucky
12/09/23 Wells Fargo Center, Philadelphia
2023-24 Men's Basketball

Game Time: 12:00 PM
Game Duration: 1:46
Attendance: 9,007

Officials: Joe Lindsay, Rob Rorke, Chucky Jones

Penn - 66

Record: 6-5

NO. Name	Min	FG	3P	FT	Rebounds	Fouls	TP	AS	TO	ST	Blocks	+/-
		M-A	M-A	M-A	OR DR TOT	PF FD					BS BA	
13 Nick Spinoso	C 34:02	4-5	0-0	2-5	0 9 9	1 8	10	5	5	1	4	0 -6
0 Clark Slajchert	G 40:00	8-14	1-4	0-0	1 1 2	0 1	17	4	6	1	0	2 -15
4 Tyler Perkins	G 34:04	6-17	3-9	0-0	2 2 4	2 0	15	1	1	2	0	1 -9
11 Sam Brown	G 36:18	4-11	4-9	0-0	1 5 6	3 0	12	5	1	0	0	1 -16
40 George Smith	G 28:08	2-5	1-4	2-2	0 4 4	5 2	7	3	0	2	0	0 -10
10 Ed Holland III	06:31	0-1	0-0	1-2	0 2 2	0 1	1	0	0	0	0	1 -5
25 Augustus Gerhart	05:58	0-0	0-0	0-0	1 1 1	2 1	0	0	2	0	0	0 0
15 Andrew Laczkowski	11:07	2-3	0-1	0-0	1 0 1	1 0	4	0	0	2	0	0 -3
5 Cam Thrower	03:53	0-1	0-1	0-0	0 0 0	1 0	0	0	0	0	0	0 -3
Team					0 2 2		0		0			
Totals		26-57	9-28	5-9	5 26 31	15 13	66	18	15	8	4	5 -15

Technical Fouls: NONE

Kentucky - 81

Record: 7-2

NO. Name	Min	FG	3P	FT	Rebounds	Fouls	TP	AS	TO	ST	Blocks	+/-
		M-A	M-A	M-A	OR DR TOT	PF FD					BS BA	
4 Tre Mitchell	F 35:40	2-7	0-2	0-0	0 9 9	2 4	4	4	3	0	1	0 16
1 Justin Edwards	G 14:21	3-5	0-0	0-0	1 2 3	4 0	6	0	0	0	0	0 -2
3 Adou Thiero	G 14:38	3-5	0-0	0-0	2 0 2	2 0	6	0	1	2	0	0 -3
12 Antonio Reeves	G 26:11	7-13	2-6	0-1	2 1 3	3 2	16	1	1	0	0	0 11
21 D.J. Wagner	G 30:15	4-9	1-2	0-0	0 1 1	0 1	9	7	2	1	0	1 11
0 Rob Dillingham	22:23	6-14	3-5	2-3	0 3 3	0 2	17	1	3	2	0	1 9
15 Reed Sheppard	27:25	2-4	1-3	1-2	1 4 5	1 2	6	3	0	3	1	0 16
2 Aaron Bradshaw	29:07	7-12	1-2	2-4	5 6 11	3 3	17	0	0	1	3	2 17
Team					2 2 4		0		0			
Totals		34-69	8-20	5-10	13 28 41	13 15	81	16	10	9	5	4 15

Technical Fouls: NONE

PENN	KEN	Points from Turnovers	PENN	KEN	Period by Period Scoring
					1st 2nd TOT
Biggest lead	0 (1 st 20:00)	17 (2 nd 0:27)	5	22	
Best Scoring Run	8 (2 nd 19:44)	10 (1 st 2:53)	32	42	PENN 29 37 66
Lead Changes	0	6	16	16	KEN 39 42 81
Times Tied	2	14			
Time with Lead	00:00	37:41	5	40	

GAME 10

#14/15 KENTUCKY 87, #9/9 NORTH CAROLINA 83



Official Basketball Box Score - Final
North Carolina at Kentucky
12/16/23 State Farm Arena, Atlanta
2023-24 Men's Basketball

Game Time: 5:30 PM
Game Duration: 2:25
Attendance: 17,059

Officials: Kelly Pfeifer, Courtney Green, Patrick Evans

North Carolina - 83

Record: 7-3

NO. Name	Min	FG	3P	FT	Rebounds	Fouls	TP	AS	TO	ST	Blocks	+/-
		M-A	M-A	M-A	OR DR TOT	PF FD					BS BA	
5 Armando Bacot	F 31:10	3-4	0-0	3-4	2 4 6	4 5	9	0	6	1	1	0 -2
55 Harrison Ingram	F 33:36	4-10	0-3	2-4	1 3 4	2 3	10	3	1	3	2	2 -15
2 Elliot Cadeau	G 18:03	1-2	0-0	1-2	0 1 1	4 1	3	3	2	0	0	0 -14
3 Cormac Ryan	G 33:14	8-12	4-7	0-0	0 4 4	1 0	20	2	1	0	0	0 -2
4 RJ Davis	G 37:34	8-18	3-9	8-9	2 5 7	3 4	27	4	5	0	0	4 -4
8 Paxson Wojcik	02:13	1-1	0-0	0-0	0 0 0	2 1	2	0	0	0	0	0 0
24 Jae'Lyn Withers	18:54	1-4	0-2	2-0	3 3 2	1 4	2	1	2	2	0	0 13
13 Jalen Washington	07:46	0-2	0-1	2-2	0 1 1	3 2	2	0	0	0	0	0 -5
7 Seth Trimble	15:40	1-4	1-2	3-4	0 3 3	0 2	6	0	0	0	0	2 10
1 Zayden High	01:51	0-0	0-0	0-0	0 1 1	1 0	0	0	0	0	0	0 3
Team					1 1 2		0		0			
Totals		27-57	8-24	21-27	6 26 32	22 19	83	12	17	7	5	9 -4

Technical Fouls: NONE

Kentucky - 87

Record: 9-2

NO. Name	Min	FG	3P	FT	Rebounds	Fouls	TP	AS	TO	ST	Blocks	+/-
		M-A	M-A	M-A	OR DR TOT	PF FD					BS BA	
2 Aaron Bradshaw	F 20:38	4-6	1-1	3-5	3 0 3	4 3	12	0	2	2	0	0 9
4 Tre Mitchell	F 32:32	3-5	1-3	1-2	2 3 5	2 5	8	2	2	0	0	0 7
1 Justin Edwards	G 12:34	3-0	0-1	2-2	4 2 6	0 1	8	1	0	0	0	1 3
12 Antonio Reeves	G 22:54	2-9	1-3	4-4	1 3 4	1 3	9	1	1	1	1	1 1
21 D.J. Wagner	G 34:51	6-14	2-4	0-1	2 4 6	2 1	14	5	2	1	0	2 -7
0 Rob Dillingham	24:47	6-16	1-6	4-6	0 3 3	4 6	17	1	1	1	0	1 7
3 Reed Sheppard	24:53	4-9	1-3	2-2	1 5 6	1 1	11	2	3	2	1	0 8
3 Adou Thiero	17:04	2-4	1-2	2-2	0 1 1	3 1	7	2	1	0	0	4 0
33 Ugonna Onyenso	09:46	0-0	0-0	1-2	0 1 1	2 1	1	1	1	0	0	0 3
Team					5 2 7		0		1			
Totals		30-72	8-23	19-26	18 24 42	20 22	87	15	14	7	9	5 4

Technical Fouls: Coach 1st 4:04

UNC	KEN	Points from Turnovers	UNC	KEN	Period by Period Scoring
					1st 2nd TOT
Biggest lead	1 (2 nd 5:15)	12 (2 nd 15:23)	13	19	
Best Scoring Run	10 (2 nd 19:39)	8 (2 nd 15:23)	32	34	UNC 38 45 83
Lead Changes	2	6	15	15	KEN 40 47 87
Times Tied	3	14			
Time with Lead	00:16	37:13	14	36	

GAME 11

#9/9 KENTUCKY 95, LOUISVILLE 76



Official Basketball Box Score - Final
Kentucky at Louisville
12/21/23 KFC Yum! Center, Louisville
2023-24 Men's Basketball

Game Time: 6:01 PM
Game Duration: 2:10
Attendance: 12,929

Officials: Ron Groover, Lee Cassell, Pat Adams

Kentucky - 95

Record: 9-2

NO. Name	Min	FG	3P	FT	Rebounds	Fouls	TP	AS	TO	ST	Blocks	+/-
		M-A	M-A	M-A	OR DR TOT	PF FD					BS BA	
2 Aaron Bradshaw	F 30:56	1-2	0-0	0-0	3 1 4	4 2	2	0	1	0	0	5
4 Tre Mitchell	F 30:02	7-13	4-7	0-0	2 10 12	3 2	18	1	2	2	3	0 8
1 Justin Edwards	G 23:48	6-10	1-3	0-0	3 4 7	4 1	13	1	2	2	0	0 14
12 Antonio Reeves	G 30:19	10-16	4-5	6-7	1 0 1	2 4	30	2	1	2	0	1 19
21 D.J. Wagner	G 18:24	1-6	0-2	0-0	0 1 1	2 0	2	1	1	0	0	0 -4
0 Rob Dillingham	21:23	5-9	0-2	2-3	1 1 2	2 1	12	2	1	1	0	10
15 Reed Sheppard	26:57	3-6	2-3	3-4	0 4 4	1 2	11	1	2	0	0	0 27
3 Adou Thiero	13:25	2-4	1-2	2-2	1 3 4	1 1	7	0	1	0	1	0 22
33 Ugonna Onyenso	07:38	0-1	0-0	0-0	0 2 2	0 0	0	0	0	0	2	1 11
23 Jordan Burks	03:04	0-0	0-0	0-0	0 0 0	2 0	1	0	0	0	0	0 -5
14 Brennan Canada	00:52	0-0	0-0	0-0	0 0 0	0 0	0	0	0	0	0	0 -3
20 Joey Hart	00:52	0-0	0-0	0-0	0 0 0	0 0	0	0	1	0	0	0 -3
22 Walker Horn	00:52	0-0	0-0	0-0	0 0 0	0 0	0	0	0	0	0	0 -2
25 Kareem Watkins	00:52	0-1	0-1	0-0	0 0 0	0 0	0	0	0	0	0	0 -3
13 Grant Darbyshire	00:36	0-0	0-0	0-0	0 0 0	0 0	0	0	0	0	0	0 -1
Team					0 0 0		0		1			
Totals		35-68	12-25	13-16	11 26 37	21 13	95	19	13	9	8	2 19

Technical Fouls: Edwards 2nd 6:20

Louisville - 76

Record: 5-7

NO. Name	Min	FG	3P	FT	Rebounds	Fouls	TP	AS	TO	ST	Blocks	+/-
		M-A	M-A	M-A	OR DR TOT	PF FD					BS BA	
0 Mike James	F 33:42	2-11	1-4	7-8	1 5 6	4 4	12	2	1	2	0	0 -21
5 Brandon Huntley-Hatfield	F 33:39	8-8	0-0	0-0	3 8 11	1 1	0	2	1	0	0	0 -17
4 Ty-Laur Johnson	G 21:46	0-6	0-2	2-2	0 0 0	4 3	2	4	4	1	0	0 -18
22 Tre White	G 25:48	4-8	1-2	2-3	1 1 2	3 2	11	2	2	0	0	0 -7
55 Skyy Clark	G 35:38	6-11	2-5	6-11	1 0 1	2 5	20	5	3	1	0	0 -15
1 Curtis Williams	21:36	2-8	0-3	1-2	0 2 2	0 1	5	0	0	0	0	0 -24
10 Kaleb Glenn	11:31	0-2	0-0	0-0	0 4 4	0 0	0	0	0	0	0	0 -24
34 Emmanuel Okorator	06:21	2-3	0-0	1-2	1 2 3	0 2	5					

BOX SCORES

GAME 13 #6/6 KENTUCKY 87, FLORIDA 85



Official Basketball Box Score - Final
Kentucky at Florida
01/06/24 Exactech Arena at Stephen C. O'Connell Center, Gainesville
2023-24 Men's Basketball

Game Time: 12:30 PM
Game Duration: 2:16
Attendance: 10,106

Officials: Terry Oglesby, Olatunde Poole, Vladimir Voyard-Tadi

NO. Name	Min	FG		3P		FT		Rebounds		Fouls		TP	AS	TO	ST	Blocks			+/-	
		M/A	M/A	M/A	M/A	OR	DR	PF	FD	BS	BA					BB				
2 Aaron Bradshaw	25:05	3-7	1-2	3-6	2	5	7	1	3	10	0	0	2	1	1	1	-1			
4 Tre Mitchell	34:57	5-12	0-2	2-3	1	9	10	3	5	12	0	1	2	0	0	2				
1 Justin Edwards	18:27	3-6	0-0	0-0	0	2	2	3	2	6	0	0	1	1	0	0	1			
12 Antonio Reeves	G 27:06	8-16	2-7	1-2	1	1	2	2	19	0	2	0	1	1	1	17				
21 D.J. Wagner	G 36:02	6-10	1-2	1-1	0	3	3	1	2	14	3	1	1	0	0	1				
0 Rob Dillingham	17:38	2-7	0-4	2-2	0	1	1	1	6	1	4	0	0	0	0	-21				
15 Reed Sheppard	24:27	2-4	1-3	9-11	0	5	5	3	6	14	2	1	0	0	0	5				
33 Ugonna Onyenso	14:57	2-6	0-0	2-3	1	4	5	2	2	6	0	0	0	0	0	1	4			
23 Jordan Burks	01:21	0-0	0-0	0-0	0	0	0	0	0	0	0	0	0	0	0	-8				
Team						3	2	5		0										
Totals		31-68	5-20	20-28	8	32	40	17	23	87	6	9	6	2	3	2				

Shooting By Period	
1 st FG%	15-32 46.9%
3PT%	1-10 10.0%
FT%	6-8 75%
2 nd FG%	16-36 44.4%
3PT%	4-10 40.0%
FT%	14-20 70%
GM FG%	31-68 45.6%
3PT%	5-20 25.0%
FT%	20-28 71.4%

Dead Ball Rebounds: 5, 1

Technical Fouls: NONE

NO. Name	Min	FG		3P		FT		Rebounds		Fouls		TP	AS	TO	ST	Blocks			+/-	
		M/A	M/A	M/A	M/A	OR	DR	PF	FD	BS	BA					BB				
4 Tyrese Samuel	F 27:31	1-6	0-1	1-3	1	6	7	1	2	3	2	1	2	0	0	-11				
3 Micah Handlogten	C 16:40	3-4	0-0	0-2	6	6	12	3	1	6	0	3	0	2	0	-3				
0 Zion Pullin	G 34:16	9-15	2-4	3-4	0	3	3	2	23	3	1	1	0	0	0	5				
1 Walter Clayton Jr.	G 34:16	7-17	3-11	6-7	0	4	4	2	4	23	3	0	1	0	1	-4				
5 Will Richard	G 22:16	0-8	0-7	2-2	0	1	1	0	2	0	1	1	1	1	0	-13				
2 Riley Kugel	22:49	5-10	2-4	3-6	2	2	4	5	3	15	0	3	2	0	0	11				
21 Alex Condon	22:35	3-6	1-2	3-5	0	4	4	4	2	10	2	1	0	0	1	5				
10 Thomas Haugh	12:48	0-1	0-1	0-0	1	3	4	0	0	0	0	0	0	0	1	0	0			
11 Denzel Aberdeen	06:48	1-1	1-1	0-0	0	1	1	2	0	3	1	1	0	0	0	-1				
Team						1	2	3		0										
Totals		29-68	9-31	18-29	11	32	43	23	17	85	11	11	8	3	2	-2				

Shooting By Period	
1 st FG%	17-38 44.7%
3PT%	8-20 40.0%
FT%	3-8 37.5%
2 nd FG%	12-30 40.0%
3PT%	1-11 9.1%
FT%	15-21 71.4%
GM FG%	29-68 42.6%
3PT%	9-31 29.0%
FT%	18-29 62.1%

Dead Ball Rebounds: 6, 0

Technical Fouls: NONE

Biggest lead	UK		UF	
	5 (2 nd 0:35)	11 (1 st 2:10)		
Best Scoring Run	7 (2 nd 15:22)	9 (2 nd 12:11)		
Lead Changes	4			
Times Tied	7			
Time with Lead	05:25	28:35		

Points from		UK	UF
Turnovers		15	6
Paint		40	36
Second Chance		13	16
Fast Breaks		19	12
Bench		26	28

Period by Period Scoring			
	1st	2nd	TOT
UK	37	50	87
UF	45	40	85

GAME 15 TEXAS A&M 97, #6/6 KENTUCKY 92 OT



Official Basketball Box Score - Final
Kentucky at Texas A&M
01/13/24 Reed Arena, Bryan-College Station
2023-24 Men's Basketball

Game Time: 1:00 PM
Game Duration: 2:40
Attendance: 3,540

Officials: Pat Adams, K.B. Burrett, Patrick Evans

NO. Name	Min	FG		3P		FT		Rebounds		Fouls		TP	AS	TO	ST	Blocks			+/-	
		M/A	M/A	M/A	M/A	OR	DR	PF	FD	BS	BA					BB				
2 Aaron Bradshaw	F 06:20	0-1	0-1	0-0	1	0	1	4	0	0	0	0	0	0	0	-1				
4 Tre Mitchell	F 44:10	3-13	1-6	1-2	8	5	13	2	3	8	6	3	0	1	2	-5				
1 Justin Edwards	G 22:11	3-6	2-2	0-0	2	2	4	0	0	8	1	0	1	1	1	-1				
12 Antonio Reeves	G 31:25	7-15	5-10	3-4	0	6	6	3	3	22	1	2	0	1	0	-6				
21 D.J. Wagner	G 31:25	1-5	1-5	3-5	0	2	2	3	4	18	4	2	1	0	1	-5				
33 Ugonna Onyenso	31:13	3-5	0-0	1-2	3	7	10	2	3	7	0	0	0	5	1	-4				
0 Rob Dillingham	24:03	3-10	0-0	0-0	0	0	0	3	1	15	4	2	1	0	2	-10				
15 Reed Sheppard	32:44	3-5	3-5	4-6	2	4	6	4	4	13	3	2	3	1	0	4				
23 Jordan Burks	01:25	0-1	0-0	1-2	0	0	0	0	1	1	1	0	0	0	0	3				
Team						1	3	4		0										
Totals		32-76	15-39	13-21	17	29	46	21	19	92	22	11	6	9	7	-5				

Shooting By Period	
1 st FG%	17-36 47.2%
3PT%	6-18 33.3%
FT%	6-9 66.7%
2 nd FG%	15-39 38.5%
3PT%	6-12 50.0%
FT%	7-13 53.8%
OTFG%	1-7 14.3%
3PT%	0-2 0.0%
FT%	6-8 75%
GM FG%	33-82 40.2%
3PT%	12-32 37.5%
FT%	19-30 63.3%

Dead Ball Rebounds: 4, 0

Technical Fouls: NONE

Biggest lead	KENT		TAMU	
	7 (2 nd 12:14)	11 (1 st 5:20)		
Best Scoring Run	7 (1 st 15:29)	8 (1 st 16:46)		
Lead Changes	8			
Times Tied	11			
Time with Lead	11:59	27:33		

Points from		KENT	TAMU
Turnovers		12	14
Paint		32	38
Second Chance		20	21
Fast Breaks		11	8
Bench		36	26

Period by Period Scoring			
	1st	2nd	TOT
KENT	45	44	89
TAMU	46	43	89

GAME 14 #6/6 KENTUCKY 90, MISSOURI 70



Official Basketball Box Score - Final
Missouri at Kentucky
01/09/24 Rupp Arena, Lexington
2023-24 Men's Basketball

Game Time: 7:00 PM
Game Duration: 2:16
Attendance: 20,086

Officials: Joe Lindsay, Byron Jarrett, Jeb Hartness

NO. Name	Min	FG		3P		FT		Rebounds		Fouls		TP	AS	TO	ST	Blocks			+/-	
		M/A	M/A	M/A	M/A	OR	DR	PF	FD	BS	BA					BB				
23 Aidan Shaw	F 15:44	1-3	0-1	0-0	1	1	2	1	0	2	0	0	0	0	0	2	1	-17		
35 Noah Carter	F 29:52	6-12	3-7	5-7	0	3	3	2	5	20	0	1	2	0	1	-4				
2 Tamar Bates	G 28:33	6-12	2-6	4-4	2	1	3	3	19	3	4	0	1	0	0	8				
10 Nick Honor	G 34:09	2-10	2-8	2-2	0	0	0	3	8	2	2	1	0	0	0	-18				
55 Sean East II	G 32:20	7-12	1-2	4-5	0	4	4	3	3	19	4	1	2	0	0	-8				
4 Curt Lewis	06:10	4-0	0-3	0-0	0	2	2	2	0	0	0	0	0	0	0	1	-6			
13 Jesus Carralero Martin	15:58	2-4	0-0	0-0	0	2	2	4	0	4	4	1	0	1	0	-9				
75 Connor Vanover	13:48	2-4	0-1	0-0	1	3	4	1	1	4	1	0	1	2	0	-8				
45 Mabor Majak	08:01	0-0	0-0	0-0	0	1	1	1	1	1	1	0	0	0	0	0	0			
5 John Tonje	11:47	0-0	0-0	2-2	0	2	2	2	1	2	0	1	0	0	0	8				
12 Jackson Francois	00:41	0-0	0-0	0-0	0	0	0	0	0	0	0	0	0	0	0	0				
Team						2	2	4		0										
Totals		26-61	8-28	17-22	6	21	27	22	17	77	14	11	6	6	3	-13				

Shooting By Period	
1 st FG%</	

BOX SCORES

GAME 17 #8/10 KENTUCKY 105, GEORGIA 96



Official Basketball Box Score - Final
Georgia at Kentucky
01/20/24 Rupp Arena, Lexington
2023-24 Men's Basketball

Game Time: 6:00 PM
Game Duration: 2:12
Attendance: 20,283

Officials: Steven Anderson, Owen Shortt, Rob Rourke

NO.	Name	Min	FG		3P		FT		Rebounds		Fouls		TP	AS	TO	ST	Blocks		+/-			
			M	A	M	A	O	R	O	R	O	R					O	O		R	O	O
10	RJ Sunahara	F	28:11	2-3	0-1	0-0	0	1	1	2	0	4	0	1	0	0	0	0	0	3		
54	Russel Tchewa	C	28:48	2-3	0-0	0-2	2	7	9	1	4	4	1	2	2	1	0	0	0	0		
1	Jabri Abdur-Rahim	G	33:05	8-16	7-14	11-13	1	0	1	2	5	34	2	0	1	0	2	1	0	2		
3	Noah Thomasson	G	27:25	2-10	0-4	3-3	1	2	3	0	2	7	1	1	1	0	0	0	0	1		
4	Silas Demary Jr.	G	34:08	6-11	0-2	10-11	0	2	2	2	7	22	4	2	2	1	1	1	0	-9		
15	RJ Melendez	F	19:35	6-8	0-1	0-0	0	3	3	2	1	12	0	1	1	0	0	0	-18			
11	Justin Hill	F	21:02	3-7	0-1	2-4	0	4	4	2	2	8	6	5	1	0	0	0	-1			
0	Blue Cain	F	15:34	1-2	0-1	0-0	0	1	1	1	0	2	1	0	0	1	0	0	-13			
23	Jalen DeLoach	F	06:15	1-2	0-0	0-0	0	1	1	1	0	2	1	0	0	0	0	0	-12			
5	Frank Anselme-Ibe	F	04:57	0-0	0-0	1-2	0	1	1	4	1	1	0	0	0	0	0	0	3			
Team									2	1	3	0	0	0	0	0	0	0	0			
Totals									31-62	7-24	27-35	6	23	29	17	22	96	12	8	3	6	-9

Shooting By Period		
1 st FG%	11-29	37.9%
3PT%	3-11	27.3%
FT%	10-14	71.4%
2 nd FG%	20-33	60.6%
3PT%	4-13	30.8%
FT%	17-21	81%
GM FG%	31-62	50.0%
3PT%	7-24	29.2%
FT%	27-35	77.1%

Dead Ball Rebounds: 5, 0

Shooting By Period		
1 st FG%	20-31	64.5%
3PT%	7-12	58.3%
FT%	7-8	87.5%
2 nd FG%	19-32	59.4%
3PT%	7-13	53.8%
FT%	8-9	88.9%
GM FG%	39-63	61.9%
3PT%	14-25	56.0%
FT%	13-17	76.5%

Dead Ball Rebounds: 1, 1

Kentucky - 105		Record: 14-3 (4-1)	
Points from UGA			
Turnovers	11	15	
Paint	42	42	
Second Chance	7	8	
Fast Breaks	28	4	
Bench	25	31	
Period by Period Scoring			
1 st	2 nd	TOT	
UGA	35	61	96
Points from UKY			
Turnovers	12	15	
Paint	42	42	
Second Chance	7	8	
Fast Breaks	28	4	
Bench	25	31	
Period by Period Scoring			
1 st	2 nd	TOT	
UKY	54	51	105

Technical Fouls: NONE

UGA		UKY	
Biggest lead	3 (1 st 19:46)	28 (2 nd 7:55)	
Best Scoring Run	8 (2 nd 4:58)	11 (1 st 13:20)	
Lead Changes	3		
Times Tied	2		
Time with Lead	04:59	34:11	

GAME 18 SOUTH CAROLINA 79, #6/6 KENTUCKY 62



Official Basketball Box Score - Final
Kentucky at South Carolina
01/23/24 Colonial Life Arena, Columbia

Game Time: 7:00 PM
Game Duration: 1:57
Attendance: 18,000

Officials: K.B. Burdett Jr., Byron Jarrett, Ron Groover

NO.	Name	Min	FG		3P		FT		Rebounds		Fouls		TP	AS	TO	ST	Blocks		+/-			
			M	A	M	A	O	R	O	R	O	O					O	O		O	B	B
2	Aaron Bradshaw	F	21:32	2-3	0-1	0-0	3	5	8	3	1	4	0	0	0	0	1	0	4			
4	Tre Mitchell	F	34:01	5-8	1-1	2-2	2	3	5	3	3	13	2	2	0	2	0	0	-22			
1	Justin Edwards	G	23:01	0-1	0-0	2-2	0	2	2	2	1	2	0	1	0	0	0	0	-5			
12	Antonio Reeves	G	30:20	6-18	1-3	2-2	0	4	4	2	5	15	0	1	0	1	3	-18				
21	D.J. Wagner	G	30:13	2-10	0-1	0-0	0	0	0	1	0	4	3	1	3	0	3	-9				
0	Rob Dillingham	F	28:18	7-14	1-4	1-1	0	2	2	2	2	16	2	1	1	0	0	-10				
15	Reed Sheppard	F	14:21	1-4	1-2	0-0	0	3	3	0	0	3	0	2	1	0	0	-11				
44	Zvonimir Ivisic	F	10:01	1-3	0-1	1-2	0	2	2	3	2	3	0	0	0	0	0	-13				
33	Ugonna Onyenso	F	10:13	1-1	0-0	0-0	0	1	1	0	2	0	0	0	0	0	0	-1				
Team									5	1	6	0	0	0	0	0	0	0	0			
Totals									25-62	4-13	9-9	12	21	33	17	14	62	7	8	5	6	-17

Shooting By Period		
1 st FG%	11-32	34.4%
3PT%	2-10	20.0%
FT%	1-2	50%
2 nd FG%	14-30	46.7%
3PT%	2-3	66.7%
FT%	7-7	100%
GM FG%	25-62	40.3%
3PT%	4-13	30.8%
FT%	8-9	88.9%

Dead Ball Rebounds: 0, 0

South Carolina - 79		Record: 16-3 (4-2)	
Points from KEN			
Turnovers	10	12	
Paint	26	26	
Second Chance	12	9	
Fast Breaks	7	5	
Bench	24	26	
Period by Period Scoring			
1 st	2 nd	TOT	
KEN	35	37	62
Points from USC			
Turnovers	10	12	
Paint	26	26	
Second Chance	12	9	
Fast Breaks	7	5	
Bench	24	26	
Period by Period Scoring			
1 st	2 nd	TOT	
USC	33	46	79

Technical Fouls: NONE

Shooting By Period		
1 st FG%	13-31	41.9%
3PT%	6-12	50.0%
FT%	1-3	33.3%
2 nd FG%	16-29	55.2%
3PT%	6-14	42.9%
FT%	9-11	81.8%
GM FG%	29-60	48.3%
3PT%	11-24	45.8%
FT%	10-14	71.4%

Dead Ball Rebounds: 2, 2

KENTUCKY		SOUTH CAROLINA	
Biggest lead	5 (1 st 9:42)	20 (2 nd 6:12)	
Best Scoring Run	6 (1 st 9:42)	8 (2 nd 11:32)	
Lead Changes	5		
Times Tied	2		
Time with Lead	07:09	29:25	

GAME 19 #6/6 KENTUCKY 63, AKRANSAS 57



Official Basketball Box Score - Final
Kentucky at Arkansas
01/27/24 Bud Walton Arena, Fayetteville, Ark.

Game Time: 5:00 PM
Game Duration: 2:11
Attendance: 19,200

Officials: Chuck Jones, Joe Lindsay, Patrick Evans

NO.	Name	Min	FG		3P		FT		Rebounds		Fouls		TP	AS	TO	ST	Blocks		+/-				
			M	A	M	A	O	R	O	R	O	O					O	O		O	B	B	
2	Aaron Bradshaw	F	11:31	0-1	0-0	0-0	1	2	3	3	1	1	0	0	0	0	1	0	-2				
4	Tre Mitchell	F	33:20	3-10	3-6	1-2	1	10	11	3	4	10	2	1	2	1	2	8	8				
3	Adou Thiero	G	12:14	0-5	0-0	1-2	3	3	6	3	2	1	0	0	0	1	1	-7					
12	Antonio Reeves	G	36:35	9-20	4-8	2-3	0	4	4	2	24	1	3	2	0	1	9	9					
21	D.J. Wagner	G	34:34	3-10	0-2	2-2	0	1	1	2	4	8	3	2	0	0	3	2					
15	Reed Sheppard	F	34:43	5-12	2-3	2-3	0	4	4	2	14	5	1	4	1	1	5	5					
1	Justin Edwards	G	08:53	0-1	0-0	0-0	0	1	1	1	0	0	1	1	0	0	0	3					
33	Ugonna Onyenso	F	25:27	3-4	0-1	0-0	2	2	4	3	0	6	0	1	0	0	3	14					
44	Zvonimir Ivisic	F	02:43	0-0	0-0	0-0	0	2	2	0	0	0	0	0	0	0	0	-2					
Team									1	2	3	0	0	0	0	0	0	0	0				
Totals									23-63	9-20	8-12	8	31	39	19	15	63	13	9	8	6	9	6

Shooting By Period		
1 st FG%	9-31	29.0%
3PT%	2-10	20.0%
FT%	6-9	66.7%
2 nd FG%	11-29	37.9%
3PT%	2-9	22.2%
FT%	7-9	77.8%
GM FG%	23-63	36.5%
3PT%	9-20	45.0%
FT%	8-12	66.7%

Dead Ball Rebounds: 3, 0

Arkansas - 57		Record: 10-10 (1-6)	
Points from KENTUCKY			
Turnovers	12	5	
Paint	26	30	
Second Chance	5	10	
Fast Breaks	12	11	
Bench	20	15	
Period by Period Scoring			
1 st	2 nd	TOT	
KENTUCKY	24	39	63
Points from ARKANSAS			
Turnovers	12	5	
Paint	26	30	
Second Chance	5	10	
Fast Breaks	12	11	
Bench	20	15	
Period by Period Scoring			
1 st	2 nd	TOT	
ARKANSAS	26	31	57

Technical Fouls: NONE

KENTUCKY		ARKANSAS	
Biggest lead	10 (2 nd 0:39)	10 (1 st 9:32)	
Best Scoring Run	8 (2 nd 1:27)	6 (1 st 14:09)	
Lead Changes	5		
Times Tied	3		
Time with Lead	11:00	25:28	

GAME 20 FLORIDA 94, #10/8 KENTUCKY 91 OT



Official Basketball Box Score - Final
Florida at Kentucky
01/23/24 Rupp Arena, Lexington

Game Time: 8:00 PM
Game Duration: 2:20
Attendance: 20,068

Officials: Don Daly, Keith Kimble, Tony Chiazzo

NO.	Name	Min	FG		3P		FT		Rebounds		Fouls		TP	AS	TO	ST	Blocks		+/-
			M	A	M	A	O	R	O	R	O	O					O	O	
4	Tyrese Samuel	F	35:14	9-21	0-2	4-5	4	9	13	1	3	22	1	0	1	4	6	4	
3	Micah Handlogten	C	23:14	2-4	0-0	1-2	4	2	6	1	1	5	1	2	1	0	1	4	
0	Zyon Pullin	G	41:28	6-14	1-1	8-9	0	7	7	1	6	21	7	2	2	0	3	6	
1	Walter Clayton Jr.	F	33:12	7-14	7-13	2-2	0	2	2	3	1	23	0	3	1	1	1	6	
5	Will Richard	G	28:59	3-9	2-7	1-2	0	6	6	3	1	9	3	2	0	1	0	-3	
2	Riley Kugel	F	30:49	3-11	2-4	0-0	1	2	3	3	0	8	4	0	0	0	1	5	
10	Thomas Haugh	F	09																

BOX SCORES

GAME 21

#5/5 TENNESSEE 103, #10/8 KENTUCKY 92

Official Basketball Box Score - Final
Tennessee at Kentucky
02/03/24 Rupp Arena, Lexington
2023-24 Men's Basketball

Game Time: 8:30 PM
Game Duration: 2:17
Attendance: 20,265



Officials: Doug Shows, K.B. Burdett, Vladimir Voyard-Tadai

Tennessee - 103

Record: 16-5 (6-2)

NO. Name	Min	FG	3P	FT	Rebounds	Fouls	TP	AS	TO	ST	Blocks	+/-
		M-A	M-A	M-A	OR DR TOT	PF FD					BS BA	
0 Jonas Aidoo	F 28:25	5-13	0-0	1-1	4 7 11	2 1	11	1	0	0	3 2	9
3 Dalton Knecht	G 28:31	5-14	1-5	5-5	1 3 4	4 3	16	2	1	1	0 2	5
5 Zakai Zeigler	G 33:19	8-11	3-6	7-10	1 1 2	2 7	26	13	2	3	0 1	13
25 Santiago Vescovi	G 29:37	3-4	3-4	2-3	1 3 4	1 2	11	2	1	0	1 0	11
30 Josiah-Jordan James	G 30:56	9-18	4-9	4-4	2 3 5	1 3	26	1	0	2	0 1	12
2 Jordan Gainey	G 18:20	2-8	1-4	0-0	2 1 3	3 0	5	2	0	0	0 0	1
11 Tobe Awaka	09:31	2-2	0-0	0-0	4 2 6	3 3	4	0	2	0	0 0	7
15 Jahmai Mashack	15:13	2-3	0-1	0-3	1 2 3	4 3	4	0	0	0	0 0	1
13 J.P. Estrella	02:04	0-0	0-0	0-0	0 0 0	0 0	0	0	0	0	0 0	-5
43 Cameron Carr	03:04	0-1	0-1	0-0	0 1 1	1 0	0	1	0	0	0 0	1
Totals		36-74	12-30	19-26	18 26 44	21 22	103	22	7	6	4 6	11

Technical Fouls:Awaka 2nd12:41Gainey 2nd12:41

Shooting By Period	
1 st FG%	18-38 47.4%
3PT%	7-15 46.7%
FT%	3-4 75%
2 nd FG%	18-36 50.0%
3PT%	5-15 33.3%
FT%	16-22 72.7%
GM FG%	36-74 48.6%
3PT%	12-30 40.0%
FT%	19-26 73.1%

Dead Ball Rebounds:3,0

GAME 22

#17/15 KENTUCKY 109, VANDERBILT 77

Official Basketball Box Score - Final
Kentucky at Vanderbilt
02/09/24 Memorial Gymnasium, Nashville, Tenn.
Vanderbilt vs. Kentucky

Game Time: 7:30 PM
Game Duration: 1:58
Attendance: 11,678



Officials: Don Daly, Steven Anderson, Rob Rourke

Kentucky - 109

Record: 16-6 (5-4)

NO. Name	Min	FG	3P	FT	Rebounds	Fouls	TP	AS	TO	ST	Blocks	+/-
		M-A	M-A	M-A	OR DR TOT	PF FD					BS BA	
33 Ugonna Onyenso	F 15:12	1-4	0-0	0-0	4 2 6	2 2	2	1	2	1	0 0	5
1 Justin Edwards	G 19:36	5-10	1-3	6-6	0 0 0	3 2	17	3	1	2	0 1	12
3 Adou Thiero	G 18:26	2-5	0-0	0-0	1 3 4	1 0	4	2	0	1	0 1	21
12 Antonio Reeves	G 31:01	9-16	6-9	0-0	1 5 6	1 0	24	2	0	1	1 1	22
0 Rob Sheppard	G 36:22	2-6	2-5	0-0	0 5 5	3 0	6	3	4	5	1 1	35
0 Rob Dillingham	29:35	7-12	4-5	2-2	0 3 3	2 2	20	9	1	0	0 0	29
2 Aaron Bradshaw	18:32	4-7	0-1	4-4	3 4 7	1 4	12	0	0	0	0 0	24
4 Zvonimir Ivisic	12:02	5-7	1-1	0-0	6 1 7	5 0	11	2	3	0	1 0	11
23 Jordan Burks	15:10	6-6	1-1	0-0	0 5 5	1 1	13	0	0	0	0 0	0
20 Joey Hart	02:16	0-0	0-0	0-0	0 0 0	0 0	0	0	0	0	0 0	1
13 Grant Darbyshire	00:37	0-0	0-0	0-0	0 0 0	0 0	0	0	0	0	0 0	0
14 Brennan Canada	00:37	0-0	0-0	0-0	0 1 1	0 0	0	0	0	0	0 0	0
25 Kareem Watkins	00:37	0-1	0-1	0-0	0 0 0	0 0	0	0	0	0	0 0	0
Totals		41-74	15-26	12-12	18 32 50	19 9	109	22	12	10	3 5	32

Technical Fouls:NONE

Shooting By Period	
1 st FG%	21-36 58.3%
3PT%	10-14 71.4%
FT%	2-2 100%
2 nd FG%	20-38 52.6%
3PT%	5-12 41.7%
FT%	10-10 100%
GM FG%	41-74 55.4%
3PT%	15-26 57.7%
FT%	12-12 100.0%

Dead Ball Rebounds:0,0

Kentucky - 92

Record: 15-6 (5-4)

NO. Name	Min	FG	3P	FT	Rebounds	Fouls	TP	AS	TO	ST	Blocks	+/-
		M-A	M-A	M-A	OR DR TOT	PF FD					BS BA	
4 Tre Mitchell	F 23:37	0-3	0-2	0-1	2 3 5	1 2	0	1	1	0	0 0	-19
33 Ugonna Onyenso	F 18:20	1-1	0-0	0-0	3 3 6	0 0	2	0	2	0	4 0	-6
1 Justin Edwards	G 17:52	3-8	1-4	0-0	0 4 4	4 0	7	0	0	0	0 1	-14
12 Antonio Reeves	G 35:06	8-18	1-5	4-4	1 1 2	2 4	21	3	1	1	0 0	-16
15 Reed Sheppard	G 37:05	6-14	4-7	0-1	1 4 5	5 2	16	6	3	0	2 2	-4
2 Aaron Bradshaw	16:23	1-2	0-0	0-2	3 3 6	3 1	2	0	0	0	0 0	-4
3 Adou Thiero	23:11	1-3	0-1	7-8	2 4 6	3 8	9	0	0	0	0 0	6
0 Rob Dillingham	27:26	14-20	6-8	1-3	0 1 1	5 2	35	4	1	2	0 1	15
23 Jordan Burks	00:40	0-0	0-0	0-0	0 1 1	1 0	0	0	0	0	0 0	-2
20 Joey Hart	00:20	0-0	0-0	0-0	0 0 0	0 0	0	0	0	0	0 0	-1
Totals		34-69	12-27	12-19	14 24 38	24 19	92	17	9	3	6 4	-11

Technical Fouls:Dillingham 2nd12:41Bradshaw 2nd12:41

Shooting By Period	
1 st FG%	17-37 45.9%
3PT%	8-17 47.1%
FT%	0-1 0%
2 nd FG%	17-32 53.1%
3PT%	4-10 40.0%
FT%	12-18 66.7%
GM FG%	34-69 49.3%
3PT%	12-27 44.4%
FT%	12-19 63.2%

Dead Ball Rebounds:2,0

	TEN	UKY
Biggest lead	16 (2 nd 9:22)	0 (1 st 20:00)
Best Scoring Run	8 (1 st 18:07)	8 (1 st 4:58)
Lead Changes	0	0
Times Tied	0	0
Time with Lead	39:48	00:00

Points from Turnovers	TEN	UKY
Paint	42	30
Second Chance	22	22
Fast Breaks	16	19
Bench	13	46

Period by Period Scoring	1st	2nd	TOT
TEN	46	57	103
UKY	42	50	92

Technical Fouls:Dillingham 2nd12:41Bradshaw 2nd12:41

Vanderbilt - 77

Record: 6-16 (1-8)

NO. Name	Min	FG	3P	FT	Rebounds	Fouls	TP	AS	TO	ST	Blocks	+/-
		M-A	M-A	M-A	OR DR TOT	PF FD					BS BA	
2 Ven-Allen Lubin	F 27:13	2-5	0-2	4-5	2 3 5	0 5	8	0	1	0	1 0	-28
0 Tyrin Lawrence	G 28:36	2-6	1-4	5-6	0 2 2	0 3	10	2	4	1	1 0	-33
5 Ezra Marjon	G 28:33	4-12	0-1	6-9	2 1 3	0 5	14	9	3	2	1 1	-21
10 Jordan Williams	G 06:41	0-0	0-0	0-0	0 0 0	1 0	0	0	0	0	0 0	-7
12 Evan Taylor	G 21:25	7-14	5-8	1-3	4 1 5	1 1	20	0	1	0	1 0	-22
4 Isaiah West	12:38	0-3	0-2	0-0	0 0 0	0 0	0	0	0	0	0 0	-2
21 Tassos Kamateros	12:53	2-4	2-4	0-0	0 0 0	1 0	6	1	0	0	0 0	1
23 Jason Rivera-Torres	14:39	0-8	0-6	2-2	1 3 4	1 3	7	1	0	1	1 1	-17
3 Paul Lewis	17:22	2-5	1-4	3-3	0 0 0	1 1	8	0	1	0	0 0	-15
24 JaQuelon "JQ" Roberts	15:22	2-3	2-2	0-0	0 1 1	2 0	6	0	1	1	0 0	-12
13 Malk Presley	11:31	1-2	0-1	1-2	2 4 2	1 1	3	0	0	0	0 0	-1
35 Carter Lang	03:07	0-0	0-0	0-0	1 0 1	1 0	0	0	0	0	0 0	-3
Totals		22-62	11-34	22-30	13 15 28	10 19	77	14	12	5	5 3	-32

Technical Fouls:Coach 2nd7:40

	UK	Vandy
Biggest lead	33 (2 nd 1:30)	0 (1 st 20:00)
Best Scoring Run	8 (1 st 14:23)	5 (1 st 4:47)
Lead Changes	0	0
Times Tied	0	0
Time with Lead	39:41	00:00

Points from Turnovers	UK	Vandy
Paint	48	14
Second Chance	26	14
Fast Breaks	30	6
Bench	56	25

Period by Period Scoring	1st	2nd	TOT
UK	54	55	109
Vandy	38	39	77

GAME 23

RV/RV GONZAGA 89, #17/15 KENTUCKY 85

Official Basketball Box Score - Final
Gonzaga at Kentucky
02/10/24 Rupp Arena, Lexington
2023-24 Men's Basketball

Game Time: 4:15 PM
Game Duration: 2:12
Attendance: 20,186



Officials: Terry Oglesby, Byron Jarrett, Todd Austin

Gonzaga - 89

Record: 18-6

NO. Name	Min	FG	3P	FT	Rebounds	Fouls	TP	AS	TO	ST	Blocks	+/-
		M-A	M-A	M-A	OR DR TOT	PF FD					BS BA	
13 Graham Ike	F 24:10	10-17	0-0	3-3	1 4 5	5 4	23	1	0	0	1 4	0
22 Anton Watson	F 37:45	6-13	1-1	4-5	3 4 7	3 5	17	5	1	2	2 1	4
33 Ben Gregg	F 31:28	4-8	2-6	4-6	2 3 5	3 3	14	0	2	2	2 0	-1
0 Ryan Nembhard	G 40:00	1-7	0-3	4-4	1 4 5	2 2	6	9	4	1	0 0	-4
1 Nolan Hickman	G 37:21	6-14	1-5	4-4	1 4 5	2 3	17	0	2	0	1 3	6
4 Dusty Stromer	11:28	0-1	0-1	0-0	1 3 4	1 0	0	0	0	0	0 0	-4
3 Braden Huff	15:09	5-8	0-2	2-2	2 1 3	1 1	12	0	0	1	0 0</	

BOX SCORES

GAME 25

#20/22 KENTUCKY 70, #13/12 AUBURN 59



Official Basketball Box Score - Final
Kentucky at Auburn
02/24/24 Neville Arena, Auburn
2023-24 Men's Basketball

Game Time: 5:00 PM
Game Duration: 2:18
Attendance: 9,121

Officials: Steven Anderson, Joe Lindsay, Vladimir Voyard-Tadi

NO.	Name	Min	FG			3P			FT			Rebounds		Fouls		TP	AS	TO	ST	Blocks			+/-	
			M-A	M-A	M-A	M-A	M-A	M-A	M-A	OR	DR	TOT	PF	FD	BS					BA	BB			
33	Ugonna Onyenso	F 36:10	3-3	0-0	1-2	4	7	11	3	1	7	1	0	0	2	0	8							
1	Justin Edwards	G 17:40	2-3	0-1	0-0	2	1	3	5	0	4	0	1	0	0	0	9							
3	Adou Thiero	G 32:36	4-8	0-0	6-6	0	8	8	3	4	14	1	2	0	0	1	7							
12	Antonio Reeves	G 33:50	8-20	3-6	3-5	1	4	5	4	4	22	1	0	0	0	0	2	14						
21	D.J. Wagner	G 23:51	1-6	0-3	6-6	1	1	2	3	3	8	1	4	1	0	1	1							
0	Rob Dillingham	18:11	4-9	1-2	2-5	0	2	2	4	4	11	3	4	1	0	1	12							
15	Reed Sheppard	29:49	2-5	0-1	0-0	1	4	5	1	4	3	1	5	0	0	0	4							
23	Jordan Burks	04:03	0-0	0-0	0-0	0	0	0	0	0	0	0	0	0	1	0	0	-3						
2	Aaron Bradshaw	03:18	0-0	0-0	0-0	0	0	0	0	0	0	0	0	0	1	0	0	6						
44	Zvonimir Ivisic	00:32	0-0	0-0	0-0	0	0	0	0	0	0	0	0	0	0	0	0	-3						
Team						1	2	3			0													
Totals			24-54	4-13	18-24	10	29	39	23	16	70	10	12	8	3	5	11							

Shooting By Period	
1 st FG%	14-29 48.3%
3PT%	3-8 37.5%
FT%	8-12 66.7%
2 nd FG%	10-25 40.0%
3PT%	1-5 20.0%
FT%	10-12 83.3%
GM FG%	24-54 44.4%
3PT%	4-13 30.8%
FT%	18-24 75.0%

Dead Ball Rebounds: 3, 1

Technical Fouls: NONE

NO.	Name	Min	FG			3P			FT			Rebounds		Fouls		TP	AS	TO	ST	Blocks			+/-	
			M-A	M-A	M-A	M-A	M-A	M-A	M-A	OR	DR	TOT	PF	FD	BS					BA	BB			
2	Jaylin Williams	F 23:42	1-5	0-2	1-2	0	0	0	0	4	3	1	1	1	1	0	0	-4						
4	Johni Broome	F 31:22	5-13	0-3	4-4	6	5	11	4	3	14	2	1	1	3	1	-5							
5	Chris Moore	F 11:37	0-1	0-1	1-2	1	1	2	1	1	1	0	1	0	0	0	-9							
5	Tre Donaldson	G 11:08	0-3	0-1	1-2	0	3	3	4	1	1	0	2	1	0	0	-6							
12	Denver Jones	G 27:59	3-11	3-7	3-4	1	3	4	1	3	12	2	2	0	0	0	-5							
10	Chad Baker-Mazara	26:12	2-3	1-1	9-9	1	5	6	1	6	14	3	2	1	1	0	-3							
0	K.D. Johnson	25:31	3-10	0-2	0-0	1	1	2	3	0	6	1	1	2	1	1	-5							
1	Aden Holloway	14:50	1-5	0-3	2-3	0	2	2	0	1	4	0	0	1	0	1	-6							
51	Ataney Johnson	06:18	0-2	0-0	0-1	0	2	2	1	0	1	0	0	0	0	0	-7							
44	Dylan Cardwell	08:38	2-2	0-0	0-3	1	0	1	1	2	4	1	1	0	0	0	-6							
24	Lior Berman	02:43	0-0	0-0	0-0	1	0	1	0	1	0	0	0	0	0	0	1							
Team						2	0	2			0													
Totals			17-55	4-22	21-30	14	22	36	16	23	59	11	11	8	5	3	-11							

Shooting By Period	
1 st FG%	9-32 28.1%
3PT%	3-12 25.0%
FT%	8-12 66.7%
2 nd FG%	8-23 34.8%
3PT%	1-10 10.0%
FT%	13-18 72.2%
GM FG%	17-55 30.9%
3PT%	4-22 18.2%
FT%	21-30 70.0%

Dead Ball Rebounds: 3, 1

Technical Fouls: NONE

	UKY	AUB	Points from		Period by Period Scoring			
			Turnovers	Paint	1st	2nd	TOT	
Biggest lead	16 (2 nd 6:05)	0 (1 st 20:00)	23	10	UKY	39	31	70
Best Scoring Run	9 (1 st 14:27)	8 (2 nd 2:59)	36	26	AUB	29	30	59
Lead Changes	0							
Times Tied	1							
Time with Lead	38:39	00:00	15	28				

GAME 26

LSU 75, #17/17 KENTUCKY 74



Official Basketball Box Score - Final
Kentucky at LSU
02/21/24 Maravich Assembly Center, Baton Rouge
2023-24 Men's Basketball

Game Time: 8:00 PM
Game Duration: 2:12
Attendance: 9,493

Officials: Terry Oglesby, Keith Kibbe, Rob Rorke

NO.	Name	Min	FG			3P			FT			Rebounds		Fouls		TP	AS	TO	ST	Blocks			+/-	
			M-A	M-A	M-A	M-A	M-A	M-A	M-A	OR	DR	TOT	PF	FD	BS					BA	BB			
33	Ugonna Onyenso	F 32:22	1-3	0-0	0-0	3	4	7	3	0	2	0	3	0	1	0	-9							
1	Justin Edwards	G 18:59	3-4	3-4	0-0	0	0	0	2	1	9	1	1	0	0	0	1							
3	Adou Thiero	G 30:04	4-9	0-2	0-0	2	7	9	1	0	8	2	0	2	4	0	0	1						
12	Antonio Reeves	G 33:06	8-15	3-5	6-6	1	3	4	3	4	25	1	1	2	0	1	7							
21	D.J. Wagner	G 21:09	0-5	0-2	0-0	1	2	3	2	1	0	2	2	0	0	0	-6							
0	Rob Dillingham	22:01	8-16	2-5	5-5	0	1	1	2	4	23	0	2	1	0	1	-9							
6	Jordan Wright	08:12	0-2	0-1	0-0	0	1	1	1	1	1	0	1	0	0	0	-2							
15	Reed Sheppard	25:32	3-7	0-1	1-1	1	1	2	3	1	7	2	2	5	0	1	2							
32	Jordan Burks	06:12	0-1	0-0	0-0	0	2	2	1	1	0	0	0	1	0	0	-2							
44	Zvonimir Ivisic	02:23	0-0	0-0	0-0	0	0	0	0	0	0	0	0	0	0	0	0	0	0	0	0	0	0	
Team						1	0	1			0													
Totals			27-62	8-20	12-12	9	21	30	19	13	74	9	13	10	5	3	-1							

Shooting By Period	
1 st FG%	16-34 47.1%
3PT%	4-10 40.0%
FT%	0-0 0%
2 nd FG%	11-28 39.3%
3PT%	4-10 40.0%
FT%	12-12 100%
GM FG%	27-62 43.5%
3PT%	8-20 40.0%
FT%	12-12 100.0%

Dead Ball Rebounds: 0, 1

Technical Fouls: NONE

NO.	Name	Min	FG			3P			FT			Rebounds		Fouls		TP	AS	TO	ST	Blocks			+/-	
			M-A	M-A	M-A	M-A	M-A	M-A	M-A	OR	DR	TOT	PF	FD	BS					BA	BB			
15	Tyrel Ward	F 34:58	5-10	3-4	4-4	1	1	2	1	3	17	1	0	0	0	1	8							
20	Derek Fountain	F 18:45	4-5	1-2	0-0	1	5	6	0	2	9	0	0	0	0	0	6							
9	Will Baker	C 25:54	3-9	1-3	1-3	4	3	7	4	2	8	0	3	1	2	1	1							
0	Trae Hannibal	G 30:30	3-4	0-0	1-2	1	7	8	3	2	7	7	0	1	0	0	-1							
6	Jordan Wright	G 37:57	4-15	3-8	2-4	2	2	4	2	4	13	4	3	2	0	2	5							
2	Mike Williams III	14:34	1-3	1-1	3-4	0	1	1	1	2	6	0	2	1	1	0	-1							
12	Hunter Dean	14:06	1-1	0-0	0-0	2	1	3	1	0	2	0	2	0	0	0	-6							
13	Jalen Reed	21:15	4-8	0-1	5-8	0	6	6	1	4	13	0	3	0	0	0	-5							
5	Mwani Wilkinson	02:01	0-1	0-1	0-0	0	0	0	0	0	0	0	0	0	0	0	-8							
Team						1	0	1			0													
Totals			25-56	9-20	16-25	12	26	38	13	19	75	12	14	6	3	5	1							

Shooting By	
-------------	--

BOX SCORES

GAME 29

#16/15 KENTUCKY 111, ARKANSAS 102



Official Basketball Box Score - Final
Arkansas at Kentucky
 03/02/24 Rupp Arena, Lexington
 2023-24 Men's Basketball

Game Time: 1:50 PM
 Game Duration: 2:08
 Attendance: 20,322

Officials: Doug Shows, Vladimir Voyard-Tadai, Jeb Hartness

Arkansas - 102

Record: 14-15 (5-11)

NO.	Name	Min	FG		3P		FT		Rebounds		Fouls		TP	AS	TO	ST	Blocks		+/-
			M-A	M-A	M-A	M-A	OR	DR	TOT	PF	FD	BS					BA		
2	Trevon Brazile	F 14:51	4-5	0-1	0-0	0	2	2	5	0	8	0	0	1	0	1	0	0	-2
8	Chandler Lawson	F 24:33	1-2	0-0	0-0	0	2	2	5	0	2	2	0	0	0	0	0	0	-6
0	Khalif Battle	G 39:21	8-16	1-4	17-18	2	6	8	4	9	34	1	0	2	0	1	1	9	
3	El Ellis	G 20:01	2-5	0-0	0-0	0	0	0	0	0	4	2	1	1	0	1	15		
12	Tramon Mark	G 34:27	10-20	3-6	0-0	1	3	4	2	1	23	3	4	4	0	1	3		
15	Makhi Mitchell	15:57	4-6	0-0	5-5	0	2	2	4	3	13	2	2	2	0	0	0	-5	
4	Davonte Davis	26:11	1-4	0-1	2-2	0	2	2	4	1	4	2	1	3	0	0	0	-6	
24	Jeremiah Davenport	24:39	4-6	3-5	3-3	1	4	5	1	2	14	1	2	0	0	0	0	-5	
Team			0-2		2		0		0		0		0		1				
Totals			34-64	7-17	27-28	4	23	27	26	16	102	13	12	10	1	3	0	-9	

Shooting By Period		
1 st	FG%	19-33 57.6%
	3PT%	4-10 40.0%
	FT%	6-7 85.7%
2 nd	FG%	15-31 48.4%
	3PT%	3-7 42.9%
	FT%	21-21 100%
GM	FG%	34-64 53.1%
	3PT%	7-17 41.2%
	FT%	27-28 96.4%

Dead Ball Rebounds: 1, 0

Technical Fouls: Coach 1st5:45 Mitchell 2nd14:12 Brazile 2nd12:28 Davis 2nd0:45

Kentucky - 111

Record: 21-8 (11-5)

NO.	Name	Min	FG		3P		FT		Rebounds		Fouls		TP	AS	TO	ST	Blocks		+/-
			M-A	M-A	M-A	M-A	OR	DR	TOT	PF	FD	BS					BA		
3	Adou Thiero	F 18:20	2-4	0-1	1-2	1	1	2	1	1	5	3	1	0	1	1	-17		
33	Ugonna Oryenso	F 08:25	0-2	0-0	1-2	2	1	3	0	1	1	1	0	0	0	0	-11		
1	Justin Edwards	G 13:06	3-4	1-1	3-4	0	1	1	2	2	10	1	1	3	0	0	11		
12	Antonio Reeves	G 28:50	8-10	1-2	5-6	0	4	4	1	2	22	1	5	1	0	0	-2		
21	D.J. Wagner	G 25:40	6-7	4-5	3-4	0	1	1	4	2	19	0	1	0	0	0	2		
0	Rob Dillingham	24:06	5-13	0-3	5-5	0	2	2	3	3	15	5	1	1	0	0	18		
4	Tre Mitchell	15:58	0-5	0-3	2-2	1	2	3	1	1	2	1	2	1	0	0	15		
15	Reed Sheppard	34:00	3-7	2-4	2-2	0	1	1	2	1	10	5	3	0	0	0	9		
44	Zvonimir Ivisic	19:44	3-4	0-0	6-7	1	8	9	2	5	12	1	0	1	2	0	10		
2	Aaron Bradshaw	11:51	4-4	1-1	6-8	1	4	5	2	4	15	1	1	0	0	0	10		
Team			2-1		3		0		0		0		0		0				
Totals			34-60	9-20	34-42	8	26	34	18	22	111	19	15	7	3	1	9		

Shooting By Period		
1 st	FG%	16-31 51.6%
	3PT%	7-14 50.0%
	FT%	14-16 87.5%
2 nd	FG%	18-29 62.1%
	3PT%	2-6 33.3%
	FT%	20-26 76.9%
GM	FG%	34-60 56.7%
	3PT%	9-20 45.0%
	FT%	34-42 81.0%

Dead Ball Rebounds: 3, 0

Technical Fouls: Bradshaw 2nd12:28 Dillingham 2nd0:45

	ARK	UKY
Biggest lead	9 (2 nd 9:06)	11 (2 nd 0:45)
Best Scoring Run	10 (2 nd 15:24)	10 (1 st 1:34)
Lead Changes	17	
Times Tied	12	
Time with Lead	14:23	20:07

Points from	ARK	UKY
Turnovers	18	13
Paint	48	38
Second Chance	6	7
Fast Breaks	24	20
Bench	31	54

Period by Period Scoring	ARK			UKY		
	1st	2nd	TOT	1st	2nd	TOT
	48	54	102	53	58	111

GAME 31

KENTUCKY AT TENNESSEE

GAME 32

SEC TOURNAMENT



2023-24 Kentucky Men's Basketball Combined Team Statistics All games

Game Records

Record	Overall	Home	Away	Neutral
ALL GAMES	21-8	13-4	6-3	2-1
CONFERENCE	11-5	6-2	5-3	0-0
NON-CONFERENCE	10-3	7-2	1-0	2-1

Score by Periods

Team	1st	2nd	OT	TOT
Kentucky	1255	1313	29	2597
Opponents	1060	1206	29	2295

Team Box Score

No.	Player	Total			3-Point			F-Throw		Rebounds				Other				PTS	AVG			
		GP-GS	MIN	AVG	FG-FGA	FG%	3FG-3FGA	3FG%	FT-FTA	FT%	OFF	DEF	TOT	AVG	PF	DQ	A			TO	BLK	STL
12	REEVES, Antonio	29-29	913:16	31.5	204-401	.509	73-165	.442	99-113	.876	20	100	120	4.1	51	1	48	37	7	21	580	20.0
0	DILLINGHAM, Rob	28-1	646:26	23.1	149-311	.479	53-122	.434	64-83	.771	6	73	79	2.8	73	2	106	53	2	32	415	14.8
15	SHEPPARD, Reed	29-5	836:29	28.8	123-230	.535	62-120	.517	51-61	.836	11	112	123	4.2	55	1	124	55	22	76	359	12.4
4	MITCHELL, Tre	23-22	743:42	32.3	95-196	.485	25-78	.321	51-69	.739	40	129	169	7.3	55	0	69	32	25	19	266	11.6
21	WAGNER, D.J.	25-24	665:14	26.6	97-231	.420	24-79	.304	46-61	.754	5	37	42	1.7	38	0	83	41	5	22	264	10.6
1	EDWARDS, Justin	28-27	602:06	21.5	92-187	.492	24-67	.358	35-46	.761	34	61	95	3.4	62	2	24	25	6	27	243	8.7
3	THIERO, Adou	21-17	475:28	22.6	60-120	.500	7-22	.318	39-49	.796	32	75	107	5.1	45	1	25	14	22	16	166	7.9
44	IVISIC, Zvonimir	11-0	121:18	11.0	23-41	.561	6-13	.462	15-18	.833	12	27	39	3.5	15	1	5	8	16	4	67	6.1
2	BRADSHAW, Aaron	22-10	341:20	15.5	47-81	.580	4-14	.286	23-40	.575	32	48	80	3.6	47	0	7	9	17	8	121	5.5
33	ONYENSO, Ugonna	20-10	363:40	18.2	29-52	.558	0-1	.000	18-31	.581	36	59	95	4.8	32	0	4	14	52	5	76	3.8
23	BURKS, Jordan	20-0	142:37	7.1	15-25	.600	2-5	.400	5-9	.556	9	24	33	1.7	24	0	5	5	4	3	37	1.9
20	HART, Joey	7-0	09:38	1.4	1-2	.500	1-1	1.000	0-0	.000	0	0	0	0.0	0	0	0	1	0	0	3	0.4
14	CANADA, Brennan	5-0	03:51	0.8	0-0	.000	0-0	.000	0-0	.000	0	2	2	0.4	0	0	1	0	0	0	0	0.0
22	HORN, Walker	4-0	03:15	0.8	0-0	.000	0-0	.000	0-0	.000	0	0	0	0.0	0	0	0	0	0	0	0	0.0
25	WATKINS, Kareem	5-0	03:51	0.8	0-2	.000	0-2	.000	0-0	.000	0	0	0	0.0	0	0	1	0	0	0	0	0.0
13	DARBYSHIRE, Grant	4-0	02:49	0.7	0-0	.000	0-0	.000	0-0	.000	0	0	0	0.0	0	0	0	0	0	0	0	0.0
Team											51	47	98				7					
Total		29	5875		935-1879	.498	281-689	.408	446-580	.769	288	794	1082	37.3	497	8	502	301	178	233	2597	89.6
Opponents		29	5875		800-1863	.429	242-743	.326	453-630	.719	348	720	1068	36.8	498	8	421	362	105	184	2295	79.1

Team Statistics

	UK	OPP
Scoring	2597	2295
Points per game	89.6	79.1
Scoring margin	+10.4	-
Field goals-att	935-1879	800-1863
Field goal pct	.498	.429
3 point fg-att	281-689	242-743
3-point FG pct	.408	.326
3-pt FG made per game	9.7	8.3
Free throws-att	446-580	453-630
Free throw pct	.769	.719
F-Throws made per game	15.4	15.6
Rebounds	1082	1068
Rebounds per game	37.3	36.8
Rebounding margin	+0.5	-
Assists	502	421
Assists per game	17.3	14.5
Turnovers	301	362
Turnovers per game	10.4	12.5
Turnover margin	+2.1	-
Assist/turnover ratio	1.7	1.2
Steals	233	184
Steals per game	8.0	6.3
Blocks	178	105
Blocks per game	6.1	3.6
Winning streak	3	-
Home win streak	3	-
Attendance	338370	113697
Home games-Avg/Game	17-19904	9-12633
Neutral site-Avg/Game	-	3-14948

Team Results

Date	Opponent		Score	Att.
11/06/2023	New Mexico St.	W	86-46	18438
11/10/2023	Tex. A&M-Commerce	W	81-61	19646
11/14/2023	vs Kansas	L	84-89	18780
11/17/2023	Stonehill	W	101-67	18960
11/20/2023	Saint Joseph's	Wot	96-88	18680
11/24/2023	Marshall	W	118-82	20246
11/28/2023	Miami (FL)	W	95-73	20119
12/02/2023	UNCW	L	73-80	19990
12/09/2023	vs Penn	W	81-66	9007
12/16/2023	vs North Carolina	W	87-83	17058
12/21/2023	at Louisville	W	95-76	17293
12/29/2023	Illinois St.	W	96-70	20659
01/06/2024	at Florida	W	87-85	10106
01/09/2024	Missouri	W	90-77	20086
01/13/2024	at Texas A&M	Lot	92-97	9540
01/17/2024	Mississippi St.	W	90-77	20016
01/20/2024	Georgia	W	105-96	20283
01/23/2024	at South Carolina	L	62-79	18000
01/27/2024	at Arkansas	W	63-57	19200
01/31/2024	Florida	Lot	91-94	20068
02/03/2024	Tennessee	L	92-103	20265
02/06/2024	at Vanderbilt	W	109-77	11678
02/10/2024	Gonzaga	L	85-89	20186
02/13/2024	Ole Miss	W	75-63	20064
02/17/2024	at Auburn	W	70-59	9121
02/21/2024	at LSU	L	74-75	9493
02/24/2024	Alabama	W	117-95	20342
02/27/2024	at Mississippi St.	W	91-89	9266
03/02/2024	Arkansas	W	111-102	20322



2023-24 Kentucky Men's Basketball Combined Team Statistics In Conference games

Game Records

Record	Overall	Home	Away	Neutral
ALL GAMES	11-5	6-2	5-3	0-0
CONFERENCE	11-5	6-2	5-3	0-0
NON-CONFERENCE	0-0	0-0	0-0	0-0

Score by Periods

Team	1st	2nd	OT	TOT
Kentucky	680	729	10	1419
Opponents	594	713	18	1325

Team Box Score

No.	Player	Total			3-Point			F-Throw		Rebounds				PF DQ A TO BLK STL PTS AVG										
		GP-GS	MIN	AVG	FG-FGA	FG%	3FG-3FGA	3FG%	FT-FTA	FT%	OFF	DEF	TOT	AVG	PF	DQ	A	TO	BLK	STL	PTS	AVG		
12	REEVES, Antonio	16-16	516:30	32.3	117-233	.502	38-89	.427	63-70	.900	6	61	67	4.2	33	0	28	25	4	13	335	20.9		
0	DILLINGHAM, Rob	15-0	351:44	23.4	84-171	.491	30-72	.417	39-50	.780	2	29	31	2.1	43	1	49	33	1	12	237	15.8		
15	SHEPPARD, Reed	16-3	491:48	30.7	63-126	.500	34-67	.507	28-36	.778	7	55	62	3.9	37	1	69	32	9	41	188	11.8		
4	MITCHELL, Tre	11-10	340:22	30.9	39-92	.424	9-36	.250	26-32	.813	22	62	84	7.6	26	0	27	17	9	6	113	10.3		
21	WAGNER, D.J.	13-13	357:16	27.5	46-107	.430	12-38	.316	26-33	.788	2	17	19	1.5	24	0	43	26	0	9	130	10.0		
1	EDWARDS, Justin	15-14	279:33	18.6	42-79	.532	14-29	.483	19-23	.826	11	24	35	2.3	35	2	12	12	1	13	117	7.8		
3	THIERO, Adou	10-8	213:26	21.3	27-58	.466	3-10	.300	18-22	.818	12	34	46	4.6	23	1	15	4	8	8	75	7.5		
44	IVISIC, Zvonimir	10-0	110:36	11.1	22-38	.579	5-12	.417	11-14	.786	11	25	36	3.6	15	1	5	7	15	4	60	6.0		
2	BRADSHAW, Aaron	16-7	232:35	14.5	32-54	.593	2-10	.200	16-27	.593	18	39	57	3.6	29	0	7	6	11	5	82	5.1		
33	ONYENSO, Ugonna	16-9	317:36	19.8	27-49	.551	0-1	.000	14-23	.609	34	54	88	5.5	27	0	3	13	41	5	68	4.3		
23	BURKS, Jordan	9-0	34:10	3.8	6-10	.600	1-2	.500	1-2	.500	1	8	9	1.0	4	0	1	2	0	1	14	1.6		
14	CANADA, Brennan	1-0	00:36	0.6	0-0	.000	0-0	.000	0-0	.000	0	1	1	1.0	0	0	0	0	0	0	0	0.0		
20	HART, Joey	2-0	02:36	1.3	0-0	.000	0-0	.000	0-0	.000	0	0	0	0.0	0	0	0	0	0	0	0	0.0		
25	WATKINS, Kareem	1-0	00:36	0.6	0-1	.000	0-1	.000	0-0	.000	0	0	0	0.0	0	0	0	0	0	0	0	0.0		
13	DARBYSHIRE, Grant	1-0	00:36	0.6	0-0	.000	0-0	.000	0-0	.000	0	0	0	0.0	0	0	0	0	0	0	0	0.0		
Team											31	26	57				3							
Total		16	3250		505-1018	.496	148-367	.403	261-332	.786	157	435	592	37.0	296	6	259	180	99	117	1419	88.7		
Opponents		16	3250		456-1040	.438	137-401	.342	276-381	.724	199	388	587	36.7	282	4	236	182	66	113	1325	82.8		

Team Statistics

	UK	OPP
Scoring	1419	1325
Points per game	88.7	82.8
Scoring margin	+5.9	-
Field goals-att	505-1018	456-1040
Field goal pct	.496	.438
3 point fg-att	148-367	137-401
3-point FG pct	.403	.342
3-pt FG made per game	9.3	8.6
Free throws-att	261-332	276-381
Free throw pct	.786	.724
F-Throws made per game	16.3	17.3
Rebounds	592	587
Rebounds per game	37.0	36.7
Rebounding margin	+0.3	-
Assists	259	236
Assists per game	16.2	14.8
Turnovers	180	182
Turnovers per game	11.3	11.4
Turnover margin	+0.1	-
Assist/turnover ratio	1.4	1.3
Steals	117	113
Steals per game	7.3	7.1
Blocks	99	66
Blocks per game	6.2	4.1
Winning streak	3	-
Home win streak	3	-
Attendance	161446	96404
Home games-Avg/Game	8-20181	8-12051
Neutral site-Avg/Game	-	0-0

Team Results

Date	Opponent	Score	Att.
01/06/2024	at Florida	W 87-85	10106
01/09/2024	Missouri	W 90-77	20086
01/13/2024	at Texas A&M	Lot 92-97	9540
01/17/2024	Mississippi St.	W 90-77	20016
01/20/2024	Georgia	W 105-96	20283
01/23/2024	at South Carolina	L 62-79	18000
01/27/2024	at Arkansas	W 63-57	19200
01/31/2024	Florida	Lot 91-94	20068
02/03/2024	Tennessee	L 92-103	20265
02/06/2024	at Vanderbilt	W 109-77	11678
02/13/2024	Ole Miss	W 75-63	20064
02/17/2024	at Auburn	W 70-59	9121
02/21/2024	at LSU	L 74-75	9493
02/24/2024	Alabama	W 117-95	20342
02/27/2024	at Mississippi St.	W 91-89	9266
03/02/2024	Arkansas	W 111-102	20322



2023-24 Kentucky Men's Basketball Combined Team Statistics Specific games

Game Records

Record	Overall	Home	Away	Neutral
ALL GAMES	4-1	2-0	2-1	0-0
CONFERENCE	4-1	2-0	2-1	0-0
NON-CONFERENCE	0-0	0-0	0-0	0-0

Score by Periods

Team	1st	2nd	OT	TOT
Kentucky	221	242	0	463
Opponents	189	231	0	420

Team Box Score

No.	Player				Total		3-Point		F-Throw		Rebounds											
		GP-GS	MIN	AVG	FG-FGA	FG%	3FG-3FGA	3FG%	FT-FTA	FT%	OFF	DEF	TOT	AVG	PF	DQ	A	TO	BLK	STL	PTS	AVG
12	REEVES, Antonio	5-5	163:30	32.7	39-70	.557	11-23	.478	25-29	.862	2	15	17	3.4	11	0	10	6	0	6	114	22.8
0	DILLINGHAM, Rob	5-0	105:36	21.1	24-54	.444	7-19	.368	19-23	.826	2	7	9	1.8	16	0	14	11	0	5	74	14.8
15	SHEPPARD, Reed	5-0	156:40	31.3	22-39	.564	8-16	.500	9-9	1.000	3	16	19	3.8	10	0	23	11	2	16	61	12.2
1	EDWARDS, Justin	5-5	96:52	19.4	19-24	.792	8-11	.727	7-9	.778	6	7	13	2.6	12	1	4	4	0	6	53	10.6
3	THIERO, Adou	5-5	123:34	24.7	20-37	.541	2-8	.250	8-9	.889	5	18	23	4.6	12	1	8	4	6	5	50	10.0
21	WAGNER, D.J.	5-5	122:02	24.4	11-30	.367	6-18	.333	13-14	.929	2	6	8	1.6	13	0	11	11	0	2	41	8.2
44	IVISIC, Zvonimir	5-0	64:02	12.8	11-20	.550	1-6	.167	9-10	.900	2	16	18	3.6	6	0	1	1	9	2	32	6.4
2	BRADSHAW, Aaron	5-0	34:54	7.0	7-9	.778	1-2	.500	6-10	.600	2	6	8	1.6	6	0	3	3	4	0	21	4.2
33	ONYENSO, Ugonna	5-5	104:01	20.8	6-10	.600	0-0	.000	3-6	.500	10	14	24	4.8	11	0	2	5	4	1	15	3.0
4	MITCHELL, Tre	1-0	15:58	16.0	0-5	.000	0-3	.000	2-2	1.000	1	2	3	3.0	1	0	1	2	0	1	2	2.0
23	BURKS, Jordan	3-0	12:51	4.3	0-3	.000	0-1	.000	0-0	.000	0	2	2	0.7	1	0	0	1	0	1	0	0.0
Team											5	7	12				1					
Total		5	1000		159-301	.528	44-107	.411	101-121	.835	40	116	156	31.2	99	2	77	60	25	45	463	92.6
Opponents		5	1000		143-299	.478	37-101	.366	97-127	.764	52	111	163	32.6	92	3	66	68	10	35	420	84.0

Team Statistics

	UK	OPP
Scoring	463	420
Points per game	92.6	84.0
Scoring margin	+8.6	-
Field goals-att	159-301	143-299
Field goal pct	.528	.478
3 point fg-att	44-107	37-101
3-point FG pct	.411	.366
3-pt FG made per game	8.8	7.4
Free throws-att	101-121	97-127
Free throw pct	.835	.764
F-Throws made per game	20.2	19.4
Rebounds	156	163
Rebounds per game	31.2	32.6
Rebounding margin	-1.4	-
Assists	77	66
Assists per game	15.4	13.2
Turnovers	60	68
Turnovers per game	12.0	13.6
Turnover margin	+1.6	-
Assist/turnover ratio	1.3	1.0
Steals	45	35
Steals per game	9.0	7.0
Blocks	25	10
Blocks per game	5.0	2.0
Winning streak	3	-
Home win streak	2	-
Attendance	40664	27880
Home games-Avg/Game	2-20332	3-9293
Neutral site-Avg/Game	-	0-0

Team Results

Date	Opponent		Score	Att.
02/17/2024	at Auburn	W	70-59	9121
02/21/2024	at LSU	L	74-75	9493
02/24/2024	Alabama	W	117-95	20342
02/27/2024	at Mississippi St.	W	91-89	9266
03/02/2024	Arkansas	W	111-102	20322

THE STAT CREW SYSTEM
 Kentucky Team Game-by-Game Comparison (as of Mar 02, 2024)
 All games

Opponent	1st	2nd	Score	Mar	Total FG	FG Pct	3-Pointers	3FG Pct	Free Throws	FT Pct	Rebounds	Assist	T/Over	Block	Steal	Fouls
NEW MEXICO ST.	37/29	49/17	86-46	+40	32-65/18-56	.492/.321	9-29/5-23	.310/.217	13-19/5-5	.684/1000	43/33 +10	17/10	6/18	3/2	13/2	11/16
TEX. A&M-COMMERCE	38/30	43/31	81-61	+20	32-67/23-56	.478/.411	8-23/10-27	.348/.370	9-10/5-11	.900/.455	36/33 +3	12/12	3/14	3/2	8/1	10/12
Kansas	48/41	36/48	84-89	(5)	25-76/28-59	.329/.475	12-38/6-18	.316/.333	22-30/27-36	.733/.750	42/45 (3)	14/22	8/14	3/4	9/7	22/23
STONEHILL	58/37	43/30	101-67	+34	39-61/24-64	.639/.375	17-32/11-39	.531/.282	6-8/8-12	.750/.667	36/29 +7	26/14	14/14	6/3	8/9	8/8
SAINT JOSEPH'S	41/38	36/39	96-88	+8	33-64/32-75	.516/.427	12-25/15-37	.480/.405	18-27/9-12	.667/.750	37/42 (5)	24/20	9/14	8/3	12/5	10/21
MARSHALL	69/41	49/41	118-82	+36	45-74/29-69	.608/.420	16-27/9-26	.593/.346	12-15/15-23	.800/.652	37/38 (1)	27/18	9/16	6/5	11/6	16/13
MIAMI (FL)	42/37	53/36	95-73	+22	37-62/26-59	.597/.441	9-21/5-19	.429/.263	12-17/16-21	.706/.762	29/35 (6)	26/8	8/15	5/1	9/5	18/15
UNCW	33/41	40/39	73-80	(7)	24-59/28-65	.407/.431	5-17/11-31	.294/.355	20-25/13-20	.800/.650	39/40 (1)	14/8	13/12	4/0	6/6	19/21
Penn	39/29	42/37	81-66	+15	34-69/26-57	.493/.456	8-20/9-28	.400/.321	5-10/5-9	.500/.556	41/31 +10	16/18	10/15	5/4	9/8	13/15
North Carolina	40/38	47/45	87-83	+4	30-72/27-57	.417/.474	8-23/8-24	.348/.333	19-26/21-27	.731/.778	42/32 +10	15/12	14/17	9/5	7/7	19/22
Louisville	53/33	42/43	95-76	+19	35-68/25-59	.515/.424	12-25/4-17	.480/.235	13-16/22-31	.813/.710	37/35 +2	19/14	13/13	8/2	9/6	21/14
ILLINOIS ST.	45/30	51/40	96-70	+26	36-63/26-79	.571/.329	11-25/8-35	.440/.229	13-17/10-18	.765/.556	40/45 (5)	23/13	6/8	9/2	7/3	16/18
Florida	37/45	50/40	87-85	+2	31-68/29-68	.456/.426	5-20/9-31	.250/.290	20-28/18-29	.714/.621	40/43 (3)	6/11	9/11	2/3	6/8	17/23
MISSOURI	47/42	43/35	90-77	+13	28-56/26-61	.500/.426	7-23/8-28	.304/.286	27-32/17-22	.844/.773	42/27 +15	14/14	13/11	3/6	6/6	17/22
Texas A&M	45/46	44/43	92-97	(5)	32-76/33-82	.421/.402	15-39/12-32	.385/.375	13-21/19-30	.619/.633	46/54 (8)	22/11	11/9	9/7	6/9	21/19
MISSISSIPPI ST.	47/29	43/48	90-77	+13	30-54/31-69	.556/.449	7-23/9-27	.304/.333	23-27/6-10	.852/.600	33/33 -	20/22	10/9	7/1	5/9	9/18
GEORGIA	54/35	51/61	105-96	+9	39-63/31-62	.619/.500	14-25/7-24	.560/.292	13-17/27-35	.765/.771	31/29 +2	27/16	14/12	6/3	9/8	22/17
South Carolina	25/33	37/46	62-79	(17)	25-62/29-60	.403/.483	4-13/11-24	.308/.458	8-9/10-14	.889/.714	33/36 (3)	7/20	8/9	6/6	5/5	17/14
Arkansas	24/26	39/31	63-57	+6	23-63/20-60	.365/.333	9-20/4-19	.450/.211	8-12/13-18	.667/.722	39/44 (5)	13/9	9/13	6/9	8/5	19/15
FLORIDA	41/36	43/48	91-94	(3)	35-78/32-78	.449/.410	10-26/12-28	.385/.429	11-17/18-22	.647/.818	48/50 (2)	17/17	9/9	14/6	6/6	14/17
TENNESSEE	42/46	50/57	92-103	(11)	34-69/36-74	.493/.486	12-27/12-30	.444/.400	12-19/19-26	.632/.731	38/44 (6)	17/22	9/7	6/4	3/6	24/21
Vanderbilt	54/38	55/39	109-77	+32	41-74/22-62	.554/.355	15-26/11-34	.577/.324	12-12/22-30	1000/.733	50/28 +22	22/14	12/12	3/5	10/5	19/9
GONZAGA	32/42	53/47	85-89	(4)	28-61/32-68	.459/.471	6-17/4-18	.353/.222	23-28/21-24	.821/.875	31/43 (12)	10/15	8/10	10/6	8/6	18/18
OLE MISS	43/29	32/34	75-63	+12	28-54/24-65	.519/.369	6-18/5-23	.333/.217	13-17/10-18	.765/.556	36/36 -	17/14	15/12	12/6	8/11	18/15
Auburn	39/29	31/30	70-59	+11	24-54/17-55	.444/.309	4-13/4-22	.308/.182	18-24/21-30	.750/.700	39/36 +3	10/11	12/11	3/5	8/8	23/16
LSU	36/27	38/48	74-75	(1)	27-62/25-56	.435/.446	8-20/9-20	.400/.450	12-12/16-25	1000/.640	30/38 (8)	9/12	13/14	5/3	10/6	19/13
ALABAMA	58/42	59/53	117-95	+22	41-65/34-60	.631/.567	13-24/6-17	.542/.353	22-26/21-27	.846/.778	26/28 (2)	24/14	10/16	7/1	11/5	21/21
Mississippi St.	35/43	56/46	91-89	+2	33-60/33-64	.550/.516	10-30/11-25	.333/.440	15-17/12-17	.882/.706	27/34 (7)	15/16	10/15	7/0	9/6	18/17
ARKANSAS	53/48	58/54	111-102	+9	34-60/34-64	.567/.531	9-20/7-17	.450/.412	34-42/27-28	.810/.964	34/27 +7	19/13	15/12	3/1	7/10	18/25

Note: Game totals are displayed in the format TEAM/OPPONENT for each category