



**Officials:** Brian Dorsey, Doug Shows, Patrick Evans

**Kentucky - 65**

**Record: 10-2**

| NO.           | Name             | F | Min   | FG    |      |       | 3P |    |     | FT |    |    | Rebounds |    |   | Fouls |   | TP  | AS | TO | ST | Blocks |  | +/- |
|---------------|------------------|---|-------|-------|------|-------|----|----|-----|----|----|----|----------|----|---|-------|---|-----|----|----|----|--------|--|-----|
|               |                  |   |       | M-A   | M-A  | M-A   | OR | DR | TOT | PF | FD | BS | BA       |    |   |       |   |     |    |    |    |        |  |     |
| 7             | Andrew Carr      | F | 32:54 | 3-9   | 0-4  | 7-9   | 2  | 2  | 4   | 2  | 6  | 13 | 2        | 1  | 0 | 1     | 1 | -16 |    |    |    |        |  |     |
| 22            | Amari Williams   | F | 20:24 | 2-6   | 0-0  | 2-4   | 2  | 6  | 8   | 1  | 2  | 6  | 2        | 1  | 1 | 1     | 0 | -9  |    |    |    |        |  |     |
| 00            | Otega Oweh       | G | 30:21 | 4-13  | 0-1  | 13-13 | 2  | 0  | 2   | 4  | 9  | 21 | 0        | 1  | 1 | 0     | 1 | -26 |    |    |    |        |  |     |
| 1             | Lamont Butler    | G | 26:43 | 1-7   | 0-3  | 2-2   | 2  | 1  | 3   | 5  | 2  | 4  | 5        | 4  | 2 | 1     | 0 | -9  |    |    |    |        |  |     |
| 2             | Jaxson Robinson  | G | 31:25 | 3-11  | 2-7  | 2-2   | 0  | 4  | 4   | 5  | 1  | 10 | 0        | 0  | 0 | 0     | 1 | -5  |    |    |    |        |  |     |
| 4             | Koby Brea        |   | 26:40 | 3-9   | 2-7  | 0-0   | 0  | 1  | 1   | 0  | 0  | 8  | 0        | 1  | 0 | 0     | 0 | -14 |    |    |    |        |  |     |
| 10            | Brandon Garrison |   | 16:44 | 1-2   | 0-0  | 0-0   | 3  | 2  | 5   | 0  | 0  | 2  | 1        | 1  | 1 | 0     | 0 | -5  |    |    |    |        |  |     |
| 11            | Travis Perry     |   | 02:46 | 0-0   | 0-0  | 0-0   | 0  | 0  | 0   | 0  | 0  | 0  | 0        | 0  | 0 | 0     | 0 | -8  |    |    |    |        |  |     |
| 15            | Ansley Almonor   |   | 05:35 | 0-0   | 0-0  | 1-2   | 0  | 1  | 1   | 1  | 2  | 1  | 0        | 0  | 0 | 0     | 0 | 0   |    |    |    |        |  |     |
| 5             | Collin Chandler  |   | 06:28 | 0-0   | 0-0  | 0-0   | 0  | 0  | 0   | 2  | 0  | 0  | 1        | 0  | 1 | 0     | 0 | -8  |    |    |    |        |  |     |
| Team          |                  |   |       |       |      |       | 2  | 2  | 4   |    |    | 0  |          |    | 1 |       |   |     |    |    |    |        |  |     |
| <b>Totals</b> |                  |   |       | 17-57 | 4-22 | 27-32 | 13 | 19 | 32  | 20 | 22 | 65 | 11       | 10 | 6 | 3     | 3 | -20 |    |    |    |        |  |     |

| Shooting By Period |       |       |
|--------------------|-------|-------|
| 1st FG%            | 8-23  | 34.8% |
| 3PT%               | 2-11  | 18.2% |
| FT%                | 12-16 | 75%   |
| 2nd FG%            | 9-34  | 26.5% |
| 3PT%               | 2-11  | 18.2% |
| FT%                | 15-16 | 93.8% |
| GM FG%             | 17-57 | 29.8% |
| 3PT%               | 4-22  | 18.2% |
| FT%                | 27-32 | 84.4% |

Dead Ball Rebounds: 4, 0

**Technical Fouls::NONE**

**Ohio St. - 85**

**Record: 8-4**

| NO.           | Name            | F | Min   | FG    |      |       | 3P |    |     | FT |    |    | Rebounds |   |   | Fouls |    | TP | AS | TO | ST | Blocks |  | +/- |
|---------------|-----------------|---|-------|-------|------|-------|----|----|-----|----|----|----|----------|---|---|-------|----|----|----|----|----|--------|--|-----|
|               |                 |   |       | M-A   | M-A  | M-A   | OR | DR | TOT | PF | FD | BS | BA       |   |   |       |    |    |    |    |    |        |  |     |
| 8             | Micah Parrish   | F | 23:18 | 1-3   | 0-1  | 0-0   | 0  | 4  | 4   | 2  | 0  | 2  | 0        | 3 | 0 | 1     | 0  | 3  |    |    |    |        |  |     |
| 13            | Sean Stewart    | F | 15:25 | 2-4   | 0-0  | 1-3   | 2  | 2  | 4   | 4  | 2  | 5  | 0        | 0 | 0 | 0     | 1  | 11 |    |    |    |        |  |     |
| 21            | Devin Royal     | F | 16:17 | 2-5   | 0-0  | 3-4   | 3  | 3  | 6   | 4  | 2  | 7  | 2        | 0 | 1 | 1     | 5  |    |    |    |    |        |  |     |
| 0             | John Mobley Jr. | G | 35:33 | 5-13  | 1-8  | 4-4   | 0  | 3  | 3   | 1  | 3  | 15 | 3        | 0 | 2 | 0     | 28 |    |    |    |    |        |  |     |
| 2             | Bruce Thornton  | G | 37:54 | 8-13  | 1-3  | 13-14 | 0  | 4  | 4   | 0  | 11 | 30 | 3        | 2 | 1 | 1     | 17 |    |    |    |    |        |  |     |
| 4             | Aaron Bradshaw  |   | 17:45 | 5-6   | 1-2  | 0-2   | 1  | 1  | 2   | 4  | 2  | 11 | 1        | 0 | 2 | 0     | 7  |    |    |    |    |        |  |     |
| 12            | Evan Mahaffey   |   | 31:44 | 3-3   | 0-0  | 0-0   | 0  | 3  | 3   | 3  | 0  | 6  | 2        | 2 | 2 | 0     | 22 |    |    |    |    |        |  |     |
| 6             | Ques Glover     |   | 15:15 | 4-6   | 1-1  | 0-0   | 0  | 3  | 3   | 3  | 0  | 9  | 1        | 0 | 0 | 0     | 7  |    |    |    |    |        |  |     |
| 25            | Austin Parks    |   | 06:50 | 0-0   | 0-0  | 0-0   | 0  | 0  | 0   | 1  | 0  | 0  | 0        | 0 | 0 | 0     | 0  |    |    |    |    |        |  |     |
| Team          |                 |   |       |       |      |       | 1  | 5  | 6   |    |    | 0  |          |   | 0 |       |    |    |    |    |    |        |  |     |
| <b>Totals</b> |                 |   |       | 30-53 | 4-15 | 21-27 | 7  | 28 | 35  | 22 | 20 | 85 | 12       | 7 | 8 | 3     | 3  | 20 |    |    |    |        |  |     |

| Shooting By Period |       |       |
|--------------------|-------|-------|
| 1st FG%            | 17-27 | 63.0% |
| 3PT%               | 2-7   | 28.6% |
| FT%                | 3-3   | 100%  |
| 2nd FG%            | 13-26 | 50.0% |
| 3PT%               | 2-8   | 25.0% |
| FT%                | 18-24 | 75%   |
| GM FG%             | 30-53 | 56.6% |
| 3PT%               | 4-15  | 26.7% |
| FT%                | 21-27 | 77.8% |

Dead Ball Rebounds: 3, 0

**Technical Fouls::NONE**

|                         | KU            | OSU           |
|-------------------------|---------------|---------------|
| <b>Biggest lead</b>     | 4 (1st 14:59) | 20 (2nd 0:44) |
| <b>Best Scoring Run</b> | 6(1st 16:58)  | 9(2nd 1:43)   |
| <b>Lead Changes</b>     | 8             |               |
| <b>Times Tied</b>       | 2             |               |
| <b>Time with Lead</b>   | 05:33         | 31:34         |

| Points from          | KU | OSU |
|----------------------|----|-----|
| <b>Turnovers</b>     | 10 | 11  |
| <b>Paint</b>         | 24 | 36  |
| <b>Second Chance</b> | 15 | 8   |
| <b>Fast Breaks</b>   | 7  | 4   |
| <b>Bench</b>         | 11 | 26  |

|            | Period by Period Scoring |     |     |
|------------|--------------------------|-----|-----|
|            | 1st                      | 2nd | TOT |
| <b>KU</b>  | 30                       | 35  | 65  |
| <b>OSU</b> | 39                       | 46  | 85  |

Game Notes:MSG Sell Out ♦



**Kentucky at Ohio St.**

12/21/24 Madison Square Garden, New York  
2024-25 Men's Basketball

**Game Time:** 5:30 PM  
**Game Duration:** 2:13  
**Attendance:** 19,812

**Officials:** Brian Dorsey, Doug Shows, Patrick Evans

**Period 1**

**Quarter Starters:**

|            |                |              |              |              |               |
|------------|----------------|--------------|--------------|--------------|---------------|
| <b>OSU</b> | 0 Mobley Jr. J | 2 Thornton B | 8 Parrish M  | 13 Stewart S | 21 Royal D    |
| <b>KU</b>  | 00 Oweh O      | 1 Butler L   | 2 Robinson J | 7 Carr A     | 22 Williams A |

| Game Time | OSU  | Score       | Diff      | KU  |
|-----------|--|-------------|-----------|---|
| 20:00     | 13 STEWART S jumpball lost   |             |           | 22 WILLIAMS A jumpball won  |
| 19:29     |  |             |           | 22 WILLIAMS A 2pt FG in the paint, hook shot missed                   |
| 19:27     | 21 ROYAL D defensive rebound (1)                                       |             |           |   |
| 19:10     | 0 MOBLEY JR. J 3pt FG , jump shot made (3)                             | <b>3-0</b>  | <b>3</b>  |   |
| 19:10     | 2 THORNTON B assist (1)  |             |           |   |
| 18:47     | 21 ROYAL D foul shooting (1 - 1)                                       |             |           | 7 CARR A foul drawn (1)   |
| 18:47     |  | <b>3-1</b>  | <b>2</b>  | 7 CARR A free throw 1 - 2 made (1)                                    |
| 18:45     |  |             |           | 7 CARR A free throw 2 - 2 missed                                      |
| 18:44     | defensive rebound (2)  |             |           |   |
| 18:16     | 2 THORNTON B turnover lost ball (1)                                    |             |           | 1 BUTLER L steal (1)  |
| 18:11     |  | <b>3-3</b>  | <b>0</b>  | 7 CARR A 2pt FG fast break from turnover in the paint, dunk, made (3) |
| 18:11     |  |             |           | 22 WILLIAMS A assist (1)  |
| 17:48     | 0 MOBLEY JR. J 3pt FG , jump shot missed                               |             |           |   |
| 17:46     |  |             |           | 1 BUTLER L defensive rebound (1)                                      |
| 17:46     | 13 STEWART S foul personal (1 - 2)                                     |             |           | 1 BUTLER L foul drawn (1)   |
| 17:46     | 13 STEWART S substitution out  |             |           |   |
| 17:46     | 4 BRADSHAW A substitution in   |             |           |   |
| 17:29     |  |             |           | 00 OWEH O 2pt FG in the paint, driving layup missed                   |
| 17:27     | 2 THORNTON B defensive rebound (1)                                     |             |           |   |
| 17:11     | 2 THORNTON B 2pt FG in the paint, floating jump shot missed            |             |           |   |
| 17:08     |  |             |           | 2 ROBINSON J defensive rebound (1)                                    |
| 16:58     |  | <b>3-6</b>  | <b>-3</b> | 2 ROBINSON J 3pt FG , jump shot made (3)                              |
| 16:58     |  |             |           | 7 CARR A assist (1)   |
| 16:37     | 0 MOBLEY JR. J 3pt FG , jump shot missed                               |             |           |   |
| 16:34     | 21 ROYAL D offensive rebound (2)                                       |             |           |   |
| 16:25     | 4 BRADSHAW A 2pt FG second chance in the paint, driving layup made (2) | <b>5-6</b>  | <b>-1</b> |   |
| 16:25     | 2 THORNTON B assist (2)  |             |           |   |
| 16:10     |  | <b>5-8</b>  | <b>-3</b> | 1 BUTLER L 2pt FG in the paint, dunk, made (2)                        |
| 16:10     |  |             |           | 22 WILLIAMS A assist (2)  |
| 15:48     | 4 BRADSHAW A 2pt FG in the paint, hook shot made (4)                   | <b>7-8</b>  | <b>-1</b> |   |
| 15:37     |  |             |           | 2 ROBINSON J 3pt FG , jump shot missed                                |
| 15:36     | defensive rebound (5)  |             |           |   |
| 15:36     | Timeout media  |             |           |   |
| 15:36     | 21 ROYAL D substitution out  |             |           |   |
| 15:36     | 12 MAHAFFEY E substitution in  |             |           |   |
| 15:36     |  |             |           | 00 OWEH O substitution out  |
| 15:36     |  |             |           | 22 WILLIAMS A substitution out  |
| 15:36     |  |             |           | 4 BREA K substitution in  |
| 15:36     |  |             |           | 10 GARRISON B substitution in   |
| 15:12     | 8 PARRISH M 2pt FG outside the paint, jump shot missed                 |             |           |   |
| 15:08     |  |             |           | 10 GARRISON B defensive rebound (1)                                   |
| 14:59     |  | <b>7-10</b> | <b>-3</b> | 7 CARR A 2pt FG in the paint, layup made (5)                          |



**Kentucky at Ohio St.**

12/21/24 Madison Square Garden, New York  
2024-25 Men's Basketball

**Game Time:** 5:30 PM  
**Game Duration:** 2:13  
**Attendance:** 19,812

**Officials:** Brian Dorsey, Doug Shows, Patrick Evans

| Game Time | OSU  | Score        | Diff      | KU  |
|-----------|--|--------------|-----------|---|
| 14:59     |  |              |           | 1 BUTLER L assist (1)                               |
| 14:59     | 4 BRADSHAW A foul shooting (1 - 3)                                   |              |           | 7 CARR A foul drawn (2)                             |
| 14:59     |  | <b>7-11</b>  | <b>-4</b> | 7 CARR A free throw 1 - 1 made (6)                  |
| 14:49     | 2 THORNTON B foul drawn (1)  |              |           | 1 BUTLER L foul personal (1 - 1)                    |
| 14:49     | 4 BRADSHAW A substitution out  |              |           |   |
| 14:49     | 13 STEWART S substitution in   |              |           |   |
| 14:49     |  |              |           | 1 BUTLER L substitution out                         |
| 14:49     |  |              |           | 2 ROBINSON J substitution out                       |
| 14:49     |  |              |           | 00 OWEH O substitution in                           |
| 14:49     |  |              |           | 11 PERRY T substitution in                          |
| 14:33     | 13 STEWART S 2pt FG in the paint, dunk, made (2)                     | <b>9-11</b>  | <b>-2</b> |   |
| 14:33     | 0 MOBLEY JR. J assist (1)  |              |           |   |
| 14:33     | 13 STEWART S foul drawn (1)  |              |           | 7 CARR A foul shooting (1 - 2)                      |
| 14:33     | 13 STEWART S free throw 1 - 1 made (3)                               | <b>10-11</b> | <b>-1</b> |   |
| 14:11     |  |              |           | 00 OWEH O 2pt FG in the paint, driving layup missed |
| 14:09     | 13 STEWART S defensive rebound (1)                                   |              |           |   |
| 14:05     | 0 MOBLEY JR. J foul drawn (1)  |              |           | 00 OWEH O foul personal (1 - 3)                     |
| 14:05     | 2 THORNTON B substitution out  |              |           |   |
| 14:05     | 6 GLOVER Q substitution in   |              |           |   |
| 14:05     |  |              |           | 7 CARR A substitution out                           |
| 14:05     |  |              |           | 15 ALMONOR A substitution in                        |
| 13:43     | 6 GLOVER Q 2pt FG outside the paint, pull up jump shot made (2)      | <b>12-11</b> | <b>1</b>  |   |
| 13:43     | 12 MAHAFFEY E assist (1)   |              |           |   |
| 13:20     |  |              |           | 4 BREA K 3pt FG , jump shot missed                  |
| 13:15     | 6 GLOVER Q defensive rebound (1)                                     |              |           |   |
| 13:11     | 12 MAHAFFEY E 2pt FG fast break in the paint, driving layup made (2) | <b>14-11</b> | <b>3</b>  |   |
| 13:11     | 6 GLOVER Q assist (1)  |              |           |   |
| 12:59     | 6 GLOVER Q foul shooting (1 - 4)                                     |              |           | 00 OWEH O foul drawn (1)                            |
| 12:59     |  | <b>14-12</b> | <b>2</b>  | 00 OWEH O free throw 1 - 2 made (1)                 |
| 12:59     | 0 MOBLEY JR. J substitution out                                      |              |           |   |
| 12:59     | 2 THORNTON B substitution in   |              |           |   |
| 12:59     |  |              |           | 11 PERRY T substitution out                         |
| 12:59     |  |              |           | 2 ROBINSON J substitution in                        |
| 12:59     |  | <b>14-13</b> | <b>1</b>  | 00 OWEH O free throw 2 - 2 made (2)                 |
| 12:41     | 2 THORNTON B 2pt FG in the paint, driving layup made (2)             | <b>16-13</b> | <b>3</b>  |   |
| 12:26     |  | <b>16-16</b> | <b>0</b>  | 4 BREA K 3pt FG , step back jump shot made (3)      |
| 11:55     | 6 GLOVER Q 2pt FG outside the paint, jump shot missed                |              |           |   |
| 11:52     |  |              |           | 15 ALMONOR A defensive rebound (1)                  |
| 11:36     | 8 PARRISH M foul shooting (1 - 5)                                    |              |           | 15 ALMONOR A foul drawn (1)                         |
| 11:36     | Timeout media  |              |           |   |
| 11:36     | 12 MAHAFFEY E substitution out                                       |              |           |   |
| 11:36     | 21 ROYAL D substitution in   |              |           |   |
| 11:36     |  |              |           | 00 OWEH O substitution out                          |
| 11:36     |  |              |           | 10 GARRISON B substitution out                      |
| 11:36     |  |              |           | 1 BUTLER L substitution in                          |
| 11:36     |  |              |           | 22 WILLIAMS A substitution in                       |
| 11:36     |  |              |           | 15 ALMONOR A free throw 1 - 2 missed                |
| 11:36     |  |              |           | offensive dead ball rebound (1)                     |



**Kentucky at Ohio St.**

12/21/24 Madison Square Garden, New York  
2024-25 Men's Basketball

**Game Time:** 5:30 PM  
**Game Duration:** 2:13  
**Attendance:** 19,812

**Officials:** Brian Dorsey, Doug Shows, Patrick Evans

| Game Time | OSU  | Score        | Diff      | KU  |
|-----------|--|--------------|-----------|---|
| 11:36     |  | <b>16-17</b> | <b>-1</b> | 15 ALMONOR A free throw 2 - 2 made (1)                          |
| 11:18     | 13 STEWART S 2pt FG in the paint, jump shot made (5)                               | <b>18-17</b> | <b>1</b>  |   |
| 11:18     | 21 ROYAL D assist (1)  |              |           |   |
| 11:08     | 21 ROYAL D foul personal (2 - 6)   |              |           | 15 ALMONOR A foul drawn (2)                                     |
| 11:08     | 21 ROYAL D substitution out  |              |           |   |
| 11:08     | 12 MAHAFFEY E substitution in  |              |           |   |
| 11:05     |  | <b>18-19</b> | <b>-1</b> | 2 ROBINSON J 2pt FG outside the paint, jump shot made (5)       |
| 11:05     |  |              |           | 1 BUTLER L assist (2)   |
| 10:39     | 2 THORNTON B 2pt FG outside the paint, pull up jump shot missed                    |              |           |   |
| 10:36     |  |              |           | 22 WILLIAMS A defensive rebound (1)                             |
| 10:19     | 13 STEWART S foul shooting (2 - 7)   |              |           | 22 WILLIAMS A foul drawn (1)                                    |
| 10:19     |  |              |           | 22 WILLIAMS A free throw 1 - 2 missed                           |
| 10:19     |  |              |           | offensive dead ball rebound (2)                                 |
| 10:19     | 6 GLOVER Q substitution out  |              |           |   |
| 10:19     | 13 STEWART S substitution out  |              |           |   |
| 10:19     | 0 MOBLEY JR. J substitution in   |              |           |   |
| 10:19     | 4 BRADSHAW A substitution in   |              |           |   |
| 10:19     |  |              |           | 15 ALMONOR A substitution out                                   |
| 10:19     |  |              |           | 7 CARR A substitution in  |
| 10:19     |  |              |           | 22 WILLIAMS A free throw 2 - 2 missed                           |
| 10:17     | 8 PARRISH M defensive rebound (1)  |              |           |   |
| 09:54     | 0 MOBLEY JR. J 2pt FG outside the paint, jump shot made (5)                        | <b>20-19</b> | <b>1</b>  |   |
| 09:54     | 4 BRADSHAW A assist (1)  |              |           |   |
| 09:33     |  |              |           | 4 BREA K 3pt FG , step back jump shot missed                    |
| 09:30     | 0 MOBLEY JR. J defensive rebound (1)   |              |           |   |
| 09:24     | 0 MOBLEY JR. J 2pt FG outside the paint, step back jump shot missed                |              |           |   |
| 09:21     |  |              |           | 22 WILLIAMS A defensive rebound (2)                             |
| 09:07     |  |              |           | 2 ROBINSON J 3pt FG , jump shot missed                          |
| 09:03     |  |              |           | 22 WILLIAMS A offensive rebound (3)                             |
| 09:00     |  | <b>20-21</b> | <b>-1</b> | 22 WILLIAMS A 2pt FG second chance in the paint, layup made (2) |
| 08:38     | 8 PARRISH M turnover bad pass (1)  |              |           | 22 WILLIAMS A steal (1)   |
| 08:34     | jump ball situation  |              |           |   |
| 08:34     | 2 THORNTON B steal (1)   |              |           | 1 BUTLER L turnover lost ball (1)                               |
| 08:34     |  |              |           | 2 ROBINSON J substitution out                                   |
| 08:34     |  |              |           | 4 BREA K substitution out                                       |
| 08:34     |  |              |           | 22 WILLIAMS A substitution out                                  |
| 08:34     |  |              |           | 00 OWEH O substitution in                                       |
| 08:34     |  |              |           | 5 CHANDLER C substitution in                                    |
| 08:34     |  |              |           | 10 GARRISON B substitution in                                   |
| 08:11     | 4 BRADSHAW A 2pt FG from turnover outside the paint, turnaround jump shot made (6) | <b>22-21</b> | <b>1</b>  |   |
| 07:51     |  |              |           | 7 CARR A 3pt FG , jump shot missed                              |
| 07:48     | 4 BRADSHAW A defensive rebound (1)   |              |           |   |
| 07:42     | 2 THORNTON B 3pt FG , pull up jump shot missed                                     |              |           |   |
| 07:38     |  |              |           | 10 GARRISON B defensive rebound (2)                             |
| 07:32     | Timeout media  |              |           |   |
| 07:32     | 4 BRADSHAW A substitution out  |              |           |   |



**Kentucky at Ohio St.**

12/21/24 Madison Square Garden, New York  
2024-25 Men's Basketball

**Game Time:** 5:30 PM  
**Game Duration:** 2:13  
**Attendance:** 19,812

**Officials:** Brian Dorsey, Doug Shows, Patrick Evans

| Game Time | OSU  | Score        | Diff     | KU   |
|-----------|--|--------------|----------|--|
| 07:32     | 25 PARKS A substitution in   |              |          |  |
| 07:25     | jump ball situation  |              |          |  |
| 07:12     |  |              |          | 00 OWEH O 2pt FG in the paint, driving layup missed          |
| 07:10     |  |              |          | 10 GARRISON B offensive rebound (3)                          |
| 07:10     |  |              |          | turnover shot clock (2)                                      |
| 06:55     | 8 PARRISH M turnover lost ball (2)                                       |              |          | 5 CHANDLER C steal (1)                                       |
| 06:31     | 12 MAHAFFEY E steal (1)  |              |          | 7 CARR A turnover lost ball (1)                              |
| 06:26     | 8 PARRISH M 2pt FG fast break from turnover in the paint, dunk, made (2) | <b>24-21</b> | <b>3</b> |  |
| 06:14     | 2 THORNTON B foul drawn (2)  |              |          | 1 BUTLER L foul offensive (2 - 4)                            |
| 06:14     |  |              |          | 1 BUTLER L turnover offensive (2)                            |
| 06:14     | 8 PARRISH M substitution out   |              |          |  |
| 06:14     | 6 GLOVER Q substitution in   |              |          |  |
| 06:14     |  |              |          | 1 BUTLER L substitution out                                  |
| 06:14     |  |              |          | 5 CHANDLER C substitution out                                |
| 06:14     |  |              |          | 2 ROBINSON J substitution in                                 |
| 06:14     |  |              |          | 4 BREA K substitution in                                     |
| 05:47     | 0 MOBLEY JR. J 3pt FG from turnover, jump shot missed                    |              |          |  |
| 05:44     |  |              |          | 2 ROBINSON J defensive rebound (2)                           |
| 05:25     |  |              |          | 7 CARR A 3pt FG , jump shot missed                           |
| 05:23     | 2 THORNTON B defensive rebound (2)                                       |              |          |  |
| 05:06     | 6 GLOVER Q 2pt FG in the paint, driving layup made (4)                   | <b>26-21</b> | <b>5</b> |  |
| 04:53     |  |              |          | 00 OWEH O 2pt FG outside the paint, pull up jump shot missed |
| 04:50     | 6 GLOVER Q defensive rebound (2)   |              |          |  |
| 04:27     | 12 MAHAFFEY E 2pt FG in the paint, dunk, made (4)                        | <b>28-21</b> | <b>7</b> |  |
| 04:27     | 0 MOBLEY JR. J assist (2)  |              |          |  |
| 04:26     |  |              |          | Timeout 30 Sec   |
| 04:26     | 2 THORNTON B substitution out  |              |          |  |
| 04:26     | 8 PARRISH M substitution in  |              |          |  |
| 04:09     |  |              |          | 2 ROBINSON J 3pt FG , jump shot missed                       |
| 04:08     |  |              |          | offensive dead ball rebound (3)                              |
| 04:08     | 25 PARKS A foul loose ball (1 - 8)                                       |              |          | 00 OWEH O foul drawn (2)                                     |
| 04:08     | 25 PARKS A substitution out  |              |          |  |
| 04:08     | 4 BRADSHAW A substitution in   |              |          |  |
| 04:08     |  | <b>28-22</b> | <b>6</b> | 00 OWEH O 1&1 free throw 1 made (3)                          |
| 04:08     |  |              |          | 10 GARRISON B substitution out                               |
| 04:08     |  |              |          | 22 WILLIAMS A substitution in                                |
| 04:08     |  |              |          | 7 CARR A substitution out                                    |
| 04:08     |  |              |          | 15 ALMONOR A substitution in                                 |
| 04:08     |  | <b>28-23</b> | <b>5</b> | 00 OWEH O 1&1 free throw 2 made (4)                          |
| 03:47     | 4 BRADSHAW A 3pt FG , jump shot made (9)                                 | <b>31-23</b> | <b>8</b> |  |
| 03:47     | 12 MAHAFFEY E assist (2)   |              |          |  |
| 03:28     |  |              |          | 4 BREA K 3pt FG , jump shot missed                           |
| 03:25     |  |              |          | 00 OWEH O offensive rebound (1)                              |
| 03:26     | 6 GLOVER Q foul shooting (2 - 9)   |              |          | 00 OWEH O foul drawn (3)                                     |
| 03:26     |  | <b>31-24</b> | <b>7</b> | 00 OWEH O free throw 1 - 2 made (5)                          |
| 03:26     | 6 GLOVER Q substitution out  |              |          |  |
| 03:26     | 2 THORNTON B substitution in   |              |          |  |
| 03:26     |  | <b>31-25</b> | <b>6</b> | 00 OWEH O free throw 2 - 2 made (6)                          |



**Kentucky at Ohio St.**

12/21/24 Madison Square Garden, New York  
2024-25 Men's Basketball

**Game Time:** 5:30 PM  
**Game Duration:** 2:13  
**Attendance:** 19,812

**Officials:** Brian Dorsey, Doug Shows, Patrick Evans

| Game Time            | OSU  | Score        | Diff      | KU  |
|----------------------|--|--------------|-----------|---|
| 03:09                | 2 THORNTON B 2pt FG in the paint, floating jump shot made (4)                | <b>33-25</b> | <b>8</b>  |   |
| 02:55                | 4 BRADSHAW A steal (1)   |              |           | 00 OWEH O turnover bad pass (1)                         |
| 02:55                | 4 BRADSHAW A foul drawn (1)  |              |           | 22 WILLIAMS A foul personal (1 - 5)                     |
| 02:55                |  |              |           | 00 OWEH O substitution out                              |
| 02:55                |  |              |           | 15 ALMONOR A substitution out                           |
| 02:55                |  |              |           | 5 CHANDLER C substitution in                            |
| 02:55                |  |              |           | 7 CARR A substitution in                                |
| 02:40                | 12 MAHAFFEY E 2pt FG from turnover in the paint, floating jump shot made (6) | <b>35-25</b> | <b>10</b> |   |
| 02:40                | 2 THORNTON B assist (3)  |              |           |   |
| 02:08                | 4 BRADSHAW A foul shooting (2 - 10)  |              |           | 7 CARR A foul drawn (3)                                 |
| 02:08                |  | <b>35-26</b> | <b>9</b>  | 7 CARR A free throw 1 - 3 made (7)                      |
| 02:08                |  | <b>35-27</b> | <b>8</b>  | 7 CARR A free throw 2 - 3 made (8)                      |
| 02:08                | 4 BRADSHAW A substitution out  |              |           |   |
| 02:08                | 25 PARKS A substitution in   |              |           |   |
| 02:08                |  | <b>35-28</b> | <b>7</b>  | 7 CARR A free throw 3 - 3 made (9)                      |
| 01:37                | 0 MOBLEY JR. J 3pt FG , jump shot missed                                     |              |           |   |
| 01:35                |  |              |           | 2 ROBINSON J defensive rebound (3)                      |
| 01:21                |  |              |           | 2 ROBINSON J 2pt FG in the paint, driving layup blocked |
| 01:21                | 8 PARRISH M block (1)  |              |           |   |
| 01:21                | 8 PARRISH M defensive rebound (2)  |              |           |   |
| 01:09                | 2 THORNTON B 2pt FG in the paint, driving layup made (6)                     | <b>37-28</b> | <b>9</b>  |   |
| 00:47                |  | <b>37-30</b> | <b>7</b>  | 22 WILLIAMS A 2pt FG in the paint, dunk, made (4)       |
| 00:47                |  |              |           | 5 CHANDLER C assist (1)                                 |
| 00:37                | Timeout 30 Sec   |              |           |   |
| 00:37                | 25 PARKS A substitution out  |              |           |   |
| 00:37                | 4 BRADSHAW A substitution in   |              |           |   |
| 00:17                | 2 THORNTON B foul drawn (3)  |              |           | 2 ROBINSON J foul shooting (1 - 6)                      |
| 00:17                | 2 THORNTON B free throw 1 - 2 made (7)                                       | <b>38-30</b> | <b>8</b>  |   |
| 00:17                | 4 BRADSHAW A substitution out  |              |           |   |
| 00:17                | 13 STEWART S substitution in   |              |           |   |
| 00:17                |  |              |           | 5 CHANDLER C substitution out                           |
| 00:17                |  |              |           | 1 BUTLER L substitution in                              |
| 00:17                | 2 THORNTON B free throw 2 - 2 made (8)                                       | <b>39-30</b> | <b>9</b>  |   |
| 00:00                |  |              |           | 2 ROBINSON J 3pt FG , step back jump shot missed        |
| 00:00                |  |              |           | offensive rebound (13)                                  |
| <b>END OF PERIOD</b> |  |              |           |   |
| <b>OSU 39-30 KU</b>  |  |              |           |   |



**Kentucky at Ohio St.**

12/21/24 Madison Square Garden, New York  
2024-25 Men's Basketball

Game Time: 5:30 PM  
Game Duration: 2:13  
Attendance: 19,812

Officials: Brian Dorsey, Doug Shows, Patrick Evans

**Kentucky - 30**

| NO.           | Name             | F | Min   | FG   |      |       | Rebounds |    |     | Fouls |    | TP | AS | TO | ST | Blocks |    | +/- |
|---------------|------------------|---|-------|------|------|-------|----------|----|-----|-------|----|----|----|----|----|--------|----|-----|
|               |                  |   |       | M-A  | M-A  | M-A   | OR       | DR | TOT | PF    | FD |    |    |    |    | BS     | BA |     |
| 7             | Andrew Carr      | F | 15:01 | 2-4  | 0-2  | 5-6   | 0        | 0  | 0   | 1     | 3  | 9  | 1  | 1  | 0  | 0      | 0  | -7  |
| 22            | Amari Williams   | F | 11:34 | 2-3  | 0-0  | 0-2   | 1        | 2  | 3   | 1     | 1  | 4  | 2  | 0  | 1  | 0      | 0  | -1  |
| 00            | Otega Oweh       | G | 13:16 | 0-4  | 0-0  | 6-6   | 1        | 0  | 1   | 1     | 3  | 6  | 0  | 1  | 0  | 0      | 0  | -12 |
| 1             | Lamont Butler    | G | 10:51 | 1-1  | 0-0  | 0-0   | 0        | 1  | 1   | 2     | 1  | 2  | 2  | 2  | 1  | 0      | 0  | 0   |
| 2             | Jaxson Robinson  | G | 15:50 | 2-7  | 1-5  | 0-0   | 0        | 3  | 3   | 1     | 0  | 5  | 0  | 0  | 0  | 0      | 1  | 1   |
| 4             | Koby Brea        |   | 13:16 | 1-4  | 1-4  | 0-0   | 0        | 0  | 0   | 0     | 0  | 3  | 0  | 0  | 0  | 0      | 0  | -6  |
| 10            | Brandon Garrison |   | 08:26 | 0-0  | 0-0  | 0-0   | 1        | 2  | 3   | 0     | 0  | 0  | 0  | 0  | 0  | 0      | 0  | -8  |
| 11            | Travis Perry     |   | 01:50 | 0-0  | 0-0  | 0-0   | 0        | 0  | 0   | 0     | 0  | 0  | 0  | 0  | 0  | 0      | 0  | -6  |
| 15            | Ansley Almonor   |   | 04:59 | 0-0  | 0-0  | 1-2   | 0        | 1  | 1   | 0     | 2  | 1  | 0  | 0  | 0  | 0      | 0  | -2  |
| 5             | Collin Chandler  |   | 04:57 | 0-0  | 0-0  | 0-0   | 0        | 0  | 0   | 0     | 0  | 0  | 1  | 0  | 1  | 0      | 0  | -4  |
| Team          |                  |   |       |      |      |       | 1        | 0  | 1   |       |    | 0  |    | 1  |    |        |    |     |
| <b>Totals</b> |                  |   |       | 8-23 | 2-11 | 12-16 | 4        | 9  | 13  | 6     | 10 | 30 | 6  | 5  | 3  | 0      | 1  | -9  |

| Shooting By Period |       |       |
|--------------------|-------|-------|
| 1st FG%            | 8-23  | 34.8% |
| 3PT%               | 2-11  | 18.2% |
| FT%                | 12-16 | 75%   |
| GM FG%             | 8-23  | 34.8% |
| 3PT%               | 2-11  | 18.2% |
| FT%                | 12-16 | 75.0% |

Dead Ball Rebounds: 3, 0

Technical Fouls::NONE

**Ohio St. - 39**

| NO.           | Name            | F | Min   | FG    |     |     | Rebounds |    |     | Fouls |    | TP | AS | TO | ST | Blocks |    | +/- |
|---------------|-----------------|---|-------|-------|-----|-----|----------|----|-----|-------|----|----|----|----|----|--------|----|-----|
|               |                 |   |       | M-A   | M-A | M-A | OR       | DR | TOT | PF    | FD |    |    |    |    | BS     | BA |     |
| 8             | Micah Parrish   | F | 18:12 | 1-2   | 0-0 | 0-0 | 0        | 2  | 2   | 1     | 0  | 2  | 0  | 2  | 0  | 1      | 0  | 5   |
| 13            | Sean Stewart    | F | 07:02 | 2-2   | 0-0 | 1-1 | 0        | 1  | 1   | 2     | 1  | 5  | 0  | 0  | 0  | 0      | 0  | 4   |
| 21            | Devin Royal     | F | 04:52 | 0-0   | 0-0 | 0-0 | 1        | 1  | 2   | 2     | 0  | 0  | 1  | 0  | 0  | 0      | 0  | 0   |
| 0             | John Mobley Jr. | G | 17:20 | 2-7   | 1-5 | 0-0 | 0        | 1  | 1   | 0     | 1  | 5  | 2  | 0  | 0  | 0      | 0  | 12  |
| 2             | Bruce Thornton  | G | 17:54 | 3-6   | 0-1 | 2-2 | 0        | 2  | 2   | 0     | 3  | 8  | 3  | 1  | 1  | 0      | 0  | 6   |
| 4             | Aaron Bradshaw  |   | 08:04 | 4-4   | 1-1 | 0-0 | 0        | 1  | 1   | 2     | 1  | 9  | 1  | 0  | 1  | 0      | 0  | 0   |
| 12            | Evan Mahaffey   |   | 15:08 | 3-3   | 0-0 | 0-0 | 0        | 0  | 0   | 0     | 0  | 6  | 2  | 0  | 1  | 0      | 0  | 9   |
| 6             | Ques Glover     |   | 06:34 | 2-3   | 0-0 | 0-0 | 0        | 2  | 2   | 2     | 0  | 4  | 1  | 0  | 0  | 0      | 0  | 4   |
| 25            | Austin Parks    |   | 04:55 | 0-0   | 0-0 | 0-0 | 0        | 0  | 0   | 1     | 0  | 0  | 0  | 0  | 0  | 0      | 0  | 5   |
| Team          |                 |   |       |       |     |     | 0        | 2  | 2   |       |    | 0  |    | 0  |    |        |    |     |
| <b>Totals</b> |                 |   |       | 17-27 | 2-7 | 3-3 | 1        | 12 | 13  | 10    | 6  | 39 | 10 | 3  | 3  | 1      | 0  | 9   |

| Shooting By Period |       |        |
|--------------------|-------|--------|
| 1st FG%            | 17-27 | 63.0%  |
| 3PT%               | 2-7   | 28.6%  |
| FT%                | 3-3   | 100%   |
| GM FG%             | 17-27 | 63.0%  |
| 3PT%               | 2-7   | 28.6%  |
| FT%                | 3-3   | 100.0% |

Dead Ball Rebounds: 0, 0

Technical Fouls::NONE

|                  | KU            | OSU           |
|------------------|---------------|---------------|
| Biggest lead     | 4 (1st 14:59) | 10 (1st 2:40) |
| Best Scoring Run | 6(1st 16:58)  | 8(1st 4:27)   |
| Lead Changes     | 8             |               |
| Times Tied       | 2             |               |
| Time with Lead   | 05:33         | 11:34         |

| Points from   | KU | OSU |
|---------------|----|-----|
| Turnovers     | 2  | 6   |
| Paint         | 10 | 24  |
| Second Chance | 6  | 2   |
| Fast Breaks   | 2  | 4   |
| Bench         | 4  | 19  |

|     | Period by Period Scoring |     |     |
|-----|--------------------------|-----|-----|
|     | 1st                      | 2nd | TOT |
| KU  | 30                       | 35  | 65  |
| OSU | 39                       | 46  | 85  |

Game Notes:MSG Sell Out ♦



**Kentucky at Ohio St.**

12/21/24 Madison Square Garden, New York  
2024-25 Men's Basketball

**Game Time:** 5:30 PM  
**Game Duration:** 2:13  
**Attendance:** 19,812

**Officials:** Brian Dorsey, Doug Shows, Patrick Evans

**Period 2**

**Quarter Starters:**

|            |                |              |              |              |               |
|------------|----------------|--------------|--------------|--------------|---------------|
| <b>OSU</b> | 0 Mobley Jr. J | 2 Thornton B | 8 Parrish M  | 13 Stewart S | 21 Royal D    |
| <b>KU</b>  | 00 Oweh O      | 1 Butler L   | 2 Robinson J | 7 Carr A     | 22 Williams A |

| Game Time | OSU  | Score        | Diff      | KU  |
|-----------|--|--------------|-----------|---|
| 20:00     | 12 MAHAFFEY E substitution out   |              |           |   |
| 20:00     | 21 ROYAL D substitution in   |              |           |   |
| 20:00     |  |              |           | 4 BREA K substitution out   |
| 20:00     |  |              |           | 00 OWEH O substitution in   |
| 19:46     | 21 ROYAL D 2pt FG in the paint, driving layup made (2)                       | <b>41-30</b> | <b>11</b> |   |
| 19:30     |  |              |           | 22 WILLIAMS A 2pt FG in the paint, driving layup missed                         |
| 19:30     |  |              |           | 7 CARR A offensive rebound (1)  |
| 19:30     | 13 STEWART S foul personal (3 - 1)   |              |           | 7 CARR A foul drawn (4)   |
| 19:30     | 13 STEWART S substitution out  |              |           |   |
| 19:30     | 4 BRADSHAW A substitution in   |              |           |   |
| 19:09     |  |              |           | 2 ROBINSON J 2pt FG second chance outside the paint, step back jump shot missed |
| 19:07     |  |              |           | offensive rebound (15)  |
| 18:59     |  |              |           | 22 WILLIAMS A 2pt FG second chance in the paint, floating jump shot missed      |
| 18:57     | 8 PARRISH M defensive rebound (3)  |              |           |   |
| 18:45     | 4 BRADSHAW A 2pt FG outside the paint, jump shot made (11)                   | <b>43-30</b> | <b>13</b> |   |
| 18:45     | 21 ROYAL D assist (2)  |              |           |   |
| 18:34     |  |              |           | 00 OWEH O 2pt FG in the paint, driving layup missed                             |
| 18:32     | 8 PARRISH M defensive rebound (4)  |              |           |   |
| 18:21     | 8 PARRISH M 3pt FG , step back jump shot missed                              |              |           |   |
| 18:19     |  |              |           | 22 WILLIAMS A defensive rebound (4)   |
| 18:17     | 0 MOBLEY JR. J steal (1)   |              |           | 22 WILLIAMS A turnover bad pass (1)   |
| 18:14     | 0 MOBLEY JR. J 2pt FG from turnover in the paint, pull up jump shot made (7) | <b>45-30</b> | <b>15</b> |   |
| 18:01     |  | <b>45-32</b> | <b>13</b> | 00 OWEH O 2pt FG in the paint, driving layup made (8)                           |
| 18:01     |  |              |           | 1 BUTLER L assist (3)   |
| 18:01     | 4 BRADSHAW A foul shooting (3 - 2)   |              |           | 00 OWEH O foul drawn (4)  |
| 18:01     | 4 BRADSHAW A substitution out  |              |           |   |
| 18:01     | 13 STEWART S substitution in   |              |           |   |
| 18:01     |  | <b>45-33</b> | <b>12</b> | 00 OWEH O free throw 1 - 1 made (9)   |
| 17:50     | 8 PARRISH M turnover lost ball (3)   |              |           |   |
| 17:39     |  |              |           | 7 CARR A 3pt FG from turnover, jump shot blocked                                |
| 17:39     | 21 ROYAL D block (1)   |              |           |   |
| 17:38     | defensive rebound (16)   |              |           |   |
| 17:19     | 13 STEWART S 2pt FG in the paint, floating jump shot blocked                 |              |           |   |
| 17:19     |  |              |           | 22 WILLIAMS A block (1)   |
| 17:17     |  |              |           | 22 WILLIAMS A defensive rebound (5)   |
| 17:12     | 0 MOBLEY JR. J foul shooting (1 - 3)   |              |           | 00 OWEH O foul drawn (5)  |
| 17:12     |  | <b>45-34</b> | <b>11</b> | 00 OWEH O free throw fast break 1 - 3 made (10)                                 |
| 17:12     |  | <b>45-35</b> | <b>10</b> | 00 OWEH O free throw fast break 2 - 3 made (11)                                 |
| 17:12     | 21 ROYAL D substitution out  |              |           |   |
| 17:12     | 12 MAHAFFEY E substitution in  |              |           |   |
| 17:12     |  | <b>45-36</b> | <b>9</b>  | 00 OWEH O free throw fast break 3 - 3 made (12)                                 |





**Kentucky at Ohio St.**

12/21/24 Madison Square Garden, New York  
2024-25 Men's Basketball

**Game Time:** 5:30 PM  
**Game Duration:** 2:13  
**Attendance:** 19,812

**Officials:** Brian Dorsey, Doug Shows, Patrick Evans

| Game Time | OSU   | Score        | Diff      | KU   |
|-----------|---|--------------|-----------|--|
| 17:00     | 13 STEWART S 2pt FG in the paint, layup missed                                    |              |           |  |
| 16:59     | 13 STEWART S offensive rebound (2)  |              |           |  |
| 16:53     | 2 THORNTON B 2pt FG second chance outside the paint, floating jump shot made (10) | <b>47-36</b> | <b>11</b> |  |
| 16:53     | 2 THORNTON B foul drawn (4)   |              |           | 00 OWEH O foul shooting (2 - 1)                              |
| 16:51     | 2 THORNTON B free throw 1 - 1 missed  |              |           |  |
| 16:50     |   |              |           | 22 WILLIAMS A defensive rebound (6)                          |
| 16:41     |   |              |           | 1 BUTLER L 2pt FG in the paint, driving layup missed         |
| 16:39     | 0 MOBLEY JR. J defensive rebound (2)  |              |           |  |
| 16:25     | 0 MOBLEY JR. J foul drawn (2)   |              |           | 1 BUTLER L foul shooting (3 - 2)                             |
| 16:25     | 0 MOBLEY JR. J free throw 1 - 2 made (8)  | <b>48-36</b> | <b>12</b> |  |
| 16:25     | 0 MOBLEY JR. J free throw 2 - 2 made (9)  | <b>49-36</b> | <b>13</b> |  |
| 16:25     | 0 MOBLEY JR. J substitution out   |              |           |  |
| 16:25     | 6 GLOVER Q substitution in  |              |           |  |
| 16:15     |   | <b>49-38</b> | <b>11</b> | 7 CARR A 2pt FG in the paint, layup made (11)                |
| 16:15     |   |              |           | 1 BUTLER L assist (4)  |
| 16:15     | 13 STEWART S foul shooting (4 - 4)  |              |           | 7 CARR A foul drawn (5)                                      |
| 16:15     | 13 STEWART S substitution out   |              |           |  |
| 16:15     | 25 PARKS A substitution in  |              |           |  |
| 16:15     |   | <b>49-39</b> | <b>10</b> | 7 CARR A free throw 1 - 1 made (12)                          |
| 15:52     | 6 GLOVER Q 2pt FG outside the paint, pull up jump shot made (6)                   | <b>51-39</b> | <b>12</b> |  |
| 15:37     |   |              |           | 1 BUTLER L 3pt FG , jump shot missed                         |
| 15:37     |   |              |           | offensive dead ball rebound (4)                              |
| 15:37     | 8 PARRISH M foul loose ball (2 - 5)   |              |           | 00 OWEH O foul drawn (6)                                     |
| 15:37     | Timeout media   |              |           |  |
| 15:37     |   |              |           | 1 BUTLER L substitution out                                  |
| 15:37     |   |              |           | 22 WILLIAMS A substitution out                               |
| 15:37     |   |              |           | 4 BREA K substitution in                                     |
| 15:37     |   |              |           | 10 GARRISON B substitution in                                |
| 15:25     |   | <b>51-42</b> | <b>9</b>  | 4 BREA K 3pt FG second chance, pull up jump shot made (6)    |
| 14:59     | 12 MAHAFFEY E turnover lost ball (1)  |              |           | 00 OWEH O steal (1)  |
| 14:56     | 12 MAHAFFEY E foul personal (1 - 6)   |              |           | 00 OWEH O foul drawn (7)                                     |
| 14:56     | 12 MAHAFFEY E substitution out  |              |           |  |
| 14:56     | 21 ROYAL D substitution in  |              |           |  |
| 14:54     |   | <b>51-44</b> | <b>7</b>  | 00 OWEH O 2pt FG from turnover in the paint, layup made (14) |
| 14:54     |   |              |           | 7 CARR A assist (2)  |
| 14:54     | 6 GLOVER Q foul shooting (3 - 7)  |              |           | 00 OWEH O foul drawn (8)                                     |
| 14:54     | 8 PARRISH M substitution out  |              |           |  |
| 14:54     | 0 MOBLEY JR. J substitution in  |              |           |  |
| 14:54     |   | <b>51-45</b> | <b>6</b>  | 00 OWEH O free throw 1 - 1 made (15)                         |
| 14:38     | 21 ROYAL D 2pt FG in the paint, driving layup missed                              |              |           |  |
| 14:36     | 21 ROYAL D offensive rebound (3)  |              |           |  |
| 14:36     | 21 ROYAL D 2pt FG second chance in the paint, layup blocked                       |              |           |  |
| 14:36     |   |              |           | 7 CARR A block (1)   |
| 14:33     | 21 ROYAL D offensive rebound (4)  |              |           |  |
| 14:32     | 0 MOBLEY JR. J 3pt FG second chance, jump shot missed                             |              |           |  |
| 14:30     |   |              |           | 2 ROBINSON J defensive rebound (4)                           |
| 14:25     | 21 ROYAL D steal (1)  |              |           | 10 GARRISON B turnover lost ball (1)                         |
| 14:20     | Timeout 30 Sec  |              |           |  |



**Kentucky at Ohio St.**

12/21/24 Madison Square Garden, New York  
2024-25 Men's Basketball

**Game Time:** 5:30 PM  
**Game Duration:** 2:13  
**Attendance:** 19,812

**Officials:** Brian Dorsey, Doug Shows, Patrick Evans

| Game Time | OSU   | Score        | Diff      | KU  |
|-----------|---|--------------|-----------|---|
| 14:20     | 6 GLOVER Q substitution out   |              |           |   |
| 14:20     | 25 PARKS A substitution out   |              |           |   |
| 14:20     | 4 BRADSHAW A substitution in  |              |           |   |
| 14:20     | 12 MAHAFFEY E substitution in                                       |              |           |   |
| 14:01     | 2 THORNTON B 3pt FG from turnover, jump shot made (13)              | <b>54-45</b> | <b>9</b>  |   |
| 14:01     | 0 MOBLEY JR. J assist (3)   |              |           |   |
| 13:41     |   |              |           | 2 ROBINSON J 2pt FG in the paint, layup missed                      |
| 13:38     | 21 ROYAL D defensive rebound (5)                                    |              |           |   |
| 13:36     | 0 MOBLEY JR. J 2pt FG in the paint, pull up jump shot made (11)     | <b>56-45</b> | <b>11</b> |   |
| 13:12     | 12 MAHAFFEY E foul shooting (2 - 8)                                 |              |           | 00 OWEH O foul drawn (9)  |
| 13:12     |   | <b>56-46</b> | <b>10</b> | 00 OWEH O free throw 1 - 2 made (16)                                |
| 13:12     |   |              |           | 2 ROBINSON J substitution out                                       |
| 13:12     |   |              |           | 1 BUTLER L substitution in  |
| 13:12     |   | <b>56-47</b> | <b>9</b>  | 00 OWEH O free throw 2 - 2 made (17)                                |
| 12:59     | 2 THORNTON B 2pt FG outside the paint, floating jump shot made (15) | <b>58-47</b> | <b>11</b> |   |
| 12:59     | 2 THORNTON B foul drawn (5)   |              |           | 00 OWEH O foul shooting (3 - 3)                                     |
| 12:59     | 2 THORNTON B free throw 1 - 1 made (16)                             | <b>59-47</b> | <b>12</b> |   |
| 12:44     |   |              |           | 00 OWEH O 2pt FG in the paint, layup missed                         |
| 12:42     |   |              |           | 00 OWEH O offensive rebound (2)                                     |
| 12:42     |   | <b>59-49</b> | <b>10</b> | 00 OWEH O 2pt FG second chance in the paint, tip-in layup made (19) |
| 12:23     | 2 THORNTON B 3pt FG , pull up jump shot missed                      |              |           |   |
| 12:21     |   |              |           | defensive rebound (21)  |
| 12:21     |   |              |           | 7 CARR A substitution out   |
| 12:21     |   |              |           | 15 ALMONOR A substitution in  |
| 12:11     |   |              |           | 1 BUTLER L 3pt FG , pull up jump shot missed                        |
| 12:08     |   |              |           | 10 GARRISON B offensive rebound (4)                                 |
| 12:03     | 21 ROYAL D foul shooting (3 - 9)                                    |              |           | 1 BUTLER L foul drawn (2)   |
| 12:03     |   | <b>59-50</b> | <b>9</b>  | 1 BUTLER L free throw 1 - 2 made (3)                                |
| 12:03     |   | <b>59-51</b> | <b>8</b>  | 1 BUTLER L free throw 2 - 2 made (4)                                |
| 11:45     | 21 ROYAL D foul drawn (1)   |              |           | 15 ALMONOR A foul shooting (1 - 4)                                  |
| 11:45     | Timeout media   |              |           |   |
| 11:45     |   |              |           | 10 GARRISON B substitution out                                      |
| 11:45     |   |              |           | 15 ALMONOR A substitution out                                       |
| 11:45     |   |              |           | 7 CARR A substitution in  |
| 11:45     |   |              |           | 22 WILLIAMS A substitution in                                       |
| 11:45     | 21 ROYAL D free throw 1 - 2 missed                                  |              |           |   |
| 11:45     | offensive dead ball rebound (1)                                     |              |           |   |
| 11:45     | 21 ROYAL D free throw 2 - 2 made (3)                                | <b>60-51</b> | <b>9</b>  |   |
| 11:30     |   |              |           | 1 BUTLER L 2pt FG in the paint, driving layup missed                |
| 11:28     | defensive rebound (22)  |              |           |   |
| 11:08     | 2 THORNTON B 2pt FG in the paint, pull up jump shot made (18)       | <b>62-51</b> | <b>11</b> |   |
| 10:54     | 4 BRADSHAW A steal (2)  |              |           | 4 BREA K turnover bad pass (1)                                      |
| 10:33     | 0 MOBLEY JR. J 3pt FG from turnover, jump shot missed               |              |           |   |
| 10:30     |   |              |           | 4 BREA K defensive rebound (1)                                      |
| 10:16     |   |              |           | 00 OWEH O 2pt FG in the paint, driving layup missed                 |
| 10:12     | 0 MOBLEY JR. J defensive rebound (3)                                |              |           |   |



**Kentucky at Ohio St.**

12/21/24 Madison Square Garden, New York  
2024-25 Men's Basketball

**Game Time:** 5:30 PM  
**Game Duration:** 2:13  
**Attendance:** 19,812

**Officials:** Brian Dorsey, Doug Shows, Patrick Evans

| Game Time | OSU  | Score        | Diff      | KU   |
|-----------|--|--------------|-----------|--|
| 09:43     | 2 THORNTON B 2pt FG outside the paint, step back jump shot made (20) | <b>64-51</b> | <b>13</b> |  |
| 09:32     |  |              |           | 7 CARR A 2pt FG in the paint, driving layup missed                         |
| 09:31     | defensive rebound (24)   |              |           |  |
| 09:31     |  |              |           | Timeout 30 Sec   |
| 09:31     | 4 BRADSHAW A substitution out  |              |           |  |
| 09:31     | 13 STEWART S substitution in   |              |           |  |
| 09:31     |  |              |           | 00 OWEH O substitution out   |
| 09:31     |  |              |           | 22 WILLIAMS A substitution out   |
| 09:31     |  |              |           | 2 ROBINSON J substitution in   |
| 09:31     |  |              |           | 10 GARRISON B substitution in  |
| 09:15     | 0 MOBLEY JR. J 2pt FG in the paint, driving layup made (13)          | <b>66-51</b> | <b>15</b> |  |
| 08:54     |  |              |           | 7 CARR A 3pt FG , jump shot missed   |
| 08:51     |  |              |           | 1 BUTLER L offensive rebound (2)   |
| 08:48     |  |              |           | 4 BREA K 3pt FG second chance, jump shot missed                            |
| 08:44     |  |              |           | 1 BUTLER L offensive rebound (3)   |
| 08:42     |  |              |           | 1 BUTLER L 2pt FG second chance in the paint, layup missed                 |
| 08:40     |  |              |           | 10 GARRISON B offensive rebound (5)  |
| 08:39     |  |              |           | 10 GARRISON B 2pt FG second chance in the paint, layup missed              |
| 08:37     | 21 ROYAL D defensive rebound (6)                                     |              |           |  |
| 08:20     | 12 MAHAFFEY E turnover lost ball (2)                                 |              |           | 10 GARRISON B steal (1)  |
| 08:11     |  | <b>66-54</b> | <b>12</b> | 2 ROBINSON J 3pt FG from turnover, jump shot made (8)                      |
| 08:11     |  |              |           | 10 GARRISON B assist (1)   |
| 07:48     | 21 ROYAL D 2pt FG in the paint, driving layup missed                 |              |           |  |
| 07:48     |  |              |           | defensive rebound (27)   |
| 07:46     | Timeout media  |              |           |  |
| 07:46     | 13 STEWART S substitution out  |              |           |  |
| 07:46     | 4 BRADSHAW A substitution in   |              |           |  |
| 07:35     |  |              |           | 1 BUTLER L 3pt FG , jump shot missed                                       |
| 07:32     | 12 MAHAFFEY E defensive rebound (1)                                  |              |           |  |
| 07:04     | 2 THORNTON B turnover lost ball (2)                                  |              |           | 1 BUTLER L steal (2)   |
| 07:01     |  | <b>66-56</b> | <b>10</b> | 10 GARRISON B 2pt FG fast break from turnover in the paint, dunk, made (2) |
| 07:01     |  |              |           | 1 BUTLER L assist (5)  |
| 06:38     | 0 MOBLEY JR. J 3pt FG , step back jump shot missed                   |              |           |  |
| 06:36     | 4 BRADSHAW A offensive rebound (2)                                   |              |           |  |
| 06:36     | 4 BRADSHAW A foul drawn (2)  |              |           | 2 ROBINSON J foul shooting (2 - 5)   |
| 06:36     | 4 BRADSHAW A free throw 1 - 2 missed                                 |              |           |  |
| 06:36     | offensive dead ball rebound (2)                                      |              |           |  |
| 06:36     | 0 MOBLEY JR. J substitution out                                      |              |           |  |
| 06:36     | 6 GLOVER Q substitution in   |              |           |  |
| 06:36     |  |              |           | 4 BREA K substitution out  |
| 06:36     |  |              |           | 10 GARRISON B substitution out   |
| 06:36     |  |              |           | 00 OWEH O substitution in  |
| 06:36     |  |              |           | 22 WILLIAMS A substitution in  |
| 06:36     | 4 BRADSHAW A free throw 2 - 2 missed                                 |              |           |  |
| 06:34     | offensive rebound (28)   |              |           |  |
| 06:30     | 21 ROYAL D 2pt FG second chance in the paint, driving layup made (5) | <b>68-56</b> | <b>12</b> |  |



**Kentucky at Ohio St.**

12/21/24 Madison Square Garden, New York  
2024-25 Men's Basketball

**Game Time:** 5:30 PM  
**Game Duration:** 2:13  
**Attendance:** 19,812

**Officials:** Brian Dorsey, Doug Shows, Patrick Evans

| Game Time | OSU   | Score        | Diff      | KU  |
|-----------|---|--------------|-----------|---|
| 06:20     | 21 ROYAL D foul personal (4 - 10)                               |              |           | 7 CARR A foul drawn (6)   |
| 06:20     |   | <b>68-57</b> | <b>11</b> | 7 CARR A free throw 1 - 2 made (13)                             |
| 06:20     | 21 ROYAL D substitution out                                     |              |           |   |
| 06:20     | 0 MOBLEY JR. J substitution in                                  |              |           |   |
| 06:20     |   |              |           | 7 CARR A free throw 2 - 2 missed                                |
| 06:19     |   |              |           | 22 WILLIAMS A offensive rebound (7)                             |
| 06:19     | 12 MAHAFFEY E foul shooting (3 - 11)                            |              |           | 22 WILLIAMS A foul drawn (2)                                    |
| 06:19     |   | <b>68-58</b> | <b>10</b> | 22 WILLIAMS A free throw 1 - 2 made (5)                         |
| 06:19     |   | <b>68-59</b> | <b>9</b>  | 22 WILLIAMS A free throw 2 - 2 made (6)                         |
| 05:59     | 2 THORNTON B 2pt FG in the paint, driving layup blocked         |              |           |   |
| 05:59     |   |              |           | 1 BUTLER L block (1)  |
| 05:56     |   |              |           | 7 CARR A defensive rebound (2)                                  |
| 05:47     | 0 MOBLEY JR. J steal (2)  |              |           | 1 BUTLER L turnover bad pass (3)                                |
| 05:19     | 4 BRADSHAW A 3pt FG from turnover, jump shot missed             |              |           |   |
| 05:17     |   |              |           | 22 WILLIAMS A defensive rebound (8)                             |
| 05:00     |   |              |           | 22 WILLIAMS A 2pt FG in the paint, layup missed                 |
| 04:56     |   |              |           | 7 CARR A offensive rebound (3)                                  |
| 04:56     |   |              |           | 7 CARR A 2pt FG second chance in the paint, tip-in layup missed |
| 04:55     | 12 MAHAFFEY E defensive rebound (2)                             |              |           |   |
| 04:39     | 2 THORNTON B foul drawn (6)                                     |              |           | 1 BUTLER L foul personal (4 - 6)                                |
| 04:34     | 0 MOBLEY JR. J foul drawn (3)                                   |              |           | 2 ROBINSON J foul personal (3 - 7)                              |
| 04:34     | 0 MOBLEY JR. J 1&1 free throw 1 made (14)                       | <b>69-59</b> | <b>10</b> |   |
| 04:34     | 0 MOBLEY JR. J 1&1 free throw 2 made (15)                       | <b>70-59</b> | <b>11</b> |   |
| 04:23     | 4 BRADSHAW A foul shooting (4 - 12)                             |              |           | 2 ROBINSON J foul drawn (1)                                     |
| 04:23     |   | <b>70-60</b> | <b>10</b> | 2 ROBINSON J free throw 1 - 2 made (9)                          |
| 04:23     | 4 BRADSHAW A substitution out                                   |              |           |   |
| 04:23     | 13 STEWART S substitution in                                    |              |           |   |
| 04:23     |   |              |           | 22 WILLIAMS A substitution out                                  |
| 04:23     |   |              |           | 4 BREA K substitution in  |
| 04:23     |   | <b>70-61</b> | <b>9</b>  | 2 ROBINSON J free throw 2 - 2 made (10)                         |
| 03:59     | 6 GLOVER Q 3pt FG , pull up jump shot made (9)                  | <b>73-61</b> | <b>12</b> |   |
| 03:51     |   |              |           | 2 ROBINSON J 3pt FG , pull up jump shot missed                  |
| 03:48     | 13 STEWART S defensive rebound (3)                              |              |           |   |
| 03:30     | 2 THORNTON B foul drawn (7)                                     |              |           | 7 CARR A foul personal (2 - 8)                                  |
| 03:30     | Timeout media   |              |           |   |
| 03:30     | 2 THORNTON B 1&1 free throw 1 made (21)                         | <b>74-61</b> | <b>13</b> |   |
| 03:30     | 2 THORNTON B 1&1 free throw 2 made (22)                         | <b>75-61</b> | <b>14</b> |   |
| 03:18     |   |              |           | 4 BREA K 2pt FG in the paint, floating jump shot missed         |
| 03:16     | 12 MAHAFFEY E defensive rebound (3)                             |              |           |   |
| 02:53     | 6 GLOVER Q 2pt FG outside the paint, step back jump shot missed |              |           |   |
| 02:49     | 13 STEWART S offensive rebound (4)                              |              |           |   |
| 02:36     | 2 THORNTON B foul drawn (8)                                     |              |           | 2 ROBINSON J foul personal (4 - 9)                              |
| 02:36     | 2 THORNTON B 1&1 free throw 1 made (23)                         | <b>76-61</b> | <b>15</b> |   |
| 02:36     | 2 THORNTON B 1&1 free throw 2 made (24)                         | <b>77-61</b> | <b>16</b> |   |
| 02:25     | 12 MAHAFFEY E steal (2)   |              |           | 1 BUTLER L turnover lost ball (4)                               |
| 02:21     | 13 STEWART S foul drawn (2)                                     |              |           | 00 OWEH O foul shooting (4 - 10)                                |
| 02:21     | 13 STEWART S free throw fast break 1 - 2 missed                 |              |           |   |
| 02:21     | offensive dead ball rebound (3)                                 |              |           |   |



**Kentucky at Ohio St.**

12/21/24 Madison Square Garden, New York  
2024-25 Men's Basketball

**Game Time:** 5:30 PM  
**Game Duration:** 2:13  
**Attendance:** 19,812

**Officials:** Brian Dorsey, Doug Shows, Patrick Evans

| Game Time           | OSU   | Score        | Diff      | KU   |
|---------------------|---|--------------|-----------|--|
| 02:21               | 13 STEWART S free throw fast break 2 - 2 missed |              |           |  |
| 02:19               |   |              |           | 7 CARR A defensive rebound (4)                         |
| 02:06               |   |              |           | 00 OWEH O 3pt FG , jump shot missed                    |
| 02:04               | 2 THORNTON B defensive rebound (3)              |              |           |  |
| 01:43               | 2 THORNTON B foul drawn (9)                     |              |           | 1 BUTLER L foul shooting (5 - 11)                      |
| 01:43               |   |              |           | 1 BUTLER L substitution out                            |
| 01:43               |   |              |           | 11 PERRY T substitution in                             |
| 01:43               | 2 THORNTON B free throw 1 - 2 made (25)         | <b>78-61</b> | <b>17</b> |  |
| 01:43               | 2 THORNTON B free throw 2 - 2 made (26)         | <b>79-61</b> | <b>18</b> |  |
| 01:32               |   | <b>79-63</b> | <b>16</b> | 00 OWEH O 2pt FG in the paint, driving layup made (21) |
| 01:31               |   |              |           | Timeout 60 Sec   |
| 01:31               | 13 STEWART S substitution out                   |              |           |  |
| 01:31               | 21 ROYAL D substitution in                      |              |           |  |
| 01:31               |   |              |           | 7 CARR A substitution out                              |
| 01:31               |   |              |           | 11 PERRY T substitution out                            |
| 01:31               |   |              |           | 5 CHANDLER C substitution in                           |
| 01:31               |   |              |           | 10 GARRISON B substitution in                          |
| 01:30               | 21 ROYAL D foul drawn (2)                       |              |           | 5 CHANDLER C foul personal (1 - 12)                    |
| 01:30               | 21 ROYAL D free throw 1 - 2 made (6)            | <b>80-63</b> | <b>17</b> |  |
| 01:30               | 21 ROYAL D free throw 2 - 2 made (7)            | <b>81-63</b> | <b>18</b> |  |
| 01:30               | 21 ROYAL D substitution out                     |              |           |  |
| 01:30               | 13 STEWART S substitution in                    |              |           |  |
| 01:09               |   | <b>81-65</b> | <b>16</b> | 4 BREA K 2pt FG in the paint, driving layup made (8)   |
| 01:01               | 2 THORNTON B foul drawn (10)                    |              |           | 5 CHANDLER C foul personal (2 - 13)                    |
| 01:01               | 2 THORNTON B free throw 1 - 2 made (27)         | <b>82-65</b> | <b>17</b> |  |
| 01:01               | 2 THORNTON B free throw 2 - 2 made (28)         | <b>83-65</b> | <b>18</b> |  |
| 00:47               |   |              |           | 00 OWEH O 2pt FG in the paint, driving layup blocked   |
| 00:47               | 2 THORNTON B block (1)                          |              |           |  |
| 00:44               | 2 THORNTON B defensive rebound (4)              |              |           |  |
| 00:44               | 2 THORNTON B foul drawn (11)                    |              |           | 2 ROBINSON J foul personal (5 - 14)                    |
| 00:44               |   |              |           | 2 ROBINSON J substitution out                          |
| 00:44               |   |              |           | 11 PERRY T substitution in                             |
| 00:44               | 2 THORNTON B free throw 1 - 2 made (29)         | <b>84-65</b> | <b>19</b> |  |
| 00:44               | 2 THORNTON B free throw 2 - 2 made (30)         | <b>85-65</b> | <b>20</b> |  |
| 00:26               |   |              |           | 4 BREA K 3pt FG , jump shot missed                     |
| 00:24               | 6 GLOVER Q defensive rebound (3)                |              |           |  |
| 00:07               | Timeout 30 Sec                                  |              |           |  |
| <b>END OF GAME</b>  |   |              |           |  |
| <b>OSU 85-65 KU</b> |   |              |           |  |



Kentucky at Ohio St.

12/21/24 Madison Square Garden, New York
2024-25 Men's Basketball

Game Time: 5:30 PM
Game Duration: 2:13
Attendance: 19,812

Officials: Brian Dorsey, Doug Shows, Patrick Evans

Kentucky - 35

Table with columns: NO., Name, Min, FG (M-A), 3P (M-A), FT (M-A), Rebounds (OR, DR, TOT), Fouls (PF, FD), TP, AS, TO, ST, Blocks (BS, BA), +/-

Shooting By Period table with columns: 2nd FG%, 3PT%, FT%, GM FG%, 3PT%, FT%

Dead Ball Rebounds: 1, 0

Technical Fouls::NONE

Ohio St. - 46

Table with columns: NO., Name, Min, FG (M-A), 3P (M-A), FT (M-A), Rebounds (OR, DR, TOT), Fouls (PF, FD), TP, AS, TO, ST, Blocks (BS, BA), +/-

Shooting By Period table with columns: 2nd FG%, 3PT%, FT%, GM FG%, 3PT%, FT%

Dead Ball Rebounds: 3, 0

Technical Fouls::NONE

Table with columns: Biggest lead, Best Scoring Run, Lead Changes, Times Tied, Time with Lead

Table with columns: Points from, Turnovers, Paint, Second Chance, Fast Breaks, Bench

Table with columns: Period by Period Scoring (1st, 2nd, TOT) for KU and OSU

Game Notes:MSG Sell Out



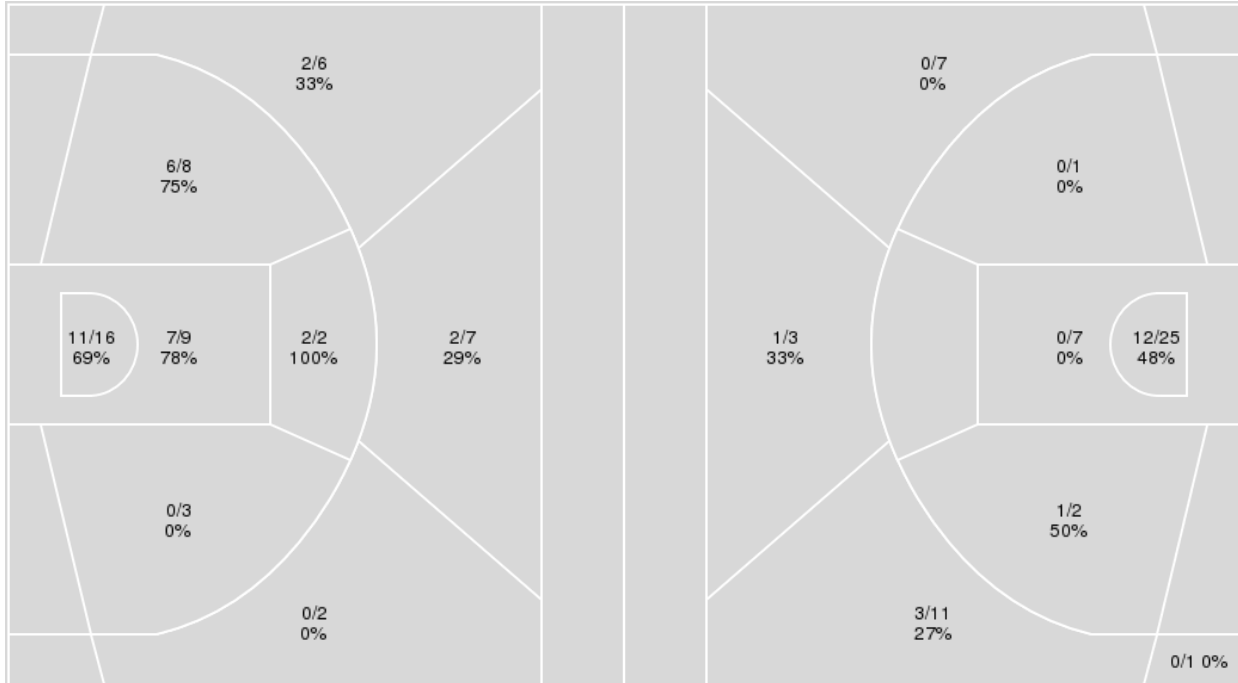
**Officials:** Brian Dorsey, Doug Shows, Patrick Evans

{ Players => All; } FG Types => All; Results => All;

{ Players => All; } FG Types => All; Results => All;

**Ohio St.**

**Kentucky**



| Ohio St.    | M/A   | %  |
|-------------|-------|----|
| Field Goals | 30/53 | 57 |
| 2 Points    | 26/38 | 68 |
| 3 Points    | 4/15  | 27 |
| Free Throws | 21/27 | 78 |

| Kentucky    | M/A   | %  |
|-------------|-------|----|
| Field Goals | 17/57 | 30 |
| 2 Points    | 13/35 | 37 |
| 3 Points    | 4/22  | 18 |
| Free Throws | 27/32 | 84 |



**Kentucky at Ohio St.**

12/21/24 Madison Square Garden, New York  
2024-25 Men's Basketball

**Game Time:** 5:30 PM  
**Game Duration:** 2:13  
**Attendance:** 19,812

**Officials:** Brian Dorsey, Doug Shows, Patrick Evans

**Kentucky**

| No | Name             | Mins  |       | Score   |         | Points Diff |     | Points per Min |      | Assists |     | Rebounds |     | Steals |     | Turnovers |     |
|----|------------------|-------|-------|---------|---------|-------------|-----|----------------|------|---------|-----|----------|-----|--------|-----|-----------|-----|
|    |                  | On    | Off   | On      | Off     | On          | Off | On             | Off  | On      | Off | On       | Off | On     | Off | On        | Off |
| 00 | Otega Oweh       | 30:21 | 09:39 | 47 - 73 | 18 - 12 | -26         | 6   | 1.55           | 1.87 | 6       | 5   | 22       | 10  | 3      | 3   | 9         | 1   |
| 1  | Lamont Butler    | 26:43 | 13:17 | 40 - 49 | 25 - 36 | -9          | -11 | 1.50           | 1.88 | 9       | 2   | 27       | 5   | 5      | 1   | 8         | 2   |
| 2  | Jaxson Robinson  | 31:25 | 08:35 | 59 - 64 | 6 - 21  | -5          | -15 | 1.88           | 0.70 | 11      | 0   | 26       | 6   | 5      | 1   | 6         | 4   |
| 4  | Koby Brea        | 26:40 | 13:20 | 44 - 58 | 21 - 27 | -14         | -6  | 1.65           | 1.57 | 6       | 5   | 19       | 13  | 4      | 2   | 5         | 5   |
| 5  | Collin Chandler  | 06:28 | 33:32 | 7 - 15  | 58 - 70 | -8          | -12 | 1.08           | 1.73 | 1       | 10  | 3        | 29  | 1      | 5   | 3         | 7   |
| 7  | Andrew Carr      | 32:54 | 07:06 | 50 - 66 | 15 - 19 | -16         | -4  | 1.52           | 2.11 | 10      | 1   | 28       | 4   | 6      | 0   | 9         | 1   |
| 10 | Brandon Garrison | 16:44 | 23:16 | 28 - 33 | 37 - 52 | -5          | -15 | 1.67           | 1.59 | 4       | 7   | 13       | 19  | 4      | 2   | 4         | 6   |
| 11 | Travis Perry     | 02:46 | 37:14 | 3 - 11  | 62 - 74 | -8          | -12 | 1.08           | 1.67 | 0       | 11  | 0        | 32  | 0      | 6   | 0         | 10  |
| 15 | Ansley Almonor   | 05:35 | 34:25 | 13 - 13 | 52 - 72 | 0           | -20 | 2.33           | 1.51 | 1       | 10  | 4        | 28  | 0      | 6   | 1         | 9   |
| 22 | Amari Williams   | 20:24 | 19:36 | 34 - 43 | 31 - 42 | -9          | -11 | 1.67           | 1.58 | 7       | 4   | 18       | 14  | 2      | 4   | 5         | 5   |

**Ohio St.**

| No | Name            | Mins  |       | Score   |         | Points Diff |     | Points per Min |      | Assists |     | Rebounds |     | Steals |     | Turnovers |     |
|----|-----------------|-------|-------|---------|---------|-------------|-----|----------------|------|---------|-----|----------|-----|--------|-----|-----------|-----|
|    |                 | On    | Off   | On      | Off     | On          | Off | On             | Off  | On      | Off | On       | Off | On     | Off | On        | Off |
| 0  | John Mobley Jr. | 35:33 | 04:27 | 77 - 49 | 8 - 16  | 28          | -8  | 2.17           | 1.80 | 11      | 1   | 34       | 1   | 8      | 0   | 6         | 1   |
| 2  | Bruce Thornton  | 37:54 | 02:06 | 78 - 61 | 7 - 4   | 17          | 3   | 2.06           | 3.33 | 9       | 3   | 34       | 1   | 8      | 0   | 7         | 0   |
| 4  | Aaron Bradshaw  | 17:45 | 22:15 | 37 - 30 | 48 - 35 | 7           | 13  | 2.09           | 2.16 | 6       | 6   | 16       | 19  | 5      | 3   | 2         | 5   |
| 6  | Ques Glover     | 15:15 | 24:45 | 36 - 29 | 49 - 36 | 7           | 13  | 2.36           | 1.98 | 5       | 7   | 13       | 22  | 3      | 5   | 1         | 6   |
| 8  | Micah Parrish   | 23:18 | 16:42 | 47 - 44 | 38 - 21 | 3           | 17  | 2.02           | 2.28 | 10      | 2   | 16       | 19  | 4      | 4   | 5         | 2   |
| 12 | Evan Mahaffey   | 31:44 | 08:16 | 70 - 48 | 15 - 17 | 22          | -2  | 2.21           | 1.81 | 8       | 4   | 25       | 10  | 6      | 2   | 5         | 2   |
| 13 | Sean Stewart    | 15:25 | 24:35 | 36 - 25 | 49 - 40 | 11          | 9   | 2.34           | 1.99 | 5       | 7   | 14       | 21  | 1      | 7   | 3         | 4   |
| 21 | Devin Royal     | 16:17 | 23:43 | 34 - 29 | 51 - 36 | 5           | 15  | 2.09           | 2.15 | 5       | 7   | 18       | 17  | 3      | 5   | 4         | 3   |
| 25 | Austin Parks    | 06:50 | 33:10 | 10 - 10 | 75 - 55 | 0           | 20  | 1.46           | 2.26 | 1       | 11  | 5        | 30  | 2      | 6   | 2         | 5   |

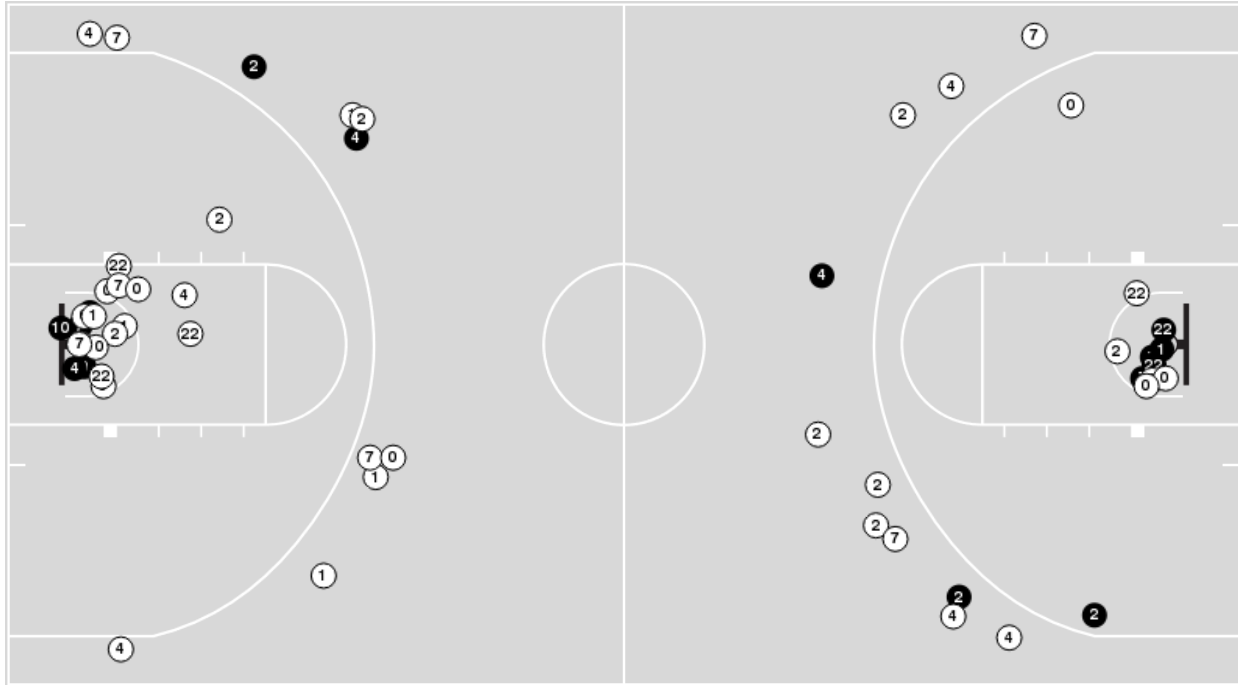




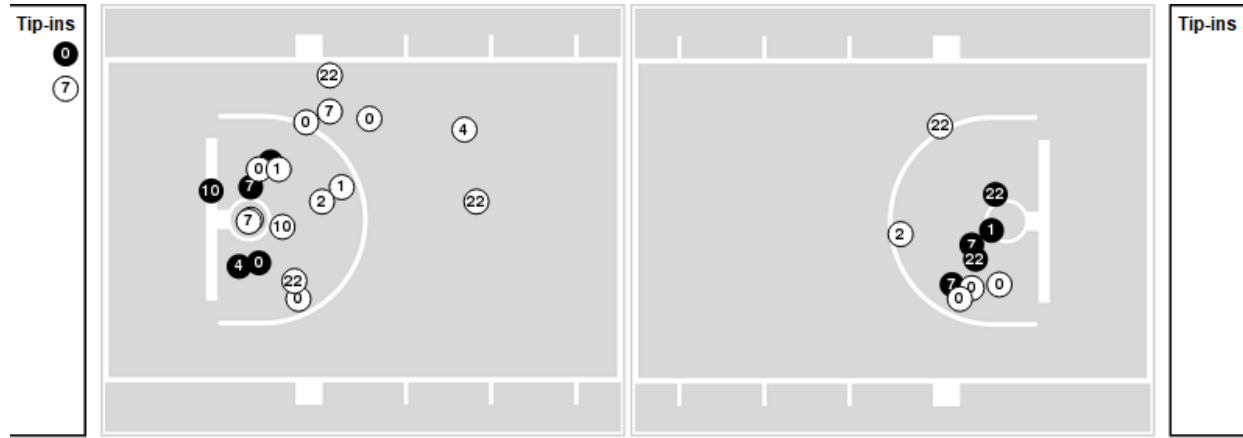
**Officials:** Brian Dorsey, Doug Shows, Patrick Evans

Players => AllFG Types=>AllResults=>All  
**Kentucky**

**All Field Goals**



**Blow Up Chart**



● Made ○ Missed N - Player Number

| Kentucky    | M/A   | %  |
|-------------|-------|----|
| Field Goals | 17/57 | 30 |
| 2 Points    | 13/35 | 37 |
| 3 Points    | 4/22  | 18 |
| Free Throws | 27/32 | 84 |

| Kentucky             | M/A          | %   |
|----------------------|--------------|-----|
| Points in the Paint  | 24 (12 / 32) | 38  |
| Fast Break Points    | 7 (5/5)      | 100 |
| Second Chance Points | 15 (11/17)   | 65  |
| Effective FG%        | 33           |     |

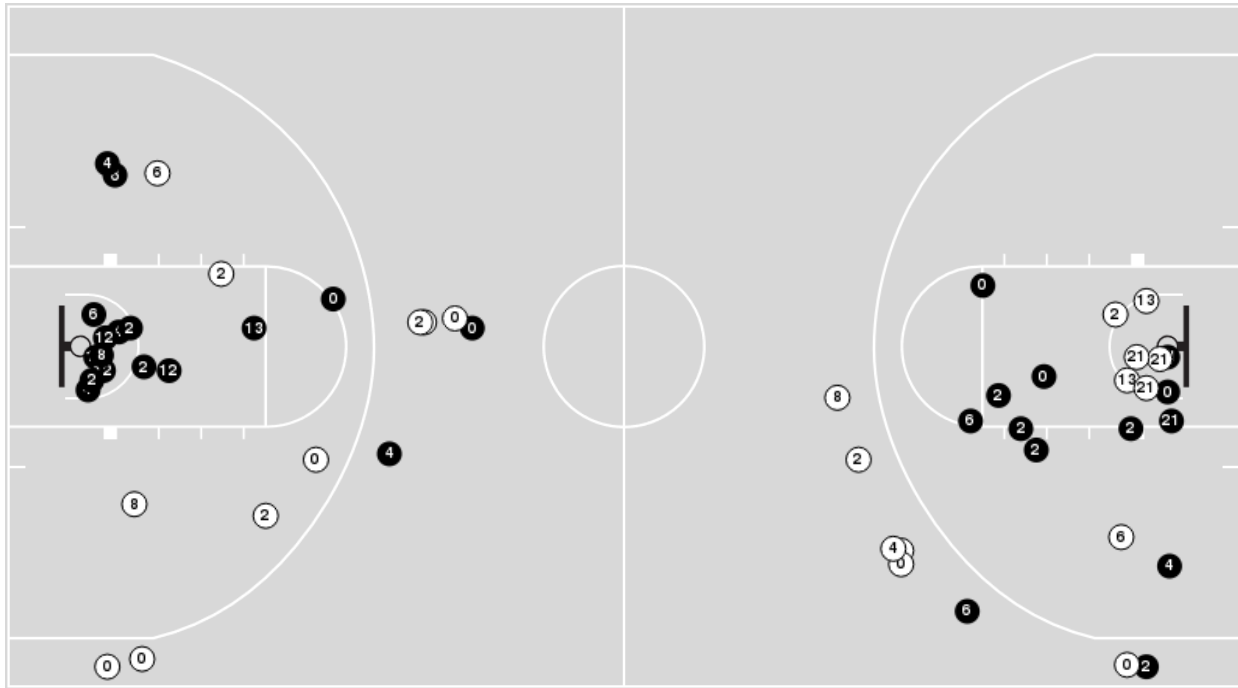


**Officials:** Brian Dorsey, Doug Shows, Patrick Evans

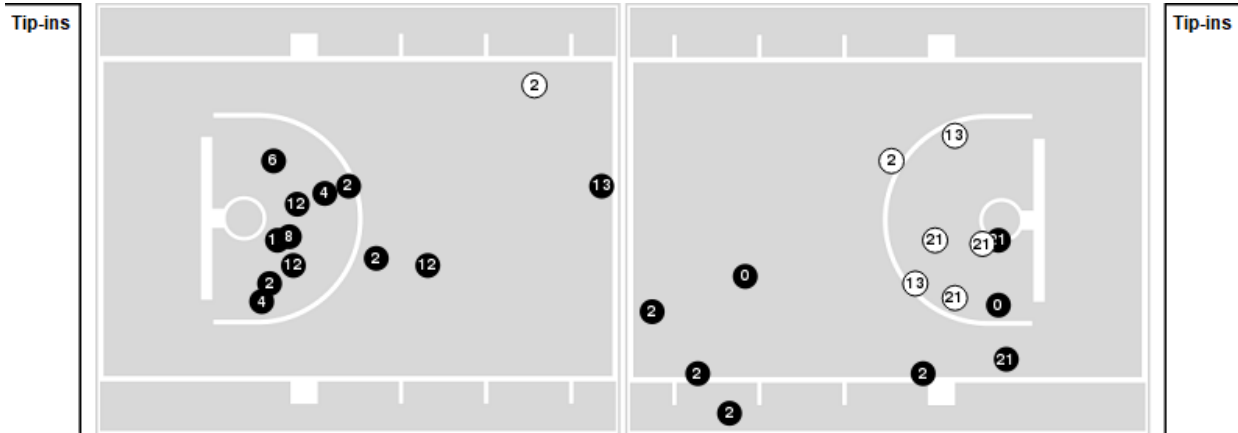
Players => AllFG Types=>AllResults=>All

**Ohio St.**

**All Field Goals**



**Blow Up Chart**



● Made    ○ Missed    N - Player Number

| Ohio St.    | M/A   | %  |
|-------------|-------|----|
| Field Goals | 30/53 | 57 |
| 2 Points    | 26/38 | 68 |
| 3 Points    | 4/15  | 27 |
| Free Throws | 21/27 | 78 |

| Ohio St.             | M/A          | %  |
|----------------------|--------------|----|
| Points in the Paint  | 36 (18 / 25) | 72 |
| Fast Break Points    | 4 (2/4)      | 50 |
| Second Chance Points | 8 (5/10)     | 50 |
| Effective FG%        | 60           |    |



**Kentucky at Ohio St.**

12/21/24 Madison Square Garden, New York  
2024-25 Men's Basketball

**Game Time:** 5:30 PM  
**Game Duration:** 2:13  
**Attendance:** 19,812

**Officials:** Brian Dorsey, Doug Shows, Patrick Evans

**Kentucky**

| Lineup  | Quarter On | Time On | Quarter Off | Time Off | Time on Court | Score | Score Diff | Reb | Stl | Tov | Ass | PPP    |
|---|------------|---------|-------------|----------|---------------|-------|------------|-----|-----|-----|-----|--------|
| 00- Oweh O/ 1- Butler L/ 2- Robinson J/ 7- Carr A/ 22- Williams A/    | 1          | 20:00   | 1           | 15:36    | 04:24         | 8-7   | 1          | 2   | 1   | 0   | 3   | 1.1628 |
| 1- Butler L/ 2- Robinson J/ 4- Brea K/ 7- Carr A/ 10- Garrison B/     | 1          | 15:36   | 1           | 14:49    | 00:47         | 3-0   | 3          | 1   | 0   | 0   | 1   | 2.0833 |
| 00- Oweh O/ 4- Brea K/ 7- Carr A/ 10- Garrison B/ 11- Perry T/        | 1          | 14:49   | 1           | 14:05    | 00:44         | 0-3   | -3         | 0   | 0   | 0   | 0   | 0.0000 |
| 00- Oweh O/ 4- Brea K/ 10- Garrison B/ 11- Perry T/ 15- Almonor A/    | 1          | 14:05   | 1           | 12:59    | 01:06         | 1-4   | -3         | 0   | 0   | 0   | 0   | 0.6944 |
| 00- Oweh O/ 2- Robinson J/ 4- Brea K/ 10- Garrison B/ 15- Almonor A/  | 1          | 12:59   | 1           | 11:36    | 01:23         | 4-2   | 2          | 1   | 0   | 0   | 0   | 2.7778 |
| 1- Butler L/ 2- Robinson J/ 4- Brea K/ 15- Almonor A/ 22- Williams A/ | 1          | 11:36   | 1           | 10:19    | 01:17         | 3-2   | 1          | 1   | 0   | 0   | 1   | 1.2931 |
| 1- Butler L/ 2- Robinson J/ 4- Brea K/ 7- Carr A/ 22- Williams A/     | 1          | 10:19   | 1           | 08:34    | 01:45         | 2-2   | 0          | 2   | 1   | 1   | 0   | 0.5814 |
| 00- Oweh O/ 1- Butler L/ 5- Chandler C/ 7- Carr A/ 10- Garrison B/    | 1          | 08:34   | 1           | 06:14    | 02:20         | 0-4   | -4         | 2   | 1   | 3   | 0   | 0.0000 |
| 00- Oweh O/ 2- Robinson J/ 4- Brea K/ 7- Carr A/ 10- Garrison B/      | 1          | 06:14   | 1           | 04:08    | 02:06         | 1-4   | -3         | 1   | 0   | 0   | 0   | 0.2907 |
| 00- Oweh O/ 2- Robinson J/ 4- Brea K/ 7- Carr A/ 22- Williams A/      | 1          | 04:08   | 1           | 04:08    | 00:00         | 0-0   | 0          | 0   | 0   | 0   | 0   | 0.0000 |
| 00- Oweh O/ 2- Robinson J/ 4- Brea K/ 15- Almonor A/ 22- Williams A/  | 1          | 04:08   | 1           | 02:55    | 01:13         | 3-5   | -2         | 1   | 0   | 1   | 0   | 1.2931 |
| 2- Robinson J/ 4- Brea K/ 5- Chandler C/ 7- Carr A/ 22- Williams A/   | 1          | 02:55   | 1           | 00:17    | 02:37         | 5-5   | 0          | 1   | 0   | 0   | 1   | 1.5060 |
| 1- Butler L/ 2- Robinson J/ 4- Brea K/ 7- Carr A/ 22- Williams A/     | 1          | 00:17   | 2           | 20:00    | 00:17         | 0-1   | -1         | 1   | 0   | 0   | 0   | 0.0000 |
| 00- Oweh O/ 1- Butler L/ 2- Robinson J/ 7- Carr A/ 22- Williams A/    | 2          | 20:00   | 2           | 15:37    | 04:23         | 9-12  | -3         | 5   | 0   | 1   | 2   | 0.8824 |
| 00- Oweh O/ 2- Robinson J/ 4- Brea K/ 7- Carr A/ 10- Garrison B/      | 2          | 15:37   | 2           | 13:12    | 02:25         | 7-5   | 2          | 1   | 1   | 1   | 1   | 1.4344 |
| 00- Oweh O/ 1- Butler L/ 4- Brea K/ 7- Carr A/ 10- Garrison B/        | 2          | 13:12   | 2           | 12:21    | 00:51         | 3-3   | 0          | 2   | 0   | 0   | 0   | 2.0833 |
| 00- Oweh O/ 1- Butler L/ 4- Brea K/ 10- Garrison B/ 15- Almonor A/    | 2          | 12:21   | 2           | 11:45    | 00:36         | 2-0   | 2          | 1   | 0   | 0   | 0   | 2.2727 |
| 00- Oweh O/ 1- Butler L/ 4- Brea K/ 7- Carr A/ 22- Williams A/        | 2          | 11:45   | 2           | 09:31    | 02:14         | 0-5   | -5         | 1   | 0   | 1   | 0   | 0.0000 |
| 1- Butler L/ 2- Robinson J/ 4- Brea K/ 7- Carr A/ 10- Garrison B/     | 2          | 09:31   | 2           | 06:36    | 02:55         | 5-2   | 3          | 4   | 2   | 0   | 2   | 1.2500 |
| 00- Oweh O/ 1- Butler L/ 2- Robinson J/ 7- Carr A/ 22- Williams A/    | 2          | 06:36   | 2           | 04:23    | 02:13         | 4-4   | 0          | 4   | 0   | 1   | 0   | 1.2500 |
| 00- Oweh O/ 1- Butler L/ 2- Robinson J/ 4- Brea K/ 7- Carr A/         | 2          | 04:23   | 2           | 01:43    | 02:40         | 1-7   | -6         | 1   | 0   | 1   | 0   | 0.2252 |
| 00- Oweh O/ 2- Robinson J/ 4- Brea K/ 7- Carr A/ 11- Perry T/         | 2          | 01:43   | 2           | 01:31    | 00:12         | 2-2   | 0          | 0   | 0   | 0   | 0   | 2.0000 |
| 00- Oweh O/ 2- Robinson J/ 4- Brea K/ 5- Chandler C/ 10- Garrison B/  | 2          | 01:31   | 2           | 00:44    | 00:46         | 2-4   | -2         | 0   | 0   | 0   | 0   | 1.0000 |
| 00- Oweh O/ 4- Brea K/ 5- Chandler C/ 10- Garrison B/ 11- Perry T/    | 2          | 00:44   | 2           | 00:00    | 00:44         | 0-2   | -2         | 0   | 0   | 0   | 0   | 0.0000 |



**Kentucky at Ohio St.**

12/21/24 Madison Square Garden, New York  
2024-25 Men's Basketball

**Game Time:** 5:30 PM  
**Game Duration:** 2:13  
**Attendance:** 19,812

**Officials:** Brian Dorsey, Doug Shows, Patrick Evans

**Ohio St.**

| Lineup   | Quarter On | Time On | Quarter Off | Time Off | Time on Court | Score | Score Diff | Reb | Stl | Tov | Ass | PPP    |
|--|------------|---------|-------------|----------|---------------|-------|------------|-----|-----|-----|-----|--------|
| 0- Mobley Jr. J/ 2- Thornton B/ 8- Parrish M/ 13- Stewart S/ 21- Royal D/    | 1          | 20:00   | 1           | 17:46    | 02:14         | 3-3   | 0          | 2   | 0   | 1   | 1   | 1.0000 |
| 0- Mobley Jr. J/ 2- Thornton B/ 4- Bradshaw A/ 8- Parrish M/ 21- Royal D/    | 1          | 17:46   | 1           | 15:36    | 02:10         | 4-5   | -1         | 3   | 0   | 0   | 1   | 1.3333 |
| 0- Mobley Jr. J/ 2- Thornton B/ 4- Bradshaw A/ 8- Parrish M/ 12- Mahaffey E/ | 1          | 15:36   | 1           | 14:49    | 00:47         | 0-3   | -3         | 0   | 0   | 0   | 0   | 0.0000 |
| 0- Mobley Jr. J/ 2- Thornton B/ 8- Parrish M/ 12- Mahaffey E/ 13- Stewart S/ | 1          | 14:49   | 1           | 14:05    | 00:44         | 3-0   | 3          | 1   | 0   | 0   | 1   | 2.0833 |
| 0- Mobley Jr. J/ 6- Glover Q/ 8- Parrish M/ 12- Mahaffey E/ 13- Stewart S/   | 1          | 14:05   | 1           | 12:59    | 01:06         | 4-1   | 3          | 1   | 0   | 0   | 2   | 2.0000 |
| 2- Thornton B/ 6- Glover Q/ 8- Parrish M/ 12- Mahaffey E/ 13- Stewart S/     | 1          | 12:59   | 1           | 11:36    | 01:23         | 2-4   | -2         | 0   | 0   | 0   | 0   | 1.0000 |
| 2- Thornton B/ 6- Glover Q/ 8- Parrish M/ 13- Stewart S/ 21- Royal D/        | 1          | 11:36   | 1           | 11:08    | 00:28         | 2-1   | 1          | 0   | 0   | 0   | 1   | 2.0000 |
| 2- Thornton B/ 6- Glover Q/ 8- Parrish M/ 12- Mahaffey E/ 13- Stewart S/     | 1          | 11:08   | 1           | 10:19    | 00:49         | 0-2   | -2         | 0   | 0   | 0   | 0   | 0.0000 |
| 0- Mobley Jr. J/ 2- Thornton B/ 4- Bradshaw A/ 8- Parrish M/ 12- Mahaffey E/ | 1          | 10:19   | 1           | 07:32    | 02:47         | 4-2   | 2          | 3   | 1   | 1   | 1   | 0.8000 |
| 0- Mobley Jr. J/ 2- Thornton B/ 8- Parrish M/ 12- Mahaffey E/ 25- Parks A/   | 1          | 07:32   | 1           | 06:14    | 01:18         | 2-0   | 2          | 0   | 1   | 1   | 0   | 1.0000 |
| 0- Mobley Jr. J/ 2- Thornton B/ 6- Glover Q/ 12- Mahaffey E/ 25- Parks A/    | 1          | 06:14   | 1           | 04:26    | 01:48         | 4-0   | 4          | 2   | 0   | 0   | 1   | 1.3333 |
| 0- Mobley Jr. J/ 6- Glover Q/ 8- Parrish M/ 12- Mahaffey E/ 25- Parks A/     | 1          | 04:26   | 1           | 04:08    | 00:18         | 0-0   | 0          | 0   | 0   | 0   | 0   | 0.0000 |
| 0- Mobley Jr. J/ 4- Bradshaw A/ 6- Glover Q/ 8- Parrish M/ 12- Mahaffey E/   | 1          | 04:08   | 1           | 03:26    | 00:42         | 3-3   | 0          | 0   | 0   | 0   | 1   | 3.0000 |
| 0- Mobley Jr. J/ 2- Thornton B/ 4- Bradshaw A/ 8- Parrish M/ 12- Mahaffey E/ | 1          | 03:26   | 1           | 02:08    | 01:18         | 4-3   | 1          | 0   | 1   | 0   | 1   | 2.0000 |
| 0- Mobley Jr. J/ 2- Thornton B/ 8- Parrish M/ 12- Mahaffey E/ 25- Parks A/   | 1          | 02:08   | 1           | 00:37    | 01:30         | 2-3   | -1         | 1   | 0   | 0   | 0   | 1.0000 |
| 0- Mobley Jr. J/ 2- Thornton B/ 4- Bradshaw A/ 8- Parrish M/ 12- Mahaffey E/ | 1          | 00:37   | 1           | 00:17    | 00:19         | 1-0   | 1          | 0   | 0   | 0   | 0   | 2.2727 |
| 0- Mobley Jr. J/ 2- Thornton B/ 8- Parrish M/ 12- Mahaffey E/ 13- Stewart S/ | 1          | 00:17   | 2           | 20:00    | 00:17         | 1-0   | 1          | 0   | 0   | 0   | 0   | 2.2727 |
| 0- Mobley Jr. J/ 2- Thornton B/ 8- Parrish M/ 13- Stewart S/ 21- Royal D/    | 2          | 20:00   | 2           | 19:30    | 00:30         | 2-0   | 2          | 0   | 0   | 0   | 0   | 2.0000 |
| 0- Mobley Jr. J/ 2- Thornton B/ 4- Bradshaw A/ 8- Parrish M/ 21- Royal D/    | 2          | 19:30   | 2           | 18:01    | 01:29         | 4-2   | 2          | 2   | 1   | 0   | 1   | 1.3333 |
| 0- Mobley Jr. J/ 2- Thornton B/ 8- Parrish M/ 13- Stewart S/ 21- Royal D/    | 2          | 18:01   | 2           | 17:12    | 00:49         | 0-3   | -3         | 1   | 0   | 1   | 0   | 0.0000 |
| 0- Mobley Jr. J/ 2- Thornton B/ 8- Parrish M/ 12- Mahaffey E/ 13- Stewart S/ | 2          | 17:12   | 2           | 16:25    | 00:47         | 4-1   | 3          | 2   | 0   | 0   | 0   | 1.7241 |
| 2- Thornton B/ 6- Glover Q/ 8- Parrish M/ 12- Mahaffey E/ 13- Stewart S/     | 2          | 16:25   | 2           | 16:15    | 00:10         | 0-2   | -2         | 0   | 0   | 0   | 0   | 0.0000 |
| 2- Thornton B/ 6- Glover Q/ 8- Parrish M/ 12- Mahaffey E/ 25- Parks A/       | 2          | 16:15   | 2           | 14:56    | 01:19         | 2-4   | -2         | 0   | 0   | 1   | 0   | 1.0000 |
| 2- Thornton B/ 6- Glover Q/ 8- Parrish M/ 21- Royal D/ 25- Parks A/          | 2          | 14:56   | 2           | 14:54    | 00:02         | 0-2   | -2         | 0   | 0   | 0   | 0   | 0.0000 |
| 0- Mobley Jr. J/ 2- Thornton B/ 6- Glover Q/ 21- Royal D/ 25- Parks A/       | 2          | 14:54   | 2           | 14:20    | 00:34         | 0-1   | -1         | 2   | 1   | 0   | 0   | 0.0000 |
| 0- Mobley Jr. J/ 2- Thornton B/ 4- Bradshaw A/ 12- Mahaffey E/ 21- Royal D/  | 2          | 14:20   | 2           | 09:31    | 04:49         | 13-6  | 7          | 4   | 1   | 0   | 1   | 1.5625 |
| 0- Mobley Jr. J/ 2- Thornton B/ 12- Mahaffey E/ 13- Stewart S/ 21- Royal D/  | 2          | 09:31   | 2           | 07:46    | 01:45         | 2-3   | -1         | 1   | 0   | 1   | 0   | 0.6667 |
| 0- Mobley Jr. J/ 2- Thornton B/ 4- Bradshaw A/ 12- Mahaffey E/ 21- Royal D/  | 2          | 07:46   | 2           | 06:36    | 01:10         | 0-2   | -2         | 2   | 0   | 1   | 0   | 0.0000 |
| 2- Thornton B/ 4- Bradshaw A/ 6- Glover Q/ 12- Mahaffey E/ 21- Royal D/      | 2          | 06:36   | 2           | 06:20    | 00:16         | 2-1   | 1          | 1   | 0   | 0   | 0   | 4.5455 |
| 0- Mobley Jr. J/ 2- Thornton B/ 4- Bradshaw A/ 6- Glover Q/ 12- Mahaffey E/  | 2          | 06:20   | 2           | 04:23    | 01:57         | 2-3   | -1         | 1   | 1   | 0   | 0   | 0.6944 |
| 0- Mobley Jr. J/ 2- Thornton B/ 6- Glover Q/ 12- Mahaffey E/ 13- Stewart S/  | 2          | 04:23   | 2           | 01:31    | 02:52         | 9-3   | 6          | 4   | 1   | 0   | 0   | 1.9912 |
| 0- Mobley Jr. J/ 2- Thornton B/ 6- Glover Q/ 12- Mahaffey E/ 21- Royal D/    | 2          | 01:31   | 2           | 01:30    | 00:01         | 2-0   | 2          | 0   | 0   | 0   | 0   | 2.2727 |
| 0- Mobley Jr. J/ 2- Thornton B/ 6- Glover Q/ 12- Mahaffey E/ 13- Stewart S/  | 2          | 01:30   | 2           | 00:00    | 01:30         | 4-2   | 2          | 2   | 0   | 0   | 0   | 2.2727 |



**Kentucky at Ohio St.**

12/21/24 Madison Square Garden, New York  
2024-25 Men's Basketball

Officials: Brian Dorsey, Doug Shows, Patrick Evans

**Kentucky**

| Lineup  | Time  | Score | Score Diff | Pts/Min | Reb | Stl | Tov | Ass | PPP    |
|---|-------|-------|------------|---------|-----|-----|-----|-----|--------|
| 00- Oweh O/ 1- Butler L/ 2- Robinson J/ 7- Carr A/ 22- Williams A/    | 11:00 | 21-23 | -2         | 1.9091  | 11  | 1   | 2   | 5   | 1.0355 |
| 00- Oweh O/ 2- Robinson J/ 4- Brea K/ 7- Carr A/ 10- Garrison B/      | 04:31 | 8-9   | -1         | 1.7712  | 2   | 1   | 1   | 1   | 0.9615 |
| 1- Butler L/ 2- Robinson J/ 4- Brea K/ 7- Carr A/ 10- Garrison B/     | 03:42 | 8-2   | 6          | 2.1622  | 5   | 2   | 0   | 3   | 1.4706 |
| 00- Oweh O/ 1- Butler L/ 2- Robinson J/ 4- Brea K/ 7- Carr A/         | 02:40 | 1-7   | -6         | 0.3750  | 1   | 0   | 1   | 0   | 0.2252 |
| 2- Robinson J/ 4- Brea K/ 5- Chandler C/ 7- Carr A/ 22- Williams A/   | 02:37 | 5-5   | 0          | 1.9072  | 1   | 0   | 0   | 1   | 1.5060 |
| 00- Oweh O/ 1- Butler L/ 5- Chandler C/ 7- Carr A/ 10- Garrison B/    | 02:20 | 0-4   | -4         | 0.0000  | 2   | 1   | 3   | 0   | 0.0000 |
| 00- Oweh O/ 1- Butler L/ 4- Brea K/ 7- Carr A/ 22- Williams A/        | 02:14 | 0-5   | -5         | 0.0000  | 1   | 0   | 1   | 0   | 0.0000 |
| 1- Butler L/ 2- Robinson J/ 4- Brea K/ 7- Carr A/ 22- Williams A/     | 02:02 | 2-3   | -1         | 0.9780  | 3   | 1   | 1   | 0   | 0.5814 |
| 00- Oweh O/ 2- Robinson J/ 4- Brea K/ 10- Garrison B/ 15- Almonor A/  | 01:23 | 4-2   | 2          | 2.8916  | 1   | 0   | 0   | 0   | 2.7778 |
| 1- Butler L/ 2- Robinson J/ 4- Brea K/ 15- Almonor A/ 22- Williams A/ | 01:17 | 3-2   | 1          | 2.3377  | 1   | 0   | 0   | 1   | 1.2931 |
| 00- Oweh O/ 2- Robinson J/ 4- Brea K/ 15- Almonor A/ 22- Williams A/  | 01:13 | 3-5   | -2         | 2.4658  | 1   | 0   | 1   | 0   | 1.2931 |
| 00- Oweh O/ 4- Brea K/ 10- Garrison B/ 11- Perry T/ 15- Almonor A/    | 01:06 | 1-4   | -3         | 0.9091  | 0   | 0   | 0   | 0   | 0.6944 |
| 00- Oweh O/ 1- Butler L/ 4- Brea K/ 7- Carr A/ 10- Garrison B/        | 00:51 | 3-3   | 0          | 3.5294  | 2   | 0   | 0   | 0   | 2.0833 |
| 00- Oweh O/ 2- Robinson J/ 4- Brea K/ 5- Chandler C/ 10- Garrison B/  | 00:46 | 2-4   | -2         | 2.5641  | 0   | 0   | 0   | 0   | 1.0000 |
| 00- Oweh O/ 4- Brea K/ 5- Chandler C/ 10- Garrison B/ 11- Perry T/    | 00:44 | 0-2   | -2         | 0.0000  | 0   | 0   | 0   | 0   | 0.0000 |
| 00- Oweh O/ 4- Brea K/ 7- Carr A/ 10- Garrison B/ 11- Perry T/        | 00:44 | 0-3   | -3         | 0.0000  | 0   | 0   | 0   | 0   | 0.0000 |
| 00- Oweh O/ 1- Butler L/ 4- Brea K/ 10- Garrison B/ 15- Almonor A/    | 00:36 | 2-0   | 2          | 3.3333  | 1   | 0   | 0   | 0   | 2.2727 |
| 00- Oweh O/ 2- Robinson J/ 4- Brea K/ 7- Carr A/ 11- Perry T/         | 00:12 | 2-2   | 0          | 10.0000 | 0   | 0   | 0   | 0   | 2.0000 |
| 00- Oweh O/ 2- Robinson J/ 4- Brea K/ 7- Carr A/ 22- Williams A/      | 00:00 | 0-0   | 0          | NaN     | 0   | 0   | 0   | 0   | 0.0000 |



**Kentucky at Ohio St.**

12/21/24 Madison Square Garden, New York  
2024-25 Men's Basketball

**Game Time:** 5:30 PM  
**Game Duration:** 2:13  
**Attendance:** 19,812

**Officials:** Brian Dorsey, Doug Shows, Patrick Evans

**Ohio St.**

| Lineup   | Time  | Score | Score Diff | Pts/Min  | Reb | Stl | Tov | Ass | PPP    |
|--|-------|-------|------------|----------|-----|-----|-----|-----|--------|
| 0- Mobley Jr. J/ 2- Thornton B/ 4- Bradshaw A/ 12- Mahaffey E/ 21- Royal D/  | 05:59 | 13-8  | 5          | 2.1727   | 6   | 1   | 1   | 1   | 1.3320 |
| 0- Mobley Jr. J/ 2- Thornton B/ 4- Bradshaw A/ 8- Parrish M/ 12- Mahaffey E/ | 05:11 | 9-8   | 1          | 1.7330   | 3   | 2   | 1   | 2   | 1.0664 |
| 0- Mobley Jr. J/ 2- Thornton B/ 6- Glover Q/ 12- Mahaffey E/ 13- Stewart S/  | 04:22 | 13-5  | 8          | 2.9771   | 6   | 1   | 0   | 0   | 2.0701 |
| 0- Mobley Jr. J/ 2- Thornton B/ 4- Bradshaw A/ 8- Parrish M/ 21- Royal D/    | 03:39 | 8-7   | 1          | 2.1918   | 5   | 1   | 0   | 2   | 1.3333 |
| 0- Mobley Jr. J/ 2- Thornton B/ 8- Parrish M/ 13- Stewart S/ 21- Royal D/    | 03:33 | 5-6   | -1         | 1.4085   | 3   | 0   | 2   | 1   | 0.8333 |
| 0- Mobley Jr. J/ 2- Thornton B/ 8- Parrish M/ 12- Mahaffey E/ 25- Parks A/   | 02:48 | 4-3   | 1          | 1.4226   | 1   | 1   | 1   | 0   | 1.0000 |
| 2- Thornton B/ 6- Glover Q/ 8- Parrish M/ 12- Mahaffey E/ 13- Stewart S/     | 02:22 | 2-8   | -6         | 0.8451   | 0   | 0   | 0   | 0   | 0.6667 |
| 0- Mobley Jr. J/ 2- Thornton B/ 4- Bradshaw A/ 6- Glover Q/ 12- Mahaffey E/  | 01:57 | 2-3   | -1         | 1.0256   | 1   | 1   | 0   | 0   | 0.6944 |
| 0- Mobley Jr. J/ 2- Thornton B/ 8- Parrish M/ 12- Mahaffey E/ 13- Stewart S/ | 01:48 | 8-1   | 7          | 4.4158   | 3   | 0   | 0   | 1   | 1.9048 |
| 0- Mobley Jr. J/ 2- Thornton B/ 6- Glover Q/ 12- Mahaffey E/ 25- Parks A/    | 01:48 | 4-0   | 4          | 2.2222   | 2   | 0   | 0   | 1   | 1.3333 |
| 0- Mobley Jr. J/ 2- Thornton B/ 12- Mahaffey E/ 13- Stewart S/ 21- Royal D/  | 01:45 | 2-3   | -1         | 1.1429   | 1   | 0   | 1   | 0   | 0.6667 |
| 2- Thornton B/ 6- Glover Q/ 8- Parrish M/ 12- Mahaffey E/ 25- Parks A/       | 01:19 | 2-4   | -2         | 1.5190   | 0   | 0   | 1   | 0   | 1.0000 |
| 0- Mobley Jr. J/ 6- Glover Q/ 8- Parrish M/ 12- Mahaffey E/ 13- Stewart S/   | 01:06 | 4-1   | 3          | 3.6364   | 1   | 0   | 0   | 2   | 2.0000 |
| 0- Mobley Jr. J/ 4- Bradshaw A/ 6- Glover Q/ 8- Parrish M/ 12- Mahaffey E/   | 00:42 | 3-3   | 0          | 4.2857   | 0   | 0   | 0   | 1   | 3.0000 |
| 0- Mobley Jr. J/ 2- Thornton B/ 6- Glover Q/ 21- Royal D/ 25- Parks A/       | 00:34 | 0-1   | -1         | 0.0000   | 2   | 1   | 0   | 0   | 0.0000 |
| 2- Thornton B/ 6- Glover Q/ 8- Parrish M/ 13- Stewart S/ 21- Royal D/        | 00:28 | 2-1   | 1          | 4.2857   | 0   | 0   | 0   | 1   | 2.0000 |
| 0- Mobley Jr. J/ 6- Glover Q/ 8- Parrish M/ 12- Mahaffey E/ 25- Parks A/     | 00:18 | 0-0   | 0          | 0.0000   | 0   | 0   | 0   | 0   | 0.0000 |
| 2- Thornton B/ 4- Bradshaw A/ 6- Glover Q/ 12- Mahaffey E/ 21- Royal D/      | 00:16 | 2-1   | 1          | 7.5000   | 1   | 0   | 0   | 0   | 4.5455 |
| 2- Thornton B/ 6- Glover Q/ 8- Parrish M/ 21- Royal D/ 25- Parks A/          | 00:02 | 0-2   | -2         | 0.0000   | 0   | 0   | 0   | 0   | 0.0000 |
| 0- Mobley Jr. J/ 2- Thornton B/ 6- Glover Q/ 12- Mahaffey E/ 21- Royal D/    | 00:01 | 2-0   | 2          | 120.0000 | 0   | 0   | 0   | 0   | 2.2727 |