

[AMS 2453/LM XB403](#)

**DAILY ESTIMATED CUTOUT VALUES**

	<u>Choice</u> <u>600-900#</u>	<u>Select</u> <u>600-900#</u>	<b>Choice/Select Spread</b>
Current Cutout Values:	315.85	285.91	29.94
Change from prior day:	(-4.84)	1.80	
Primal Rib	596.04	476.07	
Primal Chuck	255.60	246.56	
Primal Round	258.12	259.04	
Primal Loin	390.27	326.69	
Primal Brisket	267.11	260.30	
Primal Short Plate	189.71	189.71	
Primal Flank	146.67	148.79	
			<b>Load Count:</b>
			Total 107
			Choice 66
			Select 19
			Trimming 9
			Grinds 13

Fresh 50% Trimmings 9 Loads @ 77.46

[AMS 2829/NW LS441](#)

**USDA BY-PRODUCT DROP VALUE (STEER) - DAILY**

11.37 Change: UNCH

[AMS 2466/LM CT100](#)

**5 AREA WEEKLY ACCUMULATED WEIGHTED AVG CATTLE PRICE**

*As of 10:00 am*

	<u>Head Count</u>	<u>Avg Weight</u>	<u>Avg Price</u>
Live Steer	17,237	1,542	194.93
Live Heifer	4,281	1,377	194.65
Dressed Steer	4,797	983	305.67
Dressed Heifer	761	845	305.00

[AMS 3208/SJ LS710](#)

**DAILY CATTLE SLAUGHTER**

	<u>Friday</u>	<u>Saturday</u>
<b>Today</b>	117,000	15,000
Week Ago	115,000	5,000
Year Ago (act)	118,302	7,533
Week to Date	602,000	617,000
Same Period Last Week	604,000	609,000
Same Period Last Year	613,503	621,036
<b>Previous Day</b>	<b>Steer and Heifer</b> 97,000	<b>Cow and Bull</b> 24,000

[AMS 3209/SJ LS712](#)

**BEEF PRODUCTION**

	<u>12/14/2024</u> (Estimate)	<u>Last Week</u> (Estimate)	<u>Last Year</u> (Actual)
Slaughter	617,000	609,000	621,000
Live Weights	1430	1429	1403
Dressed Weights	869	868	848
Beef Production (millions of pounds)	534.7	527.2	525.5

[AMS 2825/NW LS410](#)

**USDA BEEF CARCASS PRICE EQUIVALENT INDEX VALUE**

	<u>Choice</u> <u>600-900#</u>	<u>Select</u> <u>600-900#</u>	<u>Dressing percent:</u>	
			<u>Steer</u>	<u>Heifer</u>
Change	(-2.38)	0.95	63.26	63.25

[AMS 2455/LM XB405](#)

**USDA NATIONAL CUTTER COW CARCASS CUTOUT**

255.11 (-0.04) 90% lean: 318.86

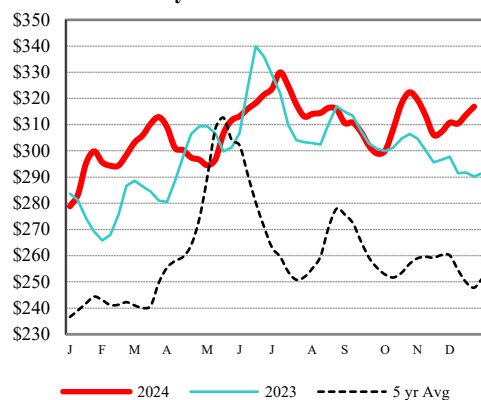
[CME LIVE CATTLE](#)

	<u>High</u>	<u>Low</u>	<u>Change</u>	<u>Settle</u>
APR	N/A			
JUN	N/A			
AUG	N/A			

[CME FEEDER CATTLE](#)

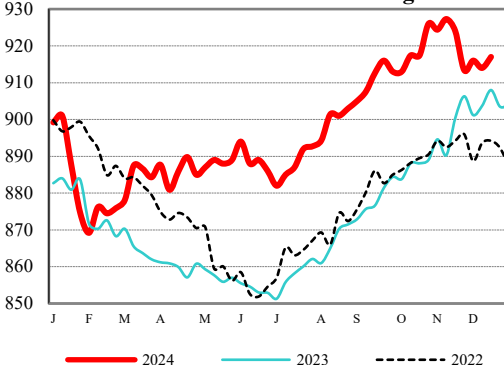
	<u>High</u>	<u>Low</u>	<u>Change</u>	<u>Settle</u>
APR	N/A			
MAY	N/A			
AUG	N/A			

**Weekly Choice Cutout**



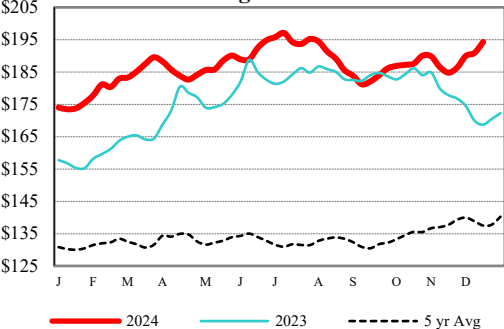
— 2024 — 2023 - - - 5 yr Avg

**LMR Steer/Heifer Dressed Weights**



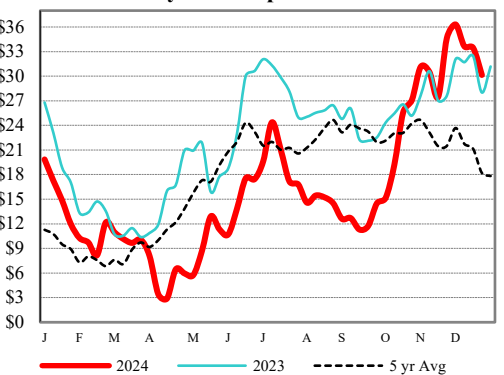
— 2024 — 2023 - - - 2022

**5 Area Weekly Wtd Avg Steer Price**



— 2024 — 2023 - - - 5 yr Avg

**Weekly Ch/Se Spread**



— 2024 — 2023 - - - 5 yr Avg

**USDA Livestock, Poultry & Grain Market News**

Des Moines, Iowa | PH 515-284-4460

Email: [Desm.LPGMN@usda.gov](mailto:Desm.LPGMN@usda.gov)

<https://mymarketnews.ams.usda.gov/viewReport/2870>

[USDA AMS Livestock, Poultry & Grain Market News](#)