

DAILY DIRECT HOGS PLANT DELIVERED as of 1:30 PM

Negotiated Barrow and Gilt:	Carcass Base Price	Live Price
<u>NATIONAL - AMS 2675/LM_HG203:</u>		
Range:	\$70.00 \$79.00	* *
Weighted Average:	\$78.51	*
Change from Prior Day:	(-\$0.38)	*
Head Count:	6,087	352
<u>IOWA/MINNESOTA - AMS 2675/LM_HG206:</u>		
Weighted Average:	\$78.72	*
Change from Prior Day:	(-\$0.19)	*
<u>WESTERN CORNBELT - AMS 2675/LM_HG212:</u>		
Weighted Average:	\$78.59	*
Change from Prior Day:	(-\$0.32)	*
<u>EASTERN CORNBELT - AMS 2675/LM_HG210:</u>		
Weighted Average:	*	*
Change from Prior Day:	*	*

*Price not reported due to confidentiality.

NATIONAL DAILY PORK REPORT FOB PLANT - AMS 2498/LM_PK602:

Carcass Cutout Values	90.53	Change:	2.13
Primal Loin	79.77		1.76
Primal Butt	111.47		0.23
Primal Picnic	67.2		2.35
Primal Rib	140.36		(-1.65)
Primal Ham	80.76		3.48
Primal Belly	130.6		1.58
Total Loads	418.42		
Pork Cuts	379.46	Lds	
Trim/Process Pork	38.95	Lds	

DAILY HOG SLAUGHTER UNDER FIS - AMS 3208/SJ_LS710

Today (est)	490,000
Week Ago (est)	0
Year Ago (act)	475,721
Week to Date (est)	1,424,000
Same Period Last Week (est)	892,000
Same Period Last Year (act)	1,319,643

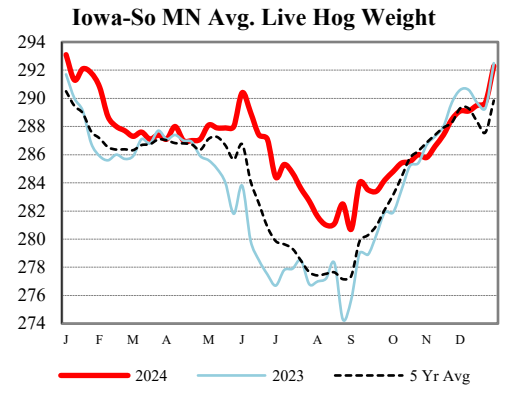
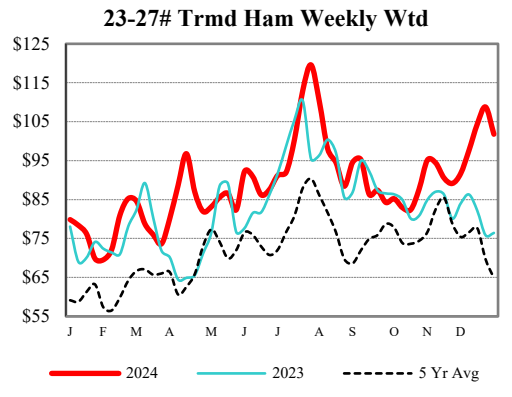
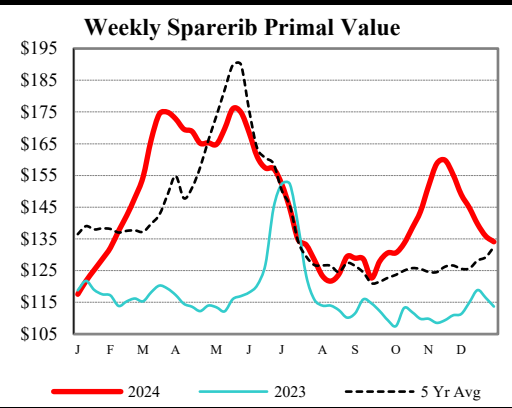
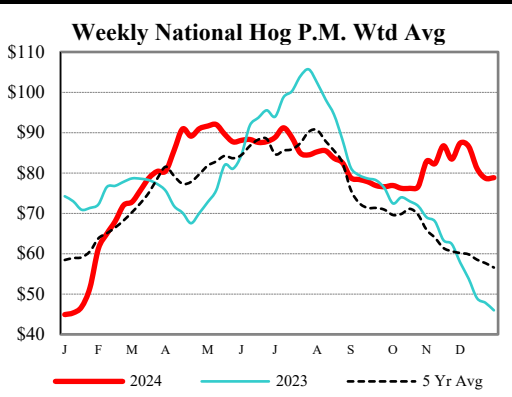
National Daily Direct Hog Prior Day Report - Slaughtered Swine - AMS 2511/LM_HG201

Producer Sold:	NEG	OMF	SPMF	OPA	Total
Head Count	2,089	30,101	124,455	79,443	236,293
Carcass Base Price	79.53	77.37	79.83	79.90	79.54
Average Net Price	77.74	79.21	80.85	81.08	80.70

Negotiated Formula included in total *Price not reported due to confidentiality.

IOWA-SOUTHERN MINNESOTA WEEKLY AVERAGE WEIGHT - AMS 2840/NW_LS720

For Week Ending Sat,	Head	Average
Jan 04, 2025	Count	Weight
	<u>Ending</u>	
	1/4/2025	706,000 293.2
Week Ago:	12/28/2024	672,000 292.3
Year Ago:	1/6/2024	771,000 293.1



USDA Livestock, Poultry & Grain Market News
Des Moines, Iowa | PH 515-284-4460
Email: Desm.LPGMN@usda.gov
<https://mymarketnews.ams.usda.gov/viewReport/2872>
USDA AMS Livestock, Poultry & Grain Market News