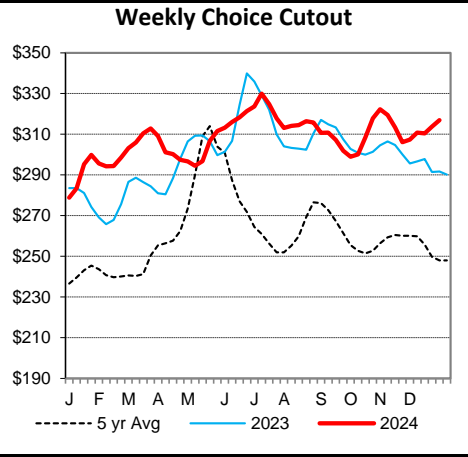
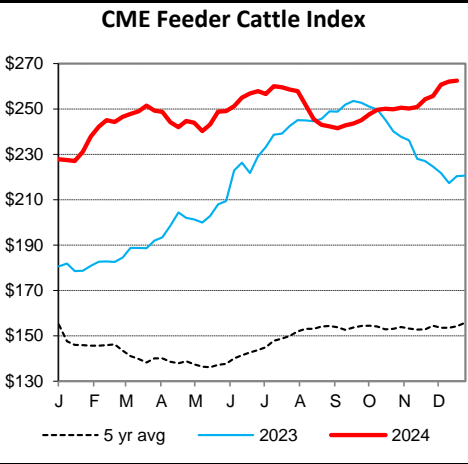


**AUCTION SUMMARY**

<a href="#">AMS 1850</a>		4,773		Thursday	
<b>Ogallala Livestock Auction</b>					
Ogallala, NE					
Feeder Steers	300-400 lbs	432.50-477.50	Feeder Heifers	400-500 lbs	360.00-398.00
Medium &	400-500 lbs	377.00-424.00	Medium &	500-600 lbs	282.50-342.00
Large #1	500-600 lbs	320.00-378.00	Large #1	600-700 lbs	245.00-284.50
	600-700 lbs	291.50-312.50		700-800 lbs	242.50-261.00
	700-800 lbs	268.00-289.00		800-900 lbs	237.00

<a href="#">AMS 2022</a>		4,250		Thursday	
<b>Mitchell Livestock Auction</b>					
Mitchell, SD					
Feeder Steers	400-500 lbs	355.00-404.00	Feeder Heifers	500-600 lbs	281.00-312.00
Medium &	500-600 lbs	320.00-359.50	Medium &	600-700 lbs	252.00-277.00
Large #1	600-700 lbs	276.00-314.00	Large #1	700-800 lbs	231.00-250.50
	700-800 lbs	256.00-281.00		800-900 lbs	230.50-239.00
	800-900 lbs	258.00-267.50		900-1000 lbs	217.85-237.75

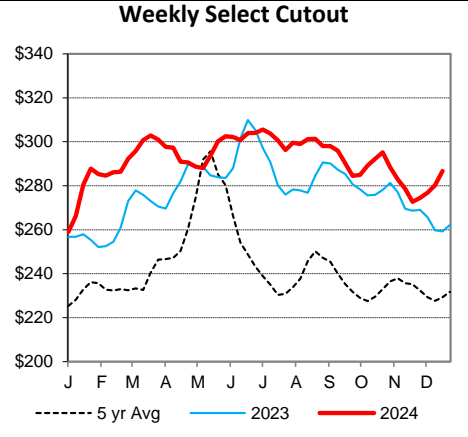
<a href="#">AMS 1856</a>		3,766		Thursday	
<b>Valentine Livestock Auction</b>					
Valentine, NE					
Feeder Steers	300-400 lbs	442.50-452.50	Feeder Heifers	300-400 lbs	360.00-410.00
Medium &	400-500 lbs	400.00-447.00	Medium &	400-500 lbs	330.00-360.00
Large #1	500-600 lbs	327.00-394.00	Large #1	500-600 lbs	295.00-349.00
	600-700 lbs	304.00-346.00		600-700 lbs	275.00-301.00
	700-800 lbs	290.50-305.75		700-800 lbs	257.50



CHICAGO MERCANTILE EXCHANGE LIVESTOCK FUTURES SETTLEMENT					
Live Cattle			Feeder Cattle		
		Change			Change
Dec	191.325	0.975	Jan	255.600	1.125
Feb	188.400	1.850	Mar	255.825	1.250
Apr	190.125	1.525	Apr	256.750	1.300

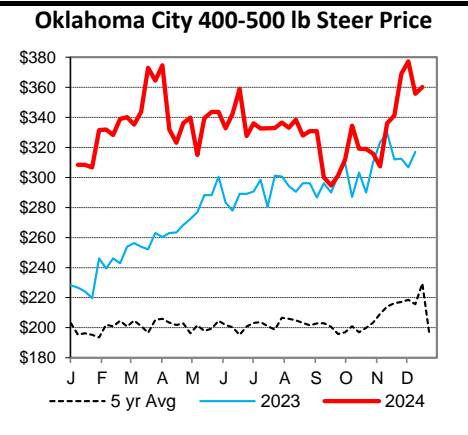
CHICAGO BOARD OF TRADE GRAIN FUTURES SETTLEMENTS					
Corn			Soybeans		
		Change			Change
Mar	4.4625	0.0550	Jan	9.7450	0.1150
May	4.5175	0.0550	Mar	9.7925	0.1275
Jul	4.5450	0.0525	May	9.8800	0.1300

KANSAS CITY BOARD OF TRADE			Wheat		
		Change			Change
Mar	5.4475	0.0150	Mar	5.4475	0.0150
May	5.5250	0.0150	May	5.5250	0.0150
Jul	5.6075	0.0175	Jul	5.6075	0.0175



<a href="#">AMS 2466</a>		Friday	
5 AREA WKLY ACCUMULATED WTD AVG SLAUGHTER CATTLE PRICE			
	Head Count	Avg Weight	Avg Price
Live Steer	17,237	1,542	194.93
Live Heifer	4,281	1,377	194.65
Dressed Steer	4,797	983	305.67
Dressed Heifer	761	845	305.00

<a href="#">AMS 2453</a>		Friday	
DAILY ESTIMATED BOXED BEEF CUTOUT VALUES			
Choice	Select	Choice Cuts	66 loads
600-900#	600-900#	Select Cuts	19 loads
315.85	285.91	Trimming	9 loads
(4.84)	1.80	Grinds	13 loads



<a href="#">AMS 3208</a>		Thursday	
ESTD DAILY CATTLE SLAUGHTER			
Friday	117,000	Sat-15,000	
Week Ago (est)	115,000	5,000	
Year Ago (act)	118,000	75,000	
Wk to date (est)	602,000	617,000	
Last Week (est)	604,000	609,000	
Last Year (est)	614,000	621,000	Thursday
Previous Day Estimated:	Steer and Heifer	97,000	
	Cow and Bull	24,000	

<a href="#">AMS 1909</a>		Thursday	
New Holland Livestock Auction			
New Holland, PA			
Avg Dressing			
	Pct Lean	Price	
Breaking	75-80		
Boning	80-85	117.00-122.00	
Lean	85-90	106.00-112.00	

St. Joseph, Missouri  
Phone: 816-676-7000  
Email: [stjoe.lpgmn@usda.gov](mailto:stjoe.lpgmn@usda.gov)  
<http://www.ams.usda.gov/LSMarketNews>