



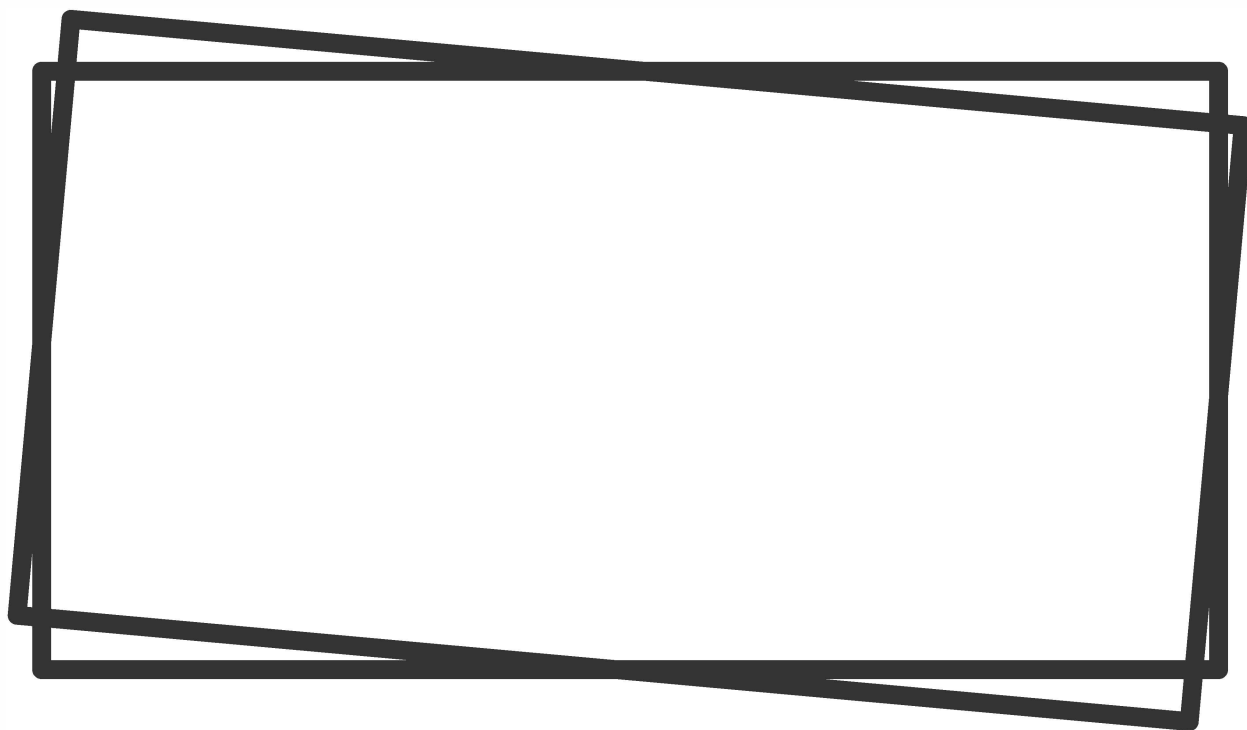
CAHEN

California Avian Health Education Network



Activity Book

THIS ACTIVITY
BOOK BELONGS
TO:






Biosecurity are all the steps you take to reduce the chance of spreading disease-causing germs to and from your birds like washing your hands before and after touching your birds.

All About My

Biosecurity



List three biosecurity basics you already do:

1

2

3






List three ways you can improve your biosecurity:

1

2

3

Can you name 3
types of
poultry?



BIOSECURITY

Basics



Wash your hands with soap and water before and after working with your birds.

Use dedicated clothing and shoes when taking care of your flock.

Clean and disinfect your coop and equipment regularly .

Don't share your cages or equipment with other bird owners.

Limit the number of people who interact with your birds.


Separate any sick or new birds from the rest of your flock. Quarantine new birds and monitor for disease for at least 30 days.



chickens


3 Steps

for a clean coop



1. Dry Clean

Brush and scrape off the manure, feathers, and dirty litter.



2. Wet Clean


Thoroughly scrub all surfaces with water and soap—work from top to bottom and back to front. Rinse thoroughly and repeat this step as necessary.



3. Disinfect

Dilute and apply disinfectant according to directions on the label and don't rinse. Adult supervision recommended.







Remember to:

House different bird species in different housing. Chickens with chickens is a-okay but chickens with ducks can lead to trouble.

MAZE GAME



Can you help the hen find
her eggs?!



Keep WILD BIRDS

**AWAY FROM
YOUR FLOCK!**

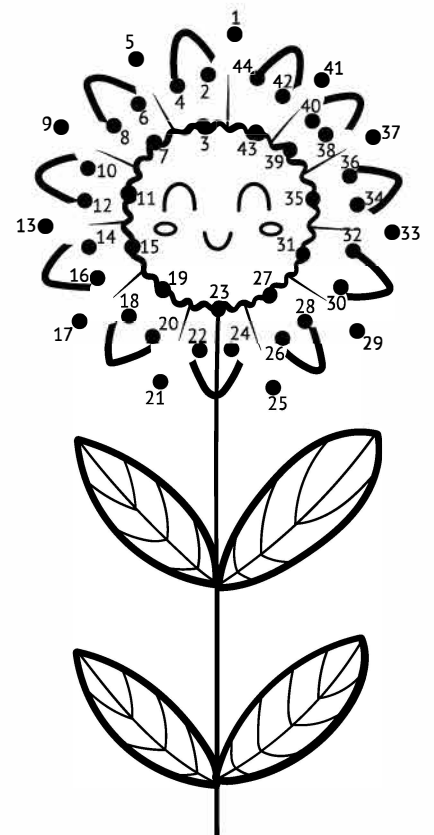

WHY?



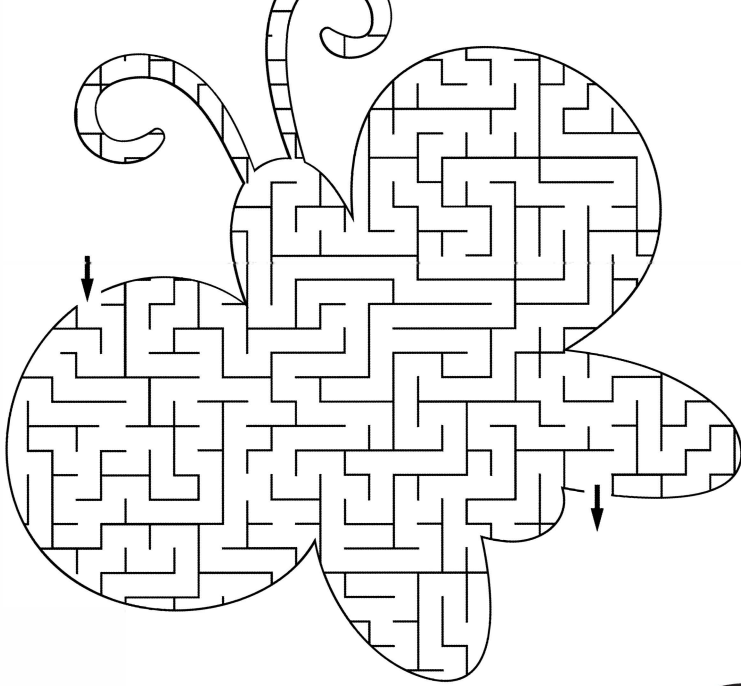
Wild birds and migratory waterfowl, like ducks and geese, can carry diseases that can spread to your flock, like avian influenza aka bird flu.

HOW?

Your flock should be kept in a roofed and screened-in area to prevent wild birds from coming into contact with your birds.


Store your flock's feed in containers that are bird, rodent, and insect-proof. When it's feeding time, try feeding inside the coop and clean any feed spill often (daily if possible). Have you tried a step-activated feeder?





Word Search


Circle words in the puzzle below



Poultry
Newcastle
Bird flu
Disinfect

Nestbox
Clean
Flock
Egg





For more information visit:



*Brought to you
by the*

**CALIFORNIA AVIAN HEALTH
EDUCATION NETWORK**

**CALIFORNIA DEPARTMENT OF
FOOD AND AGRICULTURE**