



Full wwPDB EM Validation Report ⓘ

Dec 18, 2023 – 05:34 PM EST

PDB ID : 1O1G
EMDB ID : EMD-1001
Title : MOLECULAR MODELS OF AVERAGED RIGOR CROSSBRIDGES FROM TOMOGRAMS OF INSECT FLIGHT MUSCLE
Authors : Chen, L.F.; Winkler, H.; Reedy, M.K.; Reedy, M.C.; Taylor, K.A.
Deposited on : 2002-11-19
Resolution : 70.00 Å (reported)
Based on initial models : 2MYS, 1ATN

This is a Full wwPDB EM Validation Report for a publicly released PDB entry.

We welcome your comments at validation@mail.wwpdb.org

A user guide is available at

<https://www.wwpdb.org/validation/2017/EMValidationReportHelp>

with specific help available everywhere you see the ⓘ symbol.

The types of validation reports are described at

<http://www.wwpdb.org/validation/2017/FAQs#types>.

The following versions of software and data (see [references ⓘ](#)) were used in the production of this report:

EMDB validation analysis : 0.0.1.dev70
Mogul : 1.8.5 (274361), CSD as541be (2020)
MolProbity : 4.02b-467
Percentile statistics : 20191225.v01 (using entries in the PDB archive December 25th 2019)
MapQ : 1.9.9
Ideal geometry (proteins) : Engh & Huber (2001)
Ideal geometry (DNA, RNA) : Parkinson et al. (1996)
Validation Pipeline (wwPDB-VP) : 2.36

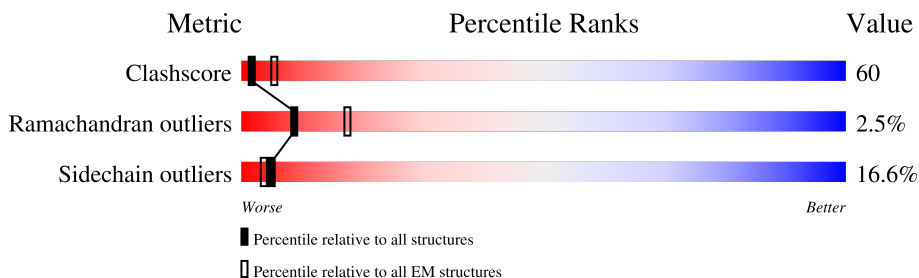
1 Overall quality at a glance i

The following experimental techniques were used to determine the structure:

ELECTRON MICROSCOPY

The reported resolution of this entry is 70.00 Å.

Percentile scores (ranging between 0-100) for global validation metrics of the entry are shown in the following graphic. The table shows the number of entries on which the scores are based.



Metric	Whole archive (#Entries)	EM structures (#Entries)
Clashscore	158937	4297
Ramachandran outliers	154571	4023
Sidechain outliers	154315	3826

The table below summarises the geometric issues observed across the polymeric chains and their fit to the map. The red, orange, yellow and green segments of the bar indicate the fraction of residues that contain outliers for ≥ 3 , 2, 1 and 0 types of geometric quality criteria respectively. A grey segment represents the fraction of residues that are not modelled. The numeric value for each fraction is indicated below the corresponding segment, with a dot representing fractions $\leq 5\%$. The upper red bar (where present) indicates the fraction of residues that have poor fit to the EM map (all-atom inclusion $< 40\%$). The numeric value is given above the bar.

Mol	Chain	Length	Quality of chain
1	A	840	100% 25% 50% 21% .
1	D	840	100% 26% 50% 20% .
1	G	840	99% 25% 51% 20% .
1	J	840	100% 25% 50% 20% .
1	M	840	100% 25% 50% 20% .
1	P	840	100% 25% 50% 20% 5%
2	B	145	100% 68% 23% 6% .
2	E	145	100% 63% 28% 6% .

Continued on next page...

Continued from previous page...

Mol	Chain	Length	Quality of chain				
2	H	145	100%	62%	29%	6%	.
2	K	145	100%	64%	26%	6%	.
2	N	145	100%	65%	26%	6%	.
2	Q	145	100%	65%	26%	6%	.
3	C	147	100%	61%	37%		.
3	F	147	100%	61%	37%		.
3	I	147	70%	61%	38%		.
3	L	147	100%	61%	37%		.
3	O	147	100%	59%	39%		.
3	R	147	100%	60%	37%		.
4	1	375	98%	56%	32%	9%	..
4	2	375	99%	59%	31%	7%	..
4	3	375	99%	62%	29%	6%	..
4	4	375	99%	62%	29%	6%	..
4	5	375	99%	64%	27%	7%	..
4	6	375	99%	64%	28%	6%	..
4	7	375	99%	63%	28%	6%	..
4	8	375	99%	59%	31%	8%	..
4	9	375	99%	58%	32%	8%	..
4	V	375	99%	55%	34%	9%	..
4	W	375	99%	55%	34%	8%	..
4	X	375	99%	61%	29%	7%	..
4	Y	375	97%	62%	29%	7%	..
4	Z	375	99%	58%	31%	8%	..

The following table lists non-polymeric compounds, carbohydrate monomers and non-standard residues in protein, DNA, RNA chains that are outliers for geometric or electron-density-fit crite-

ria:

Mol	Type	Chain	Res	Chirality	Geometry	Clashes	Electron density
1	MLY	A	505	-	-	X	-
1	MLY	A	553	-	-	X	-
1	MLY	A	764	-	-	X	-
1	MLY	A	768	-	-	X	-
1	MLY	A	782	-	-	X	-
1	MLY	A	837	-	-	X	-
1	MLY	A	839	-	-	X	-
1	MLY	D	553	-	-	X	-
1	MLY	D	764	-	-	X	-
1	MLY	D	782	-	-	X	-
1	MLY	G	553	-	-	X	-
1	MLY	G	764	-	-	X	-
1	MLY	G	84	-	-	X	-
1	MLY	J	505	-	-	X	-
1	MLY	J	553	-	-	X	-
1	MLY	J	839	-	-	X	-
1	MLY	J	84	-	-	X	-
1	MLY	M	553	-	-	X	-
1	MLY	M	839	-	-	X	-
1	MLY	P	764	-	-	X	-
1	MLY	P	782	-	-	X	-
1	MLY	P	839	-	-	X	-
1	MLY	P	84	-	-	X	-

2 Entry composition [i](#)

There are 4 unique types of molecules in this entry. The entry contains 94966 atoms, of which 0 are hydrogens and 0 are deuteriums.

In the tables below, the AltConf column contains the number of residues with at least one atom in alternate conformation and the Trace column contains the number of residues modelled with at most 2 atoms.

- Molecule 1 is a protein called SKELETAL MUSCLE MYOSIN II.

Mol	Chain	Residues	Atoms					AltConf	Trace
			Total	C	N	O	S		
1	A	840	6797	4382	1135	1243	37	0	0
1	D	840	6797	4382	1135	1243	37	0	0
1	G	840	6797	4382	1135	1243	37	0	0
1	J	840	6797	4382	1135	1243	37	0	0
1	M	840	6797	4382	1135	1243	37	0	0
1	P	840	6797	4382	1135	1243	37	0	0

- Molecule 2 is a protein called SKELETAL MUSCLE MYOSIN II REGULATORY LIGHT CHAIN.

Mol	Chain	Residues	Atoms					AltConf	Trace
			Total	C	N	O	S		
2	B	145	1127	717	177	227	6	0	0
2	E	145	1127	717	177	227	6	0	0
2	H	145	1127	717	177	227	6	0	0
2	K	145	1127	717	177	227	6	0	0
2	N	145	1127	717	177	227	6	0	0
2	Q	145	1127	717	177	227	6	0	0

- Molecule 3 is a protein called SKELETAL MUSCLE MYOSIN II ESSENTIAL LIGHT CHAIN.

Mol	Chain	Residues	Atoms					AltConf	Trace
3	C	147	Total	C	N	O	S	0	0
			1123	698	188	230	7		
3	F	147	Total	C	N	O	S	0	0
			1123	698	188	230	7		
3	I	147	Total	C	N	O	S	0	0
			1123	698	188	230	7		
3	L	147	Total	C	N	O	S	0	0
			1123	698	188	230	7		
3	O	147	Total	C	N	O	S	0	0
			1123	698	188	230	7		
3	R	147	Total	C	N	O	S	0	0
			1123	698	188	230	7		

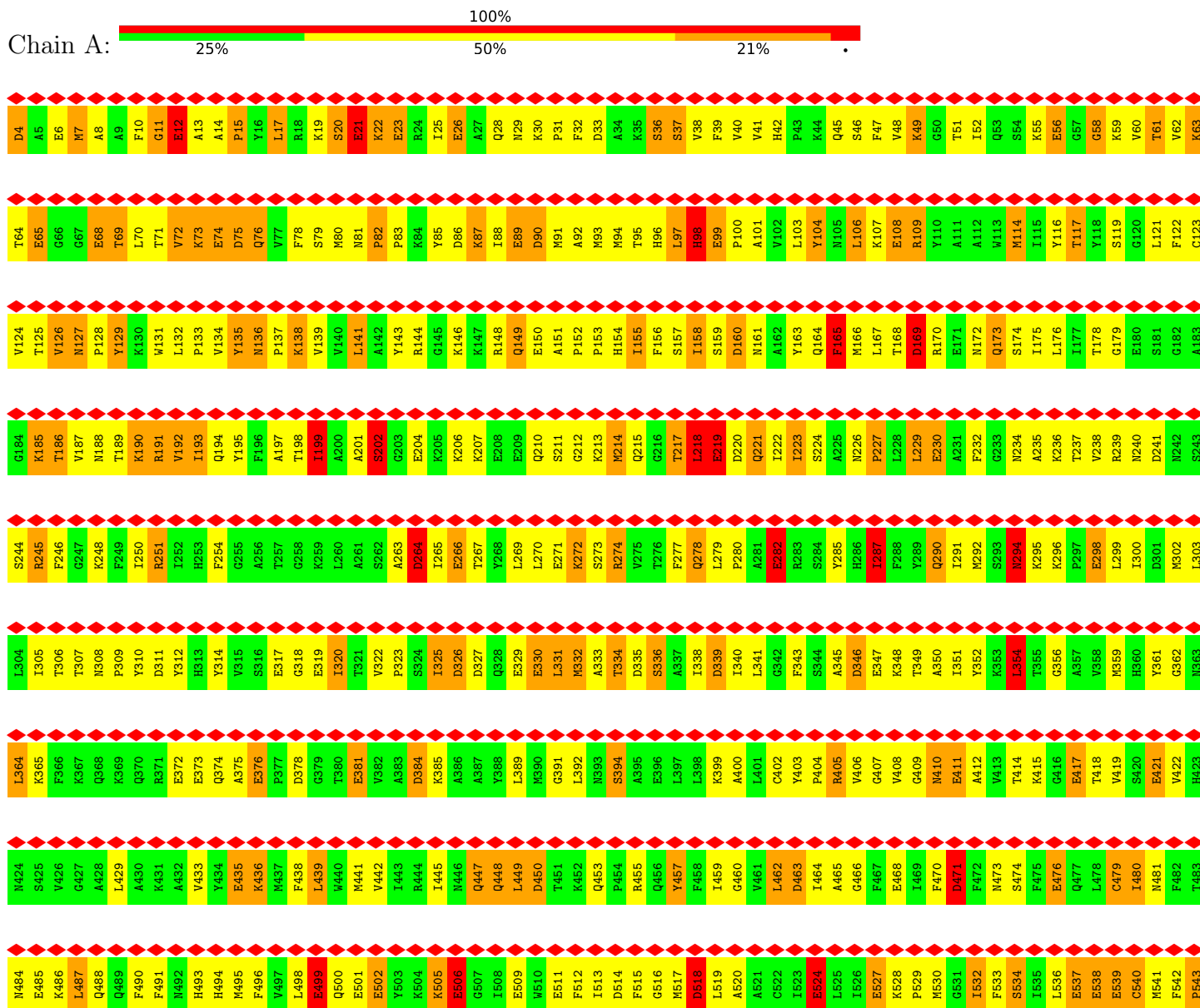
- Molecule 4 is a protein called SKELETAL MUSCLE ACTIN.

Mol	Chain	Residues	Atoms					AltConf	Trace
4	1	372	Total	C	N	O	S	0	0
			2906	1836	489	561	20		
4	2	372	Total	C	N	O	S	0	0
			2906	1836	489	561	20		
4	3	372	Total	C	N	O	S	0	0
			2906	1836	489	561	20		
4	4	372	Total	C	N	O	S	0	0
			2906	1836	489	561	20		
4	5	372	Total	C	N	O	S	0	0
			2906	1836	489	561	20		
4	6	372	Total	C	N	O	S	0	0
			2906	1836	489	561	20		
4	7	372	Total	C	N	O	S	0	0
			2906	1836	489	561	20		
4	8	372	Total	C	N	O	S	0	0
			2906	1836	489	561	20		
4	9	372	Total	C	N	O	S	0	0
			2906	1836	489	561	20		
4	V	372	Total	C	N	O	S	0	0
			2906	1836	489	561	20		
4	W	372	Total	C	N	O	S	0	0
			2906	1836	489	561	20		
4	X	372	Total	C	N	O	S	0	0
			2906	1836	489	561	20		
4	Y	372	Total	C	N	O	S	0	0
			2906	1836	489	561	20		
4	Z	372	Total	C	N	O	S	0	0
			2906	1836	489	561	20		

3 Residue-property plots

These plots are drawn for all protein, RNA, DNA and oligosaccharide chains in the entry. The first graphic for a chain summarises the proportions of the various outlier classes displayed in the second graphic. The second graphic shows the sequence view annotated by issues in geometry and atom inclusion in map density. Residues are color-coded according to the number of geometric quality criteria for which they contain at least one outlier: green = 0, yellow = 1, orange = 2 and red = 3 or more. A red diamond above a residue indicates a poor fit to the EM map for this residue (all-atom inclusion < 40%). Stretches of 2 or more consecutive residues without any outlier are shown as a green connector. Residues present in the sample, but not in the model, are shown in grey.

- Molecule 1: SKELETAL MUSCLE MYOSIN II



K544	E604	L664	Y724	E784
A645	E605	R665	R725	E785
T546	E606	S666	V726	I786
D647	V607	T667	L727	I787
T548	V608	H668	A728	T788
S649	G609	P669	M729	A789
F550	L610	H670	S730	T790
K651	Y611	F671	A731	Q791
N652	K612	V672	I732	A792
K653	K613	R673	P733	R793
L554	S614	C674	E734	C794
Y655	S615	I675	G735	R795
D656	V616	I676	Q736	G796
E557	K617	F677	F737	F797
H558	T618	M678	M738	L798
L659	L619	E679	D739	M799
G660	A620	T680	S740	R800
K661	L621	K681	K741	V801
S662	L622	T682	K742	E802
N663	F623	P683	A743	Y803
N664	A624	G684	E744	R804
F665	T625	A685	E745	A805
Q666	Y626	M686	K746	M806
K667	G627	E687	L747	V807
P668	G628	H688	L748	E808
K669	E629	E689	G749	R809
P570	A630	L690	G750	R810
A571	E631	V691	G751	E811
K572	G632	L692	D752	S812
G573	G633	G693	V753	I813
K574	G634	Q694	D754	F814
A575	G635	L695	H755	C815
E576	K636	R696	T756	I816
A577	K637	C697	Q757	Q817
H578	G638	M698	Y758	Y818
F579	G639	G699	A759	N819
S680	K640	V700	F760	V820
L681	K641	L701	G761	R821
V682	K642	E702	H762	S822
H683	G643	G703	T763	F823
Y684	S644	I704	K764	M824
A685	A645	R705	F766	N825
G686	F646	I706	F766	V826
T687	Q647	C707	F767	K827
V688	T648	R708	H768	H828
D689	V649	K709	M769	M829
Y690	S650	G710	G770	P830
N691	A651	F711	L771	M831
L692	L652	P712	L772	M832
S693	F653	S713	G773	K833
G694	R654	R714	L774	L834
V695	E655	V715	L775	F835
L696	M656	L716	E776	F836
E697	L657	F717	E777	K837
K698	M658	A718	M778	I838
N699	K659	D719	R779	K839
K600	L660	F720	D780	P840
D601	M661	K721	D781	L841
P602	A662	Q722	K782	L842
L603	N663	R723	L783	K843

• Molecule 1: SKELETAL MUSCLE MYOSIN II



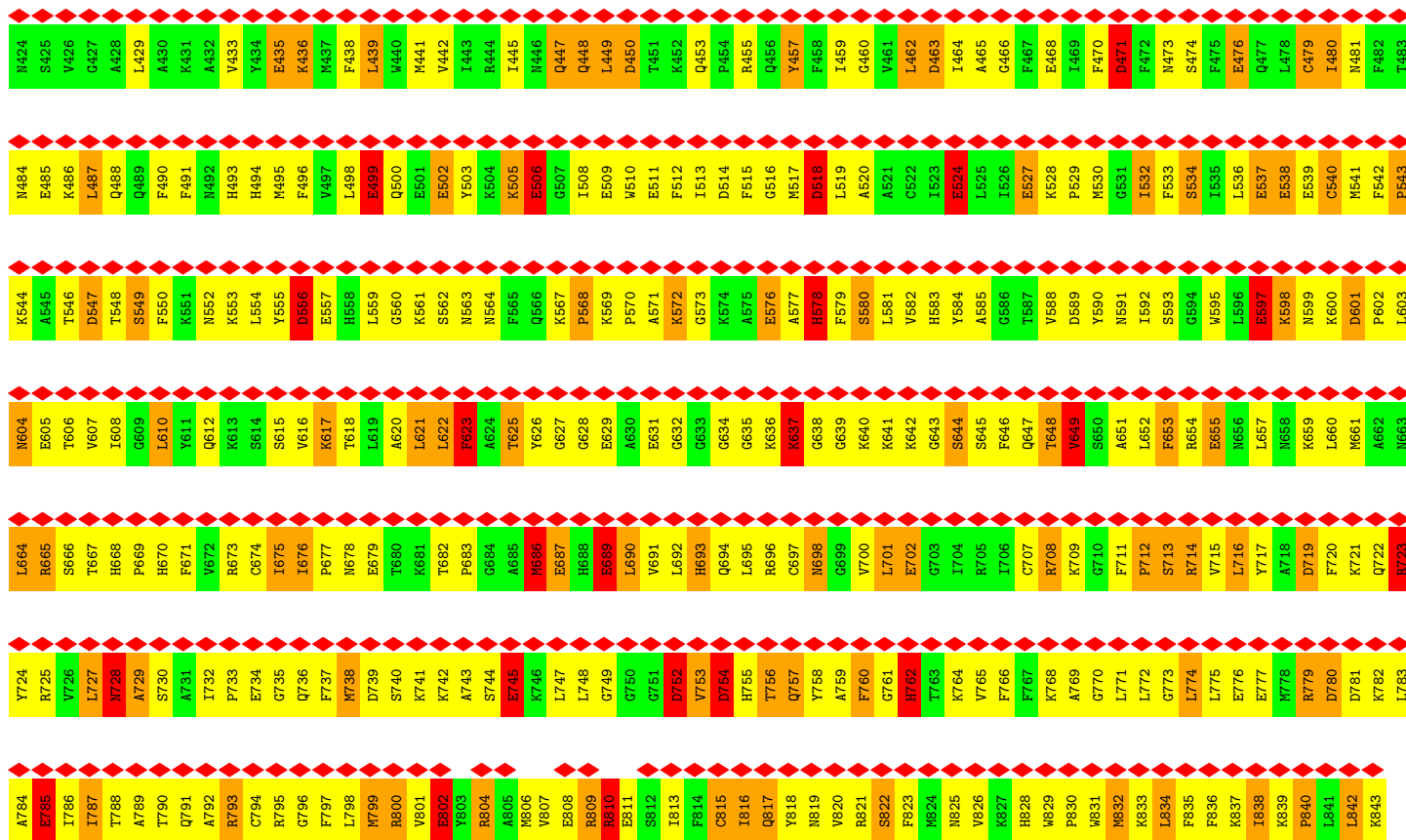
D4	T64	V124	G184	S244	L304	L364	M424
A5	E65	T125	K185	R245	L305	K365	S425
E6	G66	V126	L186	F246	T306	F366	V426
M7	G67	N127	V187	G247	T307	K367	G427
A8	E68	P128	M188	K248	N308	Q368	A428
A9	T69	Y129	T189	F249	P309	K369	L429
F10	L70	K130	K190	I250	Y310	Q370	A430
G11	T71	W131	R191	R251	D311	R371	K431
E12	V72	L132	V192	I252	Y312	E372	A432
A13	K73	P133	L193	H253	H313	E373	V433
A14	E74	V134	Q194	F254	Y314	Q374	Y434
P15	D75	Y135	Y195	G255	V315	A375	E435
Y16	Q76	N136	F196	A256	S316	E376	K436
L17	V77	P137	A197	T257	E317	P377	M437
R18	F78	K138	T198	G258	G318	D378	F438
K19	S79	V139	I199	K259	E319	G379	L439
S20	M80	Y140	A200	L260	I320	T380	M440
E21	N81	L141	A201	A261	T321	E381	W441
K22	P82	A142	S202	S262	V322	V382	V442
E23	P83	Y143	G203	A263	P323	A383	L443
A24	K84	R144	E204	D264	S224	D384	R444
I25	Y85	G145	K205	E265	I325	K385	L445
E26	D86	K146	K206	E266	D326	A386	M446
Q27	K87	K147	K207	T267	D327	A387	Q447
R28	I88	L148	E208	Y268	Q328	T388	L448
N29	E89	Q149	E209	L269	E329	L388	L449
K30	D90	E150	Q210	L270	E330	M390	D450
P31	M91	A151	S211	E271	L331	G391	T451
D32	F92	P152	G212	K272	M332	L392	K452
G33	M93	P153	K213	S273	A333	N393	K453
A34	M94	H154	M214	R274	T334	S394	F454
K35	T95	I155	Q215	V275	D335	A395	R455
S36	H96	F156	G216	T276	S336	E396	Q456
S37	L97	S157	G217	F277	A337	L397	Y457
V38	H98	L158	L218	Q278	L338	L398	F458
F39	E99	S159	E219	L279	D339	K399	L459
V40	P100	D160	D220	P280	L340	A400	G460
L41	A101	N161	Q221	A281	L341	L401	V461
H42	V102	A162	I222	E282	G422	C402	L462
K43	L103	Y163	I223	R283	F433	Y403	D463
K44	Y104	Q164	S224	S284	S444	P404	L464
Q45	N105	F165	A225	Y285	A445	A405	A465
S46	L106	M166	M226	H286	D446	V406	G466
F47	K107	P167	P227	I287	E447	Q407	F467
V48	E108	T168	L228	F288	K348	V408	E468
K49	R109	D169	L229	Y289	T349	Q409	L469
G50	Y110	R170	E230	Q290	A350	N410	F470
T51	A111	E171	A231	L291	I351	E411	D471
I52	A112	M172	F232	M292	Y352	A412	F472
K53	W113	Q173	G233	S293	K353	V413	M473
S54	M114	S174	M234	M294	L354	T414	S474
K55	I115	L175	A235	K295	T355	K415	F475
E56	Y116	L176	K236	K296	G356	G416	E476
G57	T117	I177	T237	P297	A357	E417	Q477
G58	Y118	T178	V238	E298	V358	T418	L478
K59	S119	G179	R239	L299	K359	V419	C479
V60	G120	E180	M240	I300	H360	S420	L480
T61	L121	L181	D241	D301	Y361	E421	M481
V62	F122	G182	M242	M302	G362	V422	F482
K63	C123	A183	S243	L303	N363	H423	T483

M484	M485	E486	K486	L487	Q488	Q489	F490	F491	M492	H493	H494	M495	F496	V497	L498	E499	Q500	E501	Y503	K504	K505	E506	G507	I508	E509	M510	E511	F512	I513	D514	F515	G516	M517	M518	D518	L519	A520	C522	I523	E524	L525	L526	E527	K528	P529	M530	G531	L532	F533	F534	I535	L536	E537	E538	E539	C540	M541	F542	P543
K544	E545	T546	D547	T548	S549	F550	K551	M552	K553	L554	Y555	D556	H557	H558	L559	G560	K561	S562	M563	N564	F565	Q566	K567	P568	K569	P570	A571	K572	G573	K574	A575	E576	A577	H578	F579	S580	L581	V582	H583	Y584	G585	G586	T587	V588	D589	Y590	N591	L592	F593	S594	G595	L596	E597	K598	N599	K600	D601	P602	L603
N604	E605	T606	V607	I608	G609	L610	Y611	Q612	K613	S614	S615	L616	K617	T618	L619	A620	L621	L622	F623	N624	T625	Y626	G627	G628	E629	A630	E631	G632	G633	G634	G635	K636	K637	G638	G639	K640	K641	K642	G643	S644	S645	F646	Q647	V648	V649	S650	A651	L652	F653	S654	E655	L656	M657	M658	K659	L660	K661	A662	N663
L664	R665	S666	T667	H668	P669	H670	F671	H672	K673	C674	I675	I676	P677	N678	E679	T680	K681	L682	P683	G684	A685	M686	E687	H688	E689	L690	V691	L692	H693	Q694	L695	R696	C697	M698	G699	V700	L701	E702	G703	I704	S705	I706	C707	R708	K709	G710	F711	L712	S713	R714	V715	L716	L717	A718	R719	F720	K721	Q722	R723
Y724	R725	V726	L727	M728	A729	S730	A731	I732	T733	E734	G735	Q736	F737	M738	D739	S740	K741	K742	A743	G744	E745	K746	L747	L748	G749	G750	G751	D752	V753	D754	H755	T756	Q757	Y758	A759	F760	G761	H762	T763	K764	V765	F766	F767	K768	A769	G770	L771	L772	G773	L774	L775	E776	F777	M778	R779	D780	K781	K782	L783
A784	E785	I786	I787	T788	A789	T790	Q791	R792	R793	C794	R795	G796	L797	L798	M799	M800	V801	E802	Y803	R804	A805	M806	V807	E808	R809	R810	E811	S812	I813	F814	C815	I816	Q817	Y818	N819	V820	R821	S822	F823	M824	Q825	N826	K827	H828	N829	P830	M831	M832	K833	L834	F835	P836	K837	T838	K839	P840	L841	L842	K843


• Molecule 1: SKELETAL MUSCLE MYOSIN II



D4	A5	E6	M7	A8	A9	F10	G11	E12	A13	A14	P15	Y16	L17	R18	K19	S20	E21	K22	E23	R24	I25	E26	A27	Q28	N29	K30	P31	F32	D33	A34	K35	S36	R37	V38	F39	V40	V41	H42	P43	K44	Q45	S46	F47	V48	K49	G50	T51	A52	M53	I54	S55	K56	E57	G58	K59	V60	T61	V62	K63
T64	E65	G66	G67	E68	L69	L70	T71	V72	K73	E74	D75	Q76	V77	F78	S79	M80	N81	P82	P83	K84	Y85	D86	K87	I88	E89	D90	M91	A92	P93	M94	T95	H96	L97	H98	E99	P100	A101	Y102	L103	Y104	N105	L106	K107	L108	D109	Y110	A111	A112	M113	M114	I115	Y116	L117	T118	S119	G120	L121	F122	C123
V124	T125	V126	M127	A128	P129	K130	V131	L132	P133	V134	Y135	N136	M137	K138	V139	L140	A141	A142	Y143	R144	G145	K146	K147	R148	Q149	E150	A151	P152	P153	H154	I155	F156	S157	I158	S159	D160	M161	A162	Y163	Q164	F165	M166	L167	L168	D169	R170	E171	M172	Q173	S174	I175	L176	L177	T178	G179	E180	L181	G182	A183
G184	K185	T186	V187	M188	K189	K190	R191	L192	V193	Q194	Y195	F196	A197	T198	I199	A200	E201	S202	G203	E204	K205	K206	K207	E208	E209	Q210	S211	G212	K213	M214	Q215	G216	L218	E219	D220	Q221	I222	L223	S224	A225	M226	P227	L228	L229	E230	A231	F232	G233	M234	A235	K236	L237	V238	R239	M240	D241	M242	S243	
S244	R245	F246	G247	K248	F249	L250	R251	L252	H253	F254	G255	A256	T257	G258	K259	L260	A261	S262	A263	D264	I265	E266	T267	Y268	L269	L270	E271	K272	S273	K274	V275	T276	F277	Q278	L279	P280	E282	R283	S284	Y285	H286	F288	F289	Q290	I291	M292	S293	K294	K295	K296	P297	E298	L299	I300	D301	M302	L303		
L304	T305	T306	T307	N308	P309	Y310	D311	Y312	H313	Y314	V315	S316	E317	G318	E319	I320	T321	V322	P323	S324	I325	D326	D327	Q328	E329	E330	L331	M332	A333	S334	D335	S336	L338	D339	L340	P341	G342	F343	S344	A345	D346	E347	K348	T349	A350	I351	Y352	Y353	L354	T355	G356	A357	V358	K359	H360	G362	N363		
L364	K365	F366	K367	Q368	K369	Q370	R371	E372	E373	Q374	A375	E376	P377	D378	Q379	T380	E381	Y382	A383	D384	K385	A386	A387	Y388	L389	M390	G391	L392	N393	S394	A395	E396	L397	L398	K399	A400	C402	Y403	P404	R405	V406	G407	V408	G409	N410	E411	A412	V413	T414	K415	G416	E417	T418	V419	S420	E421	V422	H423	



● Molecule 1: SKELETAL MUSCLE MYOSIN II



L364	K365	F366	K367	K368	K369	Q370	R371	E372	E373	Q374	A375	E376	P377	D378	G379	T380	E381	V382	A383	D384	K385	A386	A387	Y388	L389	M390	G391	L392	S393	S394	A395	E396	L397	L398	K399	A400	L401	C402	Y403	P404	R405	V406	G407	V408	G409	N410	E411	A412	V413	T414	K415	G416	T418	V419	S420	V422	H423		
M424	S425	V426	G427	A428	L429	A430	K431	A432	V433	Y434	E435	A436	M437	F438	L439	M440	M441	V442	I443	R444	I445	M446	Q447	Q448	L449	D450	T451	K452	Q453	P454	R455	Q456	Y457	F458	I459	G460	V461	L462	D463	I464	A465	G466	F467	E468	I469	F470	D471	F472	M473	S474	F475	E476	Q477	L478	C479	I480	M481	F482	T483
M484	E485	K486	L487	Q488	Q489	F490	F491	M492	H493	H494	M495	F496	L497	L498	E499	Q500	E501	Y503	K504	K505	E506	G507	I508	E509	M510	E511	F512	I513	D514	F515	G516	M517	D518	L519	A520	A521	C522	I523	B524	L525	L526	E527	K528	P529	M530	G531	I532	F533	S534	I535	L536	E537	E538	E539	C540	M541	F542	P543	
K544	A545	T546	D547	S549	F550	K551	M552	K553	L554	Y555	D556	F557	H558	L559	G560	K561	S562	N563	N564	F565	Q566	G567	P568	K569	P570	A571	K572	G573	K574	A575	E576	A577	H578	F579	S580	L581	V582	H583	Y584	G585	G586	T587	V588	D589	Y590	N591	I592	F593	S594	M595	L596	E597	K598	N599	K600	D601	P602	L603	
N604	E605	T606	V607	L608	L610	Y611	K612	Q613	S614	S615	V616	K617	T618	L619	A620	L621	L622	F623	A624	Y626	G627	G628	E629	A630	E631	G632	G633	G634	G635	K636	K637	G638	G639	K640	K641	K642	G643	S644	F646	Q647	T648	D649	S650	A651	L652	F653	R654	E655	M656	M658	K659	L660	M661	A662	N663				
L664	R665	S666	T667	H668	P669	H670	F671	V672	K673	C674	I675	I676	P677	N678	E679	T680	K681	T682	P683	G684	A685	M686	E687	H688	E689	L690	V691	L692	H693	Q694	L695	R696	M698	G699	V700	L701	E702	G703	I704	R705	I706	G707	R708	R709	G710	F711	L712	S713	R714	V715	L716	A718	D719	F720	L660	M661	Q722	R723	
Y724	R725	V726	L727	M728	A729	S730	A731	I732	P733	E734	G735	Q736	M738	D739	S740	K741	K742	A743	E744	K746	L747	L748	G749	G750	G751	D752	V753	D754	H755	T756	Q757	Y758	A759	F760	G761	R762	T763	G764	V765	R766	K768	A769	G770	L771	L772	G773	L774	L775	E776	M778	R779	D780	D781	K782	L783				
A784	E785	I786	I787	T788	A789	T790	Q791	A792	R793	C794	R795	G796	F797	L798	M799	R800	E802	V803	R804	A805	M806	V807	E808	R809	R810	E811	S812	L813	F814	C815	L816	Q817	Y818	N819	V820	R821	S822	F823	M824	N825	V826	R828	R829	P830	M831	M832	K833	L834	F835	R836	F837	L838	K839	P840	L841	L842	K843		

• Molecule 1: SKELETAL MUSCLE MYOSIN II




D4	A5	E6	M7	A8	A9	F10	G11	E12	A13	E14	D15	Y16	L17	R18	K19	S20	E21	K22	E23	R24	L25	E26	A27	Q28	Q29	K30	P31	F32	D33	A34	K35	S36	S37	V38	F39	V40	V41	H42	P43	K44	Q45	S46	F47	V48	R49	Y50	T51	I52	Q53	S54	K55	E56	G58	K59	V60	V62	C123
T64	E65	G66	G67	E68	T69	L70	T71	V72	K73	E74	D75	Q76	F77	F78	S79	M80	N81	P82	P83	G84	Y85	D86	K87	I88	E89	D90	A91	M92	G93	M94	T95	H96	L97	H98	E99	P100	A101	V102	L103	Y104	N105	L106	K107	E108	R109	Y110	A111	A112	I113	M114	I115	Y116	E118	S119	G120	F122	C123
V124	T125	V126	M127	P128	Y129	K130	M131	L132	P133	V134	Y135	M136	P137	K138	V139	Y140	A141	A142	Y143	L144	G145	K146	L147	R148	Q149	E150	A151	P152	P153	H154	L155	F156	S157	I158	S159	D160	N161	A162	Y163	Q164	F165	M166	L168	D169	R170	E171	M172	Q173	S174	L175	L176	I178	G179	E180	L181	G182	A183
G184	K185	T186	V187	M188	T189	K190	R191	V192	H193	Q194	Y195	F196	L197	T198	L199	A200	A201	S202	G203	E204	K206	K207	E208	E209	Q210	S211	G212	K213	M214	Q215	G216	L218	E219	D220	Q221	I222	I223	S224	A225	M226	P227	L228	L229	E230	A231	F232	G233	M234	A235	K236	T237	V238	R239	M240	D241	M242	S243
S244	R245	F246	G247	K248	F249	L250	R251	L252	H253	F254	G255	A256	G258	K259	L260	S262	D264	L265	E266	T267	Y268	L269	L270	E271	K272	S273	R274	V275	T276	F277	Q278	L279	P280	A281	E282	R283	S284	Y285	H286	L287	F288	Q290	L291	M292	S293	M294	K295	K296	P297	E298	L299	L300	D301	K302	L303		

L304	I305	T307	P309	Y310	D311	H312	Y314	V315	S316	E317	G318	E319	I320	T321	V322	P323	S324	I325	D326	D327	Q328	E329	E330	L331	M332	A333	T334	D335	S336	A337	I338	D339	I340	L341	G342	F343	S344	A345	D346	E347	K348	T349	A350	I351	Y352	K353	L354	T355	G356	A357	V358	M359	H360	G362	N363				
L364	K365	F366	K367	Q368	K369	Q370	R371	E372	H373	Q374	A375	E376	P377	D378	G379	T380	E381	V382	A383	D384	K385	A386	A387	Y388	L389	M390	G391	L392	N393	S394	A395	E396	S397	L398	I399	K399	A400	L401	C402	Y403	P404	A405	V406	G407	V408	G409	N410	E411	A412	V413	T414	K415	G416	T418	V419	S420	V422	H423	
N424	A425	V426	G427	A428	L429	A430	K431	A432	V433	Y434	E435	A436	M437	F438	L439	W440	V442	I443	R444	I445	M446	Q447	Q448	L449	D450	I451	K452	Q453	P454	A455	Q456	E457	F458	I459	G460	A461	L462	D463	I464	A465	G466	F467	E468	I469	F470	D471	N472	M473	S474	F475	E476	Q477	L478	C479	I480	M481	F482	T483	
M484	E485	K486	L487	Q488	Q489	F490	F491	M492	H493	H494	M495	F496	V497	L498	E499	Q500	E502	Y503	K504	K505	E506	G507	I508	E509	M510	E511	F512	L513	D514	F515	G516	M517	D518	L519	A520	A521	C522	I523	E524	I526	E527	K528	P529	M530	G531	I532	N533	S534	I535	L536	E537	E538	E539	C540	M541	F542	P543		
K544	A545	T546	D547	T548	S549	F550	K551	N552	K553	L554	Y555	D556	H558	L559	G560	K561	S562	N563	N564	F565	Q566	K567	P568	K569	P570	A571	K572	G573	K574	A575	E576	A577	H578	F579	S580	K640	L641	V642	V643	H644	Y645	E646	I647	T648	D649	S650	A651	L652	F653	S654	E655	N656	L657	K658	N659	K660	D661	P662	L663
M604	E605	T606	V607	I608	G609	L610	Y611	Q612	K613	S614	S615	V616	K617	T618	L619	A620	L622	F623	A624	T625	Y626	G627	G628	E629	A630	E631	G632	G633	G634	G635	K636	K637	G638	G639	K640	K641	K642	G643	S644	S645	F646	Q647	T648	V649	S650	A651	L652	F653	R654	E655	N656	L657	K658	N659	L660	M661	A662	N663	
L664	B665	S666	T667	H668	P669	H670	F671	V672	H673	C674	L675	L676	P677	N678	E679	T680	T682	P683	G684	A685	N686	E687	H688	E689	L690	V691	L692	Q694	L695	R696	K697	N698	G699	V700	L701	E702	G703	I704	R705	I706	C707	R708	K709	G710	F711	P712	S713	R714	V715	L716	A718	D719	F720	M721	K722	R723			
Y724	R725	V726	L727	N728	A729	S730	A731	I732	P733	E734	G735	Q736	F737	N738	D739	S740	K741	A743	S744	E745	K746	L747	L748	G749	G750	G751	D752	V753	D754	H755	T756	Q757	Y758	A759	F760	G761	H762	T763	K764	V765	F766	F767	K768	R769	G770	L771	L772	G773	L774	L775	E776	E777	M778	R779	D780	K782	L783		
A784	E785	I786	I787	T788	A789	T790	Q791	A792	C794	R795	G796	F797	L798	M799	R800	V801	E802	H803	R804	A805	M806	H807	E808	R809	R810	E811	S812	F814	C815	L816	Q817	Y818	N819	R820	V821	H822	F823	H824	N825	V826	K827	H828	H829	P830	H831	H832	K833	L834	F835	F836	K837	L838	K839	P840	L841	L842	K843		

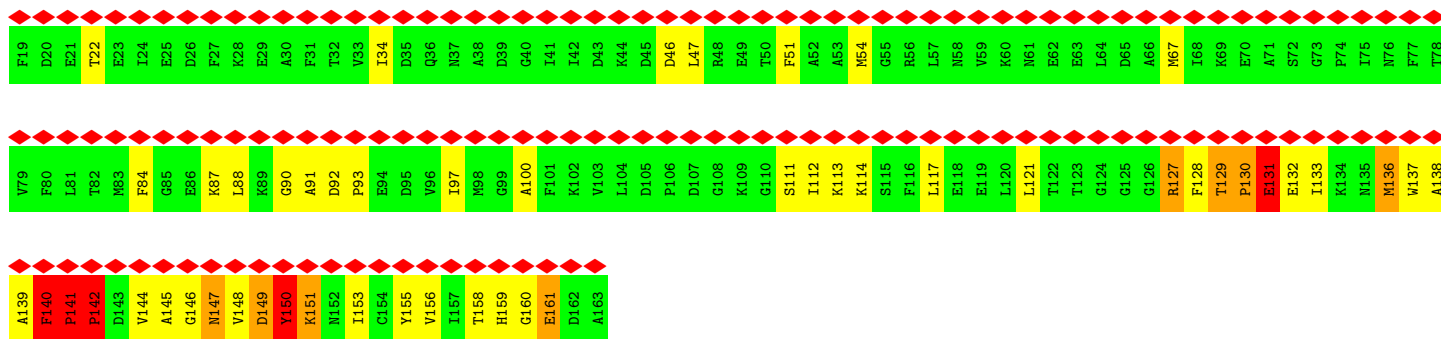
• Molecule 1: SKELETAL MUSCLE MYOSIN II



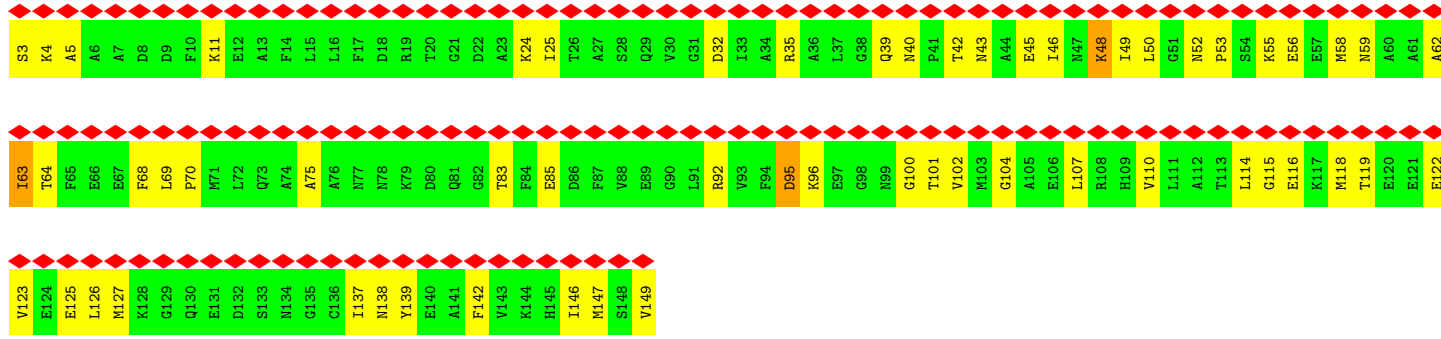
D4	A5	E6	M7	A8	A9	F10	G11	E12	A13	A14	P15	Y16	L17	R18	K19	M20	E21	K22	E23	R24	I25	E26	A27	Q28	N29	K30	P31	F32	D33	A34	K35	S36	S37	V38	F39	V40	V41	H42	P43	K44	Q45	S46	F47	V48	H49	G50	T51	I52	Q53	S54	K55	E56	G57	G58	K59	V60	G61	F62	C63
T64	E65	G66	G67	E68	L69	T71	V72	K73	E74	D75	Q76	V77	F78	S79	M80	N81	P82	P83	K84	Y85	D86	K87	I88	E89	D90	M91	A92	M93	M94	T95	H96	L97	H98	E99	P100	V101	I102	L103	Y104	N105	L106	K107	E108	R109	Y110	A111	A112	M113	M114	I115	Y116	K117	Y118	S119	G120	L121	F122	C123	
V124	T125	V126	N127	P128	Y129	K130	W131	L132	P133	V134	Y135	M136	P137	K138	V139	Y140	A142	Y143	R144	G145	K146	K147	R148	Q149	E150	A151	P152	M153	H154	I155	F156	S157	I158	S159	D160	N161	A162	Y163	Q164	F165	M166	L167	T168	D169	R170	E171	M172	Q173	S174	I175	L176	T177	T178	G179	E180	L181	G182	A183	
G184	K185	T186	V187	M188	T189	K190	R191	V192	I193	Q194	Y195	F196	A197	T198	I199	A200	A201	S202	G203	E204	K205	K206	K207	E208	E209	Q210	S211	G212	K213	M214	Q215	G216	T217	L218	E219	D220	Q221	I222	I223	S224	M226	P227	L228	L229	E230	A231	F232	Q233	S234	A235	K236	T237	V238	R239	M240	D241	N242	S243	



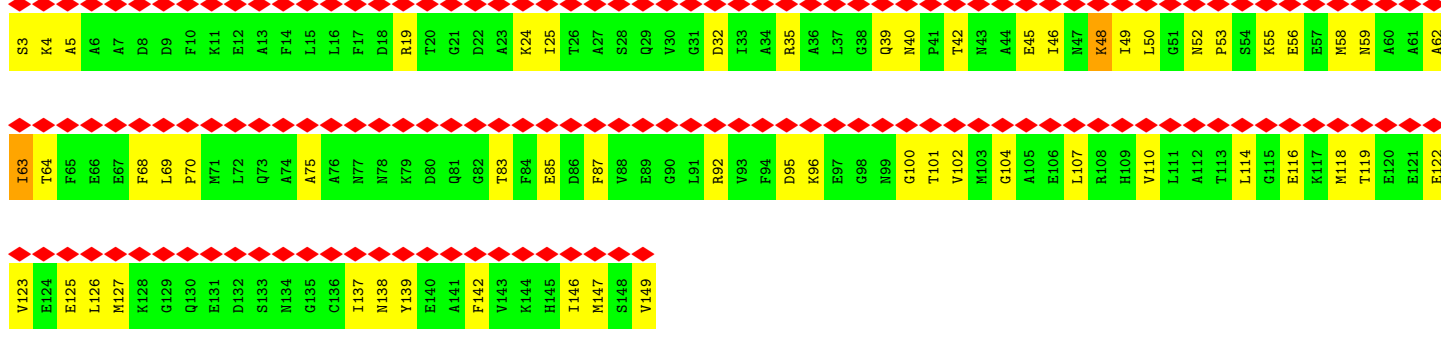
• Molecule 2: SKELETAL MUSCLE MYOSIN II REGULATORY LIGHT CHAIN

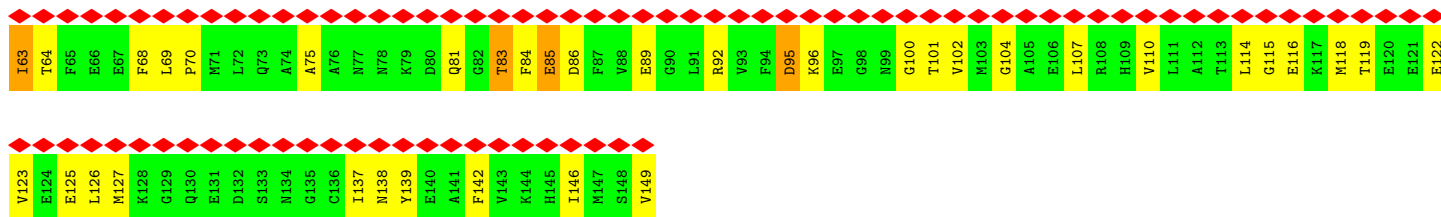


• Molecule 3: SKELETAL MUSCLE MYOSIN II ESSENTIAL LIGHT CHAIN




• Molecule 3: SKELETAL MUSCLE MYOSIN II ESSENTIAL LIGHT CHAIN





• Molecule 4: SKELETAL MUSCLE ACTIN




• Molecule 4: SKELETAL MUSCLE ACTIN

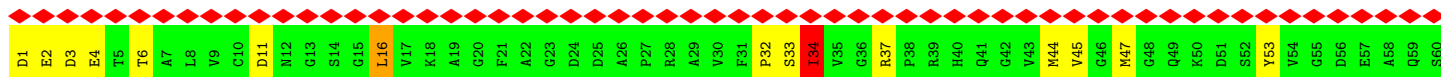


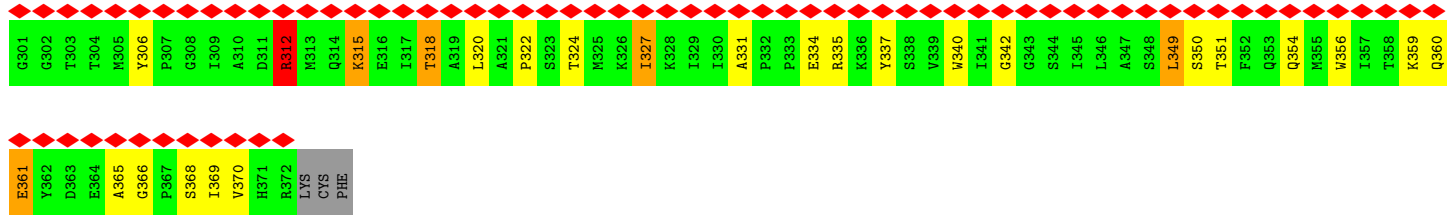


• Molecule 4: SKELETAL MUSCLE ACTIN

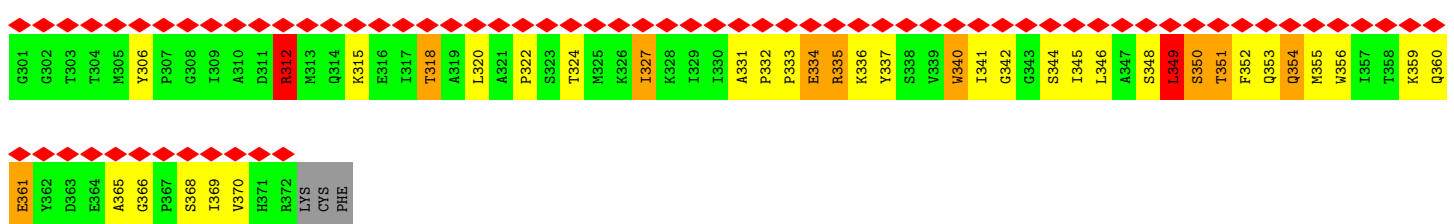
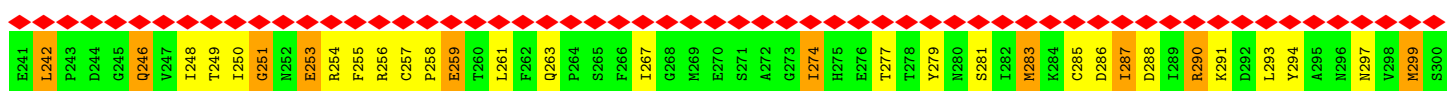
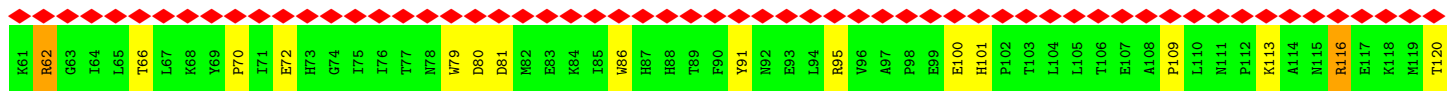
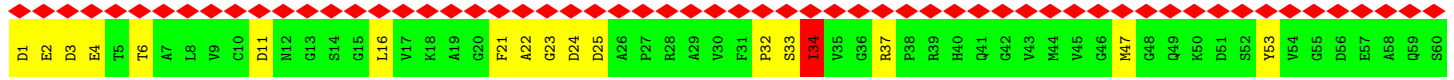


• Molecule 4: SKELETAL MUSCLE ACTIN

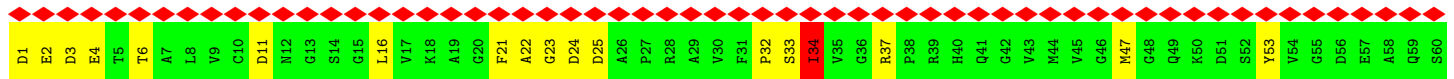





• Molecule 4: SKELETAL MUSCLE ACTIN



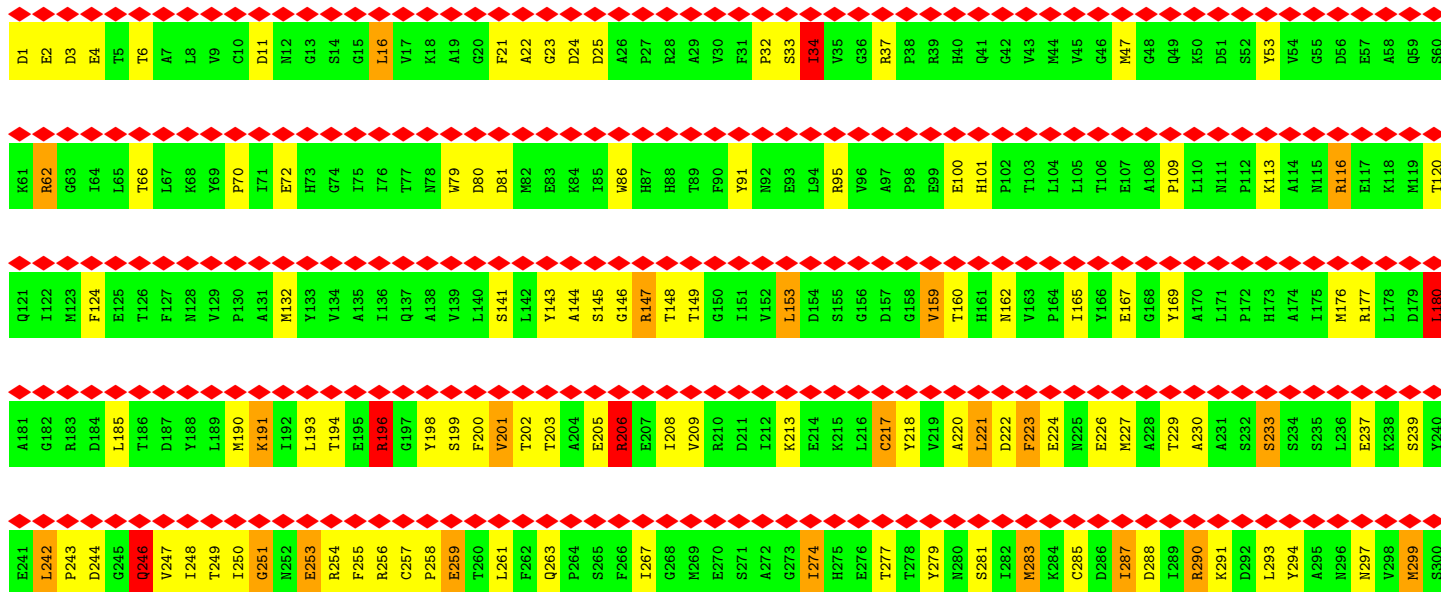
• Molecule 4: SKELETAL MUSCLE ACTIN



• Molecule 4: SKELETAL MUSCLE ACTIN



• Molecule 4: SKELETAL MUSCLE ACTIN



4 Experimental information

Property	Value	Source
EM reconstruction method	TOMOGRAPHY	Depositor
Imposed symmetry	POINT, C1	Depositor
Number of tilted images used	Not provided	
Resolution determination method	Not provided	
CTF correction method	Not provided	
Microscope	FEI/PHILIPS EM400	Depositor
Voltage (kV)	100	Depositor
Electron dose ($e^-/\text{\AA}^2$)	Not provided	
Minimum defocus (nm)	Not provided	
Maximum defocus (nm)	Not provided	
Magnification	17000	Depositor
Image detector	KODAK SO-163 FILM	Depositor
Maximum voxel value	366.680	Depositor
Minimum voxel value	-417.992	Depositor
Average voxel value	1.860	Depositor
Voxel value standard deviation	47.792	Depositor
Recommended contour level	81.2	Depositor
Tomogram size (\AA)	9280, 9280, 464	wwPDB
Tomogram dimensions	600, 600, 30	wwPDB
Tomogram angles ($^\circ$)	90, 90, 90	wwPDB
Grid spacing (\AA)	15.4667, 15.4667, 15.4667	Depositor

5 Model quality i

5.1 Standard geometry i

Bond lengths and bond angles in the following residue types are not validated in this section: MLY

The Z score for a bond length (or angle) is the number of standard deviations the observed value is removed from the expected value. A bond length (or angle) with $|Z| > 5$ is considered an outlier worth inspection. RMSZ is the root-mean-square of all Z scores of the bond lengths (or angles).

Mol	Chain	Bond lengths		Bond angles	
		RMSZ	# Z >5	RMSZ	# Z >5
1	A	1.77	69/6448 (1.1%)	1.82	117/8729 (1.3%)
1	D	1.77	66/6448 (1.0%)	1.82	115/8729 (1.3%)
1	G	1.77	66/6449 (1.0%)	1.82	117/8732 (1.3%)
1	J	1.77	68/6449 (1.1%)	1.86	118/8732 (1.4%)
1	M	1.85	69/6449 (1.1%)	1.89	128/8732 (1.5%)
1	P	1.78	69/6448 (1.1%)	1.91	127/8729 (1.5%)
2	B	1.22	10/1148 (0.9%)	1.61	16/1548 (1.0%)
2	E	1.22	10/1148 (0.9%)	1.62	16/1548 (1.0%)
2	H	1.22	10/1148 (0.9%)	1.61	17/1548 (1.1%)
2	K	1.22	10/1148 (0.9%)	1.61	16/1548 (1.0%)
2	N	1.22	10/1148 (0.9%)	1.61	16/1548 (1.0%)
2	Q	1.22	10/1148 (0.9%)	1.61	16/1548 (1.0%)
3	C	0.80	0/1136	0.95	4/1525 (0.3%)
3	F	0.80	0/1136	0.95	4/1525 (0.3%)
3	I	0.80	0/1136	0.94	4/1525 (0.3%)
3	L	0.79	0/1136	0.95	4/1525 (0.3%)
3	O	0.79	0/1136	0.95	4/1525 (0.3%)
3	R	0.79	0/1136	0.95	4/1525 (0.3%)
4	1	0.89	2/2968 (0.1%)	1.64	52/4023 (1.3%)
4	2	0.89	2/2968 (0.1%)	1.64	51/4023 (1.3%)
4	3	0.89	2/2968 (0.1%)	1.64	51/4023 (1.3%)
4	4	0.89	2/2968 (0.1%)	1.64	52/4023 (1.3%)
4	5	0.89	2/2968 (0.1%)	1.64	51/4023 (1.3%)
4	6	0.89	2/2968 (0.1%)	1.64	51/4023 (1.3%)
4	7	0.89	2/2968 (0.1%)	1.64	52/4023 (1.3%)
4	8	0.89	2/2968 (0.1%)	1.64	52/4023 (1.3%)
4	9	0.89	2/2968 (0.1%)	1.64	52/4023 (1.3%)
4	V	0.89	2/2968 (0.1%)	1.64	52/4023 (1.3%)
4	W	0.89	2/2968 (0.1%)	1.64	52/4023 (1.3%)
4	X	0.89	2/2968 (0.1%)	1.64	51/4023 (1.3%)
4	Y	0.89	2/2968 (0.1%)	1.64	51/4023 (1.3%)
4	Z	0.89	2/2968 (0.1%)	1.64	52/4023 (1.3%)

Mol	Chain	Bond lengths		Bond angles	
		RMSZ	# Z >5	RMSZ	# Z >5
All	All	1.35	495/93947 (0.5%)	1.69	1565/127143 (1.2%)

Chiral center outliers are detected by calculating the chiral volume of a chiral center and verifying if the center is modelled as a planar moiety or with the opposite hand. A planarity outlier is detected by checking planarity of atoms in a peptide group, atoms in a mainchain group or atoms of a sidechain that are expected to be planar.

Mol	Chain	#Chirality outliers	#Planarity outliers
1	A	1	4
1	D	1	4
1	G	2	4
1	J	1	6
1	M	1	7
1	P	2	7
2	B	0	3
2	E	0	3
2	H	0	3
2	K	0	3
2	N	0	3
2	Q	0	3
3	C	0	2
3	F	0	2
3	I	0	2
3	L	0	2
3	O	0	2
3	R	0	2
4	1	0	1
4	2	0	1
4	3	0	1
4	4	0	1
4	5	0	1
4	6	0	1
4	7	0	1
4	8	0	1
4	9	0	1
4	V	0	1
4	W	0	1
4	X	0	1
4	Y	0	1
4	Z	0	1
All	All	8	76

All (495) bond length outliers are listed below:

Mol	Chain	Res	Type	Atoms	Z	Observed(Å)	Ideal(Å)
1	M	649	VAL	CB-CG1	53.32	2.64	1.52
1	J	649	VAL	CB-CG1	53.31	2.64	1.52
1	A	649	VAL	CB-CG1	53.30	2.64	1.52
1	G	649	VAL	CB-CG1	53.26	2.64	1.52
1	P	649	VAL	CB-CG1	53.24	2.64	1.52
1	D	649	VAL	CB-CG1	53.22	2.64	1.52
1	J	623	PHE	CB-CG	48.13	2.33	1.51
1	M	623	PHE	CB-CG	48.11	2.33	1.51
1	D	623	PHE	CB-CG	48.10	2.33	1.51
1	P	623	PHE	CB-CG	48.09	2.33	1.51
1	G	623	PHE	CB-CG	48.08	2.33	1.51
1	A	623	PHE	CB-CG	48.07	2.33	1.51
1	P	649	VAL	CB-CG2	46.25	2.50	1.52
1	A	649	VAL	CB-CG2	46.24	2.50	1.52
1	J	649	VAL	CB-CG2	46.21	2.49	1.52
1	D	649	VAL	CB-CG2	46.17	2.49	1.52
1	M	649	VAL	CB-CG2	46.14	2.49	1.52
1	G	649	VAL	CB-CG2	46.13	2.49	1.52
1	A	648	THR	CB-OG1	34.41	2.12	1.43
1	M	648	THR	CB-OG1	34.38	2.12	1.43
1	J	648	THR	CB-OG1	34.38	2.12	1.43
1	G	648	THR	CB-OG1	34.38	2.12	1.43
1	D	648	THR	CB-OG1	34.34	2.12	1.43
1	P	648	THR	CB-OG1	34.32	2.11	1.43
1	M	709	LYS	C-N	33.54	1.93	1.33
1	P	648	THR	CB-CG2	-30.73	0.51	1.52
1	M	648	THR	CB-CG2	-30.71	0.51	1.52
1	J	648	THR	CB-CG2	-30.69	0.51	1.52
1	A	648	THR	CB-CG2	-30.69	0.51	1.52
1	D	648	THR	CB-CG2	-30.67	0.51	1.52
1	G	648	THR	CB-CG2	-30.64	0.51	1.52
1	M	806	MET	C-N	26.48	1.95	1.34
1	P	786	ILE	C-N	15.76	1.70	1.34
1	P	637	LYS	C-N	-15.06	1.05	1.33
1	J	637	LYS	C-N	-14.99	1.06	1.33
1	D	637	LYS	C-N	-14.99	1.06	1.33
1	M	637	LYS	C-N	-14.93	1.06	1.33
1	G	637	LYS	C-N	-14.81	1.06	1.33
1	A	637	LYS	C-N	-14.79	1.06	1.33
1	A	649	VAL	C-N	-13.49	1.03	1.34
1	G	649	VAL	C-N	-13.48	1.03	1.34
2	H	150	TYR	CB-CG	-13.44	1.31	1.51
1	M	649	VAL	C-N	-13.43	1.03	1.34

Continued on next page...

Continued from previous page...

Mol	Chain	Res	Type	Atoms	Z	Observed(Å)	Ideal(Å)
1	D	649	VAL	C-N	-13.41	1.03	1.34
1	J	649	VAL	C-N	-13.39	1.03	1.34
1	P	649	VAL	C-N	-13.36	1.03	1.34
2	N	150	TYR	CB-CG	-13.35	1.31	1.51
2	Q	150	TYR	CB-CG	-13.35	1.31	1.51
2	K	150	TYR	CB-CG	-13.29	1.31	1.51
2	B	150	TYR	CB-CG	-13.22	1.31	1.51
2	E	150	TYR	CB-CG	-13.21	1.31	1.51
2	B	140	PHE	C-N	-13.00	1.09	1.34
2	E	140	PHE	C-N	-12.98	1.09	1.34
2	N	140	PHE	C-N	-12.95	1.09	1.34
2	K	140	PHE	C-N	-12.89	1.09	1.34
2	Q	140	PHE	C-N	-12.86	1.09	1.34
2	H	140	PHE	C-N	-12.80	1.09	1.34
2	B	150	TYR	CG-CD2	-11.38	1.24	1.39
2	Q	150	TYR	CG-CD2	-11.31	1.24	1.39
2	E	150	TYR	CG-CD2	-11.22	1.24	1.39
2	H	150	TYR	CG-CD2	-11.19	1.24	1.39
2	N	150	TYR	CG-CD2	-11.14	1.24	1.39
2	K	150	TYR	CG-CD2	-11.10	1.24	1.39
2	Q	141	PRO	N-CD	-10.56	1.33	1.47
2	K	141	PRO	N-CD	-10.55	1.33	1.47
2	N	141	PRO	N-CD	-10.48	1.33	1.47
2	E	141	PRO	N-CD	-10.36	1.33	1.47
2	H	141	PRO	N-CD	-10.35	1.33	1.47
2	B	141	PRO	N-CD	-10.35	1.33	1.47
1	P	476	GLU	CD-OE1	8.92	1.35	1.25
1	J	476	GLU	CD-OE1	8.84	1.35	1.25
1	M	476	GLU	CD-OE1	8.83	1.35	1.25
1	J	785	GLU	C-N	8.82	1.54	1.34
1	P	622	LEU	C-N	8.77	1.54	1.34
1	G	476	GLU	CD-OE1	8.77	1.35	1.25
1	J	622	LEU	C-N	8.75	1.54	1.34
1	D	476	GLU	CD-OE1	8.74	1.35	1.25
1	D	622	LEU	C-N	8.73	1.54	1.34
1	A	622	LEU	C-N	8.66	1.53	1.34
1	M	622	LEU	C-N	8.63	1.53	1.34
1	G	622	LEU	C-N	8.62	1.53	1.34
1	A	476	GLU	CD-OE1	8.58	1.35	1.25
1	G	411	GLU	CD-OE1	8.48	1.34	1.25
1	P	745	GLU	CD-OE2	8.34	1.34	1.25
1	D	745	GLU	CD-OE2	8.34	1.34	1.25

Continued on next page...

Continued from previous page...

Mol	Chain	Res	Type	Atoms	Z	Observed(Å)	Ideal(Å)
1	P	785	GLU	C-N	8.33	1.53	1.34
1	D	411	GLU	CD-OE1	8.31	1.34	1.25
1	G	745	GLU	CD-OE2	8.29	1.34	1.25
1	J	411	GLU	CD-OE1	8.28	1.34	1.25
1	M	745	GLU	CD-OE2	8.27	1.34	1.25
2	B	150	TYR	CA-CB	-8.26	1.35	1.53
2	N	150	TYR	CA-CB	-8.24	1.35	1.53
1	J	745	GLU	CD-OE2	8.24	1.34	1.25
1	P	411	GLU	CD-OE1	8.24	1.34	1.25
2	K	150	TYR	CA-CB	-8.23	1.35	1.53
1	M	411	GLU	CD-OE1	8.23	1.34	1.25
1	A	411	GLU	CD-OE1	8.16	1.34	1.25
1	A	745	GLU	CD-OE2	8.16	1.34	1.25
2	Q	150	TYR	CA-CB	-8.16	1.36	1.53
2	H	150	TYR	CA-CB	-8.13	1.36	1.53
1	M	108	GLU	CD-OE1	8.09	1.34	1.25
2	E	150	TYR	CA-CB	-8.06	1.36	1.53
1	J	108	GLU	CD-OE1	8.00	1.34	1.25
1	P	108	GLU	CD-OE1	7.98	1.34	1.25
1	G	108	GLU	CD-OE1	7.98	1.34	1.25
1	A	381	GLU	CD-OE1	7.96	1.34	1.25
1	A	108	GLU	CD-OE1	7.91	1.34	1.25
1	G	381	GLU	CD-OE1	7.90	1.34	1.25
1	J	381	GLU	CD-OE1	7.86	1.34	1.25
1	D	381	GLU	CD-OE1	7.85	1.34	1.25
1	M	381	GLU	CD-OE1	7.85	1.34	1.25
1	P	381	GLU	CD-OE1	7.84	1.34	1.25
1	M	202	SER	CB-OG	7.82	1.52	1.42
1	P	202	SER	CB-OG	7.79	1.52	1.42
1	D	202	SER	CB-OG	7.78	1.52	1.42
1	J	202	SER	CB-OG	7.78	1.52	1.42
1	G	202	SER	CB-OG	7.77	1.52	1.42
1	A	202	SER	CB-OG	7.67	1.52	1.42
1	D	108	GLU	CD-OE1	7.63	1.34	1.25
1	G	689	GLU	CD-OE2	7.57	1.33	1.25
1	A	689	GLU	CD-OE2	7.55	1.33	1.25
1	P	689	GLU	CD-OE2	7.48	1.33	1.25
1	D	689	GLU	CD-OE2	7.47	1.33	1.25
1	M	689	GLU	CD-OE2	7.44	1.33	1.25
1	P	347	GLU	CD-OE1	7.43	1.33	1.25
1	J	689	GLU	CD-OE2	7.36	1.33	1.25
1	A	23	GLU	CD-OE1	7.32	1.33	1.25

Continued on next page...

Continued from previous page...

Mol	Chain	Res	Type	Atoms	Z	Observed(Å)	Ideal(Å)
1	D	23	GLU	CD-OE1	7.32	1.33	1.25
1	M	23	GLU	CD-OE1	7.31	1.33	1.25
1	J	347	GLU	CD-OE1	7.29	1.33	1.25
1	M	511	GLU	CD-OE1	7.29	1.33	1.25
1	D	347	GLU	CD-OE1	7.27	1.33	1.25
1	G	23	GLU	CD-OE1	7.26	1.33	1.25
1	G	347	GLU	CD-OE1	7.25	1.33	1.25
1	J	23	GLU	CD-OE1	7.25	1.33	1.25
1	P	23	GLU	CD-OE1	7.23	1.33	1.25
1	M	347	GLU	CD-OE1	7.22	1.33	1.25
1	A	511	GLU	CD-OE1	7.21	1.33	1.25
1	A	347	GLU	CD-OE1	7.21	1.33	1.25
1	P	511	GLU	CD-OE1	7.17	1.33	1.25
1	J	511	GLU	CD-OE1	7.15	1.33	1.25
1	D	524	GLU	CD-OE1	7.10	1.33	1.25
1	G	68	GLU	CD-OE2	7.09	1.33	1.25
1	G	330	GLU	CD-OE1	7.07	1.33	1.25
1	D	68	GLU	CD-OE2	7.06	1.33	1.25
1	P	811	GLU	CD-OE1	7.05	1.33	1.25
1	G	26	GLU	CD-OE1	7.05	1.33	1.25
1	P	26	GLU	CD-OE1	7.03	1.33	1.25
1	M	68	GLU	CD-OE2	7.01	1.33	1.25
1	J	330	GLU	CD-OE1	7.00	1.33	1.25
1	P	330	GLU	CD-OE1	7.00	1.33	1.25
1	J	524	GLU	CD-OE1	6.99	1.33	1.25
1	M	330	GLU	CD-OE1	6.99	1.33	1.25
1	P	524	GLU	CD-OE1	6.99	1.33	1.25
1	M	524	GLU	CD-OE1	6.99	1.33	1.25
1	A	524	GLU	CD-OE1	6.98	1.33	1.25
1	G	376	GLU	CD-OE1	6.97	1.33	1.25
1	A	330	GLU	CD-OE1	6.95	1.33	1.25
1	G	511	GLU	CD-OE1	6.95	1.33	1.25
1	A	68	GLU	CD-OE2	6.94	1.33	1.25
1	M	26	GLU	CD-OE1	6.93	1.33	1.25
1	J	376	GLU	CD-OE1	6.92	1.33	1.25
1	D	811	GLU	CD-OE1	6.92	1.33	1.25
1	J	811	GLU	CD-OE1	6.92	1.33	1.25
1	P	68	GLU	CD-OE2	6.91	1.33	1.25
1	P	376	GLU	CD-OE1	6.91	1.33	1.25
1	D	511	GLU	CD-OE1	6.91	1.33	1.25
1	A	376	GLU	CD-OE1	6.91	1.33	1.25
1	M	811	GLU	CD-OE1	6.91	1.33	1.25

Continued on next page...

Continued from previous page...

Mol	Chain	Res	Type	Atoms	Z	Observed(Å)	Ideal(Å)
1	G	524	GLU	CD-OE1	6.88	1.33	1.25
1	M	376	GLU	CD-OE1	6.88	1.33	1.25
1	D	26	GLU	CD-OE1	6.87	1.33	1.25
1	J	26	GLU	CD-OE1	6.86	1.33	1.25
1	A	26	GLU	CD-OE1	6.84	1.33	1.25
1	D	376	GLU	CD-OE1	6.82	1.33	1.25
1	A	655	GLU	CD-OE1	6.81	1.33	1.25
1	A	811	GLU	CD-OE1	6.78	1.33	1.25
1	P	655	GLU	CD-OE1	6.78	1.33	1.25
1	J	68	GLU	CD-OE2	6.78	1.33	1.25
1	P	319	GLU	CD-OE1	6.77	1.33	1.25
1	M	319	GLU	CD-OE1	6.74	1.33	1.25
1	D	330	GLU	CD-OE1	6.72	1.33	1.25
1	J	538	GLU	CD-OE1	6.72	1.33	1.25
1	P	538	GLU	CD-OE1	6.72	1.33	1.25
1	M	655	GLU	CD-OE1	6.70	1.33	1.25
1	J	655	GLU	CD-OE1	6.70	1.33	1.25
1	M	538	GLU	CD-OE1	6.69	1.33	1.25
1	J	319	GLU	CD-OE1	6.68	1.32	1.25
1	G	811	GLU	CD-OE1	6.68	1.32	1.25
1	G	655	GLU	CD-OE1	6.64	1.32	1.25
1	A	266	GLU	CD-OE2	6.63	1.32	1.25
1	D	655	GLU	CD-OE1	6.61	1.32	1.25
1	J	266	GLU	CD-OE2	6.60	1.32	1.25
2	E	150	TYR	CD2-CE2	-6.57	1.29	1.39
1	G	538	GLU	CD-OE1	6.56	1.32	1.25
1	D	538	GLU	CD-OE1	6.55	1.32	1.25
2	B	150	TYR	CD2-CE2	-6.55	1.29	1.39
1	A	319	GLU	CD-OE1	6.55	1.32	1.25
1	M	808	GLU	CD-OE1	6.54	1.32	1.25
1	A	538	GLU	CD-OE1	6.54	1.32	1.25
1	G	785	GLU	C-N	6.54	1.49	1.34
1	G	89	GLU	CD-OE1	6.53	1.32	1.25
1	G	99	GLU	CD-OE2	6.53	1.32	1.25
1	G	319	GLU	CD-OE1	6.53	1.32	1.25
1	P	266	GLU	CD-OE2	6.52	1.32	1.25
1	D	319	GLU	CD-OE1	6.50	1.32	1.25
1	D	266	GLU	CD-OE2	6.50	1.32	1.25
1	D	99	GLU	CD-OE2	6.49	1.32	1.25
1	M	266	GLU	CD-OE2	6.49	1.32	1.25
1	G	502	GLU	CD-OE2	6.49	1.32	1.25
1	D	538	GLU	CD-OE2	-6.48	1.18	1.25

Continued on next page...

Continued from previous page...

Mol	Chain	Res	Type	Atoms	Z	Observed(Å)	Ideal(Å)
1	G	605	GLU	CD-OE1	6.46	1.32	1.25
2	K	150	TYR	CD2-CE2	-6.46	1.29	1.39
1	A	502	GLU	CD-OE2	6.46	1.32	1.25
1	A	89	GLU	CD-OE1	6.44	1.32	1.25
1	A	605	GLU	CD-OE1	6.44	1.32	1.25
1	J	538	GLU	CD-OE2	-6.42	1.18	1.25
1	P	538	GLU	CD-OE2	-6.42	1.18	1.25
2	Q	150	TYR	CD2-CE2	-6.41	1.29	1.39
1	G	802	GLU	CD-OE1	6.40	1.32	1.25
1	D	89	GLU	CD-OE1	6.39	1.32	1.25
1	G	6	GLU	CD-OE1	6.39	1.32	1.25
1	J	502	GLU	CD-OE2	6.38	1.32	1.25
1	A	6	GLU	CD-OE1	6.38	1.32	1.25
1	P	808	GLU	CD-OE1	6.38	1.32	1.25
1	M	502	GLU	CD-OE2	6.38	1.32	1.25
4	3	259	GLU	CG-CD	6.38	1.61	1.51
1	M	89	GLU	CD-OE1	6.37	1.32	1.25
1	J	89	GLU	CD-OE1	6.37	1.32	1.25
4	1	259	GLU	CG-CD	6.37	1.61	1.51
1	J	808	GLU	CD-OE1	6.35	1.32	1.25
1	M	802	GLU	CD-OE1	6.35	1.32	1.25
1	G	538	GLU	CD-OE2	-6.34	1.18	1.25
2	N	150	TYR	CD2-CE2	-6.34	1.29	1.39
1	P	99	GLU	CD-OE2	6.33	1.32	1.25
1	P	502	GLU	CD-OE2	6.33	1.32	1.25
1	D	808	GLU	CD-OE1	6.32	1.32	1.25
2	B	150	TYR	N-CA	-6.32	1.33	1.46
1	M	605	GLU	CD-OE1	6.32	1.32	1.25
1	D	502	GLU	CD-OE2	6.32	1.32	1.25
4	Y	259	GLU	CG-CD	6.32	1.61	1.51
1	D	6	GLU	CD-OE1	6.31	1.32	1.25
1	M	99	GLU	CD-OE2	6.31	1.32	1.25
1	A	538	GLU	CD-OE2	-6.30	1.18	1.25
1	P	6	GLU	CD-OE1	6.30	1.32	1.25
4	6	259	GLU	CG-CD	6.30	1.61	1.51
1	A	808	GLU	CD-OE1	6.30	1.32	1.25
1	J	802	GLU	CD-OE1	6.29	1.32	1.25
4	9	259	GLU	CG-CD	6.29	1.61	1.51
1	P	89	GLU	CD-OE1	6.29	1.32	1.25
4	V	259	GLU	CG-CD	6.28	1.61	1.51
1	A	99	GLU	CD-OE2	6.28	1.32	1.25
1	M	538	GLU	CD-OE2	-6.28	1.18	1.25

Continued on next page...

Continued from previous page...

Mol	Chain	Res	Type	Atoms	Z	Observed(Å)	Ideal(Å)
2	H	150	TYR	CD2-CE2	-6.28	1.29	1.39
1	G	808	GLU	CD-OE1	6.28	1.32	1.25
1	J	6	GLU	CD-OE1	6.27	1.32	1.25
1	P	802	GLU	CD-OE1	6.26	1.32	1.25
1	M	6	GLU	CD-OE1	6.26	1.32	1.25
4	4	259	GLU	CG-CD	6.26	1.61	1.51
4	7	259	GLU	CG-CD	6.26	1.61	1.51
1	D	605	GLU	CD-OE1	6.25	1.32	1.25
1	J	99	GLU	CD-OE2	6.25	1.32	1.25
1	J	329	GLU	CD-OE1	6.25	1.32	1.25
4	5	259	GLU	CG-CD	6.25	1.61	1.51
4	X	259	GLU	CG-CD	6.25	1.61	1.51
1	M	509	GLU	CD-OE1	6.24	1.32	1.25
4	2	259	GLU	CG-CD	6.23	1.61	1.51
2	E	150	TYR	N-CA	-6.22	1.33	1.46
1	G	266	GLU	CD-OE2	6.22	1.32	1.25
1	D	802	GLU	CD-OE1	6.22	1.32	1.25
4	W	259	GLU	CG-CD	6.21	1.61	1.51
2	K	150	TYR	N-CA	-6.21	1.33	1.46
2	H	150	TYR	N-CA	-6.21	1.33	1.46
2	N	150	TYR	N-CA	-6.20	1.33	1.46
1	M	329	GLU	CD-OE1	6.20	1.32	1.25
4	Z	259	GLU	CG-CD	6.20	1.61	1.51
4	8	259	GLU	CG-CD	6.19	1.61	1.51
2	Q	150	TYR	N-CA	-6.18	1.33	1.46
1	P	329	GLU	CD-OE1	6.18	1.32	1.25
1	J	605	GLU	CD-OE1	6.17	1.32	1.25
1	J	509	GLU	CD-OE1	6.16	1.32	1.25
1	G	509	GLU	CD-OE1	6.15	1.32	1.25
1	P	605	GLU	CD-OE1	6.13	1.32	1.25
1	P	509	GLU	CD-OE1	6.13	1.32	1.25
1	D	509	GLU	CD-OE1	6.12	1.32	1.25
1	G	329	GLU	CD-OE1	6.11	1.32	1.25
1	A	417	GLU	CD-OE1	6.10	1.32	1.25
1	P	230	GLU	CD-OE2	6.10	1.32	1.25
1	A	802	GLU	CD-OE1	6.07	1.32	1.25
1	A	329	GLU	CD-OE1	6.04	1.32	1.25
1	A	509	GLU	CD-OE1	6.04	1.32	1.25
1	G	540	CYS	CB-SG	-6.00	1.72	1.82
1	D	417	GLU	CD-OE1	5.96	1.32	1.25
1	G	417	GLU	CD-OE1	5.94	1.32	1.25
1	P	527	GLU	CD-OE1	5.94	1.32	1.25

Continued on next page...

Continued from previous page...

Mol	Chain	Res	Type	Atoms	Z	Observed(Å)	Ideal(Å)
1	G	476	GLU	CD-OE2	-5.94	1.19	1.25
1	M	417	GLU	CD-OE1	5.92	1.32	1.25
1	M	230	GLU	CD-OE2	5.91	1.32	1.25
1	D	230	GLU	CD-OE2	5.91	1.32	1.25
1	J	527	GLU	CD-OE1	5.91	1.32	1.25
1	P	417	GLU	CD-OE1	5.91	1.32	1.25
1	D	329	GLU	CD-OE1	5.90	1.32	1.25
1	J	230	GLU	CD-OE2	5.90	1.32	1.25
1	G	230	GLU	CD-OE2	5.89	1.32	1.25
1	J	417	GLU	CD-OE1	5.87	1.32	1.25
1	P	540	CYS	CB-SG	-5.87	1.72	1.81
1	A	597	GLU	CD-OE1	5.86	1.32	1.25
1	M	527	GLU	CD-OE1	5.85	1.32	1.25
1	D	468	GLU	CD-OE1	5.84	1.32	1.25
1	P	785	GLU	CD-OE2	5.84	1.32	1.25
1	J	540	CYS	CB-SG	-5.83	1.72	1.81
1	J	421	GLU	CD-OE2	5.83	1.32	1.25
1	J	499	GLU	CD-OE2	5.83	1.32	1.25
1	M	540	CYS	CB-SG	-5.83	1.72	1.81
1	A	785	GLU	CD-OE2	5.83	1.32	1.25
1	D	540	CYS	CB-SG	-5.82	1.72	1.81
1	A	540	CYS	CB-SG	-5.82	1.72	1.81
1	D	785	GLU	CD-OE2	5.82	1.32	1.25
1	M	74	GLU	CD-OE2	5.82	1.32	1.25
1	J	468	GLU	CD-OE1	5.81	1.32	1.25
1	G	218	LEU	CB-CG	5.81	1.69	1.52
1	D	597	GLU	CD-OE1	5.80	1.32	1.25
1	A	74	GLU	CD-OE2	5.79	1.32	1.25
1	A	468	GLU	CD-OE1	5.79	1.32	1.25
1	P	499	GLU	CD-OE2	5.79	1.32	1.25
1	G	74	GLU	CD-OE2	5.78	1.32	1.25
1	A	230	GLU	CD-OE2	5.78	1.32	1.25
1	P	74	GLU	CD-OE2	5.78	1.32	1.25
1	M	499	GLU	CD-OE2	5.77	1.31	1.25
1	J	74	GLU	CD-OE2	5.76	1.31	1.25
1	J	476	GLU	CD-OE2	-5.76	1.19	1.25
1	P	421	GLU	CD-OE2	5.75	1.31	1.25
1	A	527	GLU	CD-OE1	5.74	1.31	1.25
1	D	687	GLU	CD-OE1	5.73	1.31	1.25
1	D	476	GLU	CD-OE2	-5.72	1.19	1.25
1	M	468	GLU	CD-OE1	5.72	1.31	1.25
1	G	597	GLU	CD-OE1	5.71	1.31	1.25

Continued on next page...

Continued from previous page...

Mol	Chain	Res	Type	Atoms	Z	Observed(Å)	Ideal(Å)
1	G	785	GLU	CD-OE2	5.71	1.31	1.25
1	M	218	LEU	CB-CG	5.71	1.69	1.52
1	A	218	LEU	CB-CG	5.70	1.69	1.52
1	A	476	GLU	CD-OE2	-5.70	1.19	1.25
1	D	625	THR	CB-CG2	5.69	1.71	1.52
1	A	625	THR	CB-CG2	5.69	1.71	1.52
2	H	150	TYR	CE1-CZ	5.69	1.46	1.38
1	M	625	THR	CB-CG2	5.69	1.71	1.52
1	G	625	THR	CB-CG2	5.68	1.71	1.52
1	P	468	GLU	CD-OE1	5.68	1.31	1.25
1	G	527	GLU	CD-OE1	5.68	1.31	1.25
1	P	218	LEU	CB-CG	5.68	1.69	1.52
1	M	421	GLU	CD-OE2	5.67	1.31	1.25
1	P	625	THR	CB-CG2	5.67	1.71	1.52
1	J	597	GLU	CD-OE1	5.67	1.31	1.25
1	J	625	THR	CB-CG2	5.67	1.71	1.52
1	P	476	GLU	CD-OE2	-5.67	1.19	1.25
1	A	687	GLU	CD-OE1	5.66	1.31	1.25
1	D	218	LEU	CB-CG	5.66	1.69	1.52
1	J	218	LEU	CB-CG	5.66	1.69	1.52
1	M	777	GLU	CD-OE2	5.66	1.31	1.25
1	M	785	GLU	CD-OE2	5.65	1.31	1.25
1	G	777	GLU	CD-OE2	5.63	1.31	1.25
1	J	785	GLU	CD-OE2	5.62	1.31	1.25
1	M	687	GLU	CD-OE1	5.61	1.31	1.25
1	D	527	GLU	CD-OE1	5.61	1.31	1.25
1	D	499	GLU	CD-OE2	5.60	1.31	1.25
1	G	687	GLU	CD-OE1	5.59	1.31	1.25
1	M	373	GLU	CD-OE1	5.59	1.31	1.25
1	J	687	GLU	CD-OE1	5.58	1.31	1.25
1	M	476	GLU	CD-OE2	-5.58	1.19	1.25
1	P	597	GLU	CD-OE1	5.58	1.31	1.25
1	P	373	GLU	CD-OE1	5.54	1.31	1.25
1	A	421	GLU	CD-OE2	5.54	1.31	1.25
1	G	373	GLU	CD-OE1	5.54	1.31	1.25
1	D	74	GLU	CD-OE2	5.54	1.31	1.25
1	J	373	GLU	CD-OE1	5.53	1.31	1.25
1	A	777	GLU	CD-OE2	5.53	1.31	1.25
1	A	499	GLU	CD-OE2	5.52	1.31	1.25
1	D	373	GLU	CD-OE1	5.51	1.31	1.25
2	B	150	TYR	CE1-CZ	5.50	1.45	1.38
1	M	597	GLU	CD-OE1	5.50	1.31	1.25

Continued on next page...

Continued from previous page...

Mol	Chain	Res	Type	Atoms	Z	Observed(Å)	Ideal(Å)
1	P	687	GLU	CD-OE1	5.50	1.31	1.25
1	G	421	GLU	CD-OE2	5.50	1.31	1.25
1	D	421	GLU	CD-OE2	5.49	1.31	1.25
1	A	373	GLU	CD-OE1	5.49	1.31	1.25
1	J	777	GLU	CD-OE2	5.49	1.31	1.25
1	G	499	GLU	CD-OE2	5.46	1.31	1.25
1	G	468	GLU	CD-OE1	5.45	1.31	1.25
1	G	298	GLU	CD-OE2	5.45	1.31	1.25
2	Q	131	GLU	N-CA	5.44	1.57	1.46
1	D	777	GLU	CD-OE2	5.44	1.31	1.25
2	K	131	GLU	N-CA	5.43	1.57	1.46
1	G	506	GLU	CD-OE2	5.42	1.31	1.25
1	P	298	GLU	CD-OE2	5.42	1.31	1.25
1	G	479	CYS	CB-SG	-5.41	1.73	1.81
2	N	131	GLU	N-CA	5.41	1.57	1.46
2	H	131	GLU	N-CA	5.40	1.57	1.46
1	P	777	GLU	CD-OE2	5.39	1.31	1.25
2	Q	150	TYR	CE1-CZ	5.38	1.45	1.38
2	N	150	TYR	CE1-CZ	5.38	1.45	1.38
2	E	150	TYR	CE1-CZ	5.37	1.45	1.38
1	M	479	CYS	CB-SG	-5.37	1.73	1.81
1	A	506	GLU	CD-OE2	5.36	1.31	1.25
1	D	282	GLU	CD-OE1	5.36	1.31	1.25
1	M	298	GLU	CD-OE2	5.36	1.31	1.25
1	D	298	GLU	CD-OE2	5.36	1.31	1.25
1	J	218	LEU	C-N	-5.36	1.21	1.34
1	D	65	GLU	CD-OE1	5.35	1.31	1.25
2	E	131	GLU	N-CA	5.35	1.57	1.46
2	B	131	GLU	N-CA	5.35	1.57	1.46
1	A	479	CYS	CB-SG	-5.34	1.73	1.81
1	D	218	LEU	C-N	-5.34	1.21	1.34
1	A	218	LEU	C-N	-5.33	1.21	1.34
1	M	218	LEU	C-N	-5.33	1.21	1.34
2	K	150	TYR	CE1-CZ	5.32	1.45	1.38
1	J	479	CYS	CB-SG	-5.32	1.73	1.81
1	P	218	LEU	C-N	-5.31	1.21	1.34
1	D	702	GLU	CD-OE2	5.30	1.31	1.25
1	J	679	GLU	CD-OE2	5.30	1.31	1.25
1	J	298	GLU	CD-OE2	5.30	1.31	1.25
1	A	65	GLU	CD-OE1	5.28	1.31	1.25
1	J	65	GLU	CD-OE1	5.28	1.31	1.25
1	M	679	GLU	CD-OE2	5.27	1.31	1.25

Continued on next page...

Continued from previous page...

Mol	Chain	Res	Type	Atoms	Z	Observed(Å)	Ideal(Å)
1	P	479	CYS	CB-SG	-5.27	1.73	1.81
1	P	56	GLU	CD-OE1	5.26	1.31	1.25
1	D	506	GLU	CD-OE2	5.26	1.31	1.25
1	D	679	GLU	CD-OE2	5.25	1.31	1.25
1	P	65	GLU	CD-OE1	5.25	1.31	1.25
1	G	218	LEU	C-N	-5.24	1.22	1.34
2	B	149	ASP	CB-CG	5.22	1.62	1.51
1	A	298	GLU	CD-OE2	5.22	1.31	1.25
2	Q	149	ASP	CB-CG	5.22	1.62	1.51
2	N	149	ASP	CB-CG	5.21	1.62	1.51
1	P	12	GLU	CD-OE2	5.21	1.31	1.25
1	M	506	GLU	CD-OE2	5.21	1.31	1.25
1	J	527	GLU	CD-OE2	-5.19	1.20	1.25
1	J	702	GLU	CD-OE2	5.19	1.31	1.25
1	D	479	CYS	CB-SG	-5.19	1.73	1.81
2	K	149	ASP	CB-CG	5.19	1.62	1.51
1	P	679	GLU	CD-OE2	5.19	1.31	1.25
1	G	679	GLU	CD-OE2	5.18	1.31	1.25
4	Z	259	GLU	CB-CG	5.17	1.61	1.52
1	J	12	GLU	CD-OE2	5.16	1.31	1.25
1	A	697	CYS	CB-SG	5.16	1.91	1.82
1	M	282	GLU	CD-OE1	5.16	1.31	1.25
1	M	702	GLU	CD-OE2	5.15	1.31	1.25
1	P	702	GLU	CD-OE2	5.15	1.31	1.25
1	A	679	GLU	CD-OE2	5.15	1.31	1.25
1	M	65	GLU	CD-OE1	5.14	1.31	1.25
1	G	697	CYS	CB-SG	5.14	1.91	1.82
1	P	282	GLU	CD-OE1	5.14	1.31	1.25
1	P	527	GLU	CD-OE2	-5.13	1.20	1.25
1	P	21	GLU	CD-OE2	5.13	1.31	1.25
1	A	539	GLU	CD-OE1	5.13	1.31	1.25
1	G	21	GLU	CD-OE2	5.12	1.31	1.25
1	G	65	GLU	CD-OE1	5.12	1.31	1.25
2	E	149	ASP	CB-CG	5.12	1.62	1.51
1	J	150	GLU	CD-OE1	5.12	1.31	1.25
1	P	506	GLU	CD-OE2	5.11	1.31	1.25
1	G	12	GLU	CD-OE2	5.11	1.31	1.25
1	M	697	CYS	CB-SG	5.11	1.91	1.82
2	H	149	ASP	CB-CG	5.10	1.62	1.51
4	8	259	GLU	CB-CG	5.10	1.61	1.52
1	J	21	GLU	CD-OE2	5.10	1.31	1.25
4	3	259	GLU	CB-CG	5.10	1.61	1.52

Continued on next page...

Continued from previous page...

Mol	Chain	Res	Type	Atoms	Z	Observed(Å)	Ideal(Å)
1	A	21	GLU	CD-OE2	5.09	1.31	1.25
1	A	150	GLU	CD-OE1	5.09	1.31	1.25
1	G	702	GLU	CD-OE2	5.09	1.31	1.25
1	P	150	GLU	CD-OE1	5.08	1.31	1.25
1	J	506	GLU	CD-OE2	5.08	1.31	1.25
1	J	282	GLU	CD-OE1	5.07	1.31	1.25
4	4	259	GLU	CB-CG	5.07	1.61	1.52
1	A	702	GLU	CD-OE2	5.07	1.31	1.25
1	M	150	GLU	CD-OE1	5.07	1.31	1.25
1	D	150	GLU	CD-OE1	5.06	1.31	1.25
1	M	21	GLU	CD-OE2	5.06	1.31	1.25
1	D	21	GLU	CD-OE2	5.05	1.31	1.25
4	2	259	GLU	CB-CG	5.05	1.61	1.52
1	A	12	GLU	CD-OE2	5.05	1.31	1.25
1	A	56	GLU	CD-OE1	5.05	1.31	1.25
1	J	56	GLU	CD-OE1	5.05	1.31	1.25
1	M	527	GLU	CD-OE2	-5.05	1.20	1.25
1	A	282	GLU	CD-OE1	5.05	1.31	1.25
1	A	527	GLU	CD-OE2	-5.05	1.20	1.25
1	M	12	GLU	CD-OE2	5.04	1.31	1.25
4	5	259	GLU	CB-CG	5.04	1.61	1.52
4	1	259	GLU	CB-CG	5.04	1.61	1.52
1	D	12	GLU	CD-OE2	5.04	1.31	1.25
1	G	282	GLU	CD-OE1	5.03	1.31	1.25
4	9	259	GLU	CB-CG	5.03	1.61	1.52
4	W	259	GLU	CB-CG	5.03	1.61	1.52
4	V	259	GLU	CB-CG	5.03	1.61	1.52
4	Y	259	GLU	CB-CG	5.03	1.61	1.52
4	X	259	GLU	CB-CG	5.01	1.61	1.52
4	7	259	GLU	CB-CG	5.01	1.61	1.52
1	D	56	GLU	CD-OE1	5.01	1.31	1.25
4	6	259	GLU	CB-CG	5.01	1.61	1.52

All (1565) bond angle outliers are listed below:

Mol	Chain	Res	Type	Atoms	Z	Observed(°)	Ideal(°)
1	G	637	LYS	O-C-N	-58.52	23.71	123.20
1	J	637	LYS	O-C-N	-58.49	23.77	123.20
1	D	637	LYS	O-C-N	-58.48	23.78	123.20
1	P	637	LYS	O-C-N	-58.47	23.81	123.20
1	M	637	LYS	O-C-N	-58.45	23.83	123.20
1	A	637	LYS	O-C-N	-58.43	23.86	123.20

Continued on next page...

Continued from previous page...

Mol	Chain	Res	Type	Atoms	Z	Observed(°)	Ideal(°)
1	P	769	ALA	O-C-N	-43.31	49.57	123.20
1	J	709	LYS	O-C-N	-36.04	61.93	123.20
1	A	649	VAL	CG1-CB-CG2	-34.03	56.45	110.90
1	M	649	VAL	CG1-CB-CG2	-34.01	56.48	110.90
1	J	649	VAL	CG1-CB-CG2	-34.00	56.50	110.90
1	G	649	VAL	CG1-CB-CG2	-34.00	56.50	110.90
1	P	649	VAL	CG1-CB-CG2	-33.99	56.51	110.90
1	D	649	VAL	CG1-CB-CG2	-33.98	56.53	110.90
1	J	648	THR	CA-CB-OG1	-31.73	42.38	109.00
1	D	648	THR	CA-CB-OG1	-31.72	42.39	109.00
1	P	648	THR	CA-CB-OG1	-31.71	42.40	109.00
1	M	648	THR	CA-CB-OG1	-31.71	42.41	109.00
1	A	648	THR	CA-CB-OG1	-31.70	42.43	109.00
1	G	648	THR	CA-CB-OG1	-31.68	42.47	109.00
1	P	785	GLU	O-C-N	-29.16	76.05	122.70
2	E	150	TYR	CB-CG-CD2	-28.66	103.81	121.00
2	K	150	TYR	CB-CG-CD2	-28.59	103.85	121.00
2	B	150	TYR	CB-CG-CD2	-28.56	103.86	121.00
2	H	150	TYR	CB-CG-CD2	-28.55	103.87	121.00
1	G	649	VAL	CA-CB-CG1	-28.52	68.11	110.90
2	Q	150	TYR	CB-CG-CD2	-28.51	103.89	121.00
1	M	649	VAL	CA-CB-CG1	-28.47	68.19	110.90
1	P	649	VAL	CA-CB-CG1	-28.45	68.22	110.90
1	D	649	VAL	CA-CB-CG1	-28.45	68.23	110.90
1	A	649	VAL	CA-CB-CG1	-28.45	68.23	110.90
1	J	649	VAL	CA-CB-CG1	-28.44	68.24	110.90
2	N	150	TYR	CB-CG-CD2	-28.41	103.95	121.00
1	M	649	VAL	CA-CB-CG2	-28.18	68.64	110.90
1	A	649	VAL	CA-CB-CG2	-28.15	68.67	110.90
1	G	649	VAL	CA-CB-CG2	-28.15	68.68	110.90
1	D	649	VAL	CA-CB-CG2	-28.14	68.69	110.90
1	J	649	VAL	CA-CB-CG2	-28.13	68.70	110.90
1	P	649	VAL	CA-CB-CG2	-28.13	68.71	110.90
1	D	648	THR	CA-CB-CG2	-25.66	76.48	112.40
1	J	648	THR	CA-CB-CG2	-25.58	76.58	112.40
1	P	648	THR	CA-CB-CG2	-25.56	76.61	112.40
1	M	648	THR	CA-CB-CG2	-25.52	76.67	112.40
1	A	648	THR	CA-CB-CG2	-25.43	76.80	112.40
1	G	648	THR	CA-CB-CG2	-25.36	76.89	112.40
1	M	785	GLU	O-C-N	-22.24	87.12	122.70
2	H	150	TYR	CG-CD2-CE2	-20.82	104.65	121.30
1	M	806	MET	O-C-N	20.71	155.83	122.70

Continued on next page...

Continued from previous page...

Mol	Chain	Res	Type	Atoms	Z	Observed(°)	Ideal(°)
2	E	150	TYR	CG-CD2-CE2	-20.63	104.80	121.30
2	Q	150	TYR	CG-CD2-CE2	-20.53	104.88	121.30
2	K	150	TYR	CG-CD2-CE2	-20.53	104.88	121.30
2	N	150	TYR	CG-CD2-CE2	-20.42	104.97	121.30
2	B	150	TYR	CG-CD2-CE2	-20.40	104.98	121.30
2	Q	150	TYR	CD1-CG-CD2	19.50	139.35	117.90
2	H	150	TYR	CD1-CG-CD2	19.45	139.29	117.90
2	B	150	TYR	CD1-CG-CD2	19.44	139.29	117.90
2	E	150	TYR	CD1-CG-CD2	19.42	139.26	117.90
2	N	150	TYR	CD1-CG-CD2	19.42	139.26	117.90
2	K	150	TYR	CD1-CG-CD2	19.41	139.25	117.90
2	N	150	TYR	CG-CD1-CE1	-18.59	106.43	121.30
2	Q	150	TYR	CG-CD1-CE1	-18.48	106.52	121.30
2	K	150	TYR	CG-CD1-CE1	-18.46	106.53	121.30
2	E	150	TYR	CG-CD1-CE1	-18.45	106.54	121.30
2	H	150	TYR	CG-CD1-CE1	-18.43	106.55	121.30
2	B	150	TYR	CG-CD1-CE1	-18.42	106.56	121.30
1	M	806	MET	CA-C-N	-17.61	78.45	117.20
1	J	800	ARG	NE-CZ-NH2	-16.58	112.01	120.30
1	P	800	ARG	NE-CZ-NH2	-16.58	112.01	120.30
1	M	800	ARG	NE-CZ-NH2	-16.54	112.03	120.30
1	D	800	ARG	NE-CZ-NH2	-16.49	112.06	120.30
1	G	800	ARG	NE-CZ-NH2	-16.27	112.16	120.30
1	A	800	ARG	NE-CZ-NH2	-16.22	112.19	120.30
1	M	709	LYS	C-N-CA	-16.01	88.68	122.30
1	M	709	LYS	CA-C-N	-13.74	88.72	116.20
1	J	623	PHE	CB-CG-CD2	-13.72	111.20	120.80
1	G	623	PHE	CB-CG-CD2	-13.71	111.20	120.80
1	A	623	PHE	CB-CG-CD2	-13.67	111.23	120.80
1	D	623	PHE	CB-CG-CD2	-13.63	111.26	120.80
1	P	623	PHE	CB-CG-CD2	-13.62	111.26	120.80
1	M	623	PHE	CB-CG-CD2	-13.59	111.29	120.80
1	M	709	LYS	O-C-N	12.99	145.28	123.20
1	P	785	GLU	CA-C-N	12.45	144.59	117.20
1	A	623	PHE	CB-CG-CD1	12.42	129.50	120.80
1	P	623	PHE	CB-CG-CD1	12.34	129.44	120.80
1	J	623	PHE	CB-CG-CD1	12.34	129.44	120.80
1	G	623	PHE	CB-CG-CD1	12.29	129.41	120.80
1	J	623	PHE	CA-CB-CG	-12.29	84.41	113.90
1	M	623	PHE	CB-CG-CD1	12.28	129.40	120.80
1	P	623	PHE	CA-CB-CG	-12.28	84.44	113.90
1	M	623	PHE	CA-CB-CG	-12.24	84.53	113.90

Continued on next page...

Continued from previous page...

Mol	Chain	Res	Type	Atoms	Z	Observed(°)	Ideal(°)
1	A	623	PHE	CA-CB-CG	-12.23	84.54	113.90
1	D	623	PHE	CA-CB-CG	-12.23	84.54	113.90
1	G	623	PHE	CA-CB-CG	-12.18	84.67	113.90
1	D	623	PHE	CB-CG-CD1	12.03	129.22	120.80
1	M	806	MET	C-N-CA	-11.68	92.50	121.70
1	J	98	HIS	CB-CA-C	-11.60	87.20	110.40
1	A	98	HIS	CB-CA-C	-11.58	87.24	110.40
1	M	98	HIS	CB-CA-C	-11.58	87.25	110.40
1	G	98	HIS	CB-CA-C	-11.56	87.29	110.40
1	D	98	HIS	CB-CA-C	-11.54	87.31	110.40
1	P	98	HIS	CB-CA-C	-11.52	87.36	110.40
1	G	568	PRO	O-C-N	10.70	139.83	122.70
1	D	568	PRO	O-C-N	10.69	139.81	122.70
1	A	568	PRO	O-C-N	10.68	139.79	122.70
1	P	568	PRO	O-C-N	10.62	139.70	122.70
1	M	568	PRO	O-C-N	10.60	139.66	122.70
1	J	568	PRO	O-C-N	10.59	139.64	122.70
2	E	141	PRO	CA-N-CD	10.34	126.17	111.70
2	Q	141	PRO	CA-N-CD	10.28	126.09	111.70
2	N	141	PRO	CA-N-CD	10.28	126.09	111.70
2	H	141	PRO	CA-N-CD	10.24	126.04	111.70
2	K	141	PRO	CA-N-CD	10.19	125.97	111.70
2	B	141	PRO	CA-N-CD	10.11	125.85	111.70
1	A	327	ASP	CB-CG-OD1	-10.11	109.20	118.30
1	G	625	THR	CA-CB-CG2	-10.10	98.27	112.40
1	M	327	ASP	CB-CG-OD1	-10.06	109.25	118.30
1	P	625	THR	CA-CB-CG2	-10.05	98.33	112.40
1	M	625	THR	CA-CB-CG2	-10.04	98.35	112.40
1	A	625	THR	CA-CB-CG2	-10.03	98.36	112.40
1	G	327	ASP	CB-CG-OD1	-10.02	109.28	118.30
1	J	625	THR	CA-CB-CG2	-10.02	98.37	112.40
1	P	327	ASP	CB-CG-OD1	-10.00	109.30	118.30
1	D	625	THR	CA-CB-CG2	-9.98	98.42	112.40
1	D	327	ASP	CB-CG-OD1	-9.97	109.32	118.30
1	J	327	ASP	CB-CG-OD1	-9.87	109.42	118.30
1	P	241	ASP	CB-CG-OD1	-9.85	109.43	118.30
1	A	241	ASP	CB-CG-OD1	-9.81	109.47	118.30
1	D	728	ASN	O-C-N	9.81	138.39	122.70
1	J	241	ASP	CB-CG-OD1	-9.79	109.49	118.30
3	I	63	ILE	O-C-N	9.78	138.34	122.70
1	M	241	ASP	CB-CG-OD1	-9.77	109.51	118.30
1	G	241	ASP	CB-CG-OD1	-9.76	109.52	118.30

Continued on next page...

Continued from previous page...

Mol	Chain	Res	Type	Atoms	Z	Observed(°)	Ideal(°)
3	C	63	ILE	O-C-N	9.75	138.30	122.70
1	M	728	ASN	O-C-N	9.73	138.28	122.70
1	D	241	ASP	CB-CG-OD1	-9.73	109.54	118.30
3	F	63	ILE	O-C-N	9.70	138.21	122.70
1	J	728	ASN	O-C-N	9.65	138.14	122.70
3	O	63	ILE	O-C-N	9.65	138.14	122.70
1	M	785	GLU	CA-C-N	9.65	138.43	117.20
3	L	63	ILE	O-C-N	9.64	138.13	122.70
1	P	728	ASN	O-C-N	9.64	138.13	122.70
1	A	728	ASN	O-C-N	9.63	138.11	122.70
3	R	63	ILE	O-C-N	9.62	138.08	122.70
1	G	728	ASN	O-C-N	9.56	138.00	122.70
1	A	264	ASP	CB-CG-OD2	-9.52	109.73	118.30
1	G	264	ASP	CB-CG-OD2	-9.51	109.74	118.30
2	E	150	TYR	N-CA-CB	-9.47	93.56	110.60
1	P	264	ASP	CB-CG-OD2	-9.46	109.79	118.30
1	M	264	ASP	CB-CG-OD2	-9.43	109.81	118.30
1	D	264	ASP	CB-CG-OD2	-9.41	109.83	118.30
1	J	264	ASP	CB-CG-OD2	-9.40	109.84	118.30
2	Q	150	TYR	N-CA-CB	-9.38	93.71	110.60
2	K	150	TYR	N-CA-CB	-9.36	93.75	110.60
2	H	150	TYR	N-CA-CB	-9.35	93.78	110.60
2	N	150	TYR	N-CA-CB	-9.34	93.80	110.60
2	B	150	TYR	N-CA-CB	-9.29	93.88	110.60
4	2	356	TRP	CD1-CG-CD2	9.24	113.69	106.30
4	X	356	TRP	CD1-CG-CD2	9.18	113.64	106.30
4	6	356	TRP	CD1-CG-CD2	9.13	113.61	106.30
4	8	356	TRP	CD1-CG-CD2	9.13	113.60	106.30
4	Z	356	TRP	CD1-CG-CD2	9.13	113.60	106.30
4	7	356	TRP	CD1-CG-CD2	9.12	113.59	106.30
4	4	356	TRP	CD1-CG-CD2	9.12	113.59	106.30
4	9	356	TRP	CD1-CG-CD2	9.11	113.59	106.30
4	W	356	TRP	CD1-CG-CD2	9.06	113.55	106.30
4	3	356	TRP	CD1-CG-CD2	9.05	113.54	106.30
1	M	769	ALA	CA-C-N	-9.04	98.13	116.20
1	M	378	ASP	CB-CG-OD2	9.01	126.41	118.30
4	5	356	TRP	CD1-CG-CD2	9.01	113.51	106.30
1	J	352	TYR	CB-CG-CD1	9.01	126.41	121.00
1	P	352	TYR	CB-CG-CD1	9.01	126.40	121.00
4	V	356	TRP	CD1-CG-CD2	9.00	113.50	106.30
4	Y	356	TRP	CD1-CG-CD2	8.98	113.48	106.30
1	P	378	ASP	CB-CG-OD2	8.98	126.38	118.30

Continued on next page...

Continued from previous page...

Mol	Chain	Res	Type	Atoms	Z	Observed(°)	Ideal(°)
1	J	378	ASP	CB-CG-OD2	8.95	126.35	118.30
1	G	709	LYS	C-N-CA	8.89	140.97	122.30
4	1	356	TRP	CD1-CG-CD2	8.87	113.40	106.30
1	D	378	ASP	CB-CG-OD2	8.86	126.27	118.30
1	G	378	ASP	CB-CG-OD2	8.84	126.26	118.30
1	A	378	ASP	CB-CG-OD2	8.84	126.25	118.30
1	D	352	TYR	CB-CG-CD1	8.83	126.30	121.00
2	N	138	ALA	O-C-N	-8.83	108.57	122.70
1	G	352	TYR	CB-CG-CD1	8.81	126.29	121.00
1	M	352	TYR	CB-CG-CD1	8.79	126.28	121.00
1	A	352	TYR	CB-CG-CD1	8.79	126.27	121.00
2	Q	138	ALA	O-C-N	-8.72	108.74	122.70
4	W	177	ARG	NE-CZ-NH2	-8.72	115.94	120.30
2	H	138	ALA	O-C-N	-8.71	108.76	122.70
2	E	138	ALA	O-C-N	-8.71	108.77	122.70
2	K	138	ALA	O-C-N	-8.70	108.78	122.70
2	B	138	ALA	O-C-N	-8.65	108.86	122.70
4	Z	177	ARG	NE-CZ-NH2	-8.60	116.00	120.30
1	J	709	LYS	CA-C-N	8.59	133.38	116.20
4	1	177	ARG	NE-CZ-NH2	-8.57	116.01	120.30
4	8	177	ARG	NE-CZ-NH2	-8.57	116.01	120.30
4	6	177	ARG	NE-CZ-NH2	-8.57	116.01	120.30
4	9	177	ARG	NE-CZ-NH2	-8.56	116.02	120.30
4	3	177	ARG	NE-CZ-NH2	-8.56	116.02	120.30
4	4	177	ARG	NE-CZ-NH2	-8.56	116.02	120.30
4	3	86	TRP	CD1-CG-CD2	8.53	113.13	106.30
4	Y	86	TRP	CD1-CG-CD2	8.53	113.12	106.30
4	Y	177	ARG	NE-CZ-NH2	-8.53	116.03	120.30
1	J	601	ASP	CB-CG-OD1	-8.53	110.63	118.30
1	M	601	ASP	CB-CG-OD1	-8.52	110.63	118.30
4	W	86	TRP	CD1-CG-CD2	8.52	113.12	106.30
4	2	177	ARG	NE-CZ-NH2	-8.51	116.05	120.30
4	1	86	TRP	CD1-CG-CD2	8.51	113.11	106.30
4	7	177	ARG	NE-CZ-NH2	-8.51	116.05	120.30
4	4	86	TRP	CD1-CG-CD2	8.50	113.10	106.30
4	V	177	ARG	NE-CZ-NH2	-8.50	116.05	120.30
1	P	786	ILE	CA-C-N	-8.50	98.50	117.20
4	7	86	TRP	CD1-CG-CD2	8.50	113.10	106.30
4	5	86	TRP	CD1-CG-CD2	8.49	113.09	106.30
1	D	601	ASP	CB-CG-OD1	-8.49	110.66	118.30
4	5	177	ARG	NE-CZ-NH2	-8.49	116.06	120.30
1	J	352	TYR	CB-CG-CD2	-8.47	115.92	121.00

Continued on next page...

Continued from previous page...

Mol	Chain	Res	Type	Atoms	Z	Observed(°)	Ideal(°)
4	9	86	TRP	CD1-CG-CD2	8.47	113.08	106.30
1	P	601	ASP	CB-CG-OD1	-8.46	110.68	118.30
4	6	86	TRP	CD1-CG-CD2	8.46	113.07	106.30
4	Z	86	TRP	CD1-CG-CD2	8.46	113.07	106.30
4	8	86	TRP	CD1-CG-CD2	8.45	113.06	106.30
1	M	33	ASP	CB-CG-OD1	-8.45	110.70	118.30
1	J	33	ASP	CB-CG-OD1	-8.44	110.70	118.30
4	2	86	TRP	CD1-CG-CD2	8.44	113.05	106.30
4	V	86	TRP	CD1-CG-CD2	8.44	113.05	106.30
4	X	177	ARG	NE-CZ-NH2	-8.43	116.09	120.30
1	G	601	ASP	CB-CG-OD1	-8.42	110.72	118.30
1	P	33	ASP	CB-CG-OD1	-8.42	110.72	118.30
1	A	601	ASP	CB-CG-OD1	-8.38	110.76	118.30
1	M	352	TYR	CB-CG-CD2	-8.32	116.01	121.00
1	P	352	TYR	CB-CG-CD2	-8.32	116.01	121.00
4	X	86	TRP	CD1-CG-CD2	8.30	112.94	106.30
1	G	352	TYR	CB-CG-CD2	-8.29	116.02	121.00
1	G	33	ASP	CB-CG-OD1	-8.27	110.86	118.30
1	A	352	TYR	CB-CG-CD2	-8.26	116.05	121.00
1	D	33	ASP	CB-CG-OD1	-8.23	110.89	118.30
1	A	33	ASP	CB-CG-OD1	-8.19	110.93	118.30
1	A	339	ASP	CB-CG-OD1	-8.10	111.01	118.30
1	D	352	TYR	CB-CG-CD2	-8.08	116.15	121.00
4	4	356	TRP	CE2-CD2-CG	-8.03	100.88	107.30
4	8	356	TRP	CE2-CD2-CG	-8.02	100.88	107.30
4	2	356	TRP	CE2-CD2-CG	-8.01	100.89	107.30
1	G	339	ASP	CB-CG-OD1	-7.99	111.11	118.30
4	X	356	TRP	CE2-CD2-CG	-7.97	100.92	107.30
4	Z	356	TRP	CE2-CD2-CG	-7.97	100.92	107.30
1	A	637	LYS	CA-C-N	7.97	132.13	116.20
4	6	356	TRP	CE2-CD2-CG	-7.95	100.94	107.30
4	9	356	TRP	CE2-CD2-CG	-7.94	100.95	107.30
1	D	637	LYS	CA-C-N	7.92	132.04	116.20
4	V	356	TRP	CE2-CD2-CG	-7.92	100.97	107.30
1	M	637	LYS	CA-C-N	7.91	132.02	116.20
1	P	637	LYS	CA-C-N	7.89	131.98	116.20
4	W	356	TRP	CE2-CD2-CG	-7.88	100.99	107.30
4	7	356	TRP	CE2-CD2-CG	-7.88	100.99	107.30
1	G	637	LYS	CA-C-N	7.88	131.96	116.20
1	J	637	LYS	CA-C-N	7.88	131.96	116.20
4	3	356	TRP	CE2-CD2-CG	-7.87	101.00	107.30
1	D	339	ASP	CB-CG-OD1	-7.86	111.22	118.30

Continued on next page...

Continued from previous page...

Mol	Chain	Res	Type	Atoms	Z	Observed(°)	Ideal(°)
2	E	150	TYR	CD1-CE1-CZ	-7.86	112.72	119.80
1	M	339	ASP	CB-CG-OD1	-7.86	111.23	118.30
1	P	339	ASP	CB-CG-OD1	-7.86	111.23	118.30
4	Y	356	TRP	CE2-CD2-CG	-7.85	101.02	107.30
4	5	356	TRP	CE2-CD2-CG	-7.84	101.03	107.30
2	H	150	TYR	CD1-CE1-CZ	-7.83	112.75	119.80
4	1	356	TRP	CE2-CD2-CG	-7.83	101.03	107.30
1	J	339	ASP	CB-CG-OD1	-7.82	111.26	118.30
2	Q	150	TYR	CD1-CE1-CZ	-7.81	112.77	119.80
4	2	312	ARG	NE-CZ-NH2	7.80	124.20	120.30
1	A	202	SER	CB-CA-C	-7.79	95.30	110.10
1	G	202	SER	CB-CA-C	-7.78	95.32	110.10
2	B	150	TYR	CD1-CE1-CZ	-7.78	112.80	119.80
1	M	653	PHE	CB-CG-CD1	-7.75	115.38	120.80
1	D	202	SER	CB-CA-C	-7.75	95.38	110.10
1	P	202	SER	CB-CA-C	-7.74	95.39	110.10
1	P	653	PHE	CB-CG-CD1	-7.73	115.39	120.80
1	M	202	SER	CB-CA-C	-7.72	95.42	110.10
4	W	312	ARG	NE-CZ-NH2	7.72	124.16	120.30
1	J	202	SER	CB-CA-C	-7.71	95.45	110.10
4	X	312	ARG	NE-CZ-NH2	7.71	124.15	120.30
2	K	150	TYR	CD1-CE1-CZ	-7.70	112.87	119.80
4	8	312	ARG	NE-CZ-NH2	7.70	124.15	120.30
4	Z	312	ARG	NE-CZ-NH2	7.68	124.14	120.30
4	4	312	ARG	NE-CZ-NH2	7.65	124.12	120.30
4	V	312	ARG	NE-CZ-NH2	7.65	124.12	120.30
2	B	127	ARG	NE-CZ-NH2	7.63	124.12	120.30
4	7	312	ARG	NE-CZ-NH2	7.63	124.12	120.30
1	J	653	PHE	CB-CG-CD1	-7.63	115.46	120.80
4	1	312	ARG	NE-CZ-NH2	7.62	124.11	120.30
2	N	150	TYR	CD1-CE1-CZ	-7.62	112.94	119.80
4	1	86	TRP	CE2-CD2-CG	-7.62	101.21	107.30
4	7	86	TRP	CE2-CD2-CG	-7.61	101.21	107.30
1	M	769	ALA	C-N-CA	-7.61	106.32	122.30
1	D	653	PHE	CB-CG-CD1	-7.60	115.48	120.80
4	6	312	ARG	NE-CZ-NH2	7.60	124.10	120.30
4	9	86	TRP	CE2-CD2-CG	-7.59	101.23	107.30
4	Y	86	TRP	CE2-CD2-CG	-7.58	101.23	107.30
4	9	312	ARG	NE-CZ-NH2	7.58	124.09	120.30
4	5	86	TRP	CE2-CD2-CG	-7.58	101.24	107.30
4	6	86	TRP	CE2-CD2-CG	-7.58	101.24	107.30
1	G	654	ARG	NE-CZ-NH1	7.57	124.08	120.30

Continued on next page...

Continued from previous page...

Mol	Chain	Res	Type	Atoms	Z	Observed(°)	Ideal(°)
4	W	86	TRP	CE2-CD2-CG	-7.56	101.25	107.30
4	3	86	TRP	CE2-CD2-CG	-7.56	101.26	107.30
4	2	86	TRP	CE2-CD2-CG	-7.55	101.26	107.30
1	G	653	PHE	CB-CG-CD1	-7.54	115.52	120.80
1	P	518	ASP	CB-CG-OD1	-7.53	111.52	118.30
4	3	312	ARG	NE-CZ-NH2	7.52	124.06	120.30
4	X	86	TRP	CE2-CD2-CG	-7.52	101.28	107.30
3	F	63	ILE	CG1-CB-CG2	-7.52	94.86	111.40
4	4	86	TRP	CE2-CD2-CG	-7.52	101.29	107.30
3	C	63	ILE	CG1-CB-CG2	-7.51	94.88	111.40
4	5	312	ARG	NE-CZ-NH2	7.51	124.05	120.30
4	8	86	TRP	CE2-CD2-CG	-7.50	101.30	107.30
3	O	63	ILE	CG1-CB-CG2	-7.49	94.92	111.40
3	L	63	ILE	CG1-CB-CG2	-7.47	94.97	111.40
2	E	127	ARG	NE-CZ-NH2	7.47	124.03	120.30
3	I	63	ILE	CG1-CB-CG2	-7.46	94.98	111.40
3	R	63	ILE	CG1-CB-CG2	-7.46	94.98	111.40
4	V	86	TRP	CE2-CD2-CG	-7.44	101.35	107.30
4	Z	86	TRP	CE2-CD2-CG	-7.43	101.36	107.30
1	A	654	ARG	NE-CZ-NH1	7.43	124.01	120.30
1	D	654	ARG	NE-CZ-NH1	7.42	124.01	120.30
4	Y	312	ARG	NE-CZ-NH2	7.42	124.01	120.30
1	D	346	ASP	CB-CG-OD2	-7.41	111.63	118.30
4	3	233	SER	CA-C-N	-7.41	100.90	117.20
1	G	518	ASP	CB-CG-OD1	-7.41	111.64	118.30
3	I	63	ILE	CA-C-N	-7.40	100.92	117.20
4	5	233	SER	CA-C-N	-7.40	100.92	117.20
1	J	518	ASP	CB-CG-OD1	-7.39	111.64	118.30
4	4	254	ARG	NE-CZ-NH2	-7.38	116.61	120.30
1	D	518	ASP	CB-CG-OD1	-7.38	111.66	118.30
1	A	653	PHE	CB-CG-CD1	-7.38	115.64	120.80
4	V	233	SER	CA-C-N	-7.37	100.98	117.20
4	Y	233	SER	CA-C-N	-7.37	100.98	117.20
4	8	180	LEU	CA-CB-CG	7.37	132.25	115.30
4	2	79	TRP	CD1-CG-CD2	7.37	112.19	106.30
4	7	233	SER	CA-C-N	-7.36	101.01	117.20
1	A	518	ASP	CB-CG-OD1	-7.36	111.68	118.30
4	X	180	LEU	CA-CB-CG	7.36	132.22	115.30
1	M	104	TYR	CB-CG-CD2	7.36	125.42	121.00
4	8	233	SER	CA-C-N	-7.35	101.03	117.20
4	4	180	LEU	CA-CB-CG	7.35	132.20	115.30
4	9	233	SER	CA-C-N	-7.35	101.03	117.20

Continued on next page...

Continued from previous page...

Mol	Chain	Res	Type	Atoms	Z	Observed(°)	Ideal(°)
4	W	233	SER	CA-C-N	-7.35	101.03	117.20
4	7	180	LEU	CA-CB-CG	7.35	132.19	115.30
4	1	233	SER	CA-C-N	-7.34	101.04	117.20
4	4	233	SER	CA-C-N	-7.34	101.04	117.20
4	3	180	LEU	CA-CB-CG	7.34	132.19	115.30
4	W	180	LEU	CA-CB-CG	7.34	132.19	115.30
4	6	233	SER	CA-C-N	-7.34	101.06	117.20
4	V	206	ARG	NE-CZ-NH1	7.34	123.97	120.30
1	P	654	ARG	NE-CZ-NH1	7.33	123.97	120.30
4	V	180	LEU	CA-CB-CG	7.33	132.17	115.30
3	L	63	ILE	CA-C-N	-7.33	101.07	117.20
1	M	518	ASP	CB-CG-OD1	-7.33	111.70	118.30
4	Z	180	LEU	CA-CB-CG	7.33	132.16	115.30
4	2	180	LEU	CA-CB-CG	7.33	132.16	115.30
4	5	180	LEU	CA-CB-CG	7.33	132.16	115.30
4	Z	233	SER	CA-C-N	-7.33	101.08	117.20
3	F	63	ILE	CA-C-N	-7.32	101.09	117.20
1	P	346	ASP	CB-CG-OD2	-7.32	111.71	118.30
4	9	180	LEU	CA-CB-CG	7.32	132.14	115.30
4	2	233	SER	CA-C-N	-7.32	101.10	117.20
3	R	63	ILE	CA-C-N	-7.32	101.10	117.20
3	C	63	ILE	CA-C-N	-7.32	101.11	117.20
3	O	63	ILE	CA-C-N	-7.32	101.11	117.20
4	X	233	SER	CA-C-N	-7.32	101.11	117.20
4	1	180	LEU	CA-CB-CG	7.31	132.12	115.30
1	G	346	ASP	CB-CG-OD2	-7.31	111.72	118.30
1	J	654	ARG	NE-CZ-NH1	7.31	123.95	120.30
1	P	104	TYR	CB-CG-CD2	7.30	125.38	121.00
1	A	346	ASP	CB-CG-OD2	-7.30	111.73	118.30
4	Y	180	LEU	CA-CB-CG	7.30	132.09	115.30
1	G	104	TYR	CB-CG-CD2	7.29	125.38	121.00
2	Q	127	ARG	NE-CZ-NH2	7.29	123.94	120.30
4	6	180	LEU	CA-CB-CG	7.29	132.06	115.30
1	J	346	ASP	CB-CG-OD2	-7.28	111.75	118.30
4	5	206	ARG	NE-CZ-NH1	7.28	123.94	120.30
4	4	79	TRP	CD1-CG-CD2	7.26	112.11	106.30
4	X	254	ARG	NE-CZ-NH2	-7.26	116.67	120.30
2	Q	150	TYR	CB-CG-CD1	-7.24	116.66	121.00
1	M	654	ARG	NE-CZ-NH1	7.23	123.92	120.30
4	W	340	TRP	CE2-CD2-CG	-7.22	101.52	107.30
4	6	79	TRP	CD1-CG-CD2	7.21	112.07	106.30
4	9	340	TRP	CE2-CD2-CG	-7.21	101.53	107.30

Continued on next page...

Continued from previous page...

Mol	Chain	Res	Type	Atoms	Z	Observed(°)	Ideal(°)
1	M	346	ASP	CB-CG-OD2	-7.21	111.81	118.30
4	9	79	TRP	CD1-CG-CD2	7.21	112.07	106.30
1	A	104	TYR	CB-CG-CD2	7.20	125.32	121.00
4	7	340	TRP	CE2-CD2-CG	-7.20	101.54	107.30
1	J	104	TYR	CB-CG-CD2	7.20	125.32	121.00
2	K	127	ARG	NE-CZ-NH2	7.20	123.90	120.30
4	Z	79	TRP	CD1-CG-CD2	7.20	112.06	106.30
4	Z	254	ARG	NE-CZ-NH2	-7.19	116.70	120.30
4	2	254	ARG	NE-CZ-NH2	-7.19	116.70	120.30
4	Y	79	TRP	CD1-CG-CD2	7.19	112.05	106.30
2	N	150	TYR	CB-CG-CD1	-7.18	116.69	121.00
4	8	79	TRP	CD1-CG-CD2	7.18	112.04	106.30
4	7	79	TRP	CD1-CG-CD2	7.18	112.04	106.30
4	Y	340	TRP	CE2-CD2-CG	-7.17	101.56	107.30
4	4	340	TRP	CE2-CD2-CG	-7.17	101.56	107.30
4	6	254	ARG	NE-CZ-NH2	-7.17	116.71	120.30
4	W	206	ARG	NE-CZ-NH1	7.16	123.88	120.30
4	Y	254	ARG	NE-CZ-NH2	-7.16	116.72	120.30
1	A	568	PRO	CA-C-N	-7.16	101.46	117.20
4	8	206	ARG	NE-CZ-NH1	7.15	123.88	120.30
4	5	254	ARG	NE-CZ-NH2	-7.15	116.72	120.30
1	G	568	PRO	CA-C-N	-7.15	101.47	117.20
4	Y	206	ARG	NE-CZ-NH1	7.15	123.88	120.30
4	1	79	TRP	CD1-CG-CD2	7.15	112.02	106.30
4	V	340	TRP	CE2-CD2-CG	-7.15	101.58	107.30
4	1	254	ARG	NE-CZ-NH2	-7.14	116.73	120.30
4	6	340	TRP	CE2-CD2-CG	-7.14	101.58	107.30
4	5	340	TRP	CE2-CD2-CG	-7.14	101.59	107.30
4	X	79	TRP	CD1-CG-CD2	7.13	112.01	106.30
4	X	206	ARG	NE-CZ-NH1	7.13	123.87	120.30
4	3	79	TRP	CD1-CG-CD2	7.13	112.00	106.30
4	8	254	ARG	NE-CZ-NH2	-7.12	116.74	120.30
4	1	340	TRP	CE2-CD2-CG	-7.12	101.60	107.30
2	H	150	TYR	CB-CG-CD1	-7.12	116.73	121.00
4	X	340	TRP	CE2-CD2-CG	-7.11	101.61	107.30
4	Z	340	TRP	CE2-CD2-CG	-7.11	101.61	107.30
1	P	148	ARG	NE-CZ-NH2	-7.11	116.75	120.30
2	H	127	ARG	NE-CZ-NH2	7.11	123.85	120.30
4	W	79	TRP	CD1-CG-CD2	7.11	111.98	106.30
4	2	340	TRP	CE2-CD2-CG	-7.10	101.62	107.30
4	3	254	ARG	NE-CZ-NH2	-7.10	116.75	120.30
4	3	206	ARG	NE-CZ-NH1	7.09	123.85	120.30

Continued on next page...

Continued from previous page...

Mol	Chain	Res	Type	Atoms	Z	Observed(°)	Ideal(°)
4	7	254	ARG	NE-CZ-NH2	-7.09	116.75	120.30
1	P	568	PRO	CA-C-N	-7.09	101.61	117.20
2	B	150	TYR	CB-CG-CD1	-7.08	116.75	121.00
1	M	568	PRO	CA-C-N	-7.08	101.63	117.20
4	W	254	ARG	NE-CZ-NH2	-7.07	116.76	120.30
4	3	340	TRP	CE2-CD2-CG	-7.07	101.65	107.30
1	J	568	PRO	CA-C-N	-7.06	101.66	117.20
1	D	568	PRO	CA-C-N	-7.06	101.66	117.20
4	W	47	MET	CA-CB-CG	-7.06	101.30	113.30
4	5	79	TRP	CD1-CG-CD2	7.06	111.95	106.30
1	J	148	ARG	NE-CZ-NH2	-7.06	116.77	120.30
4	9	47	MET	CA-CB-CG	-7.05	101.31	113.30
4	9	206	ARG	NE-CZ-NH1	7.05	123.83	120.30
1	D	218	LEU	CB-CG-CD1	7.05	122.98	111.00
1	J	264	ASP	N-CA-CB	-7.05	97.92	110.60
1	M	264	ASP	N-CA-CB	-7.05	97.92	110.60
4	4	47	MET	CA-CB-CG	-7.04	101.33	113.30
4	7	340	TRP	CD1-CG-CD2	7.04	111.94	106.30
1	P	264	ASP	N-CA-CB	-7.04	97.93	110.60
4	1	47	MET	CA-CB-CG	-7.04	101.33	113.30
4	7	47	MET	CA-CB-CG	-7.04	101.33	113.30
4	V	79	TRP	CD1-CG-CD2	7.04	111.93	106.30
4	Z	206	ARG	NE-CZ-NH1	7.04	123.82	120.30
4	5	47	MET	CA-CB-CG	-7.04	101.34	113.30
4	8	340	TRP	CE2-CD2-CG	-7.04	101.67	107.30
4	8	79	TRP	CE2-CD2-CG	-7.03	101.68	107.30
4	V	47	MET	CA-CB-CG	-7.03	101.35	113.30
4	2	206	ARG	NE-CZ-NH1	7.03	123.81	120.30
1	A	264	ASP	N-CA-CB	-7.02	97.96	110.60
4	9	254	ARG	NE-CZ-NH2	-7.02	116.79	120.30
4	W	340	TRP	CD1-CG-CD2	7.02	111.91	106.30
4	Y	79	TRP	CE2-CD2-CG	-7.01	101.69	107.30
1	D	217	THR	N-CA-CB	7.01	123.62	110.30
4	6	79	TRP	CE2-CD2-CG	-7.01	101.69	107.30
4	2	79	TRP	CE2-CD2-CG	-7.01	101.69	107.30
4	7	206	ARG	NE-CZ-NH1	7.01	123.81	120.30
4	6	47	MET	CA-CB-CG	-7.01	101.38	113.30
4	Y	47	MET	CA-CB-CG	-7.01	101.38	113.30
4	8	47	MET	CA-CB-CG	-7.01	101.39	113.30
4	Z	47	MET	CA-CB-CG	-7.01	101.39	113.30
4	2	47	MET	CA-CB-CG	-7.01	101.39	113.30
1	A	218	LEU	CB-CG-CD1	7.00	122.91	111.00

Continued on next page...

Continued from previous page...

Mol	Chain	Res	Type	Atoms	Z	Observed(°)	Ideal(°)
4	1	206	ARG	NE-CZ-NH1	7.00	123.80	120.30
1	G	264	ASP	N-CA-CB	-7.00	97.99	110.60
4	7	79	TRP	CE2-CD2-CG	-7.00	101.70	107.30
1	D	264	ASP	N-CA-CB	-6.99	98.01	110.60
4	3	47	MET	CA-CB-CG	-6.99	101.41	113.30
1	P	218	LEU	CB-CG-CD1	6.99	122.89	111.00
4	X	47	MET	CA-CB-CG	-6.99	101.41	113.30
1	J	218	LEU	CB-CG-CD1	6.99	122.88	111.00
1	P	217	THR	N-CA-CB	6.99	123.58	110.30
1	A	148	ARG	NE-CZ-NH2	-6.99	116.81	120.30
2	K	150	TYR	CB-CG-CD1	-6.99	116.81	121.00
1	A	217	THR	N-CA-CB	6.98	123.56	110.30
1	G	217	THR	N-CA-CB	6.98	123.56	110.30
1	G	450	ASP	CB-CG-OD2	6.98	124.58	118.30
1	M	148	ARG	NE-CZ-NH2	-6.97	116.81	120.30
1	M	218	LEU	CB-CG-CD1	6.97	122.86	111.00
1	G	218	LEU	CB-CG-CD1	6.97	122.85	111.00
4	X	340	TRP	CD1-CG-CD2	6.97	111.88	106.30
2	N	127	ARG	NE-CZ-NH2	6.97	123.78	120.30
4	9	340	TRP	CD1-CG-CD2	6.96	111.87	106.30
4	9	79	TRP	CE2-CD2-CG	-6.96	101.73	107.30
1	J	217	THR	N-CA-CB	6.96	123.52	110.30
1	M	217	THR	N-CA-CB	6.95	123.51	110.30
2	E	150	TYR	CB-CG-CD1	-6.95	116.83	121.00
1	D	148	ARG	NE-CZ-NH2	-6.94	116.83	120.30
4	W	79	TRP	CE2-CD2-CG	-6.94	101.75	107.30
4	1	79	TRP	CE2-CD2-CG	-6.93	101.76	107.30
4	1	340	TRP	CD1-CG-CD2	6.93	111.84	106.30
4	8	340	TRP	CD1-CG-CD2	6.93	111.84	106.30
4	Z	79	TRP	CE2-CD2-CG	-6.92	101.76	107.30
4	4	340	TRP	CD1-CG-CD2	6.92	111.84	106.30
4	6	340	TRP	CD1-CG-CD2	6.92	111.83	106.30
4	X	79	TRP	CE2-CD2-CG	-6.92	101.77	107.30
1	G	75	ASP	N-CA-CB	6.92	123.05	110.60
1	D	104	TYR	CB-CG-CD2	6.91	125.15	121.00
1	D	728	ASN	CA-C-N	-6.91	102.00	117.20
4	4	206	ARG	NE-CZ-NH1	6.91	123.75	120.30
4	6	206	ARG	NE-CZ-NH1	6.91	123.75	120.30
4	Z	340	TRP	CD1-CG-CD2	6.91	111.83	106.30
4	3	79	TRP	CE2-CD2-CG	-6.89	101.79	107.30
4	V	79	TRP	CE2-CD2-CG	-6.89	101.79	107.30
4	V	254	ARG	NE-CZ-NH2	-6.89	116.86	120.30

Continued on next page...

Continued from previous page...

Mol	Chain	Res	Type	Atoms	Z	Observed(°)	Ideal(°)
4	V	340	TRP	CD1-CG-CD2	6.88	111.81	106.30
4	5	79	TRP	CE2-CD2-CG	-6.88	101.80	107.30
1	M	75	ASP	N-CA-CB	6.87	122.97	110.60
4	Y	340	TRP	CD1-CG-CD2	6.87	111.80	106.30
1	M	728	ASN	CA-C-N	-6.86	102.10	117.20
1	M	450	ASP	CB-CG-OD2	6.86	124.47	118.30
1	G	148	ARG	NE-CZ-NH2	-6.86	116.87	120.30
1	G	728	ASN	CA-C-N	-6.86	102.12	117.20
1	A	728	ASN	CA-C-N	-6.85	102.13	117.20
1	J	75	ASP	N-CA-CB	6.85	122.93	110.60
1	P	75	ASP	N-CA-CB	6.84	122.92	110.60
4	2	340	TRP	CD1-CG-CD2	6.84	111.78	106.30
4	4	79	TRP	CE2-CD2-CG	-6.84	101.83	107.30
1	A	75	ASP	N-CA-CB	6.84	122.91	110.60
1	P	728	ASN	CA-C-N	-6.83	102.17	117.20
1	J	450	ASP	CB-CG-OD2	6.82	124.43	118.30
1	D	450	ASP	CB-CG-OD2	6.81	124.43	118.30
1	J	728	ASN	CA-C-N	-6.81	102.22	117.20
1	P	786	ILE	C-N-CA	-6.80	104.69	121.70
1	P	450	ASP	CB-CG-OD2	6.79	124.41	118.30
4	3	340	TRP	CD1-CG-CD2	6.79	111.73	106.30
1	P	555	TYR	CB-CG-CD2	-6.74	116.95	121.00
1	A	450	ASP	CB-CG-OD2	6.74	124.36	118.30
4	5	340	TRP	CD1-CG-CD2	6.74	111.69	106.30
1	D	75	ASP	N-CA-CB	6.73	122.71	110.60
1	G	756	THR	N-CA-CB	-6.70	97.57	110.30
1	M	769	ALA	O-C-N	-6.68	111.84	123.20
1	J	219	GLU	N-CA-C	-6.68	92.96	111.00
1	J	555	TYR	CB-CG-CD2	-6.68	116.99	121.00
1	J	756	THR	N-CA-CB	-6.68	97.61	110.30
1	P	75	ASP	CB-CG-OD2	6.68	124.31	118.30
1	P	219	GLU	N-CA-C	-6.67	93.00	111.00
1	P	756	THR	N-CA-CB	-6.67	97.64	110.30
1	M	219	GLU	N-CA-C	-6.67	93.00	111.00
1	A	343	PHE	CB-CG-CD1	6.65	125.46	120.80
1	M	75	ASP	CB-CG-OD2	6.65	124.29	118.30
1	A	781	ASP	CB-CG-OD1	-6.65	112.31	118.30
1	M	756	THR	N-CA-CB	-6.65	97.66	110.30
1	J	75	ASP	CB-CG-OD2	6.65	124.28	118.30
1	D	756	THR	N-CA-CB	-6.65	97.67	110.30
1	M	781	ASP	CB-CG-OD1	-6.64	112.32	118.30
1	M	555	TYR	CB-CG-CD2	-6.64	117.02	121.00

Continued on next page...

Continued from previous page...

Mol	Chain	Res	Type	Atoms	Z	Observed(°)	Ideal(°)
1	G	219	GLU	N-CA-C	-6.63	93.09	111.00
1	G	781	ASP	CB-CG-OD1	-6.63	112.33	118.30
1	A	75	ASP	CB-CG-OD2	6.63	124.27	118.30
1	D	781	ASP	CB-CG-OD1	-6.62	112.35	118.30
1	A	756	THR	N-CA-CB	-6.61	97.74	110.30
4	3	196	ARG	NE-CZ-NH1	6.60	123.60	120.30
4	X	169	TYR	CB-CG-CD2	-6.59	117.04	121.00
1	A	219	GLU	N-CA-C	-6.59	93.21	111.00
1	D	75	ASP	CB-CG-OD2	6.58	124.23	118.30
1	D	219	GLU	N-CA-C	-6.58	93.23	111.00
4	2	169	TYR	CB-CG-CD2	-6.58	117.05	121.00
4	W	196	ARG	NE-CZ-NH1	6.58	123.59	120.30
1	J	781	ASP	CB-CG-OD1	-6.58	112.38	118.30
4	Y	283	MET	CG-SD-CE	6.58	110.72	100.20
4	5	169	TYR	CB-CG-CD2	-6.57	117.06	121.00
1	G	343	PHE	CB-CG-CD1	6.56	125.39	120.80
1	D	332	MET	CG-SD-CE	-6.55	89.71	100.20
1	G	555	TYR	CB-CG-CD2	-6.55	117.07	121.00
4	4	283	MET	CG-SD-CE	6.55	110.69	100.20
4	6	169	TYR	CB-CG-CD2	-6.55	117.07	121.00
4	X	196	ARG	NE-CZ-NH1	6.55	123.58	120.30
4	9	283	MET	CG-SD-CE	6.55	110.68	100.20
1	A	169	ASP	CB-CG-OD1	-6.55	112.41	118.30
1	P	781	ASP	CB-CG-OD1	-6.55	112.41	118.30
4	7	283	MET	CG-SD-CE	6.54	110.67	100.20
4	1	283	MET	CG-SD-CE	6.54	110.67	100.20
4	X	283	MET	CG-SD-CE	6.54	110.67	100.20
1	D	555	TYR	CB-CG-CD2	-6.54	117.08	121.00
4	5	283	MET	CG-SD-CE	6.54	110.67	100.20
1	G	332	MET	CG-SD-CE	-6.54	89.74	100.20
4	W	283	MET	CG-SD-CE	6.54	110.66	100.20
1	M	332	MET	CG-SD-CE	-6.54	89.74	100.20
4	Z	283	MET	CG-SD-CE	6.54	110.66	100.20
4	3	283	MET	CG-SD-CE	6.54	110.66	100.20
4	6	283	MET	CG-SD-CE	6.53	110.65	100.20
4	V	283	MET	CG-SD-CE	6.53	110.65	100.20
1	J	332	MET	CG-SD-CE	-6.53	89.75	100.20
4	8	283	MET	CG-SD-CE	6.53	110.64	100.20
1	P	141	LEU	CB-CA-C	-6.53	97.80	110.20
4	Z	196	ARG	NE-CZ-NH1	6.52	123.56	120.30
1	J	141	LEU	CB-CA-C	-6.52	97.81	110.20
1	G	169	ASP	CB-CG-OD1	-6.51	112.44	118.30

Continued on next page...

Continued from previous page...

Mol	Chain	Res	Type	Atoms	Z	Observed(°)	Ideal(°)
4	2	283	MET	CG-SD-CE	6.51	110.62	100.20
1	A	332	MET	CG-SD-CE	-6.51	89.78	100.20
1	A	555	TYR	CB-CG-CD2	-6.51	117.09	121.00
2	E	141	PRO	N-CD-CG	-6.51	93.44	103.20
1	G	334	THR	CA-CB-CG2	-6.51	103.29	112.40
1	M	141	LEU	CB-CA-C	-6.51	97.83	110.20
4	V	196	ARG	NE-CZ-NH1	6.51	123.55	120.30
1	G	141	LEU	CB-CA-C	-6.51	97.84	110.20
4	X	159	VAL	CB-CA-C	-6.50	99.04	111.40
1	G	589	ASP	CB-CG-OD1	-6.50	112.45	118.30
1	P	332	MET	CG-SD-CE	-6.50	89.80	100.20
4	8	169	TYR	CB-CG-CD2	-6.50	117.10	121.00
1	M	334	THR	CA-CB-CG2	-6.49	103.31	112.40
4	9	169	TYR	CB-CG-CD2	-6.49	117.10	121.00
4	Z	159	VAL	CB-CA-C	-6.49	99.06	111.40
1	A	334	THR	CA-CB-CG2	-6.49	103.31	112.40
4	V	169	TYR	CB-CG-CD2	-6.49	117.11	121.00
1	D	141	LEU	CB-CA-C	-6.49	97.87	110.20
1	M	169	ASP	CB-CG-OD1	-6.49	112.46	118.30
1	A	589	ASP	CB-CG-OD1	-6.49	112.46	118.30
1	D	334	THR	CA-CB-CG2	-6.49	103.32	112.40
1	J	129	TYR	CB-CG-CD2	-6.49	117.11	121.00
4	4	159	VAL	CB-CA-C	-6.49	99.08	111.40
4	5	196	ARG	NE-CZ-NH1	6.49	123.54	120.30
4	4	196	ARG	NE-CZ-NH1	6.48	123.54	120.30
4	9	196	ARG	NE-CZ-NH1	6.48	123.54	120.30
1	M	589	ASP	CB-CG-OD1	-6.48	112.47	118.30
4	V	159	VAL	CB-CA-C	-6.48	99.09	111.40
4	2	159	VAL	CB-CA-C	-6.48	99.09	111.40
4	7	196	ARG	NE-CZ-NH1	6.48	123.54	120.30
4	8	159	VAL	CB-CA-C	-6.48	99.09	111.40
1	P	169	ASP	CB-CG-OD1	-6.47	112.47	118.30
4	6	196	ARG	NE-CZ-NH1	6.47	123.54	120.30
4	W	159	VAL	CB-CA-C	-6.47	99.10	111.40
4	7	159	VAL	CB-CA-C	-6.47	99.10	111.40
1	G	75	ASP	CB-CG-OD2	6.46	124.12	118.30
4	W	169	TYR	CB-CG-CD2	-6.46	117.12	121.00
4	Y	169	TYR	CB-CG-CD2	-6.46	117.12	121.00
1	J	169	ASP	CB-CG-OD1	-6.46	112.49	118.30
4	6	159	VAL	CB-CA-C	-6.46	99.13	111.40
2	H	141	PRO	N-CD-CG	-6.45	93.52	103.20
1	P	589	ASP	CB-CG-OD1	-6.45	112.49	118.30

Continued on next page...

Continued from previous page...

Mol	Chain	Res	Type	Atoms	Z	Observed(°)	Ideal(°)
4	Y	159	VAL	CB-CA-C	-6.45	99.14	111.40
4	5	159	VAL	CB-CA-C	-6.45	99.14	111.40
1	P	334	THR	CA-CB-CG2	-6.45	103.37	112.40
4	Z	169	TYR	CB-CG-CD2	-6.45	117.13	121.00
1	P	129	TYR	CB-CG-CD2	-6.45	117.13	121.00
2	N	141	PRO	N-CD-CG	-6.45	93.53	103.20
4	8	196	ARG	NE-CZ-NH1	6.45	123.52	120.30
2	Q	141	PRO	N-CD-CG	-6.44	93.53	103.20
4	1	159	VAL	CB-CA-C	-6.44	99.16	111.40
1	A	141	LEU	CB-CA-C	-6.44	97.97	110.20
1	D	589	ASP	CB-CG-OD1	-6.44	112.51	118.30
4	3	159	VAL	CB-CA-C	-6.44	99.17	111.40
4	1	169	TYR	CB-CG-CD2	-6.43	117.14	121.00
4	5	34	ILE	CA-CB-CG2	-6.43	98.04	110.90
4	9	159	VAL	CB-CA-C	-6.43	99.19	111.40
4	1	34	ILE	CA-CB-CG2	-6.43	98.05	110.90
1	D	169	ASP	CB-CG-OD1	-6.42	112.52	118.30
1	J	334	THR	CA-CB-CG2	-6.42	103.41	112.40
4	Z	34	ILE	CA-CB-CG2	-6.42	98.05	110.90
4	3	169	TYR	CB-CG-CD2	-6.42	117.15	121.00
4	1	196	ARG	NE-CZ-NH1	6.42	123.51	120.30
1	D	343	PHE	CB-CG-CD1	6.42	125.29	120.80
2	K	141	PRO	N-CD-CG	-6.42	93.58	103.20
4	4	34	ILE	CA-CB-CG2	-6.41	98.07	110.90
4	3	34	ILE	CA-CB-CG2	-6.41	98.08	110.90
4	8	34	ILE	CA-CB-CG2	-6.41	98.08	110.90
1	J	589	ASP	CB-CG-OD1	-6.40	112.54	118.30
4	V	34	ILE	CA-CB-CG2	-6.40	98.10	110.90
4	Y	34	ILE	CA-CB-CG2	-6.40	98.10	110.90
4	X	34	ILE	CA-CB-CG2	-6.39	98.11	110.90
4	4	169	TYR	CB-CG-CD2	-6.39	117.17	121.00
4	9	34	ILE	CA-CB-CG2	-6.39	98.12	110.90
1	P	343	PHE	CB-CG-CD1	6.38	125.27	120.80
1	G	709	LYS	CA-C-N	-6.38	103.44	116.20
4	7	34	ILE	CA-CB-CG2	-6.38	98.14	110.90
4	6	34	ILE	CA-CB-CG2	-6.38	98.15	110.90
4	W	34	ILE	CA-CB-CG2	-6.37	98.15	110.90
4	Y	196	ARG	NE-CZ-NH1	6.37	123.48	120.30
1	G	590	TYR	CB-CG-CD2	6.37	124.82	121.00
2	B	141	PRO	N-CD-CG	-6.36	93.66	103.20
1	M	129	TYR	CB-CG-CD2	-6.36	117.18	121.00
4	2	34	ILE	CA-CB-CG2	-6.36	98.17	110.90

Continued on next page...

Continued from previous page...

Mol	Chain	Res	Type	Atoms	Z	Observed(°)	Ideal(°)
1	A	341	LEU	CB-CA-C	6.35	122.27	110.20
1	D	129	TYR	CB-CG-CD2	-6.35	117.19	121.00
1	J	779	ARG	NE-CZ-NH1	6.34	123.47	120.30
4	7	169	TYR	CB-CG-CD2	-6.34	117.20	121.00
1	J	810	ARG	NE-CZ-NH1	6.33	123.47	120.30
1	M	343	PHE	CB-CG-CD1	6.33	125.23	120.80
1	G	578	HIS	N-CA-CB	6.32	121.98	110.60
1	P	578	HIS	N-CA-CB	6.32	121.98	110.60
1	J	343	PHE	CB-CG-CD1	6.32	125.22	120.80
1	M	341	LEU	CB-CA-C	6.31	122.19	110.20
4	9	217	CYS	CA-CB-SG	-6.31	102.64	114.00
1	G	341	LEU	CB-CA-C	6.31	122.19	110.20
1	J	341	LEU	CB-CA-C	6.31	122.18	110.20
1	M	327	ASP	CB-CG-OD2	6.30	123.97	118.30
4	1	217	CYS	CA-CB-SG	-6.30	102.65	114.00
4	W	217	CYS	CA-CB-SG	-6.30	102.66	114.00
1	M	578	HIS	N-CA-CB	6.30	121.94	110.60
4	2	196	ARG	NE-CZ-NH1	6.30	123.45	120.30
4	Y	217	CYS	CA-CB-SG	-6.30	102.66	114.00
4	6	217	CYS	CA-CB-SG	-6.29	102.68	114.00
1	P	341	LEU	CB-CA-C	6.29	122.15	110.20
4	X	217	CYS	CA-CB-SG	-6.28	102.69	114.00
1	A	578	HIS	N-CA-CB	6.28	121.89	110.60
1	J	327	ASP	CB-CG-OD2	6.27	123.94	118.30
2	N	129	THR	CB-CA-C	-6.27	94.66	111.60
4	5	217	CYS	CA-CB-SG	-6.27	102.71	114.00
1	M	779	ARG	NE-CZ-NH1	6.27	123.43	120.30
1	D	341	LEU	CB-CA-C	6.27	122.11	110.20
1	J	578	HIS	N-CA-CB	6.26	121.88	110.60
4	7	217	CYS	CA-CB-SG	-6.26	102.73	114.00
4	4	217	CYS	CA-CB-SG	-6.26	102.73	114.00
1	D	578	HIS	N-CA-CB	6.26	121.86	110.60
4	3	217	CYS	CA-CB-SG	-6.26	102.74	114.00
4	V	217	CYS	CA-CB-SG	-6.26	102.74	114.00
4	8	217	CYS	CA-CB-SG	-6.25	102.74	114.00
1	A	463	ASP	CB-CG-OD2	-6.25	112.67	118.30
1	P	327	ASP	CB-CG-OD2	6.25	123.93	118.30
1	D	590	TYR	CB-CG-CD2	6.25	124.75	121.00
1	A	327	ASP	CB-CG-OD2	6.24	123.92	118.30
1	P	779	ARG	NE-CZ-NH1	6.24	123.42	120.30
1	P	810	ARG	NE-CZ-NH1	6.24	123.42	120.30
4	2	217	CYS	CA-CB-SG	-6.24	102.77	114.00

Continued on next page...

Continued from previous page...

Mol	Chain	Res	Type	Atoms	Z	Observed(°)	Ideal(°)
1	A	590	TYR	CB-CG-CD2	6.24	124.74	121.00
1	P	760	PHE	CB-CG-CD2	-6.23	116.44	120.80
2	Q	129	THR	CB-CA-C	-6.23	94.78	111.60
4	Z	217	CYS	CA-CB-SG	-6.23	102.79	114.00
1	A	214	MET	CG-SD-CE	6.22	110.16	100.20
1	G	129	TYR	CB-CG-CD2	-6.22	117.27	121.00
2	K	129	THR	CB-CA-C	-6.21	94.84	111.60
1	A	129	TYR	CB-CG-CD2	-6.20	117.28	121.00
1	A	780	ASP	CB-CG-OD2	6.20	123.88	118.30
1	D	779	ARG	NE-CZ-NH1	6.20	123.40	120.30
1	D	214	MET	CG-SD-CE	6.20	110.11	100.20
2	H	129	THR	CB-CA-C	-6.19	94.88	111.60
2	B	129	THR	CB-CA-C	-6.19	94.88	111.60
1	G	214	MET	CG-SD-CE	6.19	110.11	100.20
1	A	810	ARG	NE-CZ-NH1	6.19	123.39	120.30
1	M	698	ASN	CB-CA-C	-6.19	98.03	110.40
1	G	104	TYR	CB-CG-CD1	-6.19	117.29	121.00
1	J	760	PHE	CB-CG-CD2	-6.18	116.47	120.80
1	P	104	TYR	CB-CG-CD1	-6.18	117.29	121.00
2	N	141	PRO	N-CA-CB	-6.18	95.80	102.60
2	E	129	THR	CB-CA-C	-6.18	94.92	111.60
2	H	141	PRO	N-CA-CB	-6.17	95.81	102.60
1	J	214	MET	CG-SD-CE	6.17	110.08	100.20
1	J	463	ASP	CB-CG-OD2	-6.17	112.75	118.30
1	M	214	MET	CG-SD-CE	6.17	110.07	100.20
1	A	698	ASN	CB-CA-C	-6.17	98.06	110.40
1	M	760	PHE	CB-CG-CD2	-6.17	116.48	120.80
2	Q	141	PRO	N-CA-CB	-6.17	95.82	102.60
1	P	214	MET	CG-SD-CE	6.16	110.06	100.20
1	J	104	TYR	CB-CG-CD1	-6.16	117.30	121.00
1	J	752	ASP	CB-CG-OD2	6.16	123.84	118.30
1	M	590	TYR	CB-CG-CD2	6.16	124.69	121.00
1	G	463	ASP	CB-CG-OD2	-6.16	112.76	118.30
1	G	810	ARG	NE-CZ-NH1	6.16	123.38	120.30
4	W	259	GLU	CA-CB-CG	6.15	126.94	113.40
4	Y	259	GLU	CA-CB-CG	6.15	126.94	113.40
1	J	698	ASN	CB-CA-C	-6.15	98.10	110.40
4	1	259	GLU	CA-CB-CG	6.15	126.92	113.40
4	4	259	GLU	CA-CB-CG	6.15	126.92	113.40
1	G	709	LYS	O-C-N	6.14	133.65	123.20
4	5	259	GLU	CA-CB-CG	6.14	126.92	113.40
1	D	327	ASP	CB-CG-OD2	6.14	123.83	118.30

Continued on next page...

Continued from previous page...

Mol	Chain	Res	Type	Atoms	Z	Observed(°)	Ideal(°)
2	E	141	PRO	N-CA-CB	-6.14	95.84	102.60
4	6	259	GLU	CA-CB-CG	6.14	126.91	113.40
4	9	259	GLU	CA-CB-CG	6.14	126.92	113.40
4	X	259	GLU	CA-CB-CG	6.14	126.91	113.40
1	M	682	THR	CA-CB-CG2	-6.14	103.80	112.40
4	2	259	GLU	CA-CB-CG	6.14	126.91	113.40
3	F	58	MET	CG-SD-CE	6.14	110.02	100.20
1	D	760	PHE	CB-CG-CD2	-6.14	116.50	120.80
1	D	810	ARG	NE-CZ-NH1	6.14	123.37	120.30
1	P	682	THR	CA-CB-CG2	-6.13	103.81	112.40
4	3	259	GLU	CA-CB-CG	6.13	126.89	113.40
4	V	259	GLU	CA-CB-CG	6.13	126.90	113.40
3	L	58	MET	CG-SD-CE	6.13	110.01	100.20
4	Z	259	GLU	CA-CB-CG	6.13	126.89	113.40
4	8	259	GLU	CA-CB-CG	6.13	126.89	113.40
4	7	259	GLU	CA-CB-CG	6.13	126.89	113.40
3	R	58	MET	CG-SD-CE	6.12	109.99	100.20
1	G	327	ASP	CB-CG-OD2	6.12	123.80	118.30
1	M	450	ASP	CB-CG-OD1	-6.12	112.80	118.30
1	D	698	ASN	CB-CA-C	-6.11	98.17	110.40
2	K	141	PRO	N-CA-CB	-6.11	95.88	102.60
1	M	810	ARG	NE-CZ-NH1	6.11	123.36	120.30
1	P	698	ASN	CB-CA-C	-6.11	98.17	110.40
1	J	682	THR	CA-CB-CG2	-6.11	103.85	112.40
1	M	463	ASP	CB-CG-OD2	-6.11	112.80	118.30
1	G	698	ASN	CB-CA-C	-6.10	98.19	110.40
2	E	129	THR	CA-CB-CG2	6.10	120.94	112.40
1	A	682	THR	CA-CB-CG2	-6.08	103.89	112.40
1	M	104	TYR	CB-CG-CD1	-6.08	117.36	121.00
3	O	58	MET	CG-SD-CE	6.08	109.92	100.20
4	5	16	LEU	CA-CB-CG	6.08	129.27	115.30
1	D	104	TYR	CB-CG-CD1	-6.07	117.36	121.00
1	D	346	ASP	CB-CG-OD1	6.07	123.76	118.30
1	P	463	ASP	CB-CG-OD2	-6.07	112.84	118.30
1	G	682	THR	CA-CB-CG2	-6.07	103.90	112.40
4	1	16	LEU	CA-CB-CG	6.07	129.25	115.30
4	V	349	LEU	CA-C-N	-6.07	103.85	117.20
4	6	349	LEU	CA-C-N	-6.06	103.87	117.20
4	X	349	LEU	CA-C-N	-6.05	103.88	117.20
1	A	760	PHE	CB-CG-CD2	-6.05	116.56	120.80
1	A	779	ARG	NE-CZ-NH1	6.05	123.33	120.30
4	Y	16	LEU	CA-CB-CG	6.05	129.22	115.30

Continued on next page...

Continued from previous page...

Mol	Chain	Res	Type	Atoms	Z	Observed(°)	Ideal(°)
4	Z	349	LEU	CA-C-N	-6.05	103.89	117.20
1	M	625	THR	CA-CB-OG1	6.05	121.70	109.00
1	P	450	ASP	CB-CG-OD1	-6.05	112.86	118.30
3	C	58	MET	CG-SD-CE	6.05	109.88	100.20
1	J	625	THR	CA-CB-OG1	6.05	121.70	109.00
2	B	141	PRO	N-CA-CB	-6.04	95.95	102.60
4	7	349	LEU	CA-C-N	-6.04	103.90	117.20
4	3	16	LEU	CA-CB-CG	6.04	129.20	115.30
4	5	349	LEU	CA-C-N	-6.04	103.90	117.20
4	Y	349	LEU	CA-C-N	-6.04	103.90	117.20
2	H	129	THR	CA-CB-CG2	6.04	120.86	112.40
1	J	450	ASP	CB-CG-OD1	-6.04	112.86	118.30
4	8	16	LEU	CA-CB-CG	6.04	129.20	115.30
1	P	752	ASP	CB-CG-OD2	6.04	123.74	118.30
1	D	682	THR	CA-CB-CG2	-6.04	103.95	112.40
1	G	760	PHE	CB-CG-CD2	-6.04	116.57	120.80
4	9	349	LEU	CA-C-N	-6.04	103.92	117.20
2	K	129	THR	CA-CB-CG2	6.04	120.85	112.40
1	G	780	ASP	CB-CG-OD2	6.03	123.73	118.30
4	3	349	LEU	CA-C-N	-6.03	103.93	117.20
4	8	349	LEU	CA-C-N	-6.03	103.93	117.20
3	I	58	MET	CG-SD-CE	6.03	109.85	100.20
4	Z	16	LEU	CA-CB-CG	6.03	129.17	115.30
4	2	349	LEU	CA-C-N	-6.03	103.93	117.20
4	4	349	LEU	CA-C-N	-6.03	103.93	117.20
4	W	16	LEU	CA-CB-CG	6.03	129.17	115.30
1	G	625	THR	CA-CB-OG1	6.03	121.66	109.00
4	6	16	LEU	CA-CB-CG	6.03	129.16	115.30
1	J	665	ARG	NE-CZ-NH2	-6.02	117.29	120.30
4	2	79	TRP	CG-CD2-CE3	6.02	139.32	133.90
1	D	625	THR	CA-CB-OG1	6.02	121.64	109.00
4	2	16	LEU	CA-CB-CG	6.02	129.15	115.30
1	M	752	ASP	CB-CG-OD2	6.02	123.72	118.30
1	P	625	THR	CA-CB-OG1	6.02	121.64	109.00
4	X	16	LEU	CA-CB-CG	6.02	129.14	115.30
1	D	447	GLN	N-CA-CB	6.01	121.43	110.60
1	G	779	ARG	NE-CZ-NH1	6.01	123.31	120.30
4	7	16	LEU	CA-CB-CG	6.01	129.13	115.30
4	9	16	LEU	CA-CB-CG	6.01	129.13	115.30
1	G	346	ASP	CB-CG-OD1	6.01	123.71	118.30
4	1	349	LEU	CA-C-N	-6.01	103.98	117.20
4	4	16	LEU	CA-CB-CG	6.01	129.13	115.30

Continued on next page...

Continued from previous page...

Mol	Chain	Res	Type	Atoms	Z	Observed(°)	Ideal(°)
1	J	447	GLN	N-CA-CB	6.01	121.42	110.60
4	W	349	LEU	CA-C-N	-6.01	103.98	117.20
1	P	665	ARG	NE-CZ-NH2	-6.01	117.30	120.30
4	V	16	LEU	CA-CB-CG	6.01	129.12	115.30
1	G	754	ASP	CB-CG-OD2	-6.00	112.90	118.30
1	P	192	VAL	CA-CB-CG1	-6.00	101.90	110.90
1	P	447	GLN	N-CA-CB	6.00	121.41	110.60
2	B	129	THR	CA-CB-CG2	6.00	120.80	112.40
1	D	463	ASP	CB-CG-OD2	-6.00	112.90	118.30
1	J	590	TYR	CB-CG-CD2	6.00	124.60	121.00
1	A	625	THR	CA-CB-OG1	6.00	121.59	109.00
1	J	192	VAL	CA-CB-CG1	-6.00	101.91	110.90
1	A	104	TYR	CB-CG-CD1	-5.99	117.40	121.00
1	G	809	ARG	NE-CZ-NH2	-5.99	117.31	120.30
4	Z	335	ARG	NE-CZ-NH2	-5.99	117.31	120.30
1	M	192	VAL	CA-CB-CG1	-5.98	101.92	110.90
2	Q	129	THR	CA-CB-CG2	5.98	120.78	112.40
1	G	447	GLN	N-CA-CB	5.98	121.36	110.60
4	8	335	ARG	NE-CZ-NH2	-5.98	117.31	120.30
1	A	447	GLN	N-CA-CB	5.97	121.35	110.60
1	D	339	ASP	CB-CG-OD2	5.97	123.67	118.30
1	G	192	VAL	CA-CB-CG1	-5.96	101.95	110.90
4	X	116	ARG	NE-CZ-NH1	5.96	123.28	120.30
1	D	378	ASP	CB-CG-OD1	-5.96	112.93	118.30
1	D	665	ARG	NE-CZ-NH2	-5.96	117.32	120.30
1	D	754	ASP	CB-CG-OD2	-5.96	112.94	118.30
1	G	450	ASP	CB-CG-OD1	-5.96	112.94	118.30
1	M	447	GLN	N-CA-CB	5.96	121.32	110.60
1	A	754	ASP	CB-CG-OD2	-5.95	112.94	118.30
1	G	339	ASP	CB-CG-OD2	5.95	123.66	118.30
1	A	192	VAL	CA-CB-CG1	-5.95	101.97	110.90
1	D	192	VAL	CA-CB-CG1	-5.95	101.98	110.90
1	D	780	ASP	CB-CG-OD2	5.94	123.65	118.30
4	9	335	ARG	NE-CZ-NH2	-5.94	117.33	120.30
1	G	780	ASP	CB-CG-OD1	-5.94	112.96	118.30
1	M	378	ASP	CB-CG-OD1	-5.93	112.96	118.30
1	D	471	ASP	CB-CG-OD1	-5.93	112.96	118.30
1	J	556	ASP	CB-CG-OD1	-5.93	112.96	118.30
1	J	754	ASP	CB-CG-OD2	-5.93	112.97	118.30
1	D	450	ASP	CB-CG-OD1	-5.92	112.97	118.30
1	G	752	ASP	CB-CG-OD2	5.92	123.63	118.30
4	V	335	ARG	NE-CZ-NH2	-5.92	117.34	120.30

Continued on next page...

Continued from previous page...

Mol	Chain	Res	Type	Atoms	Z	Observed(°)	Ideal(°)
1	P	754	ASP	CB-CG-OD2	-5.92	112.97	118.30
4	1	79	TRP	CG-CD2-CE3	5.92	139.23	133.90
1	D	556	ASP	CB-CG-OD1	-5.91	112.98	118.30
1	P	769	ALA	CA-C-N	5.91	128.03	116.20
1	M	780	ASP	CB-CG-OD2	5.91	123.62	118.30
1	M	339	ASP	CB-CG-OD2	5.91	123.62	118.30
2	N	129	THR	CA-CB-CG2	5.91	120.67	112.40
1	P	780	ASP	CB-CG-OD2	5.91	123.62	118.30
4	Y	116	ARG	NE-CZ-NH1	5.91	123.25	120.30
1	A	665	ARG	NE-CZ-NH2	-5.91	117.35	120.30
4	1	335	ARG	NE-CZ-NH2	-5.91	117.35	120.30
4	6	79	TRP	CG-CD2-CE3	5.91	139.22	133.90
1	M	754	ASP	CB-CG-OD2	-5.90	112.99	118.30
4	Z	79	TRP	CG-CD2-CE3	5.90	139.21	133.90
1	M	809	ARG	NE-CZ-NH2	-5.90	117.35	120.30
4	7	116	ARG	NE-CZ-NH1	5.90	123.25	120.30
1	G	738	MET	CG-SD-CE	5.90	109.64	100.20
4	Y	335	ARG	NE-CZ-NH2	-5.90	117.35	120.30
1	D	809	ARG	NE-CZ-NH2	-5.90	117.35	120.30
1	J	346	ASP	CB-CG-OD1	5.89	123.61	118.30
1	P	590	TYR	CB-CG-CD2	5.89	124.54	121.00
4	4	116	ARG	NE-CZ-NH1	5.89	123.25	120.30
4	9	79	TRP	CG-CD2-CE3	5.89	139.20	133.90
4	8	79	TRP	CG-CD2-CE3	5.89	139.20	133.90
4	3	200	PHE	CA-C-N	-5.89	104.25	117.20
4	W	200	PHE	CA-C-N	-5.89	104.25	117.20
1	M	738	MET	CG-SD-CE	5.89	109.62	100.20
4	7	200	PHE	CA-C-N	-5.89	104.25	117.20
4	Y	200	PHE	CA-C-N	-5.89	104.25	117.20
4	1	200	PHE	CA-C-N	-5.88	104.25	117.20
1	P	346	ASP	CB-CG-OD1	5.88	123.59	118.30
4	9	200	PHE	CA-C-N	-5.88	104.26	117.20
4	5	200	PHE	CA-C-N	-5.88	104.26	117.20
1	D	738	MET	CG-SD-CE	5.88	109.60	100.20
4	V	200	PHE	CA-C-N	-5.87	104.28	117.20
1	A	339	ASP	CB-CG-OD2	5.87	123.58	118.30
4	X	200	PHE	CA-C-N	-5.87	104.28	117.20
1	A	752	ASP	CB-CG-OD2	5.87	123.58	118.30
1	J	471	ASP	CB-CG-OD1	-5.87	113.02	118.30
1	A	738	MET	CG-SD-CE	5.87	109.59	100.20
1	M	665	ARG	NE-CZ-NH2	-5.87	117.37	120.30
1	P	556	ASP	CB-CG-OD1	-5.87	113.02	118.30

Continued on next page...

Continued from previous page...

Mol	Chain	Res	Type	Atoms	Z	Observed(°)	Ideal(°)
1	M	346	ASP	CB-CG-OD1	5.87	123.58	118.30
1	P	815	CYS	CA-CB-SG	-5.87	103.44	114.00
1	A	815	CYS	CA-CB-SG	-5.86	103.45	114.00
1	J	815	CYS	CA-CB-SG	-5.86	103.45	114.00
4	7	335	ARG	NE-CZ-NH2	-5.86	117.37	120.30
4	6	200	PHE	CA-C-N	-5.86	104.30	117.20
4	Y	79	TRP	CG-CD2-CE3	5.86	139.18	133.90
1	J	780	ASP	CB-CG-OD2	5.86	123.58	118.30
4	6	335	ARG	NE-CZ-NH2	-5.86	117.37	120.30
1	G	378	ASP	CB-CG-OD1	-5.86	113.03	118.30
1	P	378	ASP	CB-CG-OD1	-5.85	113.03	118.30
1	J	339	ASP	CB-CG-OD2	5.85	123.56	118.30
4	4	200	PHE	CA-C-N	-5.85	104.33	117.20
4	3	254	ARG	NE-CZ-NH1	5.85	123.22	120.30
4	7	79	TRP	CG-CD2-CE3	5.85	139.16	133.90
4	8	200	PHE	CA-C-N	-5.85	104.34	117.20
1	M	815	CYS	CA-CB-SG	-5.84	103.48	114.00
4	4	79	TRP	CG-CD2-CE3	5.84	139.16	133.90
4	2	254	ARG	NE-CZ-NH1	5.84	123.22	120.30
4	W	116	ARG	NE-CZ-NH1	5.84	123.22	120.30
4	5	335	ARG	NE-CZ-NH2	-5.84	117.38	120.30
4	X	254	ARG	NE-CZ-NH1	5.83	123.22	120.30
1	J	378	ASP	CB-CG-OD1	-5.83	113.05	118.30
1	A	4	ASP	CB-CG-OD2	5.83	123.55	118.30
4	V	79	TRP	CG-CD2-CE3	5.83	139.15	133.90
1	G	4	ASP	CB-CG-OD2	5.83	123.55	118.30
1	P	738	MET	CG-SD-CE	5.83	109.53	100.20
4	X	335	ARG	NE-CZ-NH2	-5.83	117.39	120.30
1	D	815	CYS	CA-CB-SG	-5.83	103.51	114.00
1	G	471	ASP	CB-CG-OD1	-5.83	113.06	118.30
1	M	471	ASP	CB-CG-OD1	-5.83	113.06	118.30
4	Z	200	PHE	CA-C-N	-5.82	104.39	117.20
1	J	738	MET	CG-SD-CE	5.82	109.52	100.20
4	6	116	ARG	NE-CZ-NH1	5.82	123.21	120.30
4	1	95	ARG	CA-CB-CG	5.81	126.19	113.40
4	5	95	ARG	CA-CB-CG	5.81	126.19	113.40
4	X	79	TRP	CG-CD2-CE3	5.81	139.13	133.90
4	5	116	ARG	NE-CZ-NH1	5.81	123.20	120.30
4	W	79	TRP	CG-CD2-CE3	5.81	139.13	133.90
1	M	4	ASP	CB-CG-OD2	5.81	123.53	118.30
1	M	556	ASP	CB-CG-OD1	-5.81	113.07	118.30
4	V	116	ARG	NE-CZ-NH1	5.81	123.20	120.30

Continued on next page...

Continued from previous page...

Mol	Chain	Res	Type	Atoms	Z	Observed(°)	Ideal(°)
4	2	200	PHE	CA-C-N	-5.80	104.43	117.20
1	P	339	ASP	CB-CG-OD2	5.80	123.52	118.30
4	3	79	TRP	CG-CD2-CE3	5.80	139.12	133.90
4	5	79	TRP	CG-CD2-CE3	5.80	139.12	133.90
4	5	254	ARG	NE-CZ-NH1	5.80	123.20	120.30
1	A	378	ASP	CB-CG-OD1	-5.79	113.09	118.30
1	A	471	ASP	CB-CG-OD1	-5.79	113.09	118.30
1	P	471	ASP	CB-CG-OD1	-5.79	113.09	118.30
4	X	95	ARG	CA-CB-CG	5.79	126.14	113.40
1	D	752	ASP	CB-CG-OD2	5.79	123.51	118.30
4	3	95	ARG	CA-CB-CG	5.79	126.13	113.40
4	3	335	ARG	NE-CZ-NH2	-5.79	117.41	120.30
1	A	556	ASP	CB-CG-OD1	-5.79	113.09	118.30
4	2	116	ARG	NE-CZ-NH1	5.78	123.19	120.30
4	9	116	ARG	NE-CZ-NH1	5.78	123.19	120.30
1	A	780	ASP	CB-CG-OD1	-5.78	113.10	118.30
4	Y	95	ARG	CA-CB-CG	5.78	126.12	113.40
1	A	450	ASP	CB-CG-OD1	-5.78	113.10	118.30
4	2	95	ARG	CA-CB-CG	5.78	126.12	113.40
4	Z	116	ARG	NE-CZ-NH1	5.78	123.19	120.30
4	6	95	ARG	CA-CB-CG	5.78	126.11	113.40
4	7	95	ARG	CA-CB-CG	5.78	126.11	113.40
4	9	95	ARG	CA-CB-CG	5.78	126.11	113.40
4	V	95	ARG	CA-CB-CG	5.78	126.11	113.40
1	G	556	ASP	CB-CG-OD1	-5.77	113.11	118.30
4	Z	95	ARG	CA-CB-CG	5.77	126.10	113.40
4	Z	254	ARG	NE-CZ-NH1	5.77	123.19	120.30
4	W	95	ARG	CA-CB-CG	5.77	126.09	113.40
4	4	95	ARG	CA-CB-CG	5.77	126.08	113.40
4	1	116	ARG	NE-CZ-NH1	5.76	123.18	120.30
4	8	95	ARG	CA-CB-CG	5.75	126.06	113.40
4	8	116	ARG	NE-CZ-NH1	5.75	123.18	120.30
1	J	165	PHE	N-CA-CB	-5.75	100.26	110.60
1	A	809	ARG	NE-CZ-NH2	-5.74	117.43	120.30
1	P	4	ASP	CB-CG-OD2	5.74	123.47	118.30
1	G	665	ARG	NE-CZ-NH2	-5.74	117.43	120.30
4	X	335	ARG	CA-CB-CG	5.74	126.02	113.40
2	H	149	ASP	N-CA-CB	5.73	120.92	110.60
1	D	352	TYR	N-CA-CB	5.73	120.91	110.60
1	G	165	PHE	N-CA-CB	-5.73	100.29	110.60
4	1	254	ARG	NE-CZ-NH1	5.73	123.16	120.30
4	6	335	ARG	CA-CB-CG	5.73	126.00	113.40

Continued on next page...

Continued from previous page...

Mol	Chain	Res	Type	Atoms	Z	Observed(°)	Ideal(°)
1	A	346	ASP	CB-CG-OD1	5.72	123.45	118.30
1	M	165	PHE	N-CA-CB	-5.72	100.30	110.60
1	M	780	ASP	CB-CG-OD1	-5.72	113.15	118.30
4	Y	254	ARG	NE-CZ-NH1	5.72	123.16	120.30
4	7	335	ARG	CA-CB-CG	5.72	125.99	113.40
1	G	815	CYS	CA-CB-SG	-5.72	103.70	114.00
1	P	165	PHE	N-CA-CB	-5.72	100.31	110.60
4	4	335	ARG	CA-CB-CG	5.71	125.97	113.40
4	2	335	ARG	CA-CB-CG	5.71	125.96	113.40
1	A	165	PHE	N-CA-CB	-5.71	100.33	110.60
4	1	335	ARG	CA-CB-CG	5.71	125.96	113.40
4	W	335	ARG	CA-CB-CG	5.71	125.96	113.40
2	B	149	ASP	N-CA-CB	5.71	120.87	110.60
4	3	335	ARG	CA-CB-CG	5.71	125.95	113.40
4	8	335	ARG	CA-CB-CG	5.71	125.95	113.40
1	J	4	ASP	CB-CG-OD2	5.70	123.43	118.30
1	D	780	ASP	CB-CG-OD1	-5.70	113.17	118.30
4	9	335	ARG	CA-CB-CG	5.70	125.94	113.40
4	Z	335	ARG	CA-CB-CG	5.70	125.94	113.40
4	2	279	TYR	CB-CG-CD2	-5.70	117.58	121.00
4	Y	335	ARG	CA-CB-CG	5.70	125.93	113.40
1	D	4	ASP	CB-CG-OD2	5.69	123.42	118.30
4	5	335	ARG	CA-CB-CG	5.69	125.92	113.40
4	V	335	ARG	CA-CB-CG	5.69	125.92	113.40
1	D	165	PHE	N-CA-CB	-5.68	100.37	110.60
4	9	254	ARG	NE-CZ-NH1	5.68	123.14	120.30
1	D	781	ASP	CB-CG-OD2	5.68	123.41	118.30
2	E	149	ASP	N-CA-CB	5.68	120.83	110.60
4	4	335	ARG	NE-CZ-NH2	-5.68	117.46	120.30
1	G	352	TYR	N-CA-CB	5.67	120.81	110.60
2	K	149	ASP	N-CA-CB	5.67	120.81	110.60
2	N	149	ASP	N-CA-CB	5.67	120.81	110.60
4	3	116	ARG	NE-CZ-NH1	5.67	123.14	120.30
4	4	254	ARG	NE-CZ-NH1	5.67	123.14	120.30
4	7	294	TYR	CB-CG-CD2	-5.67	117.60	121.00
4	2	335	ARG	NE-CZ-NH2	-5.66	117.47	120.30
1	G	781	ASP	CB-CG-OD2	5.65	123.39	118.30
1	J	352	TYR	N-CA-CB	5.65	120.77	110.60
2	Q	149	ASP	N-CA-CB	5.65	120.77	110.60
1	P	809	ARG	NE-CZ-NH2	-5.64	117.48	120.30
4	9	294	TYR	CB-CG-CD2	-5.64	117.61	121.00
4	V	254	ARG	NE-CZ-NH1	5.64	123.12	120.30

Continued on next page...

Continued from previous page...

Mol	Chain	Res	Type	Atoms	Z	Observed(°)	Ideal(°)
4	W	254	ARG	NE-CZ-NH1	5.64	123.12	120.30
1	J	809	ARG	NE-CZ-NH2	-5.63	117.48	120.30
1	M	352	TYR	N-CA-CB	5.63	120.73	110.60
4	8	254	ARG	NE-CZ-NH1	5.63	123.11	120.30
1	J	693	HIS	CA-CB-CG	-5.62	104.04	113.60
1	P	780	ASP	CB-CG-OD1	-5.62	113.24	118.30
1	P	352	TYR	N-CA-CB	5.62	120.72	110.60
4	2	356	TRP	CG-CD2-CE3	5.62	138.95	133.90
4	3	113	LYS	CA-CB-CG	5.61	125.75	113.40
1	D	693	HIS	CA-CB-CG	-5.61	104.06	113.60
1	G	693	HIS	CA-CB-CG	-5.61	104.06	113.60
1	J	33	ASP	CB-CG-OD2	5.61	123.35	118.30
1	P	693	HIS	CA-CB-CG	-5.61	104.07	113.60
1	A	352	TYR	N-CA-CB	5.60	120.68	110.60
4	1	113	LYS	CA-CB-CG	5.60	125.72	113.40
1	A	781	ASP	CB-CG-OD2	5.60	123.34	118.30
4	W	335	ARG	NE-CZ-NH2	-5.60	117.50	120.30
4	4	113	LYS	CA-CB-CG	5.59	125.69	113.40
4	4	294	TYR	CB-CG-CD2	-5.59	117.65	121.00
4	1	254	ARG	N-CA-CB	-5.58	100.56	110.60
4	5	294	TYR	CB-CG-CD2	-5.58	117.65	121.00
4	8	356	TRP	CG-CD2-CE3	5.58	138.92	133.90
1	M	693	HIS	CA-CB-CG	-5.58	104.11	113.60
4	4	79	TRP	CB-CG-CD1	-5.58	119.75	127.00
4	Z	279	TYR	CB-CG-CD2	-5.58	117.65	121.00
1	D	752	ASP	CB-CA-C	5.58	121.55	110.40
4	8	113	LYS	CA-CB-CG	5.58	125.67	113.40
1	J	780	ASP	CB-CG-OD1	-5.58	113.28	118.30
4	9	254	ARG	N-CA-CB	-5.58	100.56	110.60
4	V	279	TYR	CB-CG-CD2	-5.58	117.65	121.00
4	Y	113	LYS	CA-CB-CG	5.57	125.66	113.40
4	Z	113	LYS	CA-CB-CG	5.57	125.66	113.40
1	G	785	GLU	O-C-N	5.57	131.61	122.70
1	M	33	ASP	CB-CG-OD2	5.57	123.31	118.30
1	M	686	MET	N-CA-CB	-5.57	100.57	110.60
4	W	113	LYS	CA-CB-CG	5.57	125.66	113.40
4	X	113	LYS	CA-CB-CG	5.57	125.66	113.40
1	J	686	MET	N-CA-CB	-5.57	100.58	110.60
4	2	113	LYS	CA-CB-CG	5.57	125.65	113.40
4	V	113	LYS	CA-CB-CG	5.57	125.65	113.40
1	A	693	HIS	CA-CB-CG	-5.57	104.14	113.60
1	D	384	ASP	CB-CG-OD1	-5.57	113.29	118.30

Continued on next page...

Continued from previous page...

Mol	Chain	Res	Type	Atoms	Z	Observed(°)	Ideal(°)
1	P	33	ASP	CB-CG-OD2	5.57	123.31	118.30
4	9	113	LYS	CA-CB-CG	5.56	125.64	113.40
1	P	686	MET	N-CA-CB	-5.56	100.59	110.60
4	6	113	LYS	CA-CB-CG	5.55	125.62	113.40
4	6	254	ARG	N-CA-CB	-5.55	100.61	110.60
4	7	113	LYS	CA-CB-CG	5.55	125.61	113.40
4	5	113	LYS	CA-CB-CG	5.55	125.61	113.40
4	X	294	TYR	CB-CG-CD2	-5.55	117.67	121.00
4	W	356	TRP	CG-CD2-CE3	5.55	138.89	133.90
4	8	294	TYR	CB-CG-CD2	-5.54	117.67	121.00
4	7	254	ARG	N-CA-CB	-5.54	100.62	110.60
4	W	294	TYR	CB-CG-CD2	-5.54	117.67	121.00
4	2	254	ARG	N-CA-CB	-5.54	100.63	110.60
4	9	356	TRP	CG-CD2-CE3	5.54	138.89	133.90
1	P	781	ASP	CB-CG-OD2	5.54	123.28	118.30
4	6	356	TRP	CG-CD2-CE3	5.54	138.88	133.90
1	D	723	ARG	NE-CZ-NH1	5.54	123.07	120.30
4	Y	254	ARG	N-CA-CB	-5.54	100.63	110.60
1	G	320	ILE	CB-CA-C	-5.53	100.53	111.60
1	J	343	PHE	CB-CG-CD2	-5.53	116.93	120.80
4	4	254	ARG	N-CA-CB	-5.53	100.64	110.60
4	Z	356	TRP	CG-CD2-CE3	5.53	138.88	133.90
4	7	11	ASP	CB-CG-OD1	5.53	123.28	118.30
1	G	686	MET	N-CA-CB	-5.53	100.66	110.60
4	3	11	ASP	CB-CG-OD1	5.53	123.27	118.30
1	M	343	PHE	CB-CG-CD2	-5.52	116.94	120.80
4	8	254	ARG	N-CA-CB	-5.52	100.66	110.60
4	8	279	TYR	CB-CG-CD2	-5.52	117.69	121.00
4	V	294	TYR	CB-CG-CD2	-5.52	117.69	121.00
1	D	686	MET	N-CA-CB	-5.52	100.67	110.60
4	3	254	ARG	N-CA-CB	-5.52	100.67	110.60
4	5	254	ARG	N-CA-CB	-5.52	100.67	110.60
4	6	294	TYR	CB-CG-CD2	-5.52	117.69	121.00
1	J	752	ASP	CB-CA-C	5.52	121.43	110.40
1	D	306	THR	CA-CB-CG2	-5.51	104.68	112.40
1	P	320	ILE	CB-CA-C	-5.51	100.57	111.60
4	7	356	TRP	CG-CD2-CE3	5.51	138.86	133.90
4	1	294	TYR	CB-CG-CD2	-5.51	117.69	121.00
4	6	254	ARG	NE-CZ-NH1	5.51	123.06	120.30
1	M	723	ARG	NE-CZ-NH1	5.51	123.06	120.30
1	M	781	ASP	CB-CG-OD2	5.51	123.26	118.30
4	5	11	ASP	CB-CG-OD1	5.51	123.26	118.30

Continued on next page...

Continued from previous page...

Mol	Chain	Res	Type	Atoms	Z	Observed(°)	Ideal(°)
4	X	356	TRP	CG-CD2-CE3	5.51	138.86	133.90
4	6	279	TYR	CB-CG-CD2	-5.51	117.69	121.00
4	V	254	ARG	N-CA-CB	-5.51	100.68	110.60
4	W	254	ARG	N-CA-CB	-5.51	100.68	110.60
1	P	752	ASP	CB-CA-C	5.51	121.42	110.40
4	X	254	ARG	N-CA-CB	-5.51	100.69	110.60
4	4	356	TRP	CG-CD2-CE3	5.51	138.85	133.90
4	8	11	ASP	CB-CG-OD1	5.51	123.26	118.30
4	Z	254	ARG	N-CA-CB	-5.50	100.69	110.60
1	A	752	ASP	CB-CA-C	5.50	121.41	110.40
1	M	547	ASP	CB-CG-OD2	5.50	123.25	118.30
4	2	294	TYR	CB-CG-CD2	-5.50	117.70	121.00
4	7	254	ARG	NE-CZ-NH1	5.50	123.05	120.30
1	G	752	ASP	CB-CA-C	5.50	121.40	110.40
1	J	320	ILE	CB-CA-C	-5.50	100.61	111.60
1	M	752	ASP	CB-CA-C	5.50	121.39	110.40
4	W	279	TYR	CB-CG-CD2	-5.49	117.70	121.00
1	M	320	ILE	CB-CA-C	-5.49	100.62	111.60
4	V	356	TRP	CG-CD2-CE3	5.49	138.84	133.90
1	D	320	ILE	CB-CA-C	-5.49	100.62	111.60
4	3	279	TYR	CB-CG-CD2	-5.49	117.71	121.00
4	Z	11	ASP	CB-CG-OD1	5.49	123.24	118.30
1	J	781	ASP	CB-CG-OD2	5.49	123.24	118.30
4	2	11	ASP	CB-CG-OD1	5.49	123.24	118.30
1	A	343	PHE	CB-CG-CD2	-5.49	116.96	120.80
1	J	326	ASP	CB-CG-OD2	5.48	123.24	118.30
4	6	79	TRP	CB-CG-CD1	-5.48	119.87	127.00
4	6	11	ASP	CB-CG-OD1	5.48	123.23	118.30
4	9	11	ASP	CB-CG-OD1	5.48	123.23	118.30
1	J	547	ASP	CB-CG-OD2	5.47	123.22	118.30
1	P	343	PHE	CB-CG-CD2	-5.47	116.97	120.80
4	9	279	TYR	CB-CG-CD2	-5.47	117.72	121.00
4	X	11	ASP	CB-CG-OD1	5.47	123.22	118.30
4	Y	356	TRP	CG-CD2-CE3	5.47	138.82	133.90
1	A	686	MET	N-CA-CB	-5.47	100.76	110.60
4	4	279	TYR	CB-CG-CD2	-5.47	117.72	121.00
4	Y	294	TYR	CB-CG-CD2	-5.47	117.72	121.00
4	Z	294	TYR	CB-CG-CD2	-5.47	117.72	121.00
4	4	11	ASP	CB-CG-OD1	5.46	123.22	118.30
4	7	147	ARG	NE-CZ-NH2	-5.46	117.57	120.30
1	A	320	ILE	CB-CA-C	-5.46	100.68	111.60
4	1	11	ASP	CB-CG-OD1	5.46	123.22	118.30

Continued on next page...

Continued from previous page...

Mol	Chain	Res	Type	Atoms	Z	Observed(°)	Ideal(°)
4	2	79	TRP	CB-CG-CD1	-5.46	119.90	127.00
1	D	547	ASP	CB-CG-OD2	5.46	123.21	118.30
4	X	279	TYR	CB-CG-CD2	-5.46	117.73	121.00
1	A	241	ASP	CB-CG-OD2	5.45	123.20	118.30
4	Y	279	TYR	CB-CG-CD2	-5.45	117.73	121.00
1	A	33	ASP	CB-CG-OD2	5.45	123.20	118.30
1	M	384	ASP	CB-CG-OD1	-5.45	113.40	118.30
1	G	306	THR	CA-CB-CG2	-5.44	104.78	112.40
4	7	356	TRP	CB-CG-CD1	-5.44	119.92	127.00
1	A	306	THR	CA-CB-CG2	-5.44	104.78	112.40
1	D	326	ASP	CB-CG-OD2	5.44	123.20	118.30
4	X	356	TRP	CB-CG-CD1	-5.44	119.93	127.00
1	P	326	ASP	CB-CG-OD2	5.44	123.19	118.30
4	W	11	ASP	CB-CG-OD1	5.44	123.19	118.30
1	P	547	ASP	CB-CG-OD2	5.43	123.19	118.30
4	2	356	TRP	CB-CG-CD1	-5.43	119.94	127.00
4	2	356	TRP	CG-CD1-NE1	-5.43	104.67	110.10
1	P	241	ASP	CB-CG-OD2	5.43	123.18	118.30
4	1	279	TYR	CB-CG-CD2	-5.43	117.74	121.00
4	5	279	TYR	CB-CG-CD2	-5.43	117.74	121.00
4	V	11	ASP	CB-CG-OD1	5.43	123.18	118.30
1	P	723	ARG	NE-CZ-NH1	5.42	123.01	120.30
4	4	356	TRP	CB-CG-CD1	-5.42	119.95	127.00
1	J	384	ASP	CB-CG-OD1	-5.42	113.42	118.30
1	M	326	ASP	CB-CG-OD2	5.42	123.18	118.30
1	P	306	THR	CA-CB-CG2	-5.42	104.81	112.40
4	9	79	TRP	CB-CG-CD1	-5.42	119.95	127.00
1	M	306	THR	CA-CB-CG2	-5.42	104.82	112.40
4	3	356	TRP	CG-CD2-CE3	5.42	138.77	133.90
1	J	306	THR	CA-CB-CG2	-5.41	104.82	112.40
4	1	356	TRP	CG-CD2-CE3	5.41	138.77	133.90
4	7	279	TYR	CB-CG-CD2	-5.41	117.75	121.00
4	7	79	TRP	CB-CG-CD1	-5.41	119.97	127.00
4	9	356	TRP	CG-CD1-NE1	-5.41	104.69	110.10
4	Z	79	TRP	CB-CG-CD1	-5.41	119.97	127.00
1	P	384	ASP	CB-CG-OD1	-5.40	113.44	118.30
4	X	79	TRP	CB-CG-CD1	-5.40	119.98	127.00
1	P	785	GLU	C-N-CA	-5.40	108.20	121.70
4	3	356	TRP	CB-CG-CD1	-5.40	119.98	127.00
1	A	326	ASP	CB-CG-OD2	5.39	123.16	118.30
4	6	356	TRP	CB-CG-CD1	-5.39	119.99	127.00
1	D	241	ASP	CB-CG-OD2	5.39	123.15	118.30

Continued on next page...

Continued from previous page...

Mol	Chain	Res	Type	Atoms	Z	Observed(°)	Ideal(°)
1	M	241	ASP	CB-CG-OD2	5.39	123.15	118.30
4	X	147	ARG	NE-CZ-NH2	-5.39	117.61	120.30
4	Z	251	GLY	CA-C-N	-5.39	105.35	117.20
2	Q	136	MET	CG-SD-CE	5.39	108.82	100.20
4	Y	11	ASP	CB-CG-OD1	5.39	123.15	118.30
1	D	33	ASP	CB-CG-OD2	5.38	123.15	118.30
4	V	147	ARG	NE-CZ-NH2	-5.38	117.61	120.30
4	Y	356	TRP	CB-CG-CD1	-5.38	120.00	127.00
1	D	601	ASP	CB-CG-OD2	5.38	123.14	118.30
4	9	356	TRP	CB-CG-CD1	-5.38	120.01	127.00
4	Y	79	TRP	CB-CG-CD1	-5.38	120.01	127.00
4	Z	356	TRP	CB-CG-CD1	-5.38	120.01	127.00
4	5	356	TRP	CB-CG-CD1	-5.38	120.01	127.00
1	M	218	LEU	O-C-N	5.38	131.30	122.70
4	1	79	TRP	CB-CG-CD1	-5.38	120.01	127.00
4	6	356	TRP	CG-CD1-NE1	-5.38	104.72	110.10
1	P	601	ASP	CB-CG-OD2	5.37	123.14	118.30
1	P	686	MET	CG-SD-CE	-5.37	91.60	100.20
4	5	356	TRP	CG-CD2-CE3	5.37	138.74	133.90
4	W	356	TRP	CB-CG-CD1	-5.37	120.02	127.00
4	X	356	TRP	CG-CD1-NE1	-5.37	104.73	110.10
1	A	686	MET	CG-SD-CE	-5.37	91.61	100.20
1	D	343	PHE	CB-CG-CD2	-5.37	117.04	120.80
4	8	176	MET	CG-SD-CE	5.37	108.79	100.20
1	G	33	ASP	CB-CG-OD2	5.37	123.13	118.30
4	3	294	TYR	CB-CG-CD2	-5.37	117.78	121.00
1	G	686	MET	CG-SD-CE	-5.37	91.61	100.20
4	1	356	TRP	CB-CG-CD1	-5.37	120.02	127.00
4	7	251	GLY	CA-C-N	-5.37	105.39	117.20
1	J	218	LEU	O-C-N	5.36	131.28	122.70
4	7	356	TRP	CG-CD1-NE1	-5.36	104.74	110.10
4	W	79	TRP	CB-CG-CD1	-5.36	120.03	127.00
1	P	218	LEU	O-C-N	5.36	131.28	122.70
4	4	251	GLY	CA-C-N	-5.36	105.40	117.20
4	8	79	TRP	CB-CG-CD1	-5.36	120.03	127.00
4	8	356	TRP	CB-CG-CD1	-5.36	120.03	127.00
1	G	241	ASP	CB-CG-OD2	5.36	123.12	118.30
1	G	326	ASP	CB-CG-OD2	5.36	123.12	118.30
4	2	251	GLY	CA-C-N	-5.36	105.42	117.20
1	A	384	ASP	CB-CG-OD1	-5.36	113.48	118.30
1	G	218	LEU	O-C-N	5.36	131.27	122.70
1	J	686	MET	CG-SD-CE	-5.35	91.64	100.20

Continued on next page...

Continued from previous page...

Mol	Chain	Res	Type	Atoms	Z	Observed(°)	Ideal(°)
4	3	147	ARG	NE-CZ-NH2	-5.35	117.62	120.30
4	6	251	GLY	CA-C-N	-5.35	105.42	117.20
4	3	79	TRP	CB-CG-CD1	-5.35	120.04	127.00
4	4	356	TRP	CG-CD1-NE1	-5.35	104.75	110.10
4	8	335	ARG	NE-CZ-NH1	5.35	122.97	120.30
4	9	251	GLY	CA-C-N	-5.35	105.43	117.20
4	V	251	GLY	CA-C-N	-5.35	105.43	117.20
1	G	384	ASP	CB-CG-OD1	-5.35	113.49	118.30
2	K	136	MET	CG-SD-CE	5.35	108.75	100.20
4	3	356	TRP	CG-CD1-NE1	-5.34	104.76	110.10
4	5	79	TRP	CB-CG-CD1	-5.34	120.05	127.00
4	X	251	GLY	CA-C-N	-5.34	105.44	117.20
4	Y	176	MET	CG-SD-CE	5.34	108.75	100.20
4	V	356	TRP	CB-CG-CD1	-5.34	120.06	127.00
4	3	176	MET	CG-SD-CE	5.34	108.74	100.20
1	A	125	THR	CA-CB-CG2	-5.34	104.93	112.40
1	J	241	ASP	CB-CG-OD2	5.34	123.10	118.30
2	N	136	MET	CG-SD-CE	5.34	108.74	100.20
1	M	686	MET	CG-SD-CE	-5.33	91.66	100.20
4	W	251	GLY	CA-C-N	-5.33	105.46	117.20
2	B	136	MET	CG-SD-CE	5.33	108.73	100.20
4	8	251	GLY	CA-C-N	-5.33	105.47	117.20
1	J	723	ARG	NE-CZ-NH1	5.33	122.97	120.30
4	V	176	MET	CG-SD-CE	5.33	108.73	100.20
4	V	79	TRP	CB-CG-CD1	-5.33	120.07	127.00
4	Y	147	ARG	NE-CZ-NH2	-5.33	117.64	120.30
4	Y	251	GLY	CA-C-N	-5.33	105.49	117.20
4	Z	147	ARG	NE-CZ-NH2	-5.33	117.64	120.30
4	5	337	TYR	CB-CG-CD1	-5.32	117.81	121.00
4	1	251	GLY	CA-C-N	-5.32	105.50	117.20
4	3	251	GLY	CA-C-N	-5.32	105.50	117.20
4	9	147	ARG	NE-CZ-NH2	-5.32	117.64	120.30
4	X	176	MET	CG-SD-CE	5.31	108.70	100.20
1	M	125	THR	CA-CB-CG2	-5.31	104.97	112.40
1	D	800	ARG	NH1-CZ-NH2	5.31	125.24	119.40
1	G	125	THR	CA-CB-CG2	-5.31	104.97	112.40
4	1	176	MET	CG-SD-CE	5.31	108.70	100.20
4	Y	335	ARG	NE-CZ-NH1	5.31	122.95	120.30
4	1	335	ARG	NE-CZ-NH1	5.30	122.95	120.30
1	A	601	ASP	CB-CG-OD2	5.30	123.07	118.30
1	P	354	LEU	CB-CG-CD2	-5.30	101.99	111.00
4	1	356	TRP	CG-CD1-NE1	-5.30	104.80	110.10

Continued on next page...

Continued from previous page...

Mol	Chain	Res	Type	Atoms	Z	Observed(°)	Ideal(°)
4	8	356	TRP	CG-CD1-NE1	-5.30	104.80	110.10
1	A	218	LEU	O-C-N	5.30	131.18	122.70
1	G	343	PHE	CB-CG-CD2	-5.30	117.09	120.80
1	P	760	PHE	CB-CG-CD1	5.30	124.51	120.80
1	D	354	LEU	CB-CG-CD2	-5.30	101.99	111.00
4	1	62	ARG	NE-CZ-NH1	5.30	122.95	120.30
4	5	251	GLY	CA-C-N	-5.30	105.55	117.20
4	Z	176	MET	CG-SD-CE	5.30	108.68	100.20
1	G	660	LEU	CB-CG-CD2	5.29	120.00	111.00
4	W	176	MET	CG-SD-CE	5.29	108.67	100.20
1	G	601	ASP	CB-CG-OD2	5.29	123.06	118.30
1	D	686	MET	CG-SD-CE	-5.29	91.74	100.20
1	J	601	ASP	CB-CG-OD2	5.29	123.06	118.30
4	V	356	TRP	CG-CD1-NE1	-5.29	104.81	110.10
4	7	176	MET	CG-SD-CE	5.29	108.66	100.20
4	W	62	ARG	NE-CZ-NH1	5.29	122.94	120.30
4	Z	356	TRP	CG-CD1-NE1	-5.28	104.82	110.10
4	5	176	MET	CG-SD-CE	5.28	108.65	100.20
4	2	176	MET	CG-SD-CE	5.28	108.65	100.20
4	9	176	MET	CG-SD-CE	5.28	108.65	100.20
1	A	354	LEU	CB-CG-CD2	-5.28	102.03	111.00
1	A	660	LEU	CB-CG-CD2	5.28	119.97	111.00
1	J	170	ARG	NE-CZ-NH1	5.28	122.94	120.30
1	M	4	ASP	CB-CG-OD1	-5.28	113.55	118.30
4	5	356	TRP	CG-CD1-NE1	-5.27	104.83	110.10
4	8	147	ARG	NE-CZ-NH2	-5.27	117.66	120.30
1	A	723	ARG	NE-CZ-NH1	5.27	122.94	120.30
1	D	125	THR	CA-CB-CG2	-5.27	105.02	112.40
1	G	354	LEU	CB-CG-CD2	-5.27	102.04	111.00
1	M	601	ASP	CB-CG-OD2	5.27	123.05	118.30
4	1	147	ARG	NE-CZ-NH2	-5.27	117.66	120.30
4	6	176	MET	CG-SD-CE	5.27	108.64	100.20
4	Z	335	ARG	NE-CZ-NH1	5.27	122.94	120.30
1	M	800	ARG	NH1-CZ-NH2	5.27	125.20	119.40
2	H	136	MET	CG-SD-CE	5.27	108.63	100.20
1	J	354	LEU	CB-CG-CD2	-5.27	102.05	111.00
4	W	356	TRP	CG-CD1-NE1	-5.27	104.83	110.10
4	2	62	ARG	NE-CZ-NH1	5.27	122.93	120.30
1	P	800	ARG	NH1-CZ-NH2	5.26	125.19	119.40
2	E	136	MET	CG-SD-CE	5.26	108.61	100.20
1	G	547	ASP	CB-CG-OD2	5.26	123.03	118.30
1	P	660	LEU	CB-CG-CD2	5.26	119.94	111.00

Continued on next page...

Continued from previous page...

Mol	Chain	Res	Type	Atoms	Z	Observed(°)	Ideal(°)
4	Y	356	TRP	CG-CD1-NE1	-5.26	104.84	110.10
4	6	147	ARG	NE-CZ-NH2	-5.26	117.67	120.30
1	J	660	LEU	CB-CG-CD2	5.26	119.94	111.00
4	4	176	MET	CG-SD-CE	5.25	108.60	100.20
1	A	547	ASP	CB-CG-OD2	5.25	123.02	118.30
1	P	4	ASP	CB-CG-OD1	-5.24	113.58	118.30
1	A	346	ASP	N-CA-CB	-5.24	101.17	110.60
1	M	660	LEU	CB-CG-CD2	5.24	119.91	111.00
1	D	660	LEU	CB-CG-CD2	5.24	119.91	111.00
1	G	4	ASP	CB-CG-OD1	-5.24	113.58	118.30
4	3	337	TYR	CB-CG-CD1	-5.24	117.86	121.00
4	W	147	ARG	NE-CZ-NH2	-5.24	117.68	120.30
1	A	800	ARG	NH1-CZ-NH2	5.23	125.16	119.40
1	G	800	ARG	NH1-CZ-NH2	5.23	125.15	119.40
4	1	337	TYR	CB-CG-CD1	-5.23	117.86	121.00
1	G	723	ARG	NE-CZ-NH1	5.22	122.91	120.30
1	P	125	THR	CA-CB-CG2	-5.22	105.09	112.40
1	J	125	THR	CA-CB-CG2	-5.22	105.09	112.40
4	6	91	TYR	CB-CG-CD2	-5.22	117.87	121.00
1	J	800	ARG	NH1-CZ-NH2	5.22	125.14	119.40
1	M	354	LEU	CB-CG-CD2	-5.22	102.12	111.00
4	X	62	ARG	NE-CZ-NH1	5.22	122.91	120.30
1	M	346	ASP	N-CA-CB	-5.21	101.21	110.60
1	J	346	ASP	N-CA-CB	-5.21	101.22	110.60
1	D	4	ASP	CB-CG-OD1	-5.21	113.61	118.30
1	P	346	ASP	N-CA-CB	-5.21	101.22	110.60
1	J	4	ASP	CB-CG-OD1	-5.20	113.62	118.30
1	J	760	PHE	CB-CG-CD1	5.20	124.44	120.80
1	G	555	TYR	CB-CG-CD1	5.20	124.12	121.00
4	5	147	ARG	NE-CZ-NH2	-5.20	117.70	120.30
1	M	555	TYR	CB-CG-CD1	5.20	124.12	121.00
1	P	170	ARG	NE-CZ-NH1	5.19	122.89	120.30
4	Z	290	ARG	CA-C-N	5.19	128.62	117.20
4	6	53	TYR	CB-CG-CD1	-5.19	117.89	121.00
4	V	53	TYR	CB-CG-CD1	-5.19	117.89	121.00
4	2	290	ARG	CA-C-N	5.18	128.61	117.20
4	V	335	ARG	NE-CZ-NH1	5.18	122.89	120.30
4	W	335	ARG	NE-CZ-NH1	5.18	122.89	120.30
4	4	147	ARG	NE-CZ-NH2	-5.18	117.71	120.30
1	D	218	LEU	O-C-N	5.18	130.99	122.70
4	4	53	TYR	CB-CG-CD1	-5.18	117.89	121.00
1	D	760	PHE	CB-CG-CD1	5.18	124.42	120.80

Continued on next page...

Continued from previous page...

Mol	Chain	Res	Type	Atoms	Z	Observed(°)	Ideal(°)
4	V	62	ARG	NE-CZ-NH1	5.18	122.89	120.30
4	V	290	ARG	CA-C-N	5.18	128.59	117.20
4	2	147	ARG	NE-CZ-NH2	-5.17	117.71	120.30
4	X	290	ARG	CA-C-N	5.17	128.58	117.20
4	Y	337	TYR	CB-CG-CD1	-5.17	117.90	121.00
1	D	628	GLY	O-C-N	-5.17	114.43	122.70
1	J	628	GLY	O-C-N	-5.17	114.43	122.70
1	A	555	TYR	CB-CG-CD1	5.16	124.10	121.00
1	D	170	ARG	NE-CZ-NH1	5.16	122.88	120.30
4	4	91	TYR	CB-CG-CD2	-5.16	117.90	121.00
4	W	290	ARG	CA-C-N	5.16	128.56	117.20
4	W	337	TYR	CB-CG-CD1	-5.16	117.90	121.00
4	5	290	ARG	CA-C-N	5.16	128.56	117.20
4	6	290	ARG	CA-C-N	5.16	128.56	117.20
4	V	337	TYR	CB-CG-CD1	-5.16	117.90	121.00
4	Y	53	TYR	CB-CG-CD1	-5.16	117.90	121.00
1	A	160	ASP	CB-CG-OD2	-5.16	113.66	118.30
4	3	290	ARG	CA-C-N	5.16	128.55	117.20
4	Y	290	ARG	CA-C-N	5.16	128.55	117.20
1	G	90	ASP	CB-CG-OD1	-5.16	113.66	118.30
4	3	62	ARG	NE-CZ-NH1	5.16	122.88	120.30
4	8	290	ARG	CA-C-N	5.16	128.54	117.20
4	1	290	ARG	CA-C-N	5.15	128.53	117.20
4	9	62	ARG	NE-CZ-NH1	5.15	122.88	120.30
4	2	91	TYR	CB-CG-CD2	-5.15	117.91	121.00
1	A	760	PHE	CB-CG-CD1	5.15	124.40	120.80
4	4	290	ARG	CA-C-N	5.15	128.53	117.20
4	Z	53	TYR	CB-CG-CD1	-5.15	117.91	121.00
1	M	760	PHE	CB-CG-CD1	5.14	124.40	120.80
4	1	91	TYR	CB-CG-CD2	-5.14	117.91	121.00
4	2	337	TYR	CB-CG-CD1	-5.14	117.91	121.00
4	Y	62	ARG	NE-CZ-NH1	5.14	122.87	120.30
1	P	555	TYR	CB-CG-CD1	5.14	124.08	121.00
4	9	337	TYR	CB-CG-CD1	-5.14	117.92	121.00
4	W	86	TRP	CG-CD1-NE1	-5.14	104.96	110.10
4	7	290	ARG	CA-C-N	5.14	128.51	117.20
1	G	346	ASP	N-CA-CB	-5.14	101.35	110.60
4	5	91	TYR	CB-CG-CD2	-5.14	117.92	121.00
4	9	335	ARG	NE-CZ-NH1	5.14	122.87	120.30
1	D	346	ASP	N-CA-CB	-5.13	101.36	110.60
4	2	53	TYR	CB-CG-CD1	-5.13	117.92	121.00
1	G	170	ARG	NE-CZ-NH1	5.13	122.86	120.30

Continued on next page...

Continued from previous page...

Mol	Chain	Res	Type	Atoms	Z	Observed(°)	Ideal(°)
1	D	82	PRO	N-CA-CB	5.12	109.45	103.30
1	M	628	GLY	O-C-N	-5.12	114.50	122.70
4	6	62	ARG	NE-CZ-NH1	5.12	122.86	120.30
4	7	62	ARG	CA-CB-CG	5.12	124.67	113.40
1	J	301	ASP	CB-CG-OD2	5.12	122.91	118.30
4	4	337	TYR	CB-CG-CD1	-5.12	117.92	121.00
4	6	335	ARG	NE-CZ-NH1	5.12	122.86	120.30
4	Z	337	TYR	CB-CG-CD1	-5.12	117.93	121.00
1	D	160	ASP	CB-CG-OD2	-5.12	113.69	118.30
1	J	576	GLU	CA-CB-CG	-5.12	102.13	113.40
4	9	290	ARG	CA-C-N	5.12	128.47	117.20
4	X	335	ARG	NE-CZ-NH1	5.12	122.86	120.30
4	W	53	TYR	CB-CG-CD1	-5.12	117.93	121.00
1	A	576	GLU	CA-CB-CG	-5.12	102.15	113.40
4	7	337	TYR	CB-CG-CD1	-5.11	117.93	121.00
4	7	62	ARG	NE-CZ-NH1	5.11	122.86	120.30
4	8	337	TYR	CB-CG-CD1	-5.11	117.93	121.00
1	D	621	LEU	CA-CB-CG	-5.11	103.54	115.30
4	Z	191	LYS	CA-C-N	5.11	128.44	117.20
1	D	576	GLU	CA-CB-CG	-5.11	102.16	113.40
1	P	82	PRO	N-CA-CB	5.11	109.43	103.30
1	P	786	ILE	O-C-N	-5.11	114.53	122.70
4	W	91	TYR	CB-CG-CD2	-5.11	117.94	121.00
1	M	160	ASP	CB-CG-OD2	-5.11	113.70	118.30
1	D	218	LEU	CA-CB-CG	5.10	127.04	115.30
1	G	576	GLU	CA-CB-CG	-5.10	102.17	113.40
1	G	760	PHE	CB-CG-CD1	5.10	124.37	120.80
4	4	62	ARG	CA-CB-CG	5.10	124.62	113.40
4	6	62	ARG	CA-CB-CG	5.10	124.63	113.40
4	8	62	ARG	NE-CZ-NH1	5.10	122.85	120.30
4	8	191	LYS	CA-C-N	5.10	128.42	117.20
4	X	91	TYR	CB-CG-CD2	-5.10	117.94	121.00
4	4	335	ARG	NE-CZ-NH1	5.10	122.85	120.30
4	4	191	LYS	CA-C-N	5.10	128.42	117.20
4	3	62	ARG	CA-CB-CG	5.10	124.61	113.40
4	X	191	LYS	CA-C-N	5.10	128.41	117.20
1	M	82	PRO	N-CA-CB	5.10	109.42	103.30
1	P	576	GLU	CA-CB-CG	-5.10	102.19	113.40
1	P	628	GLY	O-C-N	-5.09	114.55	122.70
4	9	62	ARG	CA-CB-CG	5.09	124.61	113.40
4	X	62	ARG	CA-CB-CG	5.09	124.61	113.40
1	A	90	ASP	CB-CG-OD1	-5.09	113.72	118.30

Continued on next page...

Continued from previous page...

Mol	Chain	Res	Type	Atoms	Z	Observed(°)	Ideal(°)
1	M	170	ARG	NE-CZ-NH1	5.09	122.85	120.30
4	2	62	ARG	CA-CB-CG	5.09	124.60	113.40
4	7	91	TYR	CB-CG-CD2	-5.09	117.95	121.00
4	5	62	ARG	CA-CB-CG	5.09	124.59	113.40
4	5	191	LYS	CA-C-N	5.09	128.39	117.20
4	W	62	ARG	CA-CB-CG	5.09	124.59	113.40
4	3	86	TRP	CG-CD1-NE1	-5.08	105.02	110.10
1	M	90	ASP	CB-CG-OD1	-5.08	113.73	118.30
4	8	62	ARG	CA-CB-CG	5.08	124.58	113.40
4	V	62	ARG	CA-CB-CG	5.08	124.58	113.40
4	Y	62	ARG	CA-CB-CG	5.08	124.58	113.40
1	D	555	TYR	CB-CG-CD1	5.08	124.05	121.00
4	5	62	ARG	NE-CZ-NH1	5.08	122.84	120.30
4	8	91	TYR	CB-CG-CD2	-5.08	117.95	121.00
1	J	160	ASP	CB-CG-OD2	-5.08	113.73	118.30
1	G	160	ASP	CB-CG-OD2	-5.08	113.73	118.30
1	J	82	PRO	N-CA-CB	5.08	109.39	103.30
1	P	90	ASP	CB-CG-OD1	-5.08	113.73	118.30
4	X	53	TYR	CB-CG-CD1	-5.08	117.95	121.00
1	M	218	LEU	CA-CB-CG	5.07	126.97	115.30
1	M	576	GLU	CA-CB-CG	-5.07	102.24	113.40
4	3	191	LYS	CA-C-N	5.07	128.36	117.20
4	Z	62	ARG	CA-CB-CG	5.07	124.56	113.40
1	D	301	ASP	CB-CG-OD2	5.07	122.86	118.30
4	7	335	ARG	NE-CZ-NH1	5.07	122.83	120.30
4	5	335	ARG	NE-CZ-NH1	5.07	122.83	120.30
4	7	86	TRP	CG-CD1-NE1	-5.07	105.03	110.10
4	V	91	TYR	CB-CG-CD2	-5.07	117.96	121.00
1	A	218	LEU	CA-CB-CG	5.06	126.95	115.30
1	G	621	LEU	CA-CB-CG	-5.06	103.65	115.30
1	P	621	LEU	CA-CB-CG	-5.06	103.65	115.30
4	1	62	ARG	CA-CB-CG	5.06	124.54	113.40
1	A	628	GLY	O-C-N	-5.06	114.60	122.70
1	M	301	ASP	CB-CG-OD2	5.06	122.86	118.30
4	2	191	LYS	CA-C-N	5.06	128.34	117.20
4	4	62	ARG	NE-CZ-NH1	5.06	122.83	120.30
1	J	218	LEU	CA-CB-CG	5.06	126.93	115.30
4	V	86	TRP	CG-CD1-NE1	-5.06	105.04	110.10
1	J	621	LEU	CA-CB-CG	-5.05	103.67	115.30
4	6	191	LYS	CA-C-N	5.05	128.32	117.20
4	V	191	LYS	CA-C-N	5.05	128.32	117.20
1	A	82	PRO	N-CA-CB	5.05	109.36	103.30

Continued on next page...

Continued from previous page...

Mol	Chain	Res	Type	Atoms	Z	Observed(°)	Ideal(°)
4	9	86	TRP	CG-CD1-NE1	-5.05	105.05	110.10
4	X	337	TYR	CB-CG-CD1	-5.05	117.97	121.00
1	A	4	ASP	CB-CG-OD1	-5.05	113.75	118.30
1	J	556	ASP	CB-CG-OD2	5.05	122.84	118.30
1	G	628	GLY	O-C-N	-5.05	114.62	122.70
4	9	53	TYR	CB-CG-CD1	-5.05	117.97	121.00
1	A	621	LEU	CA-CB-CG	-5.04	103.70	115.30
1	G	218	LEU	CA-CB-CG	5.04	126.90	115.30
4	Y	86	TRP	CG-CD1-NE1	-5.04	105.06	110.10
4	Z	86	TRP	CG-CD1-NE1	-5.04	105.06	110.10
4	3	335	ARG	NE-CZ-NH1	5.04	122.82	120.30
4	7	191	LYS	CA-C-N	5.04	128.29	117.20
4	1	53	TYR	CB-CG-CD1	-5.04	117.98	121.00
4	Y	191	LYS	CA-C-N	5.04	128.28	117.20
4	Z	91	TYR	CB-CG-CD2	-5.04	117.98	121.00
4	1	191	LYS	CA-C-N	5.03	128.27	117.20
4	4	86	TRP	CG-CD1-NE1	-5.03	105.07	110.10
4	9	191	LYS	CA-C-N	5.03	128.28	117.20
1	M	621	LEU	CA-CB-CG	-5.03	103.73	115.30
1	P	218	LEU	CA-CB-CG	5.03	126.87	115.30
4	1	86	TRP	CG-CD1-NE1	-5.03	105.07	110.10
1	A	235	ALA	N-CA-CB	-5.03	103.06	110.10
1	J	235	ALA	N-CA-CB	-5.03	103.06	110.10
4	W	191	LYS	CA-C-N	5.03	128.27	117.20
1	P	556	ASP	CB-CG-OD2	5.03	122.83	118.30
1	D	90	ASP	CB-CG-OD1	-5.02	113.78	118.30
1	P	463	ASP	CB-CG-OD1	5.02	122.82	118.30
4	5	86	TRP	CG-CD1-NE1	-5.02	105.08	110.10
4	8	53	TYR	CB-CG-CD1	-5.02	117.99	121.00
1	A	611	TYR	CB-CG-CD1	5.02	124.01	121.00
2	H	129	THR	N-CA-CB	5.02	119.83	110.30
1	P	274	ARG	NE-CZ-NH2	-5.02	117.79	120.30
1	J	739	ASP	N-CA-CB	5.02	119.63	110.60
4	8	86	TRP	CG-CD1-NE1	-5.01	105.08	110.10
1	A	463	ASP	CB-CG-OD1	5.01	122.81	118.30
1	M	463	ASP	CB-CG-OD1	5.01	122.81	118.30
1	P	160	ASP	CB-CG-OD2	-5.01	113.79	118.30
1	A	739	ASP	CA-CB-CG	-5.01	102.37	113.40
4	2	86	TRP	CG-CD1-NE1	-5.01	105.09	110.10
4	7	53	TYR	CB-CG-CD1	-5.01	117.99	121.00
1	P	235	ALA	N-CA-CB	-5.01	103.09	110.10
1	P	739	ASP	CA-CB-CG	-5.01	102.38	113.40

Continued on next page...

Continued from previous page...

Mol	Chain	Res	Type	Atoms	Z	Observed(°)	Ideal(°)
4	3	53	TYR	CB-CG-CD1	-5.01	118.00	121.00
1	M	739	ASP	N-CA-CB	5.01	119.61	110.60
4	9	91	TYR	CB-CG-CD2	-5.00	118.00	121.00
4	6	86	TRP	CG-CD1-NE1	-5.00	105.10	110.10
4	Z	62	ARG	NE-CZ-NH1	5.00	122.80	120.30

All (8) chirality outliers are listed below:

Mol	Chain	Res	Type	Atom
1	A	648	THR	CB
1	D	648	THR	CB
1	G	75	ASP	CA
1	G	648	THR	CB
1	J	648	THR	CB
1	M	648	THR	CB
1	P	75	ASP	CA
1	P	648	THR	CB

All (76) planarity outliers are listed below:

Mol	Chain	Res	Type	Group
4	1	62	ARG	Sidechain
4	2	62	ARG	Sidechain
4	3	62	ARG	Sidechain
4	4	62	ARG	Sidechain
4	5	62	ARG	Sidechain
4	6	62	ARG	Sidechain
4	7	62	ARG	Sidechain
4	8	62	ARG	Sidechain
4	9	62	ARG	Sidechain
1	A	623	PHE	Sidechain
1	A	637	LYS	Mainchain
1	A	649	VAL	Mainchain
1	A	98	HIS	Mainchain
2	B	150	TYR	Sidechain
2	B	155	TYR	Mainchain
2	B	22	THR	Mainchain
3	C	75	ALA	Mainchain
3	C	85	GLU	Mainchain
1	D	623	PHE	Sidechain
1	D	637	LYS	Mainchain
1	D	649	VAL	Mainchain

Continued on next page...

Continued from previous page...

Mol	Chain	Res	Type	Group
1	D	98	HIS	Mainchain
2	E	150	TYR	Sidechain
2	E	155	TYR	Mainchain
2	E	22	THR	Mainchain
3	F	75	ALA	Mainchain
3	F	85	GLU	Mainchain
1	G	623	PHE	Sidechain
1	G	637	LYS	Mainchain
1	G	649	VAL	Mainchain
1	G	98	HIS	Mainchain
2	H	150	TYR	Sidechain
2	H	155	TYR	Mainchain
2	H	22	THR	Mainchain
3	I	75	ALA	Mainchain
3	I	85	GLU	Mainchain
1	J	623	PHE	Sidechain
1	J	637	LYS	Mainchain
1	J	649	VAL	Mainchain
1	J	709	LYS	Mainchain,Peptide
1	J	98	HIS	Mainchain
2	K	150	TYR	Sidechain
2	K	155	TYR	Mainchain
2	K	22	THR	Mainchain
3	L	75	ALA	Mainchain
3	L	85	GLU	Mainchain
1	M	623	PHE	Sidechain
1	M	637	LYS	Mainchain
1	M	649	VAL	Mainchain
1	M	769	ALA	Mainchain
1	M	785	GLU	Mainchain,Peptide
1	M	98	HIS	Mainchain
2	N	150	TYR	Sidechain
2	N	155	TYR	Mainchain
2	N	22	THR	Mainchain
3	O	75	ALA	Mainchain
3	O	85	GLU	Mainchain
1	P	623	PHE	Sidechain
1	P	637	LYS	Mainchain
1	P	649	VAL	Mainchain
1	P	769	ALA	Mainchain
1	P	785	GLU	Mainchain,Peptide
1	P	98	HIS	Mainchain

Continued on next page...

Continued from previous page...

Mol	Chain	Res	Type	Group
2	Q	150	TYR	Sidechain
2	Q	155	TYR	Mainchain
2	Q	22	THR	Mainchain
3	R	75	ALA	Mainchain
3	R	85	GLU	Mainchain
4	V	62	ARG	Sidechain
4	W	62	ARG	Sidechain
4	X	62	ARG	Sidechain
4	Y	62	ARG	Sidechain
4	Z	62	ARG	Sidechain

5.2 Too-close contacts [i](#)

In the following table, the Non-H and H(model) columns list the number of non-hydrogen atoms and hydrogen atoms in the chain respectively. The H(added) column lists the number of hydrogen atoms added and optimized by MolProbity. The Clashes column lists the number of clashes within the asymmetric unit, whereas Symm-Clashes lists symmetry-related clashes.

Mol	Chain	Non-H	H(model)	H(added)	Clashes	Symm-Clashes
1	A	6797	0	6756	1522	0
1	D	6797	0	6756	1388	0
1	G	6797	0	6759	1552	0
1	J	6797	0	6754	1430	0
1	M	6797	0	6769	1427	0
1	P	6797	0	6769	1536	0
2	B	1127	0	1085	246	0
2	E	1127	0	1086	253	0
2	H	1127	0	1088	294	0
2	K	1127	0	1088	270	0
2	N	1127	0	1088	251	0
2	Q	1127	0	1088	254	0
3	C	1123	0	1083	190	0
3	F	1123	0	1083	172	0
3	I	1123	0	1083	191	0
3	L	1123	0	1083	179	0
3	O	1123	0	1084	185	0
3	R	1123	0	1083	266	0
4	1	2906	0	2855	386	0
4	2	2906	0	2862	266	0
4	3	2906	0	2864	139	0
4	4	2906	0	2863	181	0
4	5	2906	0	2865	94	0

Continued on next page...

Continued from previous page...

Mol	Chain	Non-H	H(model)	H(added)	Clashes	Symm-Clashes
4	6	2906	0	2865	102	0
4	7	2906	0	2866	80	0
4	8	2906	0	2857	313	0
4	9	2906	0	2855	343	0
4	V	2906	0	2851	374	0
4	W	2906	0	2851	388	0
4	X	2906	0	2862	191	0
4	Y	2906	0	2863	153	0
4	Z	2906	0	2853	400	0
All	All	94966	0	93617	11211	0

The all-atom clashscore is defined as the number of clashes found per 1000 atoms (including hydrogen atoms). The all-atom clashscore for this structure is 60.

All (11211) close contacts within the same asymmetric unit are listed below, sorted by their clash magnitude.

Atom-1	Atom-2	Interatomic distance (Å)	Clash overlap (Å)
2:E:144:VAL:HG13	2:E:153:ILE:CD1	1.22	1.68
2:N:144:VAL:HG13	2:N:153:ILE:CD1	1.22	1.67
2:H:144:VAL:HG13	2:H:153:ILE:CD1	1.22	1.66
1:M:798:LEU:HD11	3:O:126:LEU:CD2	1.21	1.65
1:J:725:ARG:HE	1:J:733:PRO:CB	1.09	1.65
1:G:757:GLN:CG	1:G:776:GLU:HG2	1.22	1.64
4:2:287:ILE:HG23	4:4:202:THR:CB	1.26	1.63
2:B:144:VAL:HG13	2:B:153:ILE:CD1	1.22	1.62
1:A:505:MLY:CB	1:A:762:HIS:HD2	1.08	1.62
1:D:797:PHE:CE2	3:F:126:LEU:HD22	1.30	1.62
2:K:144:VAL:HG13	2:K:153:ILE:CD1	1.22	1.62
1:G:757:GLN:HG3	1:G:776:GLU:CG	1.21	1.61
2:E:144:VAL:HG13	2:E:153:ILE:CG1	1.17	1.61
1:G:831:TRP:CH2	2:H:47:LEU:HD21	1.30	1.61
1:J:797:PHE:CE1	3:L:146:ILE:HG23	1.28	1.61
1:A:753:VAL:HG12	1:A:775:LEU:CG	1.27	1.60
1:J:797:PHE:CZ	3:L:146:ILE:CD1	1.77	1.60
1:M:725:ARG:HE	1:M:733:PRO:CB	1.09	1.60
1:A:831:TRP:CZ3	2:B:50:THR:HG21	1.23	1.60
4:2:287:ILE:CG2	4:4:202:THR:HB	1.23	1.59
1:M:538:GLU:CA	4:Z:349:LEU:CD1	1.79	1.59
1:P:725:ARG:HE	1:P:733:PRO:CB	1.09	1.59
1:M:206:LYS:CD	1:M:217:THR:HG23	1.28	1.58
2:H:144:VAL:HG13	2:H:153:ILE:CG1	1.17	1.58

Continued on next page...

Continued from previous page...

Atom-1	Atom-2	Interatomic distance (Å)	Clash overlap (Å)
2:N:144:VAL:HG13	2:N:153:ILE:CG1	1.17	1.58
2:Q:144:VAL:HG13	2:Q:153:ILE:CG1	1.17	1.58
1:J:798:LEU:HD11	3:L:126:LEU:CD1	1.32	1.57
1:M:838:ILE:HD11	2:N:54:MET:CE	1.33	1.57
1:A:538:GLU:CA	4:8:349:LEU:CD1	1.78	1.57
1:P:548:THR:CG2	4:3:49:GLN:CB	1.76	1.57
1:D:798:LEU:CD1	3:F:126:LEU:HD11	1.23	1.57
1:J:838:ILE:HD11	2:K:54:MET:CE	1.26	1.57
1:P:838:ILE:HD11	2:Q:54:MET:CE	1.24	1.57
1:J:206:LYS:CD	1:J:217:THR:HG23	1.28	1.57
2:B:144:VAL:HG13	2:B:153:ILE:CG1	1.17	1.56
1:G:84:MLY:HG2	1:G:723:ARG:CD	1.29	1.56
2:H:111:SER:HB2	2:H:148:VAL:C	1.23	1.56
1:P:785:GLU:CG	3:R:81:GLN:HG3	1.35	1.56
1:D:538:GLU:CA	4:9:349:LEU:CD1	1.78	1.56
1:D:206:LYS:CD	1:D:217:THR:HG23	1.28	1.56
1:D:736:GLN:HA	1:D:743:ALA:CB	1.35	1.56
1:J:792:ALA:CB	3:L:42:THR:CG2	1.81	1.56
2:K:144:VAL:HG13	2:K:153:ILE:CG1	1.17	1.56
1:D:792:ALA:HB2	3:F:42:THR:CG2	1.35	1.56
1:G:530:MET:HG2	4:V:354:GLN:CB	1.36	1.56
4:2:287:ILE:CG1	4:4:203:THR:N	1.67	1.56
1:A:206:LYS:CD	1:A:217:THR:HG23	1.28	1.56
1:P:736:GLN:HA	1:P:743:ALA:CB	1.35	1.56
2:Q:144:VAL:HG13	2:Q:153:ILE:CD1	1.22	1.56
1:D:641:LYS:HG3	1:D:647:GLN:CG	1.36	1.55
1:P:726:VAL:CG2	3:R:85:GLU:CB	1.76	1.55
1:A:530:MET:HG2	4:8:354:GLN:CB	1.35	1.55
1:J:818:TYR:CZ	2:K:127:ARG:NH2	1.72	1.55
1:M:530:MET:HG2	4:Z:354:GLN:CB	1.36	1.55
1:J:641:LYS:HG3	1:J:647:GLN:CG	1.36	1.55
1:J:736:GLN:HA	1:J:743:ALA:CB	1.35	1.55
1:A:725:ARG:HE	1:A:733:PRO:CB	1.09	1.55
1:A:736:GLN:HA	1:A:743:ALA:CB	1.35	1.55
1:D:725:ARG:HE	1:D:733:PRO:CB	1.09	1.55
1:G:538:GLU:CA	4:V:349:LEU:CD1	1.79	1.55
2:Q:111:SER:HB2	2:Q:148:VAL:C	1.23	1.54
1:M:783:LEU:HG	1:M:786:ILE:CD1	1.28	1.54
1:G:725:ARG:HE	1:G:733:PRO:CB	1.09	1.54
4:2:203:THR:H	4:Z:287:ILE:CG1	1.17	1.54
2:K:111:SER:HB2	2:K:148:VAL:C	1.23	1.54

Continued on next page...

Continued from previous page...

Atom-1	Atom-2	Interatomic distance (Å)	Clash overlap (Å)
4:3:290:ARG:NH2	4:5:202:THR:CG2	1.70	1.54
1:M:641:LYS:HG3	1:M:647:GLN:CG	1.37	1.53
4:X:291:LYS:HE3	4:Z:243:PRO:CB	1.10	1.53
1:A:831:TRP:CZ3	2:B:50:THR:CG2	1.89	1.53
1:D:797:PHE:CD1	3:F:146:ILE:HG23	1.43	1.53
1:G:755:HIS:H	1:G:779:ARG:CZ	1.18	1.53
1:J:538:GLU:CA	4:W:349:LEU:CD1	1.79	1.53
1:M:836:PHE:CE1	2:N:159:HIS:HA	1.39	1.53
2:B:111:SER:HB2	2:B:148:VAL:C	1.23	1.53
1:G:206:LYS:CD	1:G:217:THR:HG23	1.28	1.53
1:P:206:LYS:CD	1:P:217:THR:HG23	1.28	1.53
1:P:641:LYS:HG3	1:P:647:GLN:CG	1.36	1.53
1:G:84:MLY:HB3	1:G:723:ARG:NE	1.24	1.53
1:G:556:ASP:CG	4:X:47:MET:CE	1.75	1.53
1:P:538:GLU:CA	4:1:349:LEU:CD1	1.79	1.53
1:D:530:MET:HG2	4:9:354:GLN:CB	1.35	1.52
1:M:798:LEU:CD1	3:O:126:LEU:HD21	1.32	1.52
1:P:530:MET:HG2	4:1:354:GLN:CB	1.36	1.52
1:D:798:LEU:HD11	3:F:126:LEU:CD1	1.31	1.52
1:G:792:ALA:CB	3:I:42:THR:HG22	1.07	1.52
1:D:799:MET:SD	3:F:32:ASP:HB3	1.49	1.52
1:G:736:GLN:HA	1:G:743:ALA:CB	1.35	1.52
1:D:818:TYR:CB	2:E:90:GLY:HA3	1.39	1.52
2:E:111:SER:HB2	2:E:148:VAL:C	1.23	1.52
1:J:206:LYS:HD3	1:J:217:THR:CG2	1.40	1.52
1:P:782:MLY:CH2	3:R:83:THR:HB	1.40	1.51
1:P:206:LYS:HD3	1:P:217:THR:CG2	1.40	1.51
1:J:792:ALA:HB2	3:L:42:THR:CG2	1.09	1.51
1:P:819:ASN:CG	2:Q:92:ASP:HB2	1.30	1.51
1:A:795:ARG:HB3	3:C:35:ARG:CZ	1.36	1.51
1:D:818:TYR:HB2	2:E:90:GLY:CA	1.38	1.51
1:M:736:GLN:HA	1:M:743:ALA:CB	1.35	1.51
1:G:641:LYS:HG3	1:G:647:GLN:CG	1.37	1.50
2:H:117:LEU:HD12	2:H:147:ASN:CB	1.41	1.50
4:W:324:THR:CG2	4:Y:247:VAL:H	1.25	1.50
1:A:206:LYS:HD3	1:A:217:THR:CG2	1.41	1.50
1:A:799:MET:SD	3:C:32:ASP:HB3	1.49	1.50
2:N:117:LEU:HD12	2:N:147:ASN:CB	1.41	1.50
1:G:792:ALA:HB2	3:I:42:THR:CG2	1.03	1.50
1:A:831:TRP:HH2	2:B:50:THR:CB	1.25	1.50
1:J:818:TYR:CE1	2:K:127:ARG:NH2	1.77	1.50

Continued on next page...

Continued from previous page...

Atom-1	Atom-2	Interatomic distance (Å)	Clash overlap (Å)
1:A:834:LEU:HD21	2:B:54:MET:CE	1.10	1.50
1:D:206:LYS:HD3	1:D:217:THR:CG2	1.40	1.50
1:M:721:LYS:HG3	1:M:736:GLN:CG	1.15	1.50
1:M:795:ARG:NH2	3:O:116:GLU:CB	1.71	1.50
1:M:818:TYR:CE1	2:N:127:ARG:NH2	1.78	1.49
1:P:821:ARG:NH2	2:Q:127:ARG:HG2	1.16	1.49
4:2:202:THR:HB	4:Z:287:ILE:CG2	1.37	1.49
2:K:117:LEU:HD12	2:K:147:ASN:CB	1.41	1.49
1:P:818:TYR:CE1	2:Q:127:ARG:NH2	1.80	1.49
1:G:84:MLY:CG	1:G:723:ARG:HD2	1.01	1.49
1:A:641:LYS:HG3	1:A:647:GLN:CG	1.37	1.49
2:B:117:LEU:HD12	2:B:147:ASN:CG	1.30	1.49
2:N:111:SER:HB2	2:N:148:VAL:C	1.23	1.49
1:P:713:SER:CB	1:P:772:LEU:CD2	1.91	1.49
1:A:753:VAL:CG1	1:A:775:LEU:HG	1.41	1.48
1:M:206:LYS:HD3	1:M:217:THR:CG2	1.40	1.48
1:J:530:MET:HG2	4:W:354:GLN:CB	1.36	1.48
1:P:795:ARG:HB3	3:R:35:ARG:CZ	1.41	1.48
2:Q:117:LEU:HD12	2:Q:147:ASN:CG	1.29	1.48
1:P:836:PHE:CE1	2:Q:159:HIS:HA	1.46	1.48
1:A:505:MLY:HB3	1:A:762:HIS:CD2	1.48	1.48
2:E:117:LEU:HD12	2:E:147:ASN:CB	1.41	1.48
1:P:795:ARG:HB3	3:R:35:ARG:NH1	1.21	1.48
2:B:117:LEU:HD12	2:B:147:ASN:CB	1.42	1.48
1:G:206:LYS:HD3	1:G:217:THR:CG2	1.40	1.47
1:J:641:LYS:CG	1:J:647:GLN:NE2	1.77	1.47
1:A:721:LYS:HG3	1:A:736:GLN:CG	1.15	1.47
1:G:797:PHE:CE2	3:I:126:LEU:HD22	1.48	1.47
1:J:797:PHE:HZ	3:L:146:ILE:CD1	1.16	1.47
1:P:726:VAL:N	3:R:85:GLU:HG2	1.15	1.47
1:P:792:ALA:HB2	3:R:42:THR:CG2	1.42	1.47
2:K:117:LEU:HD12	2:K:147:ASN:CG	1.29	1.47
4:2:203:THR:N	4:Z:287:ILE:HG12	1.25	1.46
1:A:641:LYS:CG	1:A:647:GLN:NE2	1.76	1.46
1:A:831:TRP:CH2	2:B:50:THR:HB	1.49	1.46
2:H:117:LEU:HD12	2:H:147:ASN:CG	1.30	1.46
1:J:754:ASP:OD1	1:J:780:ASP:CB	1.64	1.46
1:P:641:LYS:CG	1:P:647:GLN:NE2	1.77	1.46
4:2:287:ILE:HG12	4:4:202:THR:C	1.29	1.46
1:D:538:GLU:C	4:9:349:LEU:CD1	1.84	1.46
2:Q:117:LEU:HD12	2:Q:147:ASN:CB	1.42	1.46

Continued on next page...

Continued from previous page...

Atom-1	Atom-2	Interatomic distance (Å)	Clash overlap (Å)
1:J:84:MLY:HH11	1:J:720:PHE:CD1	1.51	1.45
1:J:505:MLY:HD2	1:J:762:HIS:CE1	1.48	1.45
1:M:538:GLU:C	4:Z:349:LEU:CD1	1.84	1.45
1:P:641:LYS:CD	1:P:647:GLN:CD	1.84	1.45
1:P:795:ARG:CB	3:R:35:ARG:NH1	1.74	1.45
1:D:641:LYS:CG	1:D:647:GLN:NE2	1.77	1.45
1:J:641:LYS:CD	1:J:647:GLN:CD	1.85	1.45
1:J:797:PHE:CZ	3:L:146:ILE:HD12	0.93	1.45
1:A:819:ASN:ND2	2:B:91:ALA:CA	1.79	1.45
1:D:641:LYS:CD	1:D:647:GLN:CD	1.85	1.45
1:J:798:LEU:CD1	3:L:126:LEU:HD11	1.46	1.45
1:G:538:GLU:C	4:V:349:LEU:CD1	1.84	1.45
1:G:721:LYS:HG3	1:G:736:GLN:CG	1.15	1.45
1:G:831:TRP:CH2	2:H:47:LEU:CD2	1.98	1.45
1:P:819:ASN:ND2	2:Q:92:ASP:HB2	1.22	1.45
1:A:538:GLU:C	4:8:349:LEU:CD1	1.84	1.45
1:A:797:PHE:CE1	3:C:146:ILE:HA	1.47	1.45
1:D:792:ALA:CB	3:F:42:THR:HG22	1.43	1.44
1:G:641:LYS:CG	1:G:647:GLN:NE2	1.76	1.44
1:J:721:LYS:HG3	1:J:736:GLN:CG	1.15	1.44
1:A:641:LYS:CD	1:A:647:GLN:CD	1.85	1.44
1:M:641:LYS:CD	1:M:647:GLN:CD	1.85	1.44
4:X:291:LYS:CE	4:Z:243:PRO:HB2	1.46	1.44
1:A:819:ASN:ND2	2:B:91:ALA:C	1.70	1.44
2:E:117:LEU:HD12	2:E:147:ASN:CG	1.29	1.44
1:D:721:LYS:HG3	1:D:736:GLN:CG	1.15	1.43
1:G:641:LYS:CD	1:G:647:GLN:CD	1.85	1.43
1:G:792:ALA:HB2	3:I:42:THR:CB	1.48	1.43
1:M:819:ASN:CG	2:N:92:ASP:HB2	1.30	1.43
1:A:795:ARG:HB3	3:C:35:ARG:NH1	1.33	1.43
1:A:795:ARG:NH2	3:C:116:GLU:CD	1.69	1.43
1:A:797:PHE:CZ	3:C:146:ILE:HD13	1.54	1.43
1:G:795:ARG:CA	3:I:118:MET:HE1	1.47	1.43
1:M:641:LYS:CG	1:M:647:GLN:NE2	1.77	1.42
1:P:538:GLU:C	4:1:349:LEU:CD1	1.84	1.42
1:P:798:LEU:HD11	3:R:126:LEU:CD1	1.49	1.42
1:D:795:ARG:HB3	3:F:35:ARG:NH1	1.29	1.42
1:G:728:ASN:OD1	3:I:114:LEU:CD2	1.67	1.42
1:G:791:GLN:NE2	3:I:115:GLY:HA3	1.15	1.42
1:J:817:GLN:HG2	2:K:127:ARG:CB	1.50	1.42
1:M:821:ARG:NH2	2:N:127:ARG:HG2	1.13	1.42

Continued on next page...

Continued from previous page...

Atom-1	Atom-2	Interatomic distance (Å)	Clash overlap (Å)
1:D:727:LEU:CD1	1:D:782:MLY:HD3	1.49	1.42
1:G:93:MET:HG2	1:G:714:ARG:C	1.07	1.42
2:N:117:LEU:HD12	2:N:147:ASN:CG	1.30	1.42
1:P:786:ILE:C	1:P:787:ILE:N	1.70	1.41
1:A:149:GLN:HB3	1:A:719:ASP:N	1.32	1.41
1:A:149:GLN:CG	1:A:719:ASP:OD1	1.69	1.41
1:P:797:PHE:CE2	3:R:146:ILE:HD12	1.51	1.41
1:A:831:TRP:CH2	2:B:50:THR:CB	2.02	1.41
1:D:838:ILE:HD12	2:E:54:MET:SD	1.59	1.41
2:Q:144:VAL:CG1	2:Q:153:ILE:CD1	1.99	1.41
1:D:733:PRO:O	1:D:737:PHE:CD1	1.74	1.41
1:G:819:ASN:ND2	2:H:92:ASP:HB2	1.21	1.41
1:J:797:PHE:CD1	3:L:146:ILE:HG23	1.55	1.41
1:M:795:ARG:NH2	3:O:116:GLU:HB3	1.11	1.41
1:P:733:PRO:O	1:P:737:PHE:CD1	1.74	1.41
1:G:202:SER:HA	1:G:207:LYS:CE	1.51	1.41
1:G:795:ARG:NE	3:I:116:GLU:HB3	1.33	1.41
1:P:799:MET:SD	3:R:32:ASP:HB3	1.61	1.41
1:A:149:GLN:OE1	1:A:716:LEU:CD2	1.70	1.40
1:A:831:TRP:CH2	2:B:50:THR:CG2	2.01	1.40
1:G:530:MET:CG	4:V:354:GLN:HB2	1.51	1.40
1:M:733:PRO:O	1:M:737:PHE:CD1	1.73	1.40
1:G:818:TYR:CZ	2:H:127:ARG:NH2	1.82	1.40
1:P:218:LEU:CB	1:P:221:GLN:HG3	1.52	1.40
1:P:736:GLN:N	1:P:743:ALA:HB1	1.35	1.40
1:A:202:SER:HA	1:A:207:LYS:CE	1.51	1.40
1:A:736:GLN:CA	1:A:743:ALA:CB	2.00	1.40
1:D:218:LEU:CB	1:D:221:GLN:HG3	1.52	1.40
1:D:530:MET:CG	4:9:354:GLN:HB2	1.50	1.40
1:J:84:MLY:HH11	1:J:720:PHE:CE1	1.54	1.40
1:J:538:GLU:C	4:W:349:LEU:CD1	1.84	1.40
4:2:287:ILE:HG12	4:4:202:THR:CA	1.51	1.40
1:D:736:GLN:N	1:D:743:ALA:HB1	1.35	1.40
2:E:144:VAL:CG1	2:E:153:ILE:CD1	1.99	1.40
2:H:144:VAL:CG1	2:H:153:ILE:CD1	1.99	1.40
1:J:218:LEU:CB	1:J:221:GLN:HG3	1.52	1.40
1:P:797:PHE:CZ	3:R:146:ILE:CD1	2.02	1.40
1:A:733:PRO:O	1:A:737:PHE:CD1	1.73	1.39
1:M:736:GLN:CA	1:M:743:ALA:CB	2.00	1.39
1:M:819:ASN:ND2	2:N:92:ASP:HB2	1.37	1.39
2:N:144:VAL:CG1	2:N:153:ILE:CD1	1.99	1.39

Continued on next page...

Continued from previous page...

Atom-1	Atom-2	Interatomic distance (Å)	Clash overlap (Å)
1:D:537:GLU:O	4:9:349:LEU:CD1	1.70	1.39
1:D:795:ARG:HB3	3:F:35:ARG:CZ	1.51	1.39
1:G:537:GLU:O	4:V:349:LEU:CD1	1.71	1.39
1:G:733:PRO:O	1:G:737:PHE:CD1	1.74	1.39
1:M:537:GLU:O	4:Z:349:LEU:CD1	1.70	1.39
1:P:721:LYS:HG3	1:P:736:GLN:CG	1.15	1.39
1:D:736:GLN:CA	1:D:743:ALA:CB	2.00	1.39
1:D:797:PHE:HE2	3:F:126:LEU:CD2	1.36	1.39
1:G:736:GLN:CA	1:G:743:ALA:CB	2.00	1.39
1:J:733:PRO:O	1:J:737:PHE:CD1	1.73	1.39
1:M:736:GLN:N	1:M:743:ALA:HB1	1.35	1.39
1:A:736:GLN:N	1:A:743:ALA:HB1	1.35	1.39
1:D:202:SER:HA	1:D:207:LYS:CE	1.51	1.39
1:J:831:TRP:CH2	2:K:47:LEU:CD2	2.04	1.39
1:M:798:LEU:CD2	3:O:126:LEU:HD11	1.50	1.39
1:G:567:LYS:NZ	4:X:92:ASN:HD22	1.17	1.39
1:J:84:MLY:CH2	1:J:720:PHE:HA	1.53	1.39
1:J:537:GLU:O	4:W:349:LEU:CD1	1.70	1.39
1:P:725:ARG:HB3	3:R:85:GLU:CG	1.49	1.39
1:P:736:GLN:CA	1:P:743:ALA:CB	2.00	1.39
1:P:797:PHE:CE1	3:R:146:ILE:HA	1.58	1.39
1:A:813:ILE:CG2	2:B:127:ARG:HD2	1.52	1.38
4:4:288:ASP:CG	4:6:203:THR:CG2	1.90	1.38
1:A:537:GLU:O	4:8:349:LEU:CD1	1.70	1.38
1:M:793:ARG:HH11	3:O:40:ASN:ND2	1.18	1.38
1:P:736:GLN:CA	1:P:743:ALA:HB1	1.53	1.38
1:A:530:MET:CG	4:8:354:GLN:HB2	1.50	1.38
1:G:218:LEU:CB	1:G:221:GLN:HG3	1.52	1.38
1:M:218:LEU:CB	1:M:221:GLN:HG3	1.52	1.38
1:P:537:GLU:O	4:1:349:LEU:CD1	1.70	1.38
4:2:287:ILE:HG12	4:4:203:THR:N	1.25	1.38
1:D:736:GLN:CA	1:D:743:ALA:HB1	1.53	1.38
1:D:799:MET:SD	3:F:32:ASP:CB	2.09	1.38
4:3:290:ARG:CZ	4:5:202:THR:HG21	1.52	1.38
1:A:736:GLN:CA	1:A:743:ALA:HB1	1.53	1.38
2:B:144:VAL:CG1	2:B:153:ILE:CD1	1.99	1.37
2:H:144:VAL:CG1	2:H:153:ILE:HG12	1.54	1.38
1:J:799:MET:SD	3:L:32:ASP:CB	2.10	1.38
1:M:202:SER:HA	1:M:207:LYS:CE	1.51	1.38
1:M:530:MET:CG	4:Z:354:GLN:HB2	1.51	1.37
1:M:831:TRP:HH2	2:N:47:LEU:CD2	1.36	1.38

Continued on next page...

Continued from previous page...

Atom-1	Atom-2	Interatomic distance (Å)	Clash overlap (Å)
1:P:530:MET:CG	4:1:354:GLN:HB2	1.51	1.38
1:A:505:MLY:CG	1:A:762:HIS:HD2	1.36	1.37
1:J:799:MET:SD	3:L:32:ASP:CG	2.02	1.37
2:K:144:VAL:CG1	2:K:153:ILE:CD1	1.99	1.37
1:M:819:ASN:OD1	2:N:92:ASP:N	1.57	1.37
1:P:534:SER:O	4:1:351:THR:CG2	1.64	1.37
2:Q:144:VAL:CG1	2:Q:153:ILE:HG12	1.54	1.37
1:A:218:LEU:CB	1:A:221:GLN:HG3	1.52	1.37
1:A:795:ARG:CB	3:C:35:ARG:NH1	1.88	1.37
2:E:144:VAL:CG1	2:E:153:ILE:HG12	1.54	1.37
1:G:721:LYS:CG	1:G:736:GLN:CG	1.97	1.37
1:G:819:ASN:CA	2:H:90:GLY:O	1.70	1.37
1:P:202:SER:HA	1:P:207:LYS:CE	1.51	1.37
1:P:786:ILE:HG22	1:P:787:ILE:N	1.39	1.37
1:J:736:GLN:N	1:J:743:ALA:HB1	1.35	1.37
1:G:736:GLN:CA	1:G:743:ALA:HB1	1.53	1.37
1:G:736:GLN:N	1:G:743:ALA:HB1	1.34	1.37
1:J:530:MET:CG	4:W:354:GLN:HB2	1.51	1.37
2:N:144:VAL:CG1	2:N:153:ILE:HG12	1.54	1.37
1:P:726:VAL:N	3:R:85:GLU:CG	1.86	1.37
2:E:144:VAL:CG1	2:E:153:ILE:CG1	2.03	1.36
2:K:144:VAL:CG1	2:K:153:ILE:CG1	2.03	1.36
1:P:641:LYS:CG	1:P:647:GLN:CD	1.93	1.36
1:J:641:LYS:CG	1:J:647:GLN:CD	1.93	1.36
1:J:649:VAL:O	1:J:649:VAL:CG1	1.74	1.36
1:P:641:LYS:HG3	1:P:647:GLN:CD	1.46	1.36
1:A:792:ALA:HB2	3:C:42:THR:CG2	1.55	1.36
1:M:552:ASN:O	4:2:49:GLN:CB	1.70	1.36
1:P:649:VAL:CG1	1:P:649:VAL:O	1.74	1.36
1:A:641:LYS:CG	1:A:647:GLN:CD	1.93	1.36
1:D:831:TRP:CZ3	2:E:34:ILE:HG23	1.59	1.36
2:H:117:LEU:HB2	2:H:147:ASN:ND2	1.40	1.36
1:J:534:SER:O	4:W:351:THR:CG2	1.64	1.36
1:J:538:GLU:CA	4:W:349:LEU:HD12	0.88	1.36
1:J:641:LYS:HG3	1:J:647:GLN:CD	1.46	1.36
1:J:736:GLN:CA	1:J:743:ALA:CB	2.00	1.36
2:N:117:LEU:HB2	2:N:147:ASN:ND2	1.39	1.36
4:1:287:ILE:HG21	4:3:203:THR:CG2	1.53	1.36
1:A:799:MET:SD	3:C:32:ASP:CB	2.13	1.36
1:G:795:ARG:HE	3:I:116:GLU:CB	1.37	1.36
1:J:202:SER:HA	1:J:207:LYS:CE	1.51	1.36

Continued on next page...

Continued from previous page...

Atom-1	Atom-2	Interatomic distance (Å)	Clash overlap (Å)
2:K:117:LEU:CD1	2:K:147:ASN:OD1	1.74	1.36
1:D:538:GLU:CA	4:9:349:LEU:HD12	0.87	1.35
1:D:641:LYS:CG	1:D:647:GLN:CD	1.93	1.35
1:D:795:ARG:CB	3:F:35:ARG:NH1	1.86	1.35
1:A:149:GLN:NE2	1:A:718:ALA:HB3	1.36	1.35
1:J:756:THR:HG22	1:J:776:GLU:CB	1.55	1.35
2:B:144:VAL:CG1	2:B:153:ILE:HG12	1.54	1.35
1:D:649:VAL:O	1:D:649:VAL:CG1	1.74	1.35
1:G:641:LYS:CG	1:G:647:GLN:CD	1.93	1.35
1:M:549:SER:HB3	4:2:46:GLY:N	1.37	1.35
2:N:144:VAL:CG1	2:N:153:ILE:CG1	2.03	1.35
2:Q:117:LEU:HB2	2:Q:147:ASN:ND2	1.40	1.35
1:D:534:SER:O	4:9:351:THR:CG2	1.64	1.35
2:E:117:LEU:HB2	2:E:147:ASN:ND2	1.39	1.35
1:A:534:SER:O	4:8:351:THR:CG2	1.64	1.35
1:G:553:MLY:CH1	4:X:45:VAL:HG11	1.54	1.35
1:J:736:GLN:CA	1:J:743:ALA:HB1	1.53	1.35
2:K:144:VAL:CG1	2:K:153:ILE:HG12	1.54	1.35
1:P:508:ILE:HD11	1:P:766:PHE:CD1	1.61	1.35
1:P:785:GLU:HG3	3:R:81:GLN:CG	1.56	1.35
1:P:797:PHE:CZ	3:R:146:ILE:HD13	1.57	1.35
1:G:642:LYS:HG3	4:V:23:GLY:N	1.39	1.34
1:M:538:GLU:CA	4:Z:349:LEU:HD12	0.88	1.34
1:M:736:GLN:CA	1:M:743:ALA:HB1	1.53	1.34
1:P:538:GLU:CA	4:1:349:LEU:HD12	0.88	1.34
1:P:819:ASN:OD1	2:Q:92:ASP:N	1.58	1.34
1:A:642:LYS:HG3	4:8:23:GLY:N	1.40	1.34
2:E:117:LEU:CD1	2:E:147:ASN:OD1	1.74	1.34
1:G:94:MET:O	1:G:713:SER:HB3	1.19	1.34
1:G:538:GLU:CA	4:V:349:LEU:HD12	0.88	1.34
1:J:799:MET:SD	3:L:32:ASP:HB3	1.65	1.34
1:M:544:LYS:C	4:2:45:VAL:HG13	1.47	1.34
4:X:291:LYS:CE	4:Z:243:PRO:CB	2.03	1.34
1:A:834:LEU:CD2	2:B:54:MET:CE	1.95	1.34
1:G:641:LYS:HG3	1:G:647:GLN:CD	1.45	1.34
1:M:95:THR:OG1	1:M:770:GLY:CA	1.75	1.34
1:D:727:LEU:HD12	1:D:782:MLY:CD	1.52	1.34
2:H:117:LEU:CD1	2:H:147:ASN:OD1	1.74	1.34
1:M:649:VAL:O	1:M:649:VAL:CG1	1.74	1.34
1:M:795:ARG:HB3	3:O:35:ARG:NH2	1.41	1.34
1:M:795:ARG:HG2	3:O:118:MET:CE	1.56	1.34

Continued on next page...

Continued from previous page...

Atom-1	Atom-2	Interatomic distance (Å)	Clash overlap (Å)
4:4:288:ASP:OD2	4:6:203:THR:CG2	1.72	1.34
1:A:530:MET:HA	4:8:354:GLN:CG	1.56	1.34
1:D:721:LYS:CG	1:D:736:GLN:CG	1.97	1.34
2:E:114:LYS:CA	2:E:146:GLY:O	1.76	1.34
1:J:819:ASN:HA	2:K:90:GLY:O	1.16	1.34
1:A:800:ARG:HH22	3:C:40:ASN:ND2	1.24	1.33
2:B:117:LEU:CD1	2:B:147:ASN:OD1	1.74	1.33
1:G:649:VAL:O	1:G:649:VAL:CG1	1.74	1.33
1:G:797:PHE:CD1	3:I:146:ILE:HG23	1.62	1.33
1:J:821:ARG:NH2	2:K:127:ARG:HG2	1.41	1.33
1:M:642:LYS:HG3	4:Z:23:GLY:N	1.40	1.33
2:N:117:LEU:CD1	2:N:147:ASN:OD1	1.74	1.33
1:A:538:GLU:CA	4:8:349:LEU:HD12	0.87	1.33
2:B:117:LEU:HB2	2:B:147:ASN:ND2	1.40	1.33
1:G:534:SER:O	4:V:351:THR:CG2	1.64	1.33
2:H:114:LYS:CA	2:H:146:GLY:O	1.76	1.33
1:J:94:MET:O	1:J:713:SER:CB	1.73	1.33
2:K:114:LYS:CA	2:K:146:GLY:O	1.76	1.33
1:M:530:MET:HA	4:Z:354:GLN:CG	1.56	1.33
1:P:530:MET:HA	4:1:354:GLN:CG	1.56	1.33
1:P:726:VAL:CG2	3:R:85:GLU:HB3	1.40	1.33
1:P:726:VAL:HG22	3:R:85:GLU:CB	1.42	1.33
2:Q:117:LEU:CD1	2:Q:147:ASN:OD1	1.74	1.33
1:G:801:VAL:HG21	3:I:126:LEU:CD2	1.57	1.33
1:A:499:GLU:OE1	1:A:766:PHE:CZ	1.82	1.33
1:G:819:ASN:CG	2:H:92:ASP:HB2	1.34	1.33
1:M:95:THR:OG1	1:M:770:GLY:N	1.59	1.33
4:2:202:THR:CB	4:Z:287:ILE:HG23	1.57	1.33
1:A:635:GLY:CA	4:8:334:GLU:HG2	1.58	1.33
1:A:649:VAL:O	1:A:649:VAL:CG1	1.74	1.33
4:1:205:GLU:CG	4:Y:287:ILE:HB	1.53	1.33
4:1:205:GLU:HG3	4:Y:287:ILE:CB	1.59	1.33
1:D:530:MET:HA	4:9:354:GLN:CG	1.56	1.32
1:D:725:ARG:NE	1:D:733:PRO:HB3	1.00	1.32
1:G:635:GLY:CA	4:V:334:GLU:HG2	1.59	1.32
1:J:831:TRP:CH2	2:K:47:LEU:HD21	1.59	1.32
2:K:117:LEU:HB2	2:K:147:ASN:ND2	1.39	1.32
1:P:635:GLY:CA	4:1:334:GLU:HG2	1.59	1.32
1:P:721:LYS:HG2	1:P:736:GLN:OE1	1.29	1.32
1:A:505:MLY:CG	1:A:762:HIS:CD2	2.12	1.32
1:G:721:LYS:CG	1:G:736:GLN:CD	1.98	1.32

Continued on next page...

Continued from previous page...

Atom-1	Atom-2	Interatomic distance (Å)	Clash overlap (Å)
1:J:642:LYS:HG3	4:W:23:GLY:N	1.40	1.32
1:M:641:LYS:CG	1:M:647:GLN:CD	1.93	1.32
1:P:642:LYS:HG3	4:1:23:GLY:N	1.40	1.32
2:Q:144:VAL:CG1	2:Q:153:ILE:CG1	2.03	1.32
1:A:819:ASN:CG	2:B:91:ALA:HA	1.48	1.32
1:A:836:PHE:CE1	2:B:159:HIS:HB2	1.64	1.32
1:M:725:ARG:NE	1:M:733:PRO:HB3	1.00	1.32
1:M:795:ARG:NH2	3:O:116:GLU:CG	1.91	1.32
1:P:721:LYS:CG	1:P:736:GLN:CD	1.98	1.32
1:D:635:GLY:CA	4:9:334:GLU:HG2	1.59	1.32
1:G:753:VAL:O	1:G:779:ARG:NH1	1.62	1.32
1:M:721:LYS:CG	1:M:736:GLN:CD	1.98	1.32
4:X:324:THR:HG22	4:Z:247:VAL:CG2	1.60	1.32
1:G:530:MET:HA	4:V:354:GLN:CG	1.57	1.32
1:J:530:MET:HA	4:W:354:GLN:CG	1.56	1.32
1:J:635:GLY:CA	4:W:334:GLU:HG2	1.59	1.32
1:A:721:LYS:CG	1:A:736:GLN:CG	1.97	1.31
1:M:629:GLU:HA	1:M:643:GLY:O	1.17	1.31
1:A:797:PHE:CZ	3:C:146:ILE:CD1	2.13	1.31
1:D:642:LYS:HG3	4:9:23:GLY:N	1.40	1.31
1:D:721:LYS:CG	1:D:736:GLN:CD	1.98	1.31
2:N:121:LEU:O	2:N:128:PHE:CB	1.79	1.31
1:A:725:ARG:NE	1:A:733:PRO:HB3	0.99	1.31
1:D:538:GLU:O	4:9:349:LEU:CD1	1.78	1.31
1:G:725:ARG:NE	1:G:733:PRO:HB3	0.99	1.31
2:N:114:LYS:CA	2:N:146:GLY:O	1.76	1.31
2:Q:114:LYS:CA	2:Q:146:GLY:O	1.76	1.31
2:B:114:LYS:CA	2:B:146:GLY:O	1.76	1.31
1:D:799:MET:CE	3:F:32:ASP:HB3	1.58	1.31
1:J:725:ARG:NE	1:J:733:PRO:HB3	1.00	1.31
1:P:725:ARG:NE	1:P:733:PRO:HB3	1.00	1.31
1:A:599:ASN:HA	1:A:649:VAL:CB	1.61	1.31
1:G:753:VAL:HA	1:G:780:ASP:OD1	1.22	1.31
1:J:792:ALA:N	3:L:42:THR:HG22	1.43	1.31
1:M:534:SER:O	4:Z:351:THR:CG2	1.64	1.31
1:M:635:GLY:CA	4:Z:334:GLU:HG2	1.59	1.31
1:A:85:TYR:OH	1:A:772:LEU:CD2	1.77	1.30
2:E:121:LEU:O	2:E:128:PHE:CB	1.79	1.30
1:G:84:MLY:CD	1:G:723:ARG:HD2	1.61	1.30
4:4:288:ASP:CG	4:6:203:THR:HG23	1.47	1.30
1:A:501:GLU:HG2	1:A:762:HIS:ND1	1.46	1.30

Continued on next page...

Continued from previous page...

Atom-1	Atom-2	Interatomic distance (Å)	Clash overlap (Å)
1:G:599:ASN:HA	1:G:649:VAL:CB	1.60	1.30
1:G:795:ARG:HG2	3:I:118:MET:CE	1.58	1.30
1:J:819:ASN:ND2	2:K:92:ASP:HB2	1.44	1.30
1:M:641:LYS:HG3	1:M:647:GLN:CD	1.46	1.30
1:M:831:TRP:CH2	2:N:47:LEU:CD2	2.14	1.30
1:P:831:TRP:CH2	2:Q:47:LEU:CD2	2.12	1.30
1:J:792:ALA:CB	3:L:42:THR:HG22	1.50	1.30
1:M:538:GLU:O	4:Z:349:LEU:CD1	1.78	1.30
1:M:783:LEU:CG	1:M:786:ILE:HD11	1.61	1.30
1:P:599:ASN:HA	1:P:649:VAL:CB	1.60	1.30
2:Q:121:LEU:O	2:Q:128:PHE:CB	1.79	1.30
4:1:167:GLU:CD	4:3:42:GLY:HA3	1.49	1.30
1:A:819:ASN:ND2	2:B:90:GLY:O	1.62	1.30
1:D:641:LYS:HG3	1:D:647:GLN:CD	1.45	1.30
1:A:641:LYS:HG3	1:A:647:GLN:CD	1.46	1.30
1:J:599:ASN:HA	1:J:649:VAL:CB	1.60	1.30
1:J:721:LYS:CG	1:J:736:GLN:CD	1.98	1.30
4:W:325:MET:SD	4:Y:244:ASP:HB2	1.72	1.30
1:A:707:CYS:O	1:A:714:ARG:NH2	1.60	1.29
1:D:537:GLU:C	4:9:349:LEU:HD13	1.52	1.29
1:D:791:GLN:OE1	3:F:116:GLU:HG3	1.15	1.29
1:G:728:ASN:OD1	3:I:114:LEU:HD21	1.15	1.29
1:J:788:THR:O	3:L:42:THR:HG21	1.19	1.29
1:J:817:GLN:CG	2:K:127:ARG:HD2	1.62	1.29
1:A:721:LYS:CG	1:A:736:GLN:CD	1.98	1.29
2:H:144:VAL:CG1	2:H:153:ILE:CG1	2.03	1.29
1:M:798:LEU:HD11	3:O:126:LEU:CG	1.60	1.29
1:P:629:GLU:HA	1:P:643:GLY:O	1.17	1.29
1:P:795:ARG:HD3	3:R:43:ASN:OD1	1.31	1.29
1:D:599:ASN:HA	1:D:649:VAL:CB	1.60	1.29
1:G:735:GLY:C	1:G:743:ALA:CB	2.01	1.29
2:K:121:LEU:O	2:K:128:PHE:CB	1.79	1.29
2:B:121:LEU:O	2:B:128:PHE:CB	1.79	1.29
1:G:503:TYR:OH	1:G:711:PHE:HD2	1.01	1.29
1:G:754:ASP:CB	1:G:776:GLU:CD	2.01	1.29
1:J:735:GLY:C	1:J:743:ALA:CB	2.01	1.29
1:M:548:THR:N	4:2:46:GLY:O	1.62	1.29
4:4:288:ASP:OD2	4:6:203:THR:HG21	1.14	1.29
1:A:791:GLN:NE2	3:C:116:GLU:H	1.28	1.29
1:J:797:PHE:CE1	3:L:146:ILE:CG2	2.16	1.29
4:W:324:THR:HG21	4:Y:247:VAL:N	0.98	1.29

Continued on next page...

Continued from previous page...

Atom-1	Atom-2	Interatomic distance (Å)	Clash overlap (Å)
1:G:552:ASN:O	4:X:47:MET:SD	1.91	1.28
1:G:792:ALA:CB	3:I:42:THR:CG2	1.76	1.28
1:J:721:LYS:CG	1:J:736:GLN:CG	1.97	1.28
1:D:823:PHE:HE1	2:E:160:GLY:CA	1.46	1.28
1:J:538:GLU:O	4:W:349:LEU:CD1	1.78	1.28
1:M:721:LYS:HG3	1:M:736:GLN:CD	1.54	1.28
1:P:735:GLY:C	1:P:743:ALA:CB	2.01	1.28
1:D:735:GLY:C	1:D:743:ALA:CB	2.01	1.28
1:G:754:ASP:CB	1:G:776:GLU:OE2	1.82	1.28
1:P:538:GLU:O	4:1:349:LEU:CD1	1.78	1.28
1:D:815:CYS:SG	2:E:92:ASP:HB2	1.73	1.28
2:H:121:LEU:O	2:H:128:PHE:CB	1.79	1.28
1:J:506:GLU:OE2	1:J:761:GLY:HA2	1.22	1.28
1:P:538:GLU:C	4:1:349:LEU:HD12	1.48	1.28
1:A:149:GLN:HB2	1:A:718:ALA:CB	1.61	1.28
1:G:791:GLN:NE2	3:I:115:GLY:CA	1.97	1.28
1:G:817:GLN:OE1	2:H:127:ARG:HD2	1.33	1.28
1:M:534:SER:O	4:Z:351:THR:CA	1.82	1.28
1:M:599:ASN:HA	1:M:649:VAL:CB	1.60	1.28
4:2:287:ILE:CB	4:4:202:THR:HB	1.60	1.28
1:G:537:GLU:C	4:V:349:LEU:HD13	1.53	1.27
1:G:629:GLU:HA	1:G:643:GLY:O	1.17	1.27
1:M:735:GLY:O	1:M:743:ALA:HB2	1.29	1.27
1:P:502:GLU:CG	1:P:766:PHE:HZ	1.47	1.27
1:P:537:GLU:C	4:1:349:LEU:HD13	1.52	1.27
1:P:713:SER:HB2	1:P:772:LEU:CD2	1.52	1.27
1:D:769:ALA:O	1:D:774:LEU:HD13	1.24	1.27
1:G:755:HIS:ND1	1:G:779:ARG:NH1	1.82	1.27
1:J:836:PHE:CE1	2:K:159:HIS:HA	1.69	1.27
1:P:799:MET:SD	3:R:32:ASP:CB	2.22	1.27
1:A:721:LYS:CG	1:A:736:GLN:OE1	1.82	1.27
1:D:733:PRO:O	1:D:737:PHE:HD1	0.93	1.27
1:G:721:LYS:HG2	1:G:736:GLN:OE1	1.29	1.27
1:M:721:LYS:CG	1:M:736:GLN:OE1	1.83	1.27
1:M:721:LYS:HG2	1:M:736:GLN:OE1	1.29	1.27
1:M:735:GLY:C	1:M:743:ALA:CB	2.01	1.27
1:P:721:LYS:CG	1:P:736:GLN:CG	1.97	1.27
4:X:291:LYS:HE2	4:Z:243:PRO:C	1.53	1.27
1:A:534:SER:O	4:8:351:THR:CA	1.81	1.27
1:A:537:GLU:C	4:8:349:LEU:HD13	1.51	1.27
1:A:629:GLU:HA	1:A:643:GLY:O	1.17	1.27

Continued on next page...

Continued from previous page...

Atom-1	Atom-2	Interatomic distance (Å)	Clash overlap (Å)
1:M:537:GLU:C	4:Z:349:LEU:HD13	1.52	1.27
1:A:795:ARG:CZ	3:C:116:GLU:OE2	1.80	1.27
2:B:144:VAL:CG1	2:B:153:ILE:CG1	2.03	1.27
1:G:534:SER:O	4:V:351:THR:CA	1.83	1.27
1:G:538:GLU:O	4:V:349:LEU:CD1	1.78	1.27
1:G:818:TYR:OH	2:H:127:ARG:NH2	1.63	1.27
1:G:838:ILE:HD11	2:H:54:MET:CE	1.64	1.27
1:P:548:THR:CG2	4:3:49:GLN:HB2	0.79	1.27
1:P:713:SER:OG	1:P:772:LEU:HD22	1.27	1.27
1:A:735:GLY:C	1:A:743:ALA:CB	2.01	1.26
1:D:721:LYS:HG2	1:D:736:GLN:OE1	1.29	1.26
1:D:735:GLY:O	1:D:743:ALA:HB2	1.29	1.26
1:J:534:SER:O	4:W:351:THR:CA	1.82	1.26
1:J:537:GLU:C	4:W:349:LEU:HD13	1.52	1.26
1:P:795:ARG:CD	3:R:43:ASN:OD1	1.82	1.26
4:2:287:ILE:CG2	4:4:202:THR:CB	1.88	1.26
1:A:630:ALA:O	4:8:25:ASP:OD2	1.53	1.26
1:G:821:ARG:NH2	2:H:127:ARG:HG2	1.47	1.26
1:P:733:PRO:O	1:P:737:PHE:HD1	0.93	1.26
1:D:721:LYS:CG	1:D:736:GLN:OE1	1.83	1.26
1:G:795:ARG:NH2	3:I:116:GLU:HG2	1.48	1.26
1:J:629:GLU:HA	1:J:643:GLY:O	1.17	1.26
1:J:557:GLU:HA	4:Y:47:MET:CA	1.47	1.26
1:M:733:PRO:O	1:M:737:PHE:HD1	0.92	1.26
1:M:817:GLN:CG	2:N:127:ARG:HD2	1.64	1.26
2:Q:117:LEU:HD12	2:Q:147:ASN:OD1	1.32	1.26
4:2:203:THR:H	4:Z:287:ILE:CB	1.47	1.26
4:2:288:ASP:OD2	4:4:203:THR:HG21	1.32	1.26
1:A:149:GLN:NE2	1:A:718:ALA:CB	1.99	1.26
1:G:28:GLN:HB3	1:G:723:ARG:NH1	1.49	1.26
1:G:735:GLY:O	1:G:743:ALA:HB2	1.29	1.26
1:M:544:LYS:C	4:2:45:VAL:CG1	1.98	1.26
1:M:721:LYS:CG	1:M:736:GLN:CG	1.97	1.26
1:D:538:GLU:O	4:9:349:LEU:HD11	1.35	1.25
1:D:629:GLU:HA	1:D:643:GLY:O	1.17	1.25
1:J:557:GLU:CA	4:Y:47:MET:HA	1.08	1.25
2:N:117:LEU:CD1	2:N:147:ASN:CG	2.05	1.25
1:A:538:GLU:O	4:8:349:LEU:CD1	1.78	1.25
1:A:721:LYS:HG2	1:A:736:GLN:OE1	1.29	1.25
1:D:534:SER:O	4:9:351:THR:CA	1.82	1.25
1:J:792:ALA:CA	3:L:42:THR:HG22	1.64	1.25

Continued on next page...

Continued from previous page...

Atom-1	Atom-2	Interatomic distance (Å)	Clash overlap (Å)
1:P:534:SER:O	4:1:351:THR:CA	1.82	1.25
4:2:203:THR:CG2	4:Z:287:ILE:HB	1.66	1.25
1:A:735:GLY:O	1:A:743:ALA:HB2	1.29	1.25
1:D:538:GLU:C	4:9:349:LEU:HD12	1.48	1.25
1:D:721:LYS:HG3	1:D:736:GLN:CD	1.53	1.25
1:G:791:GLN:HE22	3:I:115:GLY:CA	1.46	1.25
1:G:818:TYR:CE1	2:H:127:ARG:NH2	2.03	1.25
1:G:838:ILE:CD1	2:H:54:MET:HE3	1.63	1.25
1:P:726:VAL:HG13	3:R:83:THR:OG1	1.13	1.25
1:P:782:MLY:CH2	3:R:83:THR:CB	2.13	1.25
1:G:800:ARG:NH2	3:I:40:ASN:OD1	1.68	1.25
1:J:756:THR:HG21	1:J:776:GLU:C	1.54	1.25
1:M:821:ARG:NH2	2:N:127:ARG:CG	1.99	1.25
4:1:287:ILE:CG2	4:3:203:THR:HG22	1.65	1.25
1:M:630:ALA:O	4:Z:25:ASP:OD2	1.52	1.25
1:M:783:LEU:HA	1:M:786:ILE:CG1	1.65	1.25
4:V:324:THR:HG21	4:X:247:VAL:N	1.49	1.24
1:A:93:MET:CE	1:A:715:VAL:HA	1.64	1.24
1:A:795:ARG:CD	3:C:43:ASN:OD1	1.83	1.24
2:H:117:LEU:CD1	2:H:147:ASN:CG	2.05	1.24
1:P:735:GLY:O	1:P:743:ALA:HB2	1.29	1.24
1:A:819:ASN:ND2	2:B:92:ASP:N	1.85	1.24
1:P:831:TRP:HH2	2:Q:47:LEU:CD2	1.45	1.24
4:1:110:LEU:O	4:2:195:GLU:CA	1.85	1.24
4:8:322:PRO:CB	4:V:244:ASP:OD2	1.86	1.24
1:A:768:MLY:CB	1:A:771:LEU:HB2	1.66	1.24
1:G:755:HIS:N	1:G:779:ARG:CZ	2.01	1.24
1:G:831:TRP:CZ2	2:H:47:LEU:HD21	1.70	1.24
1:J:538:GLU:O	4:W:349:LEU:HD11	1.35	1.24
1:M:538:GLU:O	4:Z:349:LEU:HD11	1.35	1.24
1:P:538:GLU:O	4:1:349:LEU:HD11	1.35	1.24
1:P:646:PHE:CE2	1:P:652:LEU:HD11	1.73	1.24
1:P:721:LYS:CG	1:P:736:GLN:OE1	1.83	1.24
4:X:291:LYS:CD	4:Z:244:ASP:N	1.86	1.24
1:P:726:VAL:CG2	3:R:85:GLU:HB2	1.44	1.24
1:P:783:LEU:CG	1:P:786:ILE:HD11	1.67	1.24
1:D:813:ILE:HD13	2:E:128:PHE:CE1	1.73	1.23
1:G:757:GLN:HG2	1:G:776:GLU:OE2	1.12	1.23
1:J:735:GLY:O	1:J:743:ALA:HB2	1.29	1.23
2:K:117:LEU:CD1	2:K:147:ASN:CG	2.05	1.23
1:P:725:ARG:C	3:R:85:GLU:HG2	1.56	1.23

Continued on next page...

Continued from previous page...

Atom-1	Atom-2	Interatomic distance (Å)	Clash overlap (Å)
1:A:797:PHE:CE2	3:C:146:ILE:HD12	1.74	1.23
1:G:783:LEU:O	1:G:787:ILE:N	1.71	1.23
1:J:733:PRO:O	1:J:737:PHE:HD1	0.93	1.23
1:J:754:ASP:OD1	1:J:780:ASP:HB2	1.12	1.23
1:J:792:ALA:CB	3:L:42:THR:HG23	1.52	1.23
1:M:646:PHE:CE2	1:M:652:LEU:HD11	1.73	1.23
4:2:287:ILE:CB	4:4:203:THR:N	2.00	1.23
1:A:553:MLY:CE	4:V:45:VAL:HA	1.52	1.23
1:A:641:LYS:CG	1:A:647:GLN:CG	2.16	1.23
1:A:733:PRO:O	1:A:737:PHE:HD1	0.92	1.23
1:A:836:PHE:CZ	2:B:160:GLY:N	2.07	1.23
1:D:641:LYS:CG	1:D:647:GLN:CG	2.15	1.23
4:2:288:ASP:CG	4:4:203:THR:HG21	1.59	1.23
1:A:799:MET:CE	3:C:32:ASP:HB3	1.66	1.23
1:D:629:GLU:CA	1:D:643:GLY:O	1.87	1.23
1:G:215:GLN:N	1:G:340:ILE:HG12	1.19	1.23
1:G:641:LYS:CD	1:G:647:GLN:NE2	1.99	1.23
1:G:721:LYS:CG	1:G:736:GLN:OE1	1.83	1.23
1:G:797:PHE:CZ	3:I:126:LEU:HD22	1.72	1.23
1:J:215:GLN:N	1:J:340:ILE:CG1	2.02	1.23
1:J:641:LYS:CG	1:J:647:GLN:CG	2.16	1.23
1:J:721:LYS:HG2	1:J:736:GLN:OE1	1.29	1.23
1:M:797:PHE:CD1	3:O:149:VAL:CG1	2.22	1.23
2:N:121:LEU:C	2:N:128:PHE:CB	2.07	1.23
1:P:215:GLN:N	1:P:340:ILE:CG1	2.02	1.23
1:P:806:MET:N	1:P:807:VAL:N	1.85	1.23
4:7:322:PRO:CB	4:9:244:ASP:OD2	1.86	1.23
4:V:325:MET:SD	4:X:244:ASP:HB2	1.77	1.23
1:A:215:GLN:N	1:A:340:ILE:CG1	2.02	1.23
1:A:215:GLN:N	1:A:340:ILE:HG12	1.20	1.23
1:G:646:PHE:CE2	1:G:652:LEU:HD11	1.73	1.23
1:J:646:PHE:CE2	1:J:652:LEU:HD11	1.73	1.23
1:J:817:GLN:HB3	2:K:127:ARG:CD	1.68	1.23
1:M:215:GLN:N	1:M:340:ILE:CG1	2.02	1.23
1:M:641:LYS:CD	1:M:647:GLN:NE2	1.99	1.23
1:P:721:LYS:HG3	1:P:736:GLN:CD	1.53	1.23
1:P:726:VAL:HG23	3:R:85:GLU:CB	1.51	1.23
2:Q:121:LEU:C	2:Q:128:PHE:CB	2.07	1.23
1:D:215:GLN:N	1:D:340:ILE:CG1	2.02	1.22
1:D:630:ALA:O	4:9:25:ASP:OD2	1.52	1.22
1:D:838:ILE:CD1	2:E:54:MET:CE	2.14	1.22

Continued on next page...

Continued from previous page...

Atom-1	Atom-2	Interatomic distance (Å)	Clash overlap (Å)
1:G:215:GLN:N	1:G:340:ILE:CG1	2.02	1.22
1:G:557:GLU:CB	4:X:46:GLY:O	1.86	1.22
1:J:641:LYS:CD	1:J:647:GLN:NE2	1.99	1.22
1:J:710:GLY:CA	1:J:772:LEU:HD22	1.68	1.22
1:J:721:LYS:CG	1:J:736:GLN:OE1	1.83	1.22
4:1:245:GLY:N	4:Y:291:LYS:HG3	1.11	1.22
1:A:534:SER:O	4:8:351:THR:CB	1.87	1.22
1:A:538:GLU:C	4:8:349:LEU:HD12	1.48	1.22
1:A:721:LYS:HG3	1:A:736:GLN:CD	1.53	1.22
1:D:534:SER:O	4:9:351:THR:CB	1.88	1.22
2:E:121:LEU:C	2:E:128:PHE:CB	2.07	1.22
1:G:641:LYS:CG	1:G:647:GLN:CG	2.16	1.22
1:J:817:GLN:CD	2:K:127:ARG:HD2	1.59	1.22
1:J:819:ASN:OD1	2:K:92:ASP:N	1.72	1.22
2:Q:117:LEU:CD1	2:Q:147:ASN:CG	2.05	1.22
4:X:291:LYS:HD2	4:Z:244:ASP:N	1.37	1.22
1:A:149:GLN:CD	1:A:716:LEU:HD23	1.57	1.22
1:A:646:PHE:CE2	1:A:652:LEU:HD11	1.73	1.22
1:A:795:ARG:CD	3:C:35:ARG:HH12	1.52	1.22
1:D:823:PHE:CE1	2:E:160:GLY:CA	2.22	1.22
1:J:629:GLU:CA	1:J:643:GLY:O	1.87	1.22
1:J:721:LYS:HG3	1:J:736:GLN:CD	1.54	1.22
1:M:795:ARG:CG	3:O:118:MET:HE3	1.67	1.22
1:A:641:LYS:CD	1:A:647:GLN:NE2	1.99	1.22
2:B:121:LEU:C	2:B:128:PHE:CB	2.07	1.22
1:D:646:PHE:CE2	1:D:652:LEU:HD11	1.73	1.22
1:D:727:LEU:HD12	1:D:782:MLY:CE	1.68	1.22
1:D:831:TRP:CH2	2:E:47:LEU:HA	1.72	1.22
1:G:557:GLU:CA	4:X:48:GLY:N	1.99	1.22
2:H:117:LEU:HD12	2:H:147:ASN:OD1	1.32	1.22
2:K:121:LEU:C	2:K:128:PHE:CB	2.07	1.22
1:M:629:GLU:CA	1:M:643:GLY:O	1.87	1.22
1:M:709:LYS:C	1:M:710:GLY:N	1.93	1.22
1:P:641:LYS:CG	1:P:647:GLN:CG	2.16	1.22
2:Q:144:VAL:CG1	2:Q:153:ILE:HD11	1.65	1.22
4:3:322:PRO:HB3	4:5:244:ASP:OD2	1.39	1.22
1:G:721:LYS:HG3	1:G:736:GLN:CD	1.53	1.22
4:1:110:LEU:O	4:2:195:GLU:HA	1.08	1.22
1:A:818:TYR:HB2	2:B:90:GLY:CA	1.68	1.21
1:G:28:GLN:CB	1:G:723:ARG:HH12	1.54	1.21
1:J:534:SER:O	4:W:351:THR:CB	1.87	1.21

Continued on next page...

Continued from previous page...

Atom-1	Atom-2	Interatomic distance (Å)	Clash overlap (Å)
1:P:629:GLU:CA	1:P:643:GLY:O	1.87	1.21
1:A:797:PHE:CD1	3:C:146:ILE:O	1.92	1.21
1:G:629:GLU:CA	1:G:643:GLY:O	1.87	1.21
1:G:733:PRO:O	1:G:737:PHE:HD1	0.93	1.21
2:H:121:LEU:C	2:H:128:PHE:CB	2.07	1.21
1:J:819:ASN:CG	2:K:92:ASP:HB2	1.61	1.21
1:M:534:SER:O	4:Z:351:THR:CB	1.88	1.21
1:P:641:LYS:CG	1:P:647:GLN:HG3	1.71	1.21
1:G:534:SER:O	4:V:351:THR:CB	1.88	1.21
1:J:630:ALA:O	4:W:25:ASP:OD2	1.52	1.21
1:J:820:VAL:HG11	2:K:136:MET:CE	1.70	1.21
1:P:821:ARG:NH2	2:Q:127:ARG:CG	2.02	1.21
4:7:322:PRO:HB2	4:9:244:ASP:OD2	1.39	1.21
4:9:322:PRO:HB2	4:W:244:ASP:OD2	1.39	1.21
1:D:641:LYS:CG	1:D:647:GLN:HG3	1.70	1.21
1:J:829:TRP:CZ3	2:K:87:LYS:NZ	2.08	1.21
1:P:641:LYS:CD	1:P:647:GLN:NE2	1.99	1.21
1:P:726:VAL:HA	3:R:85:GLU:OE2	1.41	1.21
1:P:798:LEU:CD1	3:R:126:LEU:HD11	1.69	1.21
2:B:144:VAL:CG1	2:B:153:ILE:HD11	1.64	1.21
1:D:831:TRP:CZ2	2:E:47:LEU:HA	1.75	1.21
2:H:117:LEU:CD1	2:H:147:ASN:CB	2.19	1.21
1:J:756:THR:CG2	1:J:776:GLU:CA	2.19	1.21
1:P:534:SER:O	4:1:351:THR:CB	1.88	1.21
1:P:630:ALA:O	4:1:25:ASP:OD2	1.52	1.21
1:P:782:MLY:HH23	3:R:83:THR:CB	1.68	1.21
4:9:322:PRO:CB	4:W:244:ASP:OD2	1.86	1.21
1:A:641:LYS:CG	1:A:647:GLN:HG3	1.71	1.20
1:A:800:ARG:NH2	3:C:40:ASN:HD21	1.39	1.20
2:B:117:LEU:CD1	2:B:147:ASN:CG	2.05	1.20
1:J:817:GLN:CB	2:K:127:ARG:HD2	1.71	1.20
1:M:538:GLU:C	4:Z:349:LEU:HD12	1.48	1.20
1:M:793:ARG:NH1	3:O:40:ASN:ND2	1.89	1.20
1:A:629:GLU:CA	1:A:643:GLY:O	1.87	1.20
1:G:795:ARG:NH2	3:I:116:GLU:CG	2.04	1.20
1:G:797:PHE:CE1	3:I:146:ILE:HG23	1.76	1.20
2:K:117:LEU:CD1	2:K:147:ASN:CB	2.19	1.20
1:A:768:MLY:HB3	1:A:771:LEU:CB	1.69	1.20
1:D:641:LYS:CD	1:D:647:GLN:NE2	1.99	1.20
1:G:508:ILE:HD11	1:G:759:ALA:CB	1.70	1.20
1:A:797:PHE:CE1	3:C:146:ILE:CA	2.23	1.20

Continued on next page...

Continued from previous page...

Atom-1	Atom-2	Interatomic distance (Å)	Clash overlap (Å)
2:B:117:LEU:CD1	2:B:147:ASN:CB	2.19	1.20
1:G:538:GLU:OE2	4:V:355:MET:CE	1.90	1.20
1:M:538:GLU:OE2	4:Z:355:MET:CE	1.90	1.20
1:M:641:LYS:CG	1:M:647:GLN:HG3	1.71	1.20
1:A:791:GLN:OE1	3:C:116:GLU:HG3	1.40	1.19
1:D:797:PHE:CE1	3:F:146:ILE:HA	1.77	1.19
1:D:823:PHE:CE1	2:E:160:GLY:HA2	1.77	1.19
2:H:144:VAL:CG1	2:H:153:ILE:HD11	1.64	1.19
2:K:117:LEU:HD12	2:K:147:ASN:OD1	1.32	1.19
1:P:538:GLU:OE2	4:1:355:MET:CE	1.90	1.19
1:P:838:ILE:CD1	2:Q:54:MET:CE	2.20	1.19
4:2:287:ILE:CG1	4:4:202:THR:CA	2.19	1.19
1:A:538:GLU:O	4:8:349:LEU:HD11	1.35	1.19
1:D:538:GLU:OE2	4:9:355:MET:CE	1.91	1.19
1:D:724:TYR:HA	1:D:782:MLY:HD2	1.23	1.19
1:G:538:GLU:C	4:V:349:LEU:HD12	1.48	1.19
1:G:752:ASP:O	1:G:780:ASP:HA	1.37	1.19
1:J:538:GLU:OE2	4:W:355:MET:CE	1.90	1.19
1:M:806:MET:C	1:M:807:VAL:N	1.95	1.19
1:A:557:GLU:H	4:V:48:GLY:CA	1.56	1.19
1:D:795:ARG:NH2	3:F:116:GLU:CD	1.96	1.19
1:M:783:LEU:CA	1:M:786:ILE:HG13	1.73	1.19
2:N:117:LEU:CD1	2:N:147:ASN:CB	2.19	1.19
1:P:818:TYR:CZ	2:Q:127:ARG:NH2	2.03	1.19
2:Q:117:LEU:CD1	2:Q:147:ASN:CB	2.19	1.19
4:W:324:THR:CG2	4:Y:247:VAL:N	1.89	1.19
4:X:291:LYS:CE	4:Z:243:PRO:C	2.10	1.19
1:A:538:GLU:OE2	4:8:355:MET:CE	1.91	1.19
1:G:97:LEU:HD23	1:G:712:PRO:CB	1.70	1.19
1:G:567:LYS:NZ	4:X:92:ASN:ND2	1.86	1.19
1:J:739:ASP:HB3	1:J:742:LYS:HB3	1.21	1.19
1:P:797:PHE:CD1	3:R:146:ILE:O	1.96	1.19
4:2:288:ASP:CG	4:4:203:THR:CG2	2.09	1.19
1:A:721:LYS:HA	1:A:736:GLN:NE2	1.58	1.19
1:G:538:GLU:O	4:V:349:LEU:HD11	1.34	1.19
1:G:538:GLU:HA	4:V:349:LEU:CD1	1.55	1.19
1:J:557:GLU:HA	4:Y:47:MET:C	1.62	1.19
1:A:798:LEU:HD11	3:C:126:LEU:CD2	1.72	1.18
2:E:117:LEU:CD1	2:E:147:ASN:CB	2.19	1.18
1:M:836:PHE:CZ	2:N:160:GLY:N	2.08	1.18
1:P:506:GLU:OE2	1:P:764:MLY:HG3	1.36	1.18

Continued on next page...

Continued from previous page...

Atom-1	Atom-2	Interatomic distance (Å)	Clash overlap (Å)
1:P:797:PHE:CE1	3:R:146:ILE:CA	2.24	1.18
1:P:819:ASN:HA	2:Q:90:GLY:O	1.05	1.18
1:D:641:LYS:CB	1:D:647:GLN:NE2	2.07	1.18
1:D:797:PHE:CE2	3:F:126:LEU:CD2	2.17	1.18
1:D:831:TRP:CZ2	2:E:47:LEU:CD2	2.25	1.18
1:G:817:GLN:CD	2:H:127:ARG:HD2	1.62	1.18
2:E:117:LEU:CD1	2:E:147:ASN:CG	2.05	1.18
1:G:553:MLY:HG3	4:X:45:VAL:O	1.01	1.18
1:G:641:LYS:CB	1:G:647:GLN:NE2	2.07	1.18
1:J:721:LYS:HA	1:J:736:GLN:NE2	1.59	1.18
1:M:641:LYS:CG	1:M:647:GLN:CG	2.16	1.18
1:M:724:TYR:CE1	1:M:775:LEU:HB3	1.78	1.18
1:P:819:ASN:CG	2:Q:92:ASP:CB	2.10	1.18
1:A:538:GLU:HA	4:8:349:LEU:CD1	1.54	1.18
1:D:721:LYS:HA	1:D:736:GLN:NE2	1.58	1.18
2:E:144:VAL:CG1	2:E:153:ILE:HD11	1.65	1.18
1:G:641:LYS:CG	1:G:647:GLN:HG3	1.71	1.18
1:P:725:ARG:CB	3:R:85:GLU:HG3	1.72	1.18
1:A:502:GLU:CA	1:A:761:GLY:HA3	1.71	1.18
1:D:800:ARG:NH2	3:F:40:ASN:HD21	1.42	1.18
1:G:201:ALA:O	1:G:202:SER:HB3	1.36	1.18
1:G:530:MET:HE2	4:V:354:GLN:HG2	1.25	1.18
1:G:735:GLY:O	1:G:743:ALA:CB	1.91	1.18
1:J:641:LYS:CB	1:J:647:GLN:NE2	2.07	1.18
1:J:710:GLY:HA2	1:J:772:LEU:CD2	1.71	1.18
1:M:795:ARG:NH2	3:O:116:GLU:CD	1.96	1.18
1:D:726:VAL:HG12	1:D:785:GLU:HG2	1.22	1.17
1:J:641:LYS:CG	1:J:647:GLN:HG3	1.71	1.17
1:P:721:LYS:HA	1:P:736:GLN:NE2	1.59	1.17
1:A:641:LYS:CB	1:A:647:GLN:NE2	2.07	1.17
1:G:84:MLY:CD	1:G:723:ARG:CD	2.20	1.17
1:G:831:TRP:HE1	2:H:67:MET:HB3	1.04	1.17
1:J:838:ILE:CD1	2:K:54:MET:CE	2.21	1.17
1:P:735:GLY:O	1:P:743:ALA:CB	1.91	1.17
1:P:817:GLN:CG	2:Q:127:ARG:HD2	1.72	1.17
1:G:819:ASN:ND2	2:H:92:ASP:CB	2.07	1.17
1:J:756:THR:HG22	1:J:776:GLU:CD	1.64	1.17
1:M:641:LYS:CE	4:Z:348:SER:O	1.93	1.17
4:8:290:ARG:NH2	4:V:202:THR:HG23	1.59	1.17
1:A:735:GLY:O	1:A:743:ALA:CB	1.91	1.17
1:A:823:PHE:CE1	2:B:160:GLY:HA2	1.80	1.17

Continued on next page...

Continued from previous page...

Atom-1	Atom-2	Interatomic distance (Å)	Clash overlap (Å)
1:D:795:ARG:CB	3:F:35:ARG:HH12	1.53	1.17
1:J:817:GLN:CG	2:K:127:ARG:HB2	1.73	1.17
1:M:819:ASN:HA	2:N:90:GLY:O	1.01	1.17
4:8:322:PRO:HB2	4:V:244:ASP:OD2	1.39	1.17
1:D:557:GLU:H	4:W:48:GLY:CA	1.56	1.17
1:D:814:PHE:HA	2:E:127:ARG:NH1	1.53	1.17
1:G:642:LYS:CG	4:V:23:GLY:N	2.08	1.17
1:G:753:VAL:CA	1:G:780:ASP:OD1	1.92	1.17
1:G:796:GLY:HA2	3:I:35:ARG:HD3	1.26	1.17
1:P:641:LYS:CB	1:P:647:GLN:NE2	2.07	1.17
1:A:813:ILE:HG22	2:B:127:ARG:CD	1.74	1.16
1:D:201:ALA:O	1:D:202:SER:CB	1.92	1.16
1:D:215:GLN:HA	1:D:340:ILE:CG2	1.75	1.16
1:G:215:GLN:HA	1:G:340:ILE:CG2	1.76	1.16
1:G:538:GLU:C	4:V:349:LEU:HD11	1.54	1.16
2:K:144:VAL:CG1	2:K:153:ILE:HD11	1.65	1.16
1:M:215:GLN:HA	1:M:340:ILE:CG2	1.76	1.16
1:M:549:SER:CB	4:2:46:GLY:H	1.59	1.16
1:M:642:LYS:CG	4:Z:23:GLY:N	2.08	1.16
1:M:798:LEU:CD1	3:O:126:LEU:HD11	1.75	1.16
1:P:836:PHE:CZ	2:Q:160:GLY:N	2.12	1.16
1:G:503:TYR:CE1	1:G:711:PHE:CE2	2.33	1.16
1:G:553:MLY:HE2	4:X:45:VAL:CB	1.75	1.16
1:G:754:ASP:HB3	1:G:776:GLU:OE2	1.01	1.16
1:J:201:ALA:O	1:J:202:SER:HB3	1.36	1.16
1:J:538:GLU:C	4:W:349:LEU:HD11	1.54	1.16
1:J:641:LYS:CE	4:W:348:SER:O	1.93	1.16
1:J:756:THR:HG21	1:J:776:GLU:CA	1.73	1.16
1:M:201:ALA:O	1:M:202:SER:HB3	1.36	1.16
1:M:641:LYS:CB	1:M:647:GLN:NE2	2.07	1.16
1:M:721:LYS:HA	1:M:736:GLN:NE2	1.58	1.16
1:P:640:LYS:HB3	1:P:645:SER:OG	1.45	1.16
4:1:199:SER:O	4:Y:287:ILE:HG21	1.46	1.16
4:X:287:ILE:HG12	4:Z:201:VAL:N	1.60	1.16
1:A:149:GLN:CB	1:A:719:ASP:N	2.07	1.16
1:A:709:LYS:C	1:A:710:GLY:HA3	1.64	1.16
1:A:739:ASP:HB3	1:A:742:LYS:HB3	1.21	1.16
1:A:800:ARG:NH2	3:C:40:ASN:ND2	1.93	1.16
1:D:641:LYS:CE	4:9:348:SER:O	1.93	1.16
1:D:735:GLY:O	1:D:743:ALA:CB	1.91	1.16
2:E:117:LEU:HD12	2:E:147:ASN:OD1	1.32	1.16

Continued on next page...

Continued from previous page...

Atom-1	Atom-2	Interatomic distance (Å)	Clash overlap (Å)
1:G:553:MLY:CE	4:X:45:VAL:CB	2.22	1.16
1:J:94:MET:C	1:J:713:SER:HB3	1.65	1.16
1:M:641:LYS:HG3	1:M:647:GLN:HG3	1.21	1.16
1:P:506:GLU:HG2	1:P:766:PHE:HE1	1.09	1.16
1:P:641:LYS:CE	4:1:348:SER:O	1.93	1.16
2:Q:117:LEU:CD1	2:Q:147:ASN:HB3	1.76	1.16
1:A:149:GLN:HG3	1:A:719:ASP:OD1	1.24	1.16
1:A:201:ALA:O	1:A:202:SER:HB3	1.36	1.16
1:A:640:LYS:HB3	1:A:645:SER:OG	1.46	1.16
1:A:649:VAL:HA	1:A:649:VAL:CG2	1.76	1.16
1:D:642:LYS:CG	4:9:23:GLY:N	2.08	1.16
1:G:557:GLU:HB3	4:X:46:GLY:O	0.99	1.16
1:G:649:VAL:HA	1:G:649:VAL:CG2	1.76	1.16
1:J:639:GLY:HA2	4:W:345:ILE:HA	1.26	1.16
4:9:290:ARG:NH2	4:W:202:THR:HG23	1.59	1.16
4:X:287:ILE:CG1	4:Z:201:VAL:HG23	1.76	1.16
1:D:639:GLY:HA2	4:9:345:ILE:HA	1.26	1.16
1:D:713:SER:H	1:D:771:LEU:CD2	1.58	1.16
1:G:721:LYS:HA	1:G:736:GLN:NE2	1.58	1.16
2:H:117:LEU:CD1	2:H:147:ASN:HB3	1.75	1.16
1:M:215:GLN:N	1:M:340:ILE:HG12	1.19	1.16
1:M:218:LEU:HB2	1:M:221:GLN:HG3	1.17	1.16
1:M:538:GLU:HA	4:Z:349:LEU:CD1	1.55	1.16
1:M:739:ASP:HB3	1:M:742:LYS:HB3	1.22	1.16
1:M:834:LEU:HD13	2:N:51:PHE:CE1	1.81	1.16
1:P:548:THR:HG21	4:3:49:GLN:CB	1.49	1.16
1:P:725:ARG:CB	3:R:85:GLU:CG	2.23	1.16
1:D:800:ARG:NH2	3:F:40:ASN:ND2	1.90	1.15
1:J:530:MET:HE2	4:W:354:GLN:HG2	1.21	1.15
1:J:639:GLY:CA	4:W:345:ILE:HA	1.73	1.15
1:J:639:GLY:HA3	4:W:344:SER:O	1.46	1.15
1:M:641:LYS:HD2	1:M:647:GLN:NE2	1.58	1.15
1:M:783:LEU:CG	1:M:786:ILE:CD1	2.21	1.15
1:M:819:ASN:CA	2:N:90:GLY:O	1.93	1.15
1:P:201:ALA:O	1:P:202:SER:HB3	1.35	1.15
4:7:290:ARG:NH2	4:9:202:THR:HG23	1.59	1.15
2:B:54:MET:HA	2:H:21:GLU:OE1	1.47	1.15
1:J:84:MLY:CH1	1:J:720:PHE:CD1	2.30	1.15
1:J:215:GLN:HA	1:J:340:ILE:CG2	1.76	1.15
1:J:756:THR:HG21	1:J:776:GLU:O	1.44	1.15
1:M:649:VAL:HA	1:M:649:VAL:CG2	1.76	1.15

Continued on next page...

Continued from previous page...

Atom-1	Atom-2	Interatomic distance (Å)	Clash overlap (Å)
1:M:836:PHE:CE1	2:N:159:HIS:CA	2.29	1.15
1:P:639:GLY:HA3	4:1:344:SER:O	1.46	1.15
4:8:287:ILE:HG21	4:V:205:GLU:HG2	1.17	1.15
1:A:642:LYS:CG	4:8:23:GLY:N	2.09	1.15
1:D:639:GLY:HA3	4:9:344:SER:O	1.47	1.15
2:E:117:LEU:CD1	2:E:147:ASN:HB3	1.75	1.15
1:P:215:GLN:HA	1:P:340:ILE:CG2	1.76	1.15
1:A:97:LEU:HD23	1:A:712:PRO:HB3	1.28	1.15
1:A:215:GLN:HA	1:A:340:ILE:CG2	1.76	1.15
1:A:641:LYS:CE	4:8:348:SER:O	1.93	1.15
1:A:799:MET:SD	3:C:32:ASP:CA	2.35	1.15
1:D:725:ARG:C	1:D:782:MLY:HH22	1.65	1.15
1:G:641:LYS:CE	4:V:348:SER:O	1.93	1.15
1:G:757:GLN:CG	1:G:776:GLU:OE2	1.93	1.15
1:G:819:ASN:CG	2:H:92:ASP:CB	2.03	1.15
1:M:795:ARG:CZ	3:O:116:GLU:OE2	1.93	1.15
2:Q:111:SER:CA	2:Q:148:VAL:O	1.95	1.15
1:A:792:ALA:CB	3:C:42:THR:HG22	1.76	1.15
2:E:112:ILE:O	2:E:147:ASN:O	1.65	1.15
2:H:121:LEU:CA	2:H:128:PHE:HB3	1.77	1.15
1:J:215:GLN:N	1:J:340:ILE:HG12	1.19	1.15
2:K:117:LEU:CD1	2:K:147:ASN:HB3	1.76	1.15
1:M:542:PHE:HA	4:Z:143:TYR:CE1	1.82	1.15
1:M:639:GLY:HA3	4:Z:344:SER:O	1.46	1.15
1:M:729:ALA:HB1	3:O:85:GLU:HG2	1.25	1.15
1:M:819:ASN:CG	2:N:92:ASP:CB	2.15	1.15
1:P:786:ILE:CG2	1:P:787:ILE:N	2.08	1.15
4:V:325:MET:SD	4:X:244:ASP:CB	2.33	1.15
1:A:800:ARG:HB3	3:C:149:VAL:HG22	1.22	1.14
1:G:813:ILE:HG23	2:H:128:PHE:CZ	1.81	1.14
1:J:754:ASP:OD1	1:J:780:ASP:CG	1.84	1.14
1:M:95:THR:OG1	1:M:770:GLY:HA2	1.37	1.14
1:D:553:MLY:CE	4:W:45:VAL:HA	1.52	1.14
1:D:797:PHE:CD1	3:F:146:ILE:CG2	2.30	1.14
1:D:838:ILE:CD1	2:E:54:MET:SD	2.34	1.14
2:E:111:SER:CA	2:E:148:VAL:O	1.95	1.14
2:E:121:LEU:CA	2:E:128:PHE:HB3	1.78	1.14
1:G:97:LEU:CD2	1:G:712:PRO:CB	2.25	1.14
1:G:503:TYR:CE1	1:G:711:PHE:CD2	2.35	1.14
1:J:642:LYS:CG	4:W:23:GLY:N	2.08	1.14
1:J:735:GLY:O	1:J:743:ALA:CB	1.91	1.14

Continued on next page...

Continued from previous page...

Atom-1	Atom-2	Interatomic distance (Å)	Clash overlap (Å)
1:M:829:TRP:CZ3	2:N:87:LYS:NZ	2.14	1.14
1:P:798:LEU:HD11	3:R:126:LEU:HD11	1.19	1.14
1:A:641:LYS:HD2	1:A:647:GLN:NE2	1.59	1.14
2:B:111:SER:CA	2:B:148:VAL:O	1.95	1.14
1:D:649:VAL:HG22	1:D:649:VAL:HG13	1.21	1.14
1:G:97:LEU:CD2	1:G:712:PRO:HB3	1.74	1.14
1:G:553:MLY:CE	4:X:45:VAL:HG11	1.53	1.14
1:G:640:LYS:HB3	1:G:645:SER:OG	1.46	1.14
1:G:832:MET:SD	2:H:84:PHE:HE2	1.71	1.14
1:J:505:MLY:CD	1:J:762:HIS:CE1	2.29	1.14
1:M:735:GLY:O	1:M:743:ALA:CB	1.91	1.14
1:P:642:LYS:CG	4:1:23:GLY:N	2.08	1.14
1:P:820:VAL:HG11	2:Q:136:MET:HE3	1.20	1.14
1:D:640:LYS:HB3	1:D:645:SER:OG	1.46	1.14
1:M:640:LYS:HB3	1:M:645:SER:OG	1.45	1.14
4:1:245:GLY:N	4:Y:291:LYS:CG	2.00	1.14
4:3:290:ARG:NH2	4:5:202:THR:HG23	1.41	1.14
1:A:542:PHE:HA	4:8:143:TYR:CE1	1.82	1.14
1:A:721:LYS:HG3	1:A:736:GLN:HG2	1.25	1.14
2:B:121:LEU:C	2:B:128:PHE:HB2	1.67	1.14
1:D:713:SER:H	1:D:771:LEU:HD22	1.08	1.14
1:G:556:ASP:CG	4:X:47:MET:HE3	1.43	1.14
1:G:797:PHE:CE2	3:I:126:LEU:CD2	2.29	1.14
1:J:538:GLU:C	4:W:349:LEU:HD12	1.48	1.14
2:N:121:LEU:C	2:N:128:PHE:HB2	1.67	1.14
2:N:144:VAL:CG1	2:N:153:ILE:HD11	1.65	1.14
1:P:806:MET:C	1:P:807:VAL:N	2.01	1.14
1:P:829:TRP:CZ3	2:Q:87:LYS:NZ	2.14	1.14
4:W:325:MET:SD	4:Y:244:ASP:CB	2.34	1.14
1:A:201:ALA:O	1:A:202:SER:CB	1.92	1.13
1:A:218:LEU:HB2	1:A:221:GLN:HG3	1.17	1.13
1:A:599:ASN:OD1	1:A:649:VAL:CB	1.96	1.13
1:G:84:MLY:HA	1:G:723:ARG:CZ	1.78	1.13
1:G:538:GLU:OE2	4:V:355:MET:HE1	1.47	1.13
1:G:641:LYS:NZ	4:V:348:SER:O	1.80	1.13
2:H:121:LEU:C	2:H:128:PHE:HB2	1.67	1.13
1:M:799:MET:SD	3:O:32:ASP:HB3	1.87	1.13
2:N:112:ILE:O	2:N:147:ASN:O	1.65	1.13
1:P:201:ALA:O	1:P:202:SER:CB	1.92	1.13
1:P:215:GLN:N	1:P:340:ILE:HG12	1.19	1.13
1:J:541:MET:C	4:W:143:TYR:OH	1.87	1.13

Continued on next page...

Continued from previous page...

Atom-1	Atom-2	Interatomic distance (Å)	Clash overlap (Å)
1:J:599:ASN:OD1	1:J:649:VAL:CB	1.96	1.13
1:M:721:LYS:HG3	1:M:736:GLN:HG2	1.25	1.13
1:M:795:ARG:CD	3:O:43:ASN:OD1	1.95	1.13
2:N:121:LEU:CA	2:N:128:PHE:HB3	1.78	1.13
1:P:542:PHE:HA	4:1:143:TYR:CE1	1.82	1.13
1:P:599:ASN:OD1	1:P:649:VAL:CB	1.96	1.13
1:A:791:GLN:HE22	3:C:116:GLU:N	1.44	1.13
1:D:542:PHE:HA	4:9:143:TYR:CE1	1.82	1.13
1:D:831:TRP:CZ2	2:E:47:LEU:HD23	1.80	1.13
1:G:795:ARG:CZ	3:I:116:GLU:CD	2.16	1.13
1:J:542:PHE:HA	4:W:143:TYR:CE1	1.82	1.13
1:M:549:SER:HB3	4:2:46:GLY:CA	1.72	1.13
1:M:599:ASN:OD1	1:M:649:VAL:CB	1.96	1.13
1:M:641:LYS:NZ	4:Z:348:SER:O	1.80	1.13
1:P:218:LEU:HB2	1:P:221:GLN:HG3	1.17	1.13
1:P:541:MET:C	4:1:143:TYR:OH	1.87	1.13
1:P:639:GLY:CA	4:1:345:ILE:HA	1.73	1.13
1:P:783:LEU:HG	1:P:786:ILE:HD11	1.15	1.13
1:A:639:GLY:HA3	4:8:344:SER:O	1.47	1.13
2:B:121:LEU:CA	2:B:128:PHE:HB3	1.77	1.13
1:D:641:LYS:CE	1:D:647:GLN:OE1	1.97	1.13
1:G:599:ASN:OD1	1:G:649:VAL:CB	1.96	1.13
1:G:752:ASP:O	1:G:780:ASP:OD1	1.67	1.13
1:G:795:ARG:HA	3:I:118:MET:CE	1.78	1.13
2:H:111:SER:CA	2:H:148:VAL:O	1.95	1.13
1:J:640:LYS:HB3	1:J:645:SER:OG	1.45	1.13
2:N:111:SER:CA	2:N:148:VAL:O	1.95	1.13
1:P:641:LYS:HD2	1:P:647:GLN:NE2	1.59	1.13
1:P:723:ARG:NE	1:P:779:ARG:HE	1.47	1.13
4:2:203:THR:HG22	4:Z:287:ILE:CB	1.76	1.13
1:A:97:LEU:CD2	1:A:712:PRO:HB3	1.78	1.12
1:A:641:LYS:NZ	4:8:348:SER:O	1.80	1.12
1:D:201:ALA:O	1:D:202:SER:HB3	1.36	1.12
1:D:635:GLY:HA2	4:9:334:GLU:HG2	1.16	1.12
1:D:641:LYS:HD2	1:D:647:GLN:NE2	1.59	1.12
1:G:541:MET:C	4:V:143:TYR:OH	1.87	1.12
1:G:542:PHE:HA	4:V:143:TYR:CE1	1.82	1.12
1:J:538:GLU:OE2	4:W:355:MET:HE1	1.49	1.13
2:K:121:LEU:CA	2:K:128:PHE:HB3	1.78	1.12
1:M:541:MET:C	4:Z:143:TYR:OH	1.87	1.12
1:M:786:ILE:HB	1:M:787:ILE:N	1.62	1.13

Continued on next page...

Continued from previous page...

Atom-1	Atom-2	Interatomic distance (Å)	Clash overlap (Å)
1:G:641:LYS:CE	1:G:647:GLN:OE1	1.97	1.12
3:L:48:LYS:C	3:L:52:ASN:ND2	2.03	1.12
4:1:112:PRO:CG	4:2:195:GLU:C	2.02	1.12
1:A:641:LYS:CE	1:A:647:GLN:OE1	1.97	1.12
1:D:215:GLN:N	1:D:340:ILE:HG12	1.20	1.12
1:D:599:ASN:OD1	1:D:649:VAL:CB	1.96	1.12
1:D:649:VAL:HA	1:D:649:VAL:CG2	1.76	1.12
1:G:639:GLY:HA3	4:V:344:SER:O	1.46	1.12
1:G:831:TRP:CZ2	2:H:47:LEU:CD2	2.30	1.12
1:J:641:LYS:NZ	4:W:348:SER:O	1.80	1.12
1:J:649:VAL:HA	1:J:649:VAL:CG2	1.77	1.12
2:K:111:SER:CA	2:K:148:VAL:O	1.95	1.12
1:M:201:ALA:O	1:M:202:SER:CB	1.92	1.12
1:M:556:ASP:OD1	4:2:49:GLN:HB3	1.32	1.12
3:O:48:LYS:C	3:O:52:ASN:ND2	2.03	1.12
1:P:831:TRP:CH2	2:Q:47:LEU:HD21	1.82	1.12
4:1:201:VAL:N	4:Y:287:ILE:HG12	1.51	1.12
1:A:505:MLY:HG2	1:A:762:HIS:CD2	1.82	1.12
1:D:541:MET:C	4:9:143:TYR:OH	1.87	1.12
1:G:218:LEU:HB2	1:G:221:GLN:HG3	1.17	1.12
1:G:553:MLY:CE	4:X:45:VAL:HG12	1.68	1.12
1:J:834:LEU:HD13	2:K:51:PHE:CE1	1.84	1.12
1:M:805:ALA:O	1:M:809:ARG:N	1.79	1.12
1:P:623:PHE:CG	1:P:623:PHE:CB	2.33	1.12
1:P:641:LYS:NZ	4:1:348:SER:O	1.80	1.12
1:P:819:ASN:CA	2:Q:90:GLY:O	1.97	1.12
2:Q:112:ILE:O	2:Q:147:ASN:O	1.65	1.12
2:Q:121:LEU:CA	2:Q:128:PHE:HB3	1.78	1.12
1:A:93:MET:HE2	1:A:715:VAL:CA	1.80	1.12
1:A:639:GLY:CA	4:8:345:ILE:HA	1.74	1.12
1:D:641:LYS:NZ	4:9:348:SER:O	1.80	1.12
1:G:639:GLY:HA2	4:V:345:ILE:HA	1.26	1.12
1:J:641:LYS:CE	1:J:647:GLN:OE1	1.97	1.12
1:J:834:LEU:CD1	2:K:51:PHE:HE1	1.62	1.12
1:M:641:LYS:CE	1:M:647:GLN:OE1	1.97	1.12
1:A:538:GLU:C	4:8:349:LEU:HD11	1.54	1.12
1:A:798:LEU:HD11	3:C:126:LEU:HD21	1.23	1.12
2:B:117:LEU:CD1	2:B:147:ASN:HB3	1.76	1.12
3:C:48:LYS:C	3:C:52:ASN:ND2	2.03	1.12
1:D:831:TRP:CZ3	2:E:34:ILE:CG2	2.33	1.12
1:G:557:GLU:HA	4:X:48:GLY:N	1.13	1.12

Continued on next page...

Continued from previous page...

Atom-1	Atom-2	Interatomic distance (Å)	Clash overlap (Å)
3:I:48:LYS:C	3:I:52:ASN:ND2	2.03	1.12
1:J:649:VAL:HG22	1:J:649:VAL:HG13	1.21	1.12
1:J:799:MET:SD	3:L:32:ASP:OD2	2.08	1.12
1:J:834:LEU:CD1	2:K:51:PHE:CE1	2.33	1.12
2:K:112:ILE:O	2:K:147:ASN:O	1.65	1.12
1:M:623:PHE:CG	1:M:623:PHE:CB	2.33	1.12
1:P:649:VAL:CG2	1:P:649:VAL:HA	1.77	1.12
1:P:721:LYS:HG3	1:P:736:GLN:HG2	1.25	1.12
1:P:783:LEU:O	1:P:786:ILE:HG13	1.50	1.12
1:P:834:LEU:HD13	2:Q:51:PHE:CE1	1.84	1.12
2:Q:117:LEU:HB2	2:Q:147:ASN:CG	1.70	1.12
1:A:541:MET:C	4:8:143:TYR:OH	1.87	1.11
2:B:121:LEU:O	2:B:128:PHE:HB2	0.94	1.11
1:G:830:PRO:HB3	2:H:67:MET:HE1	1.25	1.11
2:H:111:SER:CB	2:H:148:VAL:C	1.93	1.11
2:H:112:ILE:O	2:H:147:ASN:O	1.65	1.11
1:J:623:PHE:CG	1:J:623:PHE:CB	2.33	1.11
1:J:797:PHE:CE1	3:L:146:ILE:HD12	1.85	1.11
1:M:544:LYS:O	4:2:45:VAL:CG1	0.83	1.11
1:M:792:ALA:HB2	3:O:42:THR:HG22	1.16	1.11
2:N:117:LEU:HD12	2:N:147:ASN:OD1	1.33	1.11
1:P:782:MLY:HE3	3:R:83:THR:HG21	1.17	1.11
3:R:48:LYS:C	3:R:52:ASN:ND2	2.03	1.11
4:2:203:THR:N	4:Z:287:ILE:CG1	1.91	1.11
4:9:287:ILE:HG21	4:W:205:GLU:HG2	1.17	1.11
1:A:498:LEU:CD2	1:A:764:MLY:HH22	1.79	1.11
1:A:623:PHE:CB	1:A:623:PHE:CG	2.33	1.11
2:B:112:ILE:O	2:B:147:ASN:O	1.65	1.11
1:D:799:MET:SD	3:F:32:ASP:CA	2.37	1.11
1:G:818:TYR:CE1	2:H:127:ARG:CZ	2.33	1.11
2:H:117:LEU:HB2	2:H:147:ASN:CG	1.70	1.11
1:J:756:THR:HG22	1:J:776:GLU:CG	1.80	1.11
1:P:797:PHE:CE1	3:R:146:ILE:O	2.03	1.11
1:D:218:LEU:HB2	1:D:221:GLN:HG3	1.17	1.11
1:D:639:GLY:CA	4:9:345:ILE:HA	1.73	1.11
3:F:48:LYS:C	3:F:52:ASN:ND2	2.03	1.11
1:G:93:MET:SD	1:G:714:ARG:O	2.08	1.11
1:G:635:GLY:HA2	4:V:334:GLU:HG2	1.16	1.11
1:J:218:LEU:HB2	1:J:221:GLN:HG3	1.17	1.11
1:J:721:LYS:HG3	1:J:736:GLN:HG2	1.25	1.11
1:M:798:LEU:CD1	3:O:126:LEU:CD2	2.02	1.11

Continued on next page...

Continued from previous page...

Atom-1	Atom-2	Interatomic distance (Å)	Clash overlap (Å)
1:M:800:ARG:NH2	3:O:40:ASN:OD1	1.82	1.11
1:M:838:ILE:CD1	2:N:54:MET:CE	2.27	1.11
1:P:639:GLY:HA2	4:1:345:ILE:HA	1.26	1.11
1:P:641:LYS:CE	1:P:647:GLN:OE1	1.97	1.11
1:P:838:ILE:HD11	2:Q:54:MET:HE3	1.18	1.11
4:9:290:ARG:CZ	4:W:202:THR:HG21	1.81	1.11
1:A:641:LYS:CE	1:A:647:GLN:CD	2.18	1.11
1:A:734:GLU:O	1:A:738:MET:HG2	1.51	1.11
2:E:111:SER:HB3	2:E:148:VAL:O	1.49	1.11
1:G:623:PHE:CB	1:G:623:PHE:CG	2.33	1.11
1:G:641:LYS:CE	1:G:647:GLN:CD	2.18	1.11
2:H:121:LEU:O	2:H:128:PHE:HB2	0.94	1.11
1:J:641:LYS:HD2	1:J:647:GLN:NE2	1.59	1.11
1:J:818:TYR:CE1	2:K:127:ARG:CZ	2.32	1.11
2:N:117:LEU:CD1	2:N:147:ASN:HB3	1.75	1.11
1:A:649:VAL:HG13	1:A:649:VAL:HG22	1.21	1.11
1:A:795:ARG:HD2	3:C:35:ARG:HH12	1.03	1.11
2:E:121:LEU:C	2:E:128:PHE:HB2	1.67	1.11
2:K:121:LEU:O	2:K:128:PHE:HB2	0.94	1.11
3:L:24:LYS:CB	3:L:63:ILE:O	1.99	1.11
1:M:530:MET:CE	4:Z:354:GLN:HG2	1.80	1.11
2:N:121:LEU:O	2:N:128:PHE:HB2	0.94	1.11
1:P:502:GLU:HG3	1:P:766:PHE:HZ	0.99	1.11
1:P:641:LYS:CE	1:P:647:GLN:CD	2.18	1.11
4:8:290:ARG:CZ	4:V:202:THR:HG21	1.81	1.11
3:C:24:LYS:CB	3:C:63:ILE:O	1.99	1.10
1:D:734:GLU:O	1:D:738:MET:HG2	1.51	1.10
2:E:117:LEU:HB2	2:E:147:ASN:CG	1.70	1.10
3:F:24:LYS:CB	3:F:63:ILE:O	1.99	1.10
1:G:639:GLY:CA	4:V:345:ILE:HA	1.73	1.10
1:G:641:LYS:HD2	1:G:647:GLN:NE2	1.58	1.10
1:G:721:LYS:HG3	1:G:736:GLN:HG2	1.25	1.10
1:J:641:LYS:HE3	1:J:647:GLN:OE1	1.50	1.10
1:J:831:TRP:HH2	2:K:47:LEU:CD2	1.47	1.10
1:M:649:VAL:O	1:M:649:VAL:HG12	0.94	1.10
1:P:530:MET:HE2	4:1:354:GLN:HG2	1.31	1.10
1:P:641:LYS:HE3	1:P:647:GLN:OE1	1.50	1.10
1:P:734:GLU:O	1:P:738:MET:HG2	1.51	1.10
1:P:792:ALA:CB	3:R:42:THR:HG22	1.81	1.10
1:P:819:ASN:ND2	2:Q:92:ASP:CB	2.14	1.10
2:Q:121:LEU:C	2:Q:128:PHE:HB2	1.67	1.10

Continued on next page...

Continued from previous page...

Atom-1	Atom-2	Interatomic distance (Å)	Clash overlap (Å)
4:2:203:THR:HB	4:Z:287:ILE:HD13	1.12	1.10
4:7:290:ARG:CZ	4:9:202:THR:HG21	1.81	1.10
1:A:831:TRP:CH2	2:B:50:THR:HG21	1.72	1.10
1:A:837:MLY:HH21	2:H:20:ASP:HA	1.34	1.10
1:D:623:PHE:CB	1:D:623:PHE:CG	2.33	1.10
1:D:815:CYS:SG	2:E:92:ASP:CB	2.39	1.10
2:E:121:LEU:O	2:E:128:PHE:HB2	0.94	1.10
1:M:530:MET:HE2	4:Z:354:GLN:HG2	1.32	1.10
1:M:836:PHE:CE2	2:N:160:GLY:N	2.18	1.10
2:N:117:LEU:HB2	2:N:147:ASN:CG	1.70	1.10
1:P:635:GLY:HA2	4:1:334:GLU:HG2	1.16	1.10
1:P:806:MET:CA	1:P:807:VAL:N	2.15	1.10
1:A:93:MET:HE1	1:A:715:VAL:HG13	1.12	1.10
1:A:202:SER:CA	1:A:207:LYS:HE2	1.82	1.10
1:A:641:LYS:HG3	1:A:647:GLN:HG3	1.21	1.10
1:G:795:ARG:HG2	3:I:118:MET:HE2	1.26	1.10
1:G:795:ARG:HH21	3:I:116:GLU:HG2	1.00	1.10
1:J:635:GLY:HA2	4:W:334:GLU:HG2	1.16	1.10
1:J:641:LYS:CE	1:J:647:GLN:CD	2.18	1.10
1:J:649:VAL:O	1:J:649:VAL:HG12	0.94	1.10
1:M:639:GLY:CA	4:Z:345:ILE:HA	1.73	1.10
1:M:641:LYS:CE	1:M:647:GLN:CD	2.18	1.10
1:P:502:GLU:CG	1:P:766:PHE:CZ	2.33	1.10
1:P:530:MET:CE	4:1:354:GLN:HG2	1.80	1.10
4:4:287:ILE:HD13	4:6:203:THR:HB	1.22	1.10
1:D:641:LYS:HE3	1:D:647:GLN:OE1	1.50	1.10
1:D:739:ASP:HB3	1:D:742:LYS:HB3	1.21	1.10
1:G:202:SER:CA	1:G:207:LYS:HE2	1.82	1.10
1:M:202:SER:CA	1:M:207:LYS:HE2	1.82	1.10
1:M:639:GLY:HA2	4:Z:345:ILE:HA	1.26	1.10
1:A:571:ALA:O	1:A:572:LYS:HG3	1.52	1.10
2:B:117:LEU:HD12	2:B:147:ASN:OD1	1.32	1.10
1:D:641:LYS:HG3	1:D:647:GLN:HG3	1.20	1.10
1:D:649:VAL:O	1:D:649:VAL:HG12	0.94	1.10
1:D:732:ILE:CD1	1:D:782:MLY:HH11	1.82	1.10
1:G:530:MET:CE	4:V:354:GLN:HG2	1.80	1.10
1:G:649:VAL:HG22	1:G:649:VAL:HG13	1.21	1.10
1:M:635:GLY:HA2	4:Z:334:GLU:HG2	1.16	1.10
3:O:24:LYS:CB	3:O:63:ILE:O	1.99	1.10
4:4:287:ILE:HG23	4:4:202:THR:OG1	1.48	1.10
1:A:95:THR:OG1	1:A:769:ALA:C	1.91	1.09

Continued on next page...

Continued from previous page...

Atom-1	Atom-2	Interatomic distance (Å)	Clash overlap (Å)
1:A:530:MET:HE2	4:8:354:GLN:HG2	1.24	1.09
1:A:649:VAL:O	1:A:649:VAL:HG12	0.94	1.09
2:E:163:ALA:HA	2:K:21:GLU:HB3	1.34	1.09
1:G:571:ALA:O	1:G:572:LYS:HG3	1.52	1.09
1:G:649:VAL:O	1:G:649:VAL:HG12	0.94	1.09
1:G:734:GLU:O	1:G:738:MET:HG2	1.51	1.09
2:H:121:LEU:C	2:H:128:PHE:HB3	1.71	1.09
1:J:84:MLY:HH21	1:J:720:PHE:CA	1.82	1.09
1:J:201:ALA:O	1:J:202:SER:CB	1.92	1.09
1:J:734:GLU:O	1:J:738:MET:HG2	1.51	1.09
2:K:117:LEU:HB2	2:K:147:ASN:CG	1.70	1.09
1:M:798:LEU:HD11	3:O:126:LEU:CD1	1.81	1.09
1:M:838:ILE:HD11	2:N:54:MET:HE3	1.28	1.09
1:P:792:ALA:HB2	3:R:42:THR:HG23	1.25	1.09
3:R:24:LYS:CB	3:R:63:ILE:O	1.99	1.09
4:7:287:ILE:HG21	4:9:205:GLU:HG2	1.17	1.09
1:A:530:MET:CE	4:8:354:GLN:HG2	1.80	1.09
1:A:707:CYS:HA	1:A:714:ARG:CZ	1.82	1.09
2:B:111:SER:HB3	2:B:148:VAL:O	1.49	1.09
1:D:641:LYS:CE	1:D:647:GLN:CD	2.18	1.09
1:G:503:TYR:CZ	1:G:711:PHE:CD2	2.39	1.09
1:G:769:ALA:CB	1:G:770:GLY:HA2	1.81	1.09
1:J:530:MET:CE	4:W:354:GLN:HG2	1.80	1.09
1:M:538:GLU:OE2	4:Z:355:MET:HE1	1.47	1.09
1:P:649:VAL:O	1:P:649:VAL:HG12	0.94	1.09
1:P:649:VAL:HG22	1:P:649:VAL:HG13	1.21	1.09
1:P:834:LEU:HD13	2:Q:51:PHE:HE1	1.07	1.09
1:A:501:GLU:HG2	1:A:762:HIS:HD1	0.92	1.09
1:A:635:GLY:HA2	4:8:334:GLU:HG2	1.16	1.09
1:A:721:LYS:HA	1:A:736:GLN:CD	1.73	1.09
1:D:530:MET:CE	4:9:354:GLN:HG2	1.80	1.09
1:G:84:MLY:HD3	1:G:723:ARG:HD3	1.31	1.09
1:G:754:ASP:HB2	1:G:776:GLU:HA	1.20	1.09
1:J:817:GLN:CG	2:K:127:ARG:CD	2.30	1.09
1:M:538:GLU:C	4:Z:349:LEU:HD11	1.55	1.09
1:M:820:VAL:HG11	2:N:136:MET:HE3	1.35	1.09
1:P:548:THR:HG22	4:3:49:GLN:CG	1.82	1.09
2:Q:121:LEU:O	2:Q:128:PHE:HB2	0.94	1.09
1:A:85:TYR:OH	1:A:772:LEU:HD23	0.91	1.09
1:A:499:GLU:OE1	1:A:766:PHE:HZ	1.17	1.09
1:D:721:LYS:HG3	1:D:736:GLN:HG2	1.25	1.09

Continued on next page...

Continued from previous page...

Atom-1	Atom-2	Interatomic distance (Å)	Clash overlap (Å)
1:D:747:LEU:HD11	1:D:782:MLY:HH21	1.29	1.09
1:D:838:ILE:HD12	2:E:54:MET:CE	1.77	1.09
1:G:795:ARG:HA	3:I:118:MET:HE1	1.10	1.09
1:J:97:LEU:HD23	1:J:712:PRO:HB3	1.21	1.09
1:J:530:MET:HE2	4:W:354:GLN:CG	1.81	1.09
1:M:721:LYS:HA	1:M:736:GLN:CD	1.73	1.09
4:2:202:THR:C	4:Z:287:ILE:HG12	1.71	1.09
4:2:287:ILE:HD13	4:4:203:THR:HB	1.10	1.09
4:3:324:THR:CB	4:5:243:PRO:O	2.01	1.09
4:4:322:PRO:HB3	4:6:244:ASP:CG	1.72	1.09
1:A:795:ARG:NE	3:C:43:ASN:OD1	1.86	1.09
1:D:571:ALA:O	1:D:572:LYS:HG3	1.52	1.09
1:G:707:CYS:SG	1:G:714:ARG:NH2	2.26	1.09
1:J:202:SER:CA	1:J:207:LYS:HE2	1.82	1.09
1:J:819:ASN:CA	2:K:90:GLY:O	2.01	1.09
1:M:638:GLY:CA	4:Z:341:ILE:O	2.01	1.09
1:M:649:VAL:HG22	1:M:649:VAL:HG13	1.21	1.09
1:P:548:THR:HG23	4:3:49:GLN:HB2	1.21	1.09
1:P:792:ALA:HB2	3:R:42:THR:HG22	1.10	1.09
1:P:836:PHE:CE1	2:Q:159:HIS:CA	2.35	1.09
1:A:638:GLY:CA	4:8:341:ILE:O	2.01	1.08
1:A:641:LYS:HE3	1:A:647:GLN:OE1	1.50	1.08
1:A:834:LEU:CD2	2:B:54:MET:HE1	1.61	1.08
1:D:202:SER:CA	1:D:207:LYS:HE2	1.82	1.08
1:D:795:ARG:HB3	3:F:35:ARG:NH2	1.68	1.08
1:G:556:ASP:OD1	4:X:47:MET:HE3	1.52	1.08
3:I:24:LYS:CB	3:I:63:ILE:O	1.99	1.08
1:J:571:ALA:O	1:J:572:LYS:HG3	1.52	1.08
1:J:756:THR:CG2	1:J:776:GLU:CB	2.30	1.08
1:M:571:ALA:O	1:M:572:LYS:HG3	1.52	1.08
1:M:798:LEU:HD12	3:O:126:LEU:HD21	1.30	1.08
1:M:831:TRP:CH2	2:N:47:LEU:HD22	1.82	1.08
1:P:84:MLY:HD2	1:P:776:GLU:CD	1.73	1.08
1:P:571:ALA:O	1:P:572:LYS:HG3	1.52	1.08
1:P:726:VAL:CG1	1:P:782:MLY:HH23	1.83	1.08
1:P:739:ASP:HB3	1:P:742:LYS:HB3	1.21	1.08
1:A:795:ARG:HB3	3:C:35:ARG:NH2	1.67	1.08
2:B:117:LEU:HB2	2:B:147:ASN:CG	1.71	1.08
1:D:834:LEU:HD21	2:E:54:MET:CE	1.83	1.08
1:G:576:GLU:HG2	1:G:577:ALA:N	1.66	1.08
1:G:641:LYS:HE3	1:G:647:GLN:OE1	1.50	1.08

Continued on next page...

Continued from previous page...

Atom-1	Atom-2	Interatomic distance (Å)	Clash overlap (Å)
1:P:506:GLU:O	1:P:761:GLY:CA	2.00	1.08
2:E:111:SER:OG	2:E:148:VAL:O	1.71	1.08
1:G:638:GLY:CA	4:V:341:ILE:O	2.02	1.08
1:G:721:LYS:HA	1:G:736:GLN:CD	1.73	1.08
1:M:552:ASN:O	4:2:49:GLN:HB2	0.90	1.08
1:M:798:LEU:HD21	3:O:126:LEU:CD1	1.84	1.08
1:P:202:SER:CA	1:P:207:LYS:HE2	1.82	1.08
1:P:529:PRO:HB3	4:1:353:GLN:OE1	1.53	1.08
1:P:538:GLU:HA	4:1:349:LEU:CD1	1.55	1.08
1:P:726:VAL:CG1	3:R:83:THR:OG1	1.99	1.08
1:P:831:TRP:HH2	2:Q:47:LEU:HD21	1.12	1.08
1:P:834:LEU:CD1	2:Q:51:PHE:HE1	1.67	1.08
1:A:149:GLN:HB2	1:A:718:ALA:HB3	1.08	1.08
1:A:639:GLY:HA2	4:8:345:ILE:HA	1.26	1.08
1:A:795:ARG:HD3	3:C:43:ASN:OD1	1.47	1.08
1:G:801:VAL:HG21	3:I:126:LEU:HD23	1.11	1.08
1:J:641:LYS:HG3	1:J:647:GLN:HG3	1.20	1.08
1:M:529:PRO:HB3	4:Z:353:GLN:OE1	1.53	1.08
1:M:818:TYR:CZ	2:N:127:ARG:NH2	2.05	1.08
1:P:409:GLY:N	1:P:636:LYS:HG3	1.69	1.08
1:P:721:LYS:HA	1:P:736:GLN:CD	1.74	1.08
1:P:818:TYR:CE1	2:Q:127:ARG:CZ	2.36	1.08
1:A:72:VAL:HG13	1:A:76:GLN:HB3	1.36	1.08
2:E:111:SER:CB	2:E:148:VAL:O	0.78	1.08
1:G:736:GLN:N	1:G:743:ALA:CB	2.04	1.08
2:H:111:SER:OG	2:H:148:VAL:O	1.71	1.08
1:J:638:GLY:CA	4:W:341:ILE:O	2.01	1.08
1:J:817:GLN:HB3	2:K:127:ARG:HD3	1.32	1.08
1:M:643:GLY:O	1:M:644:SER:OG	1.70	1.08
1:M:806:MET:N	1:M:807:VAL:N	2.02	1.08
1:P:548:THR:HG21	4:3:49:GLN:CA	1.82	1.08
1:P:797:PHE:CZ	3:R:146:ILE:HD12	1.78	1.08
1:A:149:GLN:CB	1:A:718:ALA:HB3	1.83	1.07
1:D:72:VAL:HG13	1:D:76:GLN:HB3	1.36	1.07
1:D:834:LEU:HD21	2:E:54:MET:HE2	1.08	1.07
2:H:111:SER:HB3	2:H:148:VAL:O	1.49	1.07
1:J:736:GLN:HA	1:J:743:ALA:HB3	1.35	1.07
2:K:111:SER:CB	2:K:148:VAL:O	0.78	1.07
1:M:834:LEU:CD1	2:N:51:PHE:HE1	1.66	1.07
1:P:817:GLN:HG2	2:Q:127:ARG:HB2	1.36	1.07
2:Q:111:SER:OG	2:Q:148:VAL:O	1.71	1.07

Continued on next page...

Continued from previous page...

Atom-1	Atom-2	Interatomic distance (Å)	Clash overlap (Å)
4:2:287:ILE:HB	4:4:203:THR:HG22	1.33	1.07
1:A:409:GLY:N	1:A:636:LYS:HG3	1.69	1.07
1:A:502:GLU:OE2	1:A:761:GLY:N	1.74	1.07
1:A:553:MLY:HB3	4:V:46:GLY:CA	1.51	1.07
1:A:798:LEU:CD1	3:C:126:LEU:HD21	1.83	1.07
2:B:111:SER:CB	2:B:148:VAL:O	0.78	1.07
1:D:831:TRP:CD1	2:E:51:PHE:HZ	1.72	1.07
1:G:739:ASP:HB3	1:G:742:LYS:HB3	1.21	1.07
1:G:795:ARG:HH21	3:I:116:GLU:CG	1.64	1.07
2:H:111:SER:CB	2:H:148:VAL:O	0.78	1.07
1:J:409:GLY:N	1:J:636:LYS:HG3	1.69	1.07
1:J:791:GLN:CD	3:L:116:GLU:HG3	1.74	1.07
1:J:831:TRP:HE1	2:K:67:MET:HB3	1.15	1.07
1:M:805:ALA:HA	1:M:808:GLU:HB2	1.27	1.07
2:N:111:SER:CB	2:N:148:VAL:O	0.78	1.07
4:3:290:ARG:CZ	4:5:202:THR:CG2	2.20	1.07
1:A:93:MET:HE1	1:A:715:VAL:CG1	1.83	1.07
1:A:529:PRO:HB3	4:8:353:GLN:OE1	1.53	1.07
1:D:530:MET:HE2	4:9:354:GLN:HG2	1.33	1.07
1:D:538:GLU:HA	4:9:349:LEU:CD1	1.55	1.07
1:D:541:MET:SD	4:9:345:ILE:O	2.12	1.07
1:D:638:GLY:CA	4:9:341:ILE:O	2.01	1.07
1:D:643:GLY:O	1:D:644:SER:OG	1.70	1.07
1:G:736:GLN:HA	1:G:743:ALA:HB3	1.35	1.07
1:J:721:LYS:HA	1:J:736:GLN:CD	1.73	1.07
1:J:838:ILE:CD1	2:K:54:MET:HE1	1.81	1.07
2:K:121:LEU:C	2:K:128:PHE:HB3	1.72	1.07
1:M:409:GLY:N	1:M:636:LYS:HG3	1.69	1.07
1:M:641:LYS:HE3	1:M:647:GLN:OE1	1.50	1.07
1:M:734:GLU:O	1:M:738:MET:HG2	1.51	1.07
1:M:834:LEU:HD13	2:N:51:PHE:HE1	0.96	1.07
1:P:541:MET:SD	4:1:345:ILE:O	2.13	1.07
1:P:643:GLY:O	1:P:644:SER:OG	1.70	1.07
2:Q:111:SER:CB	2:Q:148:VAL:O	0.78	1.07
1:A:643:GLY:O	1:A:644:SER:OG	1.70	1.07
1:D:538:GLU:C	4:9:349:LEU:HD11	1.54	1.07
1:D:732:ILE:HG21	1:D:782:MLY:HH21	1.32	1.07
1:D:736:GLN:HA	1:D:743:ALA:HB3	1.35	1.07
1:D:800:ARG:HH22	3:F:40:ASN:ND2	1.46	1.07
1:G:28:GLN:HB3	1:G:723:ARG:HH12	0.97	1.07
1:G:641:LYS:HB2	1:G:647:GLN:NE2	1.68	1.07

Continued on next page...

Continued from previous page...

Atom-1	Atom-2	Interatomic distance (Å)	Clash overlap (Å)
1:G:643:GLY:O	1:G:644:SER:OG	1.70	1.07
1:G:792:ALA:HB3	3:I:42:THR:HG22	1.15	1.07
1:J:538:GLU:HA	4:W:349:LEU:CD1	1.55	1.07
1:J:567:LYS:NZ	4:Y:92:ASN:HD22	1.50	1.07
1:J:643:GLY:O	1:J:644:SER:OG	1.70	1.07
1:J:736:GLN:N	1:J:743:ALA:CB	2.05	1.07
1:P:638:GLY:CA	4:1:341:ILE:O	2.01	1.07
1:P:795:ARG:HB3	3:R:35:ARG:NH2	1.70	1.07
1:P:805:ALA:O	1:P:809:ARG:N	1.86	1.07
4:X:324:THR:HG22	4:Z:247:VAL:HG23	1.31	1.07
1:D:529:PRO:HB3	4:9:353:GLN:OE1	1.53	1.07
1:D:721:LYS:HA	1:D:736:GLN:CD	1.73	1.07
1:G:409:GLY:N	1:G:636:LYS:HG3	1.69	1.07
1:G:506:GLU:CD	1:G:760:PHE:O	1.94	1.07
1:G:529:PRO:HB3	4:V:353:GLN:OE1	1.53	1.07
1:J:829:TRP:CZ2	2:K:87:LYS:HE2	1.88	1.07
1:M:541:MET:SD	4:Z:345:ILE:O	2.13	1.07
1:P:508:ILE:HG23	1:P:759:ALA:CB	1.84	1.07
1:P:798:LEU:CG	3:R:126:LEU:HD11	1.84	1.07
2:Q:144:VAL:HG11	2:Q:153:ILE:HG12	1.37	1.07
4:3:322:PRO:HB2	4:5:244:ASP:CB	1.85	1.07
4:W:3:ASP:HA	4:W:6:THR:HB	1.36	1.07
4:X:287:ILE:C	4:Z:205:GLU:CD	2.11	1.07
1:A:95:THR:OG1	1:A:769:ALA:CA	2.03	1.06
2:B:111:SER:OG	2:B:148:VAL:O	1.71	1.06
1:G:553:MLY:HE2	4:X:45:VAL:HB	1.09	1.06
1:G:708:ARG:HA	1:G:712:PRO:HG3	1.33	1.06
1:J:813:ILE:HG23	2:K:128:PHE:CE1	1.90	1.06
1:J:817:GLN:HG2	2:K:127:ARG:HB2	1.08	1.06
1:P:502:GLU:HG3	1:P:766:PHE:CZ	1.88	1.06
4:3:3:ASP:HA	4:3:6:THR:HB	1.36	1.06
4:W:324:THR:HG21	4:Y:246:GLN:C	1.61	1.06
1:A:818:TYR:CB	2:B:90:GLY:HA3	1.86	1.06
2:K:111:SER:HB3	2:K:148:VAL:O	1.49	1.06
2:K:121:LEU:C	2:K:128:PHE:HB2	1.67	1.06
2:K:144:VAL:HG11	2:K:153:ILE:HG12	1.38	1.06
1:M:641:LYS:HB2	1:M:647:GLN:NE2	1.68	1.06
1:M:793:ARG:NH1	3:O:40:ASN:HD22	1.47	1.06
1:M:798:LEU:CD2	3:O:126:LEU:CD1	2.33	1.06
2:N:111:SER:OG	2:N:148:VAL:O	1.71	1.06
1:P:508:ILE:HG23	1:P:759:ALA:HB1	1.07	1.06

Continued on next page...

Continued from previous page...

Atom-1	Atom-2	Interatomic distance (Å)	Clash overlap (Å)
1:A:498:LEU:HD21	1:A:764:MLY:HH22	1.35	1.06
1:A:502:GLU:CG	1:A:761:GLY:HA3	1.86	1.06
1:A:542:PHE:CG	4:8:143:TYR:HE1	1.73	1.06
2:B:111:SER:CB	2:B:148:VAL:C	1.93	1.06
2:B:144:VAL:HG11	2:B:153:ILE:HG12	1.38	1.06
1:D:409:GLY:N	1:D:636:LYS:HG3	1.70	1.06
1:D:542:PHE:CG	4:9:143:TYR:HE1	1.73	1.06
1:D:713:SER:N	1:D:771:LEU:HD22	1.63	1.06
1:J:796:GLY:HA2	3:L:35:ARG:CD	1.85	1.06
1:M:796:GLY:HA2	3:O:35:ARG:HD3	1.37	1.06
2:Q:111:SER:HB3	2:Q:148:VAL:O	1.50	1.06
4:3:288:ASP:H	4:5:203:THR:HG22	1.17	1.06
4:W:325:MET:CE	4:Y:244:ASP:OD2	2.04	1.06
1:A:502:GLU:HA	1:A:761:GLY:HA3	1.28	1.06
1:A:576:GLU:HG2	1:A:577:ALA:N	1.66	1.06
1:A:736:GLN:HA	1:A:743:ALA:HB3	1.35	1.06
1:D:635:GLY:HA3	4:9:341:ILE:HD13	1.37	1.06
1:D:831:TRP:CH2	2:E:34:ILE:HG23	1.89	1.06
1:G:641:LYS:HG3	1:G:647:GLN:HG3	1.21	1.06
2:H:114:LYS:HA	2:H:146:GLY:O	0.89	1.06
1:J:635:GLY:HA3	4:W:341:ILE:HD13	1.37	1.06
1:J:641:LYS:HB2	1:J:647:GLN:NE2	1.68	1.06
1:P:736:GLN:HA	1:P:743:ALA:HB3	1.35	1.06
1:P:795:ARG:CD	3:R:35:ARG:HH12	1.68	1.06
4:1:112:PRO:HG3	4:2:195:GLU:C	1.34	1.06
1:A:541:MET:SD	4:8:345:ILE:O	2.12	1.06
1:D:797:PHE:HE1	3:F:146:ILE:HA	0.97	1.06
1:G:530:MET:HE2	4:V:354:GLN:CG	1.85	1.06
1:J:529:PRO:HB3	4:W:353:GLN:OE1	1.53	1.06
1:J:838:ILE:HD11	2:K:54:MET:HE3	1.12	1.06
2:K:111:SER:OG	2:K:148:VAL:O	1.71	1.06
1:M:72:VAL:HG13	1:M:76:GLN:HB3	1.36	1.06
2:N:111:SER:CB	2:N:148:VAL:C	1.93	1.06
2:N:144:VAL:HG13	2:N:153:ILE:HD11	1.21	1.06
1:P:542:PHE:CG	4:1:143:TYR:HE1	1.73	1.06
1:P:635:GLY:HA3	4:1:341:ILE:HD13	1.36	1.06
2:Q:121:LEU:C	2:Q:128:PHE:HB3	1.72	1.06
4:1:167:GLU:OE1	4:3:42:GLY:CA	2.03	1.06
4:2:43:VAL:O	4:Z:167:GLU:OE1	1.73	1.06
4:8:3:ASP:HA	4:8:6:THR:HB	1.36	1.06
4:9:3:ASP:HA	4:9:6:THR:HB	1.36	1.06

Continued on next page...

Continued from previous page...

Atom-1	Atom-2	Interatomic distance (Å)	Clash overlap (Å)
2:B:140:PHE:O	2:B:141:PRO:O	1.75	1.05
1:D:641:LYS:HB2	1:D:647:GLN:NE2	1.68	1.05
1:D:727:LEU:HG	1:D:782:MLY:HE2	1.37	1.05
2:H:121:LEU:HG	2:H:128:PHE:CA	1.60	1.05
1:J:28:GLN:OE1	1:J:723:ARG:HG2	1.54	1.05
1:J:541:MET:SD	4:W:345:ILE:O	2.13	1.05
2:N:111:SER:HB3	2:N:148:VAL:O	1.50	1.05
2:N:114:LYS:HA	2:N:146:GLY:O	0.89	1.05
2:N:121:LEU:C	2:N:128:PHE:HB3	1.72	1.05
4:1:3:ASP:HA	4:1:6:THR:HB	1.36	1.05
4:3:322:PRO:HB3	4:5:244:ASP:CG	1.75	1.05
1:A:530:MET:HE2	4:8:354:GLN:CG	1.84	1.05
1:A:530:MET:CA	4:8:354:GLN:HG3	1.86	1.05
1:A:538:GLU:OE2	4:8:355:MET:HE1	1.52	1.05
1:G:541:MET:SD	4:V:345:ILE:O	2.13	1.05
1:G:557:GLU:HB3	4:X:46:GLY:C	1.76	1.05
1:J:72:VAL:HG13	1:J:76:GLN:HB3	1.36	1.05
1:J:530:MET:CA	4:W:354:GLN:HG3	1.87	1.05
1:M:838:ILE:HD11	2:N:54:MET:HE1	1.11	1.05
1:P:538:GLU:C	4:1:349:LEU:HD11	1.54	1.05
1:P:641:LYS:HD2	1:P:647:GLN:CD	1.69	1.05
1:P:817:GLN:CD	2:Q:127:ARG:HD2	1.76	1.05
1:P:829:TRP:CZ2	2:Q:87:LYS:HE2	1.90	1.05
4:X:325:MET:SD	4:Z:244:ASP:OD2	2.15	1.05
1:D:506:GLU:HG3	1:D:764:MLY:HE3	1.35	1.05
1:D:538:GLU:OE2	4:9:355:MET:HE1	1.56	1.05
1:G:93:MET:CG	1:G:714:ARG:O	0.76	1.05
1:G:819:ASN:HA	2:H:90:GLY:O	0.87	1.05
2:H:140:PHE:O	2:H:141:PRO:O	1.75	1.05
2:H:144:VAL:HG11	2:H:153:ILE:HG12	1.38	1.05
1:M:795:ARG:HB3	3:O:35:ARG:CZ	1.84	1.05
1:P:530:MET:CA	4:1:354:GLN:HG3	1.87	1.05
1:P:798:LEU:CD2	3:R:126:LEU:HD11	1.86	1.05
2:Q:114:LYS:HA	2:Q:146:GLY:O	0.89	1.05
1:A:795:ARG:HH21	3:C:116:GLU:CB	1.67	1.05
1:A:800:ARG:NH2	3:C:40:ASN:OD1	1.88	1.05
1:D:769:ALA:O	1:D:774:LEU:CD1	2.04	1.05
1:M:548:THR:CA	4:2:46:GLY:O	2.01	1.05
4:2:202:THR:CB	4:Z:287:ILE:CG2	2.22	1.05
4:5:3:ASP:HA	4:5:6:THR:HB	1.36	1.05
1:A:791:GLN:NE2	3:C:116:GLU:N	1.98	1.05

Continued on next page...

Continued from previous page...

Atom-1	Atom-2	Interatomic distance (Å)	Clash overlap (Å)
2:B:114:LYS:HA	2:B:146:GLY:O	0.89	1.05
1:D:641:LYS:HE3	4:9:348:SER:O	1.55	1.05
1:D:727:LEU:HD12	1:D:782:MLY:NZ	1.61	1.05
2:E:114:LYS:HA	2:E:146:GLY:O	0.89	1.05
1:G:552:ASN:O	4:X:47:MET:CE	2.05	1.05
1:M:508:ILE:HD11	1:M:766:PHE:CD1	1.92	1.05
1:M:544:LYS:O	4:2:45:VAL:CB	2.03	1.05
1:M:641:LYS:HE3	1:M:647:GLN:CD	1.77	1.05
1:P:538:GLU:OE2	4:1:355:MET:HE1	1.55	1.05
1:P:641:LYS:CG	4:1:348:SER:HB2	1.86	1.05
2:Q:111:SER:CB	2:Q:148:VAL:C	1.93	1.05
1:A:638:GLY:HA2	4:8:341:ILE:O	1.57	1.04
1:A:798:LEU:HD11	3:C:126:LEU:CD1	1.85	1.04
1:G:542:PHE:CG	4:V:143:TYR:HE1	1.74	1.04
1:J:84:MLY:HH21	1:J:720:PHE:HA	1.08	1.04
1:J:792:ALA:HA	3:L:42:THR:HA	1.36	1.04
1:M:635:GLY:HA3	4:Z:341:ILE:HD13	1.37	1.04
1:P:709:LYS:C	1:P:710:GLY:N	2.11	1.04
4:Y:3:ASP:HA	4:Y:6:THR:HB	1.36	1.04
1:D:641:LYS:HE3	1:D:647:GLN:CD	1.77	1.04
1:D:727:LEU:HD11	1:D:782:MLY:HD3	1.38	1.04
1:G:93:MET:CG	1:G:714:ARG:C	1.80	1.04
1:G:201:ALA:O	1:G:202:SER:CB	1.92	1.04
1:G:530:MET:CA	4:V:354:GLN:HG3	1.87	1.04
1:G:641:LYS:HE3	1:G:647:GLN:CD	1.77	1.04
1:G:795:ARG:CA	3:I:118:MET:CE	2.34	1.04
1:J:542:PHE:CG	4:W:143:TYR:HE1	1.73	1.04
2:K:114:LYS:HA	2:K:146:GLY:O	0.89	1.04
1:M:552:ASN:ND2	4:2:48:GLY:N	1.98	1.04
1:M:798:LEU:CG	3:O:126:LEU:HD11	1.86	1.04
1:M:818:TYR:CE1	2:N:127:ARG:CZ	2.41	1.04
2:N:140:PHE:O	2:N:141:PRO:O	1.75	1.04
1:P:782:MLY:HH22	3:R:83:THR:HB	1.08	1.04
1:A:709:LYS:O	1:A:710:GLY:CA	2.04	1.04
2:B:121:LEU:C	2:B:128:PHE:HB3	1.72	1.04
1:D:530:MET:CA	4:9:354:GLN:HG3	1.87	1.04
1:D:599:ASN:HA	1:D:649:VAL:HB	1.05	1.04
1:G:28:GLN:HB3	1:G:723:ARG:CZ	1.87	1.04
1:J:641:LYS:HD2	1:J:647:GLN:CD	1.70	1.04
3:L:49:ILE:CA	3:L:52:ASN:HD22	1.71	1.04
1:M:530:MET:CA	4:Z:354:GLN:HG3	1.86	1.04

Continued on next page...

Continued from previous page...

Atom-1	Atom-2	Interatomic distance (Å)	Clash overlap (Å)
1:M:542:PHE:CG	4:Z:143:TYR:HE1	1.73	1.04
1:M:709:LYS:N	1:M:710:GLY:N	2.04	1.04
1:M:806:MET:CA	1:M:807:VAL:N	2.21	1.04
1:P:638:GLY:HA2	4:1:341:ILE:O	1.57	1.04
4:2:203:THR:HG21	4:Z:288:ASP:CG	1.78	1.04
1:A:202:SER:CA	1:A:207:LYS:CE	2.36	1.04
1:A:795:ARG:HH21	3:C:116:GLU:HB3	1.19	1.04
3:C:49:ILE:HA	3:C:52:ASN:HD22	1.23	1.04
1:D:726:VAL:HG12	1:D:785:GLU:CG	1.86	1.04
1:G:769:ALA:CB	1:G:770:GLY:CA	2.36	1.04
1:G:838:ILE:CD1	2:H:54:MET:CE	2.29	1.04
1:M:831:TRP:HH2	2:N:47:LEU:HD21	1.18	1.04
3:O:49:ILE:CA	3:O:52:ASN:HD22	1.71	1.04
1:P:529:PRO:C	4:1:354:GLN:HB3	1.77	1.04
1:P:795:ARG:HB2	3:R:35:ARG:NH1	1.70	1.04
1:P:797:PHE:CE2	3:R:146:ILE:CD1	2.30	1.04
1:P:805:ALA:HA	1:P:808:GLU:HB2	1.38	1.04
4:7:3:ASP:HA	4:7:6:THR:HB	1.36	1.04
4:9:290:ARG:CZ	4:W:202:THR:CG2	2.36	1.04
1:A:635:GLY:HA3	4:8:341:ILE:HD13	1.37	1.04
1:A:795:ARG:CB	3:C:35:ARG:CZ	2.30	1.04
1:A:819:ASN:ND2	2:B:90:GLY:C	2.11	1.04
1:A:819:ASN:OD1	2:B:91:ALA:HA	1.54	1.04
1:D:576:GLU:HG2	1:D:577:ALA:N	1.66	1.04
1:D:727:LEU:CD1	1:D:782:MLY:CE	2.32	1.04
2:E:140:PHE:O	2:E:141:PRO:O	1.75	1.04
1:G:553:MLY:HH13	4:X:45:VAL:HG11	1.37	1.04
1:G:769:ALA:CB	1:G:770:GLY:N	2.21	1.04
1:G:829:TRP:CZ3	2:H:84:PHE:CE1	2.45	1.04
2:K:149:ASP:OD2	2:K:150:TYR:N	1.91	1.04
1:P:641:LYS:HE3	1:P:647:GLN:CD	1.77	1.04
1:A:149:GLN:HE21	1:A:718:ALA:CB	1.61	1.03
1:A:641:LYS:HE3	1:A:647:GLN:CD	1.77	1.03
1:A:795:ARG:NH2	3:C:116:GLU:CG	2.19	1.03
1:D:638:GLY:HA2	4:9:341:ILE:O	1.57	1.03
1:D:736:GLN:N	1:D:743:ALA:CB	2.05	1.03
1:D:813:ILE:HD13	2:E:128:PHE:HE1	0.92	1.03
1:G:508:ILE:CD1	1:G:759:ALA:HB2	1.88	1.03
1:J:639:GLY:N	4:W:345:ILE:N	1.94	1.03
1:J:754:ASP:CA	1:J:780:ASP:OD2	2.06	1.03
1:J:820:VAL:CG1	2:K:136:MET:HE3	1.88	1.03

Continued on next page...

Continued from previous page...

Atom-1	Atom-2	Interatomic distance (Å)	Clash overlap (Å)
2:K:121:LEU:HG	2:K:128:PHE:CA	1.60	1.03
1:M:529:PRO:C	4:Z:354:GLN:HB3	1.77	1.03
1:M:549:SER:CB	4:2:46:GLY:N	2.16	1.03
1:P:639:GLY:N	4:1:345:ILE:N	1.94	1.03
4:3:324:THR:CG2	4:5:244:ASP:O	1.97	1.03
4:7:290:ARG:CZ	4:9:202:THR:CG2	2.36	1.03
4:X:324:THR:HG22	4:Z:247:VAL:HG22	1.37	1.03
1:A:505:MLY:HB2	1:A:761:GLY:HA2	1.40	1.03
1:A:599:ASN:HA	1:A:649:VAL:HB	1.06	1.03
1:D:56:GLU:HB2	1:D:59:MLY:HB3	1.40	1.03
1:D:641:LYS:HD2	1:D:647:GLN:CD	1.70	1.03
1:G:56:GLU:HB2	1:G:59:MLY:HB3	1.40	1.03
1:G:202:SER:CA	1:G:207:LYS:CE	2.36	1.03
1:G:635:GLY:HA3	4:V:341:ILE:HD13	1.37	1.03
1:J:206:LYS:HD2	1:J:217:THR:HG23	1.40	1.03
1:J:641:LYS:HE3	1:J:647:GLN:CD	1.77	1.03
1:J:710:GLY:HA2	1:J:772:LEU:HD22	1.04	1.03
2:K:140:PHE:O	2:K:141:PRO:O	1.75	1.03
1:M:798:LEU:CD1	3:O:126:LEU:CD1	2.33	1.03
2:N:149:ASP:OD2	2:N:150:TYR:N	1.91	1.03
1:P:72:VAL:HG13	1:P:76:GLN:HB3	1.36	1.03
1:P:783:LEU:HG	1:P:786:ILE:CD1	1.88	1.03
3:R:49:ILE:HA	3:R:52:ASN:HD22	1.23	1.03
1:D:727:LEU:N	1:D:782:MLY:HE2	1.74	1.03
1:J:529:PRO:C	4:W:354:GLN:HB3	1.77	1.03
1:J:599:ASN:HA	1:J:649:VAL:HB	1.05	1.03
1:M:736:GLN:N	1:M:743:ALA:CB	2.05	1.03
2:Q:140:PHE:O	2:Q:141:PRO:O	1.75	1.03
1:A:557:GLU:N	4:V:48:GLY:CA	2.12	1.03
1:A:641:LYS:HE3	4:8:348:SER:O	1.56	1.03
1:D:795:ARG:CZ	3:F:116:GLU:OE2	2.06	1.03
1:G:792:ALA:HB2	3:I:42:THR:CA	1.89	1.03
1:J:792:ALA:HB2	3:L:42:THR:CB	1.87	1.03
1:M:202:SER:CA	1:M:207:LYS:CE	2.36	1.03
1:M:638:GLY:HA2	4:Z:341:ILE:O	1.57	1.03
1:M:783:LEU:HG	1:M:786:ILE:HD12	1.32	1.03
1:P:202:SER:CA	1:P:207:LYS:CE	2.36	1.03
1:P:206:LYS:HD2	1:P:217:THR:HG23	1.41	1.03
1:P:576:GLU:HG2	1:P:577:ALA:N	1.66	1.03
1:P:639:GLY:HA3	4:1:344:SER:C	1.78	1.03
2:Q:149:ASP:OD2	2:Q:150:TYR:N	1.91	1.03

Continued on next page...

Continued from previous page...

Atom-1	Atom-2	Interatomic distance (Å)	Clash overlap (Å)
4:V:3:ASP:HA	4:V:6:THR:HB	1.36	1.03
1:D:642:LYS:HG3	4:9:23:GLY:H	0.86	1.03
1:J:813:ILE:CG2	2:K:128:PHE:CE1	2.42	1.03
1:M:786:ILE:CB	1:M:787:ILE:N	2.19	1.03
1:M:829:TRP:CZ2	2:N:87:LYS:HE2	1.93	1.03
1:P:641:LYS:HG3	1:P:647:GLN:HG3	1.20	1.03
1:P:641:LYS:HE3	4:1:348:SER:O	1.55	1.03
1:P:641:LYS:HB2	1:P:647:GLN:NE2	1.68	1.03
1:P:642:LYS:HG3	4:1:23:GLY:H	0.86	1.03
1:A:639:GLY:HA3	4:8:344:SER:C	1.78	1.02
3:C:49:ILE:CA	3:C:52:ASN:HD22	1.70	1.02
1:D:202:SER:CA	1:D:207:LYS:CE	2.36	1.02
1:D:506:GLU:CG	1:D:764:MLY:HE3	1.89	1.02
1:G:557:GLU:CB	4:X:46:GLY:C	2.26	1.02
1:G:795:ARG:CG	3:I:118:MET:HE1	1.87	1.02
1:J:506:GLU:OE2	1:J:761:GLY:CA	2.06	1.02
1:J:541:MET:HB3	4:W:143:TYR:OH	1.59	1.02
1:J:817:GLN:CB	2:K:127:ARG:CD	2.31	1.02
1:J:818:TYR:OH	2:K:127:ARG:NH2	1.92	1.02
1:P:599:ASN:HA	1:P:649:VAL:HB	1.05	1.02
1:P:713:SER:HB2	1:P:772:LEU:HD21	1.03	1.02
3:R:24:LYS:HG2	3:R:63:ILE:O	1.59	1.02
1:A:641:LYS:HB2	1:A:647:GLN:NE2	1.68	1.02
1:A:797:PHE:HE2	3:C:126:LEU:HD22	1.22	1.02
1:D:206:LYS:HD2	1:D:217:THR:HG23	1.41	1.02
1:D:529:PRO:C	4:9:354:GLN:HB3	1.78	1.02
1:D:639:GLY:HA3	4:9:344:SER:C	1.78	1.02
1:D:639:GLY:N	4:9:345:ILE:N	1.94	1.02
3:F:49:ILE:CA	3:F:52:ASN:HD22	1.71	1.02
1:G:72:VAL:HG13	1:G:76:GLN:HB3	1.36	1.02
1:G:754:ASP:HB2	1:G:776:GLU:CD	1.65	1.02
2:H:149:ASP:OD2	2:H:150:TYR:N	1.91	1.02
1:J:639:GLY:HA3	4:W:344:SER:C	1.78	1.02
1:J:641:LYS:HE3	4:W:348:SER:O	1.55	1.02
1:J:793:ARG:NH1	3:L:40:ASN:HD22	1.56	1.02
1:J:831:TRP:HH2	2:K:47:LEU:HD21	0.91	1.02
1:M:639:GLY:HA3	4:Z:344:SER:C	1.78	1.02
3:R:49:ILE:CA	3:R:52:ASN:HD22	1.71	1.02
4:2:3:ASP:HA	4:2:6:THR:HB	1.36	1.02
4:8:290:ARG:CZ	4:V:202:THR:CG2	2.36	1.02
1:A:709:LYS:O	1:A:710:GLY:HA3	1.58	1.02

Continued on next page...

Continued from previous page...

Atom-1	Atom-2	Interatomic distance (Å)	Clash overlap (Å)
3:C:24:LYS:HG2	3:C:63:ILE:O	1.59	1.02
1:D:576:GLU:HG2	1:D:577:ALA:H	0.85	1.02
1:D:599:ASN:CA	1:D:649:VAL:HB	1.89	1.02
1:D:791:GLN:OE1	3:F:116:GLU:CG	2.07	1.02
1:G:503:TYR:CZ	1:G:711:PHE:HD2	1.74	1.02
1:G:541:MET:HB3	4:V:143:TYR:OH	1.60	1.02
1:G:599:ASN:HA	1:G:649:VAL:HB	1.05	1.02
1:G:639:GLY:HA3	4:V:344:SER:C	1.78	1.02
1:J:576:GLU:HG2	1:J:577:ALA:N	1.66	1.02
1:J:638:GLY:HA2	4:W:341:ILE:O	1.57	1.02
2:K:150:TYR:O	2:K:151:LYS:CB	2.07	1.02
1:M:797:PHE:CE1	3:O:149:VAL:CG1	2.43	1.02
3:O:24:LYS:CG	3:O:63:ILE:O	2.08	1.02
1:P:783:LEU:HA	1:P:786:ILE:CG1	1.90	1.02
3:R:24:LYS:CG	3:R:63:ILE:O	2.08	1.02
4:X:3:ASP:HA	4:X:6:THR:HB	1.36	1.02
1:G:93:MET:HG2	1:G:715:VAL:N	1.73	1.02
2:H:144:VAL:HG13	2:H:153:ILE:HG12	1.14	1.02
3:I:24:LYS:HG2	3:I:63:ILE:O	1.60	1.02
1:J:599:ASN:CA	1:J:649:VAL:HB	1.89	1.02
3:L:24:LYS:CG	3:L:63:ILE:O	2.08	1.02
1:M:553:MLY:HG2	4:2:43:VAL:HG11	1.40	1.02
1:M:736:GLN:HA	1:M:743:ALA:HB3	1.35	1.02
1:P:506:GLU:O	1:P:762:HIS:N	1.92	1.02
4:1:205:GLU:HG3	4:Y:287:ILE:CG1	1.89	1.02
4:4:3:ASP:HA	4:4:6:THR:HB	1.36	1.02
4:Z:3:ASP:HA	4:Z:6:THR:HB	1.36	1.02
1:A:529:PRO:C	4:8:354:GLN:HB3	1.78	1.02
1:A:798:LEU:CD1	3:C:126:LEU:HD11	1.88	1.02
2:B:149:ASP:OD2	2:B:150:TYR:N	1.91	1.02
1:D:818:TYR:CB	2:E:90:GLY:CA	2.13	1.02
1:G:638:GLY:HA2	4:V:341:ILE:O	1.58	1.02
1:G:813:ILE:CG2	2:H:128:PHE:CE1	2.43	1.02
1:J:84:MLY:CH1	1:J:720:PHE:CE1	2.42	1.02
1:M:541:MET:HB3	4:Z:143:TYR:OH	1.59	1.02
1:P:599:ASN:CA	1:P:649:VAL:HB	1.89	1.02
1:P:797:PHE:CZ	3:R:146:ILE:HA	1.93	1.02
4:2:322:PRO:HB3	4:4:244:ASP:CB	1.90	1.02
4:6:3:ASP:HA	4:6:6:THR:HB	1.36	1.02
4:X:291:LYS:HE3	4:Z:243:PRO:HB3	1.40	1.02
1:A:813:ILE:HG22	2:B:127:ARG:HD2	1.03	1.01

Continued on next page...

Continued from previous page...

Atom-1	Atom-2	Interatomic distance (Å)	Clash overlap (Å)
1:D:506:GLU:CG	1:D:764:MLY:CE	2.37	1.01
1:D:553:MLY:HB3	4:W:46:GLY:CA	1.51	1.01
1:D:553:MLY:HG2	4:W:44:MET:O	1.59	1.01
1:G:93:MET:HA	1:G:714:ARG:H	1.23	1.01
1:G:795:ARG:CB	3:I:118:MET:HE1	1.90	1.01
3:I:49:ILE:CA	3:I:52:ASN:HD22	1.70	1.01
1:J:576:GLU:HG2	1:J:577:ALA:H	0.85	1.01
1:J:817:GLN:OE1	2:K:127:ARG:HD2	1.58	1.01
2:K:111:SER:CB	2:K:148:VAL:C	1.93	1.01
3:L:24:LYS:HG2	3:L:63:ILE:O	1.59	1.01
3:L:49:ILE:HA	3:L:52:ASN:HD22	1.23	1.01
1:M:206:LYS:HD2	1:M:217:THR:HG23	1.41	1.01
1:P:729:ALA:HB1	3:R:84:PHE:CE1	1.95	1.01
1:P:836:PHE:CE2	2:Q:160:GLY:N	2.27	1.01
4:9:287:ILE:HB	4:W:204:ALA:H	1.25	1.01
1:A:97:LEU:CD2	1:A:712:PRO:CB	2.38	1.01
1:A:502:GLU:HG3	1:A:761:GLY:N	1.75	1.01
1:A:541:MET:HB3	4:8:143:TYR:OH	1.60	1.01
1:A:736:GLN:N	1:A:743:ALA:CB	2.05	1.01
1:G:98:HIS:HB3	1:G:100:PRO:HD2	1.42	1.01
1:G:754:ASP:CB	1:G:776:GLU:HA	1.90	1.01
1:J:797:PHE:CE2	3:L:126:LEU:HD22	1.95	1.01
1:M:56:GLU:HB2	1:M:59:MLY:HB3	1.40	1.01
1:M:599:ASN:HA	1:M:649:VAL:HB	1.05	1.01
1:M:641:LYS:CG	4:Z:348:SER:HB2	1.87	1.01
1:P:534:SER:C	4:1:351:THR:HA	1.81	1.01
1:P:541:MET:HB3	4:1:143:TYR:OH	1.60	1.01
4:4:288:ASP:N	4:6:203:THR:HG22	1.75	1.01
1:A:836:PHE:HE1	2:B:159:HIS:CB	1.73	1.01
2:E:149:ASP:OD2	2:E:150:TYR:N	1.91	1.01
1:G:826:VAL:HG21	2:H:88:LEU:HD21	1.43	1.01
1:J:202:SER:CA	1:J:207:LYS:CE	2.36	1.01
1:M:642:LYS:HG3	4:Z:23:GLY:H	0.86	1.01
1:M:798:LEU:HD21	3:O:126:LEU:HD11	1.35	1.01
2:N:121:LEU:HG	2:N:128:PHE:CA	1.60	1.01
1:P:56:GLU:HB2	1:P:59:MLY:HB3	1.40	1.01
1:P:642:LYS:HD3	4:1:340:TRP:CH2	1.95	1.01
1:P:791:GLN:HE22	3:R:115:GLY:HA3	1.26	1.01
1:P:838:ILE:CD1	2:Q:54:MET:HE1	1.85	1.01
2:Q:121:LEU:HG	2:Q:128:PHE:CA	1.60	1.01
1:A:534:SER:O	4:8:351:THR:HA	1.60	1.01

Continued on next page...

Continued from previous page...

Atom-1	Atom-2	Interatomic distance (Å)	Clash overlap (Å)
1:A:641:LYS:HE3	1:A:647:GLN:HB2	1.43	1.01
1:A:642:LYS:HG3	4:8:23:GLY:H	0.86	1.01
1:D:727:LEU:CG	1:D:782:MLY:CE	2.35	1.01
3:F:24:LYS:HG2	3:F:63:ILE:O	1.59	1.01
3:F:48:LYS:O	3:F:52:ASN:ND2	1.93	1.01
1:G:757:GLN:CG	1:G:776:GLU:CG	2.00	1.01
1:G:821:ARG:HH22	2:H:127:ARG:HG2	0.94	1.01
1:J:642:LYS:HD3	4:W:340:TRP:CH2	1.95	1.01
1:J:756:THR:HG22	1:J:776:GLU:HB3	1.43	1.01
1:J:797:PHE:CE1	3:L:146:ILE:CD1	2.42	1.01
1:M:98:HIS:HB3	1:M:100:PRO:HD2	1.43	1.01
2:N:144:VAL:HG11	2:N:153:ILE:HG12	1.38	1.01
1:P:641:LYS:HE3	1:P:647:GLN:HB2	1.42	1.01
1:P:646:PHE:HE2	1:P:652:LEU:HD21	1.24	1.01
4:W:325:MET:HE2	4:Y:244:ASP:OD2	1.58	1.01
1:A:795:ARG:HH21	3:C:116:GLU:CG	1.73	1.01
1:A:798:LEU:HD11	3:C:126:LEU:HD11	1.40	1.01
1:A:836:PHE:CE1	2:B:159:HIS:CB	2.42	1.01
1:D:641:LYS:HE3	1:D:647:GLN:HB2	1.42	1.01
2:E:144:VAL:HG11	2:E:153:ILE:HG12	1.38	1.01
1:G:599:ASN:CA	1:G:649:VAL:HB	1.89	1.01
1:J:98:HIS:HB3	1:J:100:PRO:HD2	1.42	1.01
1:J:642:LYS:HG3	4:W:23:GLY:H	0.86	1.01
1:M:599:ASN:CA	1:M:649:VAL:HB	1.89	1.01
1:M:797:PHE:CE1	3:O:149:VAL:HG12	1.95	1.01
1:M:817:GLN:CD	2:N:127:ARG:HD2	1.80	1.01
4:3:324:THR:HG21	4:5:244:ASP:O	1.59	1.01
4:8:287:ILE:HB	4:V:204:ALA:H	1.25	1.01
4:W:291:LYS:HD2	4:Y:243:PRO:HB2	1.41	1.01
1:A:641:LYS:HD2	1:A:647:GLN:CD	1.70	1.00
1:A:754:ASP:OD2	1:A:778:MET:CE	2.08	1.00
1:D:534:SER:C	4:9:351:THR:HA	1.81	1.00
1:D:727:LEU:HG	1:D:782:MLY:HG3	1.43	1.00
1:D:815:CYS:SG	2:E:92:ASP:CG	2.40	1.00
1:D:831:TRP:CZ2	2:E:47:LEU:CA	2.43	1.00
1:G:534:SER:O	4:V:351:THR:HA	1.60	1.00
1:G:639:GLY:N	4:V:345:ILE:N	1.94	1.00
1:G:641:LYS:HE3	1:G:647:GLN:HB2	1.42	1.00
1:G:728:ASN:OD1	3:I:114:LEU:HD23	1.58	1.00
1:G:830:PRO:CB	2:H:67:MET:HE1	1.90	1.00
1:J:797:PHE:CE2	3:L:146:ILE:HD12	1.96	1.00

Continued on next page...

Continued from previous page...

Atom-1	Atom-2	Interatomic distance (Å)	Clash overlap (Å)
1:M:534:SER:C	4:Z:351:THR:HA	1.81	1.00
1:M:642:LYS:HD3	4:Z:340:TRP:CZ3	1.96	1.00
1:A:218:LEU:CA	1:A:221:GLN:HG3	1.91	1.00
1:A:800:ARG:NH2	3:C:40:ASN:CG	2.14	1.00
3:C:24:LYS:CG	3:C:63:ILE:O	2.08	1.00
1:D:641:LYS:HE3	1:D:647:GLN:CB	1.91	1.00
1:D:795:ARG:CZ	3:F:116:GLU:CD	2.29	1.00
3:F:24:LYS:CG	3:F:63:ILE:O	2.08	1.00
3:F:49:ILE:HA	3:F:52:ASN:HD22	1.23	1.00
1:G:529:PRO:C	4:V:354:GLN:HB3	1.79	1.00
1:J:641:LYS:HE3	1:J:647:GLN:CB	1.91	1.00
1:J:756:THR:CG2	1:J:776:GLU:HA	1.91	1.00
1:J:795:ARG:NE	3:L:116:GLU:OE2	1.94	1.00
1:J:797:PHE:CD1	3:L:146:ILE:CG2	2.37	1.00
1:M:534:SER:O	4:Z:351:THR:HA	1.60	1.00
1:M:576:GLU:HG2	1:M:577:ALA:H	0.85	1.00
1:P:642:LYS:HD3	4:1:340:TRP:CZ3	1.96	1.00
1:P:798:LEU:CD1	3:R:126:LEU:CD1	2.31	1.00
1:A:534:SER:C	4:8:351:THR:HA	1.81	1.00
1:A:642:LYS:HD3	4:8:340:TRP:CH2	1.95	1.00
1:D:98:HIS:HB3	1:D:100:PRO:HD2	1.42	1.00
1:D:215:GLN:CA	1:D:340:ILE:HG23	1.92	1.00
1:D:642:LYS:HD3	4:9:340:TRP:CZ3	1.96	1.00
1:D:800:ARG:NH2	3:F:40:ASN:CG	2.13	1.00
2:E:121:LEU:C	2:E:128:PHE:HB3	1.72	1.00
3:I:48:LYS:O	3:I:52:ASN:ND2	1.94	1.00
1:M:174:SER:HB3	1:M:667:THR:HG21	1.44	1.00
1:P:548:THR:HG22	4:3:49:GLN:HB2	1.01	1.00
1:P:641:LYS:HE3	1:P:647:GLN:CB	1.91	1.00
3:R:48:LYS:O	3:R:52:ASN:ND2	1.94	1.00
4:7:290:ARG:NH2	4:9:202:THR:CG2	2.24	1.00
4:8:290:ARG:NH2	4:V:202:THR:CG2	2.23	1.00
4:9:290:ARG:NH2	4:W:202:THR:CG2	2.24	1.00
1:A:768:MLY:HG2	1:A:771:LEU:HD13	1.41	1.00
1:A:831:TRP:CZ3	2:B:50:THR:HG22	1.93	1.00
2:B:144:VAL:HG13	2:B:153:ILE:HD11	1.21	1.00
3:C:48:LYS:O	3:C:52:ASN:ND2	1.94	1.00
1:D:797:PHE:CE1	3:F:146:ILE:HG23	1.96	1.00
1:G:642:LYS:HD3	4:V:340:TRP:CZ3	1.96	1.00
1:G:646:PHE:HE2	1:G:652:LEU:HD21	1.24	1.00
2:H:141:PRO:HB2	2:H:142:PRO:HD2	1.44	1.00

Continued on next page...

Continued from previous page...

Atom-1	Atom-2	Interatomic distance (Å)	Clash overlap (Å)
1:P:798:LEU:HD21	3:R:126:LEU:HD11	1.44	1.00
1:A:753:VAL:HG12	1:A:775:LEU:CD2	1.92	1.00
1:A:795:ARG:HD2	3:C:35:ARG:NH1	1.76	1.00
1:A:797:PHE:HZ	3:C:146:ILE:HD13	1.21	1.00
1:D:218:LEU:CA	1:D:221:GLN:HG3	1.91	1.00
1:D:642:LYS:HD3	4:9:340:TRP:CH2	1.96	1.00
1:G:801:VAL:CG2	3:I:126:LEU:CD2	2.39	1.00
1:M:641:LYS:HE3	1:M:647:GLN:HB2	1.43	1.00
1:M:797:PHE:CZ	3:O:146:ILE:HD13	1.96	1.00
2:N:141:PRO:HB2	2:N:142:PRO:HD2	1.44	1.00
1:A:823:PHE:HE1	2:B:160:GLY:CA	1.75	1.00
1:D:541:MET:HB3	4:9:143:TYR:OH	1.60	1.00
1:G:218:LEU:CA	1:G:221:GLN:HG3	1.91	1.00
1:G:642:LYS:HG3	4:V:23:GLY:H	0.85	1.00
1:G:642:LYS:HD3	4:V:340:TRP:CH2	1.96	1.00
2:H:121:LEU:CB	2:H:128:PHE:HB3	1.69	1.00
1:J:641:LYS:HE3	1:J:647:GLN:HB2	1.43	1.00
1:M:792:ALA:HB2	3:O:42:THR:CG2	1.91	1.00
1:M:817:GLN:HG2	2:N:127:ARG:HB2	1.42	1.00
1:P:576:GLU:HG2	1:P:577:ALA:H	0.85	1.00
1:P:792:ALA:CB	3:R:42:THR:CG2	2.37	1.00
1:P:838:ILE:HD11	2:Q:54:MET:HE1	1.02	1.00
4:8:286:ASP:OD1	4:V:203:THR:HG22	1.62	1.00
1:A:553:MLY:HG2	4:V:44:MET:O	1.59	1.00
1:A:642:LYS:HD3	4:8:340:TRP:CZ3	1.95	1.00
1:D:823:PHE:CE1	2:E:160:GLY:HA3	1.93	1.00
1:G:534:SER:C	4:V:351:THR:HA	1.82	1.00
1:G:639:GLY:CA	4:V:345:ILE:CA	2.40	1.00
1:J:642:LYS:HD3	4:W:340:TRP:CZ3	1.96	1.00
3:O:48:LYS:O	3:O:52:ASN:ND2	1.94	1.00
1:P:831:TRP:CH2	2:Q:47:LEU:HD22	1.94	1.00
1:A:599:ASN:CA	1:A:649:VAL:HB	1.89	0.99
1:D:795:ARG:HG2	3:F:118:MET:CE	1.92	0.99
2:E:139:ALA:O	2:E:141:PRO:HD3	1.62	0.99
3:O:24:LYS:HG2	3:O:63:ILE:O	1.59	0.99
1:P:530:MET:HE2	4:1:354:GLN:CG	1.91	0.99
4:9:286:ASP:OD1	4:W:203:THR:HG22	1.62	0.99
4:V:324:THR:HG21	4:X:246:GLN:C	1.70	0.99
1:A:641:LYS:HE3	1:A:647:GLN:CB	1.91	0.99
1:A:823:PHE:CE1	2:B:160:GLY:CA	2.44	0.99
1:G:641:LYS:HE3	1:G:647:GLN:CB	1.91	0.99

Continued on next page...

Continued from previous page...

Atom-1	Atom-2	Interatomic distance (Å)	Clash overlap (Å)
1:G:796:GLY:HA2	3:I:35:ARG:CD	1.91	0.99
1:G:829:TRP:CZ3	2:H:87:LYS:NZ	2.30	0.99
2:H:150:TYR:O	2:H:151:LYS:CB	2.07	0.99
1:J:56:GLU:HB2	1:J:59:MLY:HB3	1.40	0.99
1:J:215:GLN:CA	1:J:340:ILE:HG23	1.92	0.99
1:M:641:LYS:HE3	1:M:647:GLN:CB	1.91	0.99
1:P:834:LEU:CD1	2:Q:51:PHE:CE1	2.42	0.99
4:3:287:ILE:HD13	4:5:203:THR:HB	1.42	0.99
4:7:286:ASP:OD1	4:9:203:THR:HG22	1.62	0.99
1:A:174:SER:HB3	1:A:667:THR:HG21	1.44	0.99
1:D:576:GLU:CG	1:D:577:ALA:H	1.75	0.99
1:D:649:VAL:CG1	1:D:649:VAL:HG22	1.92	0.99
1:G:530:MET:CE	4:V:354:GLN:CG	2.40	0.99
3:I:24:LYS:CG	3:I:63:ILE:O	2.08	0.99
1:J:97:LEU:HD23	1:J:712:PRO:CB	1.91	0.99
1:J:646:PHE:HE2	1:J:652:LEU:HD21	1.24	0.99
1:M:641:LYS:HE3	4:Z:348:SER:O	1.55	0.99
1:P:548:THR:HG21	4:3:49:GLN:N	1.77	0.99
1:A:206:LYS:HD2	1:A:217:THR:HG23	1.41	0.99
1:A:639:GLY:CA	4:8:345:ILE:CA	2.41	0.99
1:G:174:SER:HB3	1:G:667:THR:HG21	1.44	0.99
1:M:642:LYS:HD3	4:Z:340:TRP:CH2	1.96	0.99
1:M:817:GLN:CB	2:N:127:ARG:HD2	1.92	0.99
1:P:548:THR:HG22	4:3:49:GLN:CB	1.60	0.99
1:D:724:TYR:HA	1:D:782:MLY:CD	1.89	0.99
2:E:149:ASP:OD2	2:E:150:TYR:O	1.80	0.99
1:G:769:ALA:HB1	1:G:770:GLY:HA2	1.43	0.99
1:G:792:ALA:CB	3:I:42:THR:CA	2.41	0.99
1:J:534:SER:C	4:W:351:THR:HA	1.81	0.99
2:N:150:TYR:O	2:N:151:LYS:CB	2.07	0.99
1:P:612:GLN:HE22	1:P:627:GLY:CA	1.76	0.99
1:P:713:SER:CB	1:P:772:LEU:HD22	1.69	0.99
1:P:786:ILE:CB	1:P:787:ILE:N	2.25	0.99
4:2:204:ALA:H	4:Z:287:ILE:HG21	1.25	0.99
1:D:747:LEU:CD1	1:D:782:MLY:HH21	1.92	0.99
2:H:112:ILE:O	2:H:147:ASN:C	2.01	0.99
1:M:530:MET:HE2	4:Z:354:GLN:CG	1.93	0.99
2:Q:121:LEU:CB	2:Q:128:PHE:HB3	1.69	0.99
1:G:641:LYS:CG	4:V:348:SER:HB2	1.87	0.99
1:J:218:LEU:CA	1:J:221:GLN:HG3	1.91	0.99
1:J:792:ALA:H	3:L:42:THR:CG2	1.73	0.99

Continued on next page...

Continued from previous page...

Atom-1	Atom-2	Interatomic distance (Å)	Clash overlap (Å)
2:K:149:ASP:OD2	2:K:150:TYR:O	1.80	0.99
1:M:795:ARG:CG	3:O:118:MET:CE	2.33	0.99
1:P:639:GLY:CA	4:1:345:ILE:CA	2.40	0.99
1:A:56:GLU:HB2	1:A:59:MLY:HB3	1.40	0.99
1:A:98:HIS:HB3	1:A:100:PRO:HD2	1.42	0.99
2:B:150:TYR:O	2:B:151:LYS:CB	2.07	0.99
1:G:829:TRP:HZ3	2:H:84:PHE:CZ	1.80	0.99
1:J:612:GLN:HE22	1:J:627:GLY:CA	1.76	0.99
1:J:817:GLN:CG	2:K:127:ARG:CB	2.37	0.99
3:L:48:LYS:O	3:L:52:ASN:ND2	1.94	0.99
1:M:215:GLN:CA	1:M:340:ILE:HG23	1.92	0.99
1:P:218:LEU:CA	1:P:221:GLN:HG3	1.91	0.99
2:B:150:TYR:C	2:B:151:LYS:HG3	1.83	0.99
1:D:727:LEU:CG	1:D:782:MLY:HE2	1.87	0.99
1:A:646:PHE:HE2	1:A:652:LEU:HD21	1.24	0.99
1:G:757:GLN:OE1	1:G:772:LEU:O	1.80	0.99
1:J:557:GLU:HA	4:Y:47:MET:HA	1.04	0.99
1:J:639:GLY:CA	4:W:345:ILE:CA	2.40	0.99
1:M:218:LEU:CA	1:M:221:GLN:HG3	1.91	0.99
1:M:612:GLN:HE22	1:M:627:GLY:CA	1.76	0.99
1:P:649:VAL:CG1	1:P:649:VAL:HG22	1.92	0.99
2:Q:141:PRO:HB2	2:Q:142:PRO:HD2	1.45	0.99
2:Q:144:VAL:HG13	2:Q:153:ILE:HG12	1.14	0.99
4:2:287:ILE:HD13	4:4:203:THR:CB	1.93	0.99
1:A:502:GLU:CG	1:A:761:GLY:CA	2.41	0.98
1:A:649:VAL:CG1	1:A:649:VAL:HG22	1.92	0.98
1:D:534:SER:O	4:9:351:THR:HG23	1.13	0.98
1:D:639:GLY:CA	4:9:345:ILE:CA	2.41	0.98
1:D:646:PHE:HE2	1:D:652:LEU:HD21	1.24	0.98
1:D:727:LEU:HG	1:D:782:MLY:CG	1.93	0.98
1:D:831:TRP:HZ2	2:E:47:LEU:CB	1.74	0.98
2:E:117:LEU:CB	2:E:147:ASN:CG	2.32	0.98
1:G:206:LYS:CD	1:G:217:THR:CG2	2.16	0.98
2:H:139:ALA:O	2:H:141:PRO:HD3	1.62	0.98
1:M:639:GLY:CA	4:Z:345:ILE:CA	2.40	0.98
1:M:641:LYS:HD2	1:M:647:GLN:CD	1.70	0.98
1:M:715:VAL:HG21	1:M:772:LEU:HD21	1.43	0.98
1:P:84:MLY:HD2	1:P:776:GLU:OE1	1.61	0.98
1:A:502:GLU:HA	1:A:761:GLY:CA	1.93	0.98
1:A:612:GLN:HE22	1:A:627:GLY:CA	1.76	0.98
2:N:112:ILE:O	2:N:147:ASN:C	2.02	0.98

Continued on next page...

Continued from previous page...

Atom-1	Atom-2	Interatomic distance (Å)	Clash overlap (Å)
2:N:149:ASP:OD2	2:N:150:TYR:O	1.80	0.98
1:P:98:HIS:HB3	1:P:100:PRO:HD2	1.42	0.98
1:P:800:ARG:HB3	3:R:149:VAL:HG22	1.44	0.98
1:G:215:GLN:CA	1:G:340:ILE:HG23	1.92	0.98
1:G:612:GLN:HE22	1:G:627:GLY:CA	1.76	0.98
1:J:788:THR:O	3:L:42:THR:CG2	2.11	0.98
1:P:508:ILE:CG2	1:P:759:ALA:HB1	1.92	0.98
1:P:817:GLN:HG2	2:Q:127:ARG:CB	1.92	0.98
4:2:324:THR:OG1	4:4:244:ASP:CA	2.12	0.98
1:A:797:PHE:CE2	3:C:146:ILE:CD1	2.40	0.98
2:B:112:ILE:O	2:B:147:ASN:C	2.01	0.98
1:D:530:MET:CE	4:9:354:GLN:CG	2.40	0.98
1:D:814:PHE:CA	2:E:127:ARG:NH1	2.26	0.98
2:E:141:PRO:HB2	2:E:142:PRO:HD2	1.44	0.98
2:E:150:TYR:O	2:E:151:LYS:CB	2.06	0.98
1:G:769:ALA:O	1:G:773:GLY:CA	2.11	0.98
2:K:144:VAL:HG13	2:K:153:ILE:HD11	1.21	0.98
1:M:576:GLU:CG	1:M:577:ALA:H	1.75	0.98
1:P:215:GLN:CA	1:P:340:ILE:HG23	1.92	0.98
4:2:287:ILE:CG2	4:4:202:THR:OG1	2.03	0.98
4:X:291:LYS:HE2	4:Z:243:PRO:O	1.62	0.98
2:E:121:LEU:HG	2:E:128:PHE:CA	1.60	0.98
2:E:150:TYR:C	2:E:151:LYS:HG3	1.83	0.98
1:G:649:VAL:CG1	1:G:649:VAL:HG22	1.92	0.98
1:J:576:GLU:CG	1:J:577:ALA:H	1.75	0.98
1:J:756:THR:C	1:J:776:GLU:OE1	2.02	0.98
1:P:534:SER:O	4:1:351:THR:HA	1.59	0.98
4:2:288:ASP:OD2	4:4:203:THR:CG2	2.06	0.98
4:4:322:PRO:CB	4:6:244:ASP:CB	2.41	0.98
1:A:28:GLN:HE22	1:A:723:ARG:HH21	1.01	0.98
1:D:713:SER:N	1:D:771:LEU:CD2	2.17	0.98
1:G:821:ARG:HH22	2:H:127:ARG:CG	1.77	0.98
2:H:130:PRO:O	2:H:133:ILE:N	1.97	0.98
2:H:149:ASP:OD2	2:H:150:TYR:O	1.80	0.98
1:J:553:MLY:HE3	4:Y:45:VAL:CG1	1.92	0.98
1:M:646:PHE:HE2	1:M:652:LEU:HD21	1.24	0.98
1:M:649:VAL:CG1	1:M:649:VAL:HG22	1.92	0.98
4:V:324:THR:CG2	4:X:247:VAL:N	2.24	0.98
1:A:530:MET:CE	4:8:354:GLN:CG	2.41	0.98
1:A:754:ASP:OD2	1:A:778:MET:HE3	1.64	0.98
1:D:612:GLN:HE22	1:D:627:GLY:CA	1.75	0.98

Continued on next page...

Continued from previous page...

Atom-1	Atom-2	Interatomic distance (Å)	Clash overlap (Å)
1:G:576:GLU:HG2	1:G:577:ALA:H	0.85	0.98
3:I:49:ILE:HA	3:I:52:ASN:HD22	1.22	0.98
1:J:756:THR:CG2	1:J:776:GLU:CD	2.31	0.98
3:O:49:ILE:HA	3:O:52:ASN:HD22	1.23	0.98
2:B:130:PRO:O	2:B:133:ILE:N	1.96	0.98
3:C:52:ASN:HB2	3:C:53:PRO:HD3	1.45	0.98
1:D:797:PHE:CG	3:F:146:ILE:HG23	1.98	0.98
1:G:784:ALA:O	1:G:788:THR:N	1.96	0.98
3:L:52:ASN:HB2	3:L:53:PRO:HD3	1.46	0.98
1:M:576:GLU:HG2	1:M:577:ALA:N	1.66	0.98
2:N:117:LEU:CB	2:N:147:ASN:CG	2.32	0.98
2:N:139:ALA:O	2:N:141:PRO:HD3	1.62	0.98
3:R:52:ASN:HB2	3:R:53:PRO:HD3	1.46	0.98
1:A:215:GLN:CA	1:A:340:ILE:HG23	1.92	0.98
1:A:791:GLN:CD	3:C:116:GLU:H	1.65	0.98
2:B:149:ASP:OD2	2:B:150:TYR:O	1.80	0.98
1:D:818:TYR:HB3	2:E:90:GLY:N	1.78	0.98
2:H:117:LEU:CB	2:H:147:ASN:CG	2.32	0.98
1:J:649:VAL:CG1	1:J:649:VAL:HG22	1.92	0.98
2:Q:130:PRO:O	2:Q:133:ILE:N	1.96	0.98
1:A:576:GLU:HG2	1:A:577:ALA:H	0.85	0.98
1:G:28:GLN:OE1	1:G:723:ARG:NH1	1.97	0.98
2:K:130:PRO:O	2:K:133:ILE:N	1.96	0.98
1:M:819:ASN:ND2	2:N:92:ASP:CB	2.27	0.98
3:O:46:ILE:O	3:O:50:LEU:HG	1.64	0.98
2:Q:139:ALA:O	2:Q:141:PRO:HD3	1.62	0.98
4:7:287:ILE:HB	4:9:204:ALA:H	1.26	0.98
1:A:218:LEU:CA	1:A:221:GLN:CG	2.42	0.97
1:A:795:ARG:CZ	3:C:116:GLU:CD	2.27	0.97
1:D:534:SER:O	4:9:351:THR:HA	1.60	0.97
1:D:542:PHE:CG	4:9:143:TYR:CE1	2.52	0.97
1:G:641:LYS:HE3	4:V:348:SER:O	1.56	0.97
1:J:97:LEU:CD2	1:J:712:PRO:CB	2.41	0.97
1:J:534:SER:O	4:W:351:THR:HA	1.60	0.97
4:W:286:ASP:OD2	4:Y:203:THR:HG22	1.62	0.97
1:A:639:GLY:N	4:8:345:ILE:N	1.94	0.97
1:D:800:ARG:NH2	3:F:40:ASN:OD1	1.95	0.97
2:E:111:SER:CB	2:E:148:VAL:C	1.93	0.97
2:K:117:LEU:CB	2:K:147:ASN:CG	2.32	0.97
2:K:150:TYR:C	2:K:151:LYS:HG3	1.83	0.97
1:M:546:THR:HG22	4:2:46:GLY:O	1.62	0.97

Continued on next page...

Continued from previous page...

Atom-1	Atom-2	Interatomic distance (Å)	Clash overlap (Å)
3:C:46:ILE:O	3:C:50:LEU:HG	1.65	0.97
2:E:112:ILE:O	2:E:147:ASN:C	2.01	0.97
1:G:218:LEU:CA	1:G:221:GLN:CG	2.42	0.97
2:H:121:LEU:HG	2:H:128:PHE:HA	1.47	0.97
2:K:112:ILE:O	2:K:147:ASN:C	2.02	0.97
1:M:817:GLN:HB3	2:N:127:ARG:HH11	1.25	0.97
1:P:530:MET:CE	4:1:354:GLN:CG	2.40	0.97
1:P:736:GLN:N	1:P:743:ALA:CB	2.05	0.97
4:2:287:ILE:CG1	4:4:202:THR:HA	1.93	0.97
4:8:322:PRO:HB3	4:V:244:ASP:OD2	1.62	0.97
1:A:542:PHE:CG	4:8:143:TYR:CE1	2.52	0.97
1:J:820:VAL:HG11	2:K:136:MET:HE3	0.98	0.97
1:M:530:MET:CE	4:Z:354:GLN:CG	2.41	0.97
2:N:130:PRO:O	2:N:133:ILE:N	1.96	0.97
1:D:218:LEU:CA	1:D:221:GLN:CG	2.42	0.97
1:D:819:ASN:ND2	2:E:90:GLY:O	1.96	0.97
2:E:117:LEU:HD13	2:E:147:ASN:OD1	1.64	0.97
1:P:797:PHE:HZ	3:R:146:ILE:HD13	0.94	0.97
2:Q:117:LEU:CB	2:Q:147:ASN:CG	2.32	0.97
2:Q:117:LEU:HD13	2:Q:147:ASN:OD1	1.64	0.97
2:B:141:PRO:HB2	2:B:142:PRO:HD2	1.44	0.97
1:D:798:LEU:HD11	3:F:126:LEU:CG	1.94	0.97
1:D:831:TRP:HZ2	2:E:47:LEU:CA	1.78	0.97
1:G:576:GLU:CG	1:G:577:ALA:H	1.75	0.97
1:G:795:ARG:CG	3:I:118:MET:CE	2.41	0.97
3:I:52:ASN:HB2	3:I:53:PRO:HD3	1.46	0.97
1:J:821:ARG:HH22	2:K:127:ARG:HG2	1.23	0.97
1:A:797:PHE:HD1	3:C:146:ILE:O	1.34	0.97
2:B:139:ALA:O	2:B:141:PRO:HD3	1.62	0.97
2:E:130:PRO:O	2:E:133:ILE:N	1.96	0.97
3:F:52:ASN:HB2	3:F:53:PRO:HD3	1.46	0.97
1:G:642:LYS:HD2	4:V:24:ASP:O	1.65	0.97
2:H:144:VAL:HG13	2:H:153:ILE:HD11	1.22	0.97
3:L:46:ILE:O	3:L:50:LEU:HG	1.64	0.97
1:M:552:ASN:C	4:2:49:GLN:HB2	1.85	0.97
1:M:649:VAL:CG2	1:M:649:VAL:CA	2.42	0.97
1:P:508:ILE:CD1	1:P:766:PHE:CD1	2.46	0.97
4:7:322:PRO:HB3	4:9:244:ASP:OD2	1.62	0.97
1:G:769:ALA:HB3	1:G:770:GLY:CA	1.94	0.97
2:K:139:ALA:O	2:K:141:PRO:HD3	1.62	0.97
1:P:542:PHE:CG	4:1:143:TYR:CE1	2.53	0.97

Continued on next page...

Continued from previous page...

Atom-1	Atom-2	Interatomic distance (Å)	Clash overlap (Å)
4:4:287:ILE:HD13	4:6:203:THR:CB	1.92	0.97
4:X:291:LYS:HD2	4:Z:244:ASP:H	0.98	0.97
1:A:576:GLU:CG	1:A:577:ALA:H	1.75	0.97
1:G:28:GLN:HB3	1:G:723:ARG:NH2	1.79	0.97
1:J:215:GLN:H	1:J:340:ILE:CG1	1.72	0.97
1:J:542:PHE:CG	4:W:143:TYR:CE1	2.53	0.97
1:P:502:GLU:HG2	1:P:766:PHE:CZ	1.99	0.97
4:X:287:ILE:HG12	4:Z:201:VAL:H	1.17	0.97
1:A:537:GLU:C	4:8:349:LEU:CD1	2.20	0.97
2:B:117:LEU:CB	2:B:147:ASN:CG	2.32	0.97
2:E:121:LEU:HG	2:E:128:PHE:HA	1.47	0.97
1:G:542:PHE:CG	4:V:143:TYR:CE1	2.53	0.97
1:J:530:MET:CE	4:W:354:GLN:CG	2.41	0.97
1:P:508:ILE:HD11	1:P:766:PHE:CG	1.99	0.97
1:P:637:LYS:NZ	4:1:141:SER:O	1.98	0.97
1:P:820:VAL:HG11	2:Q:136:MET:CE	1.93	0.97
3:R:46:ILE:O	3:R:50:LEU:HG	1.64	0.97
4:1:205:GLU:HG3	4:Y:287:ILE:HB	0.97	0.97
1:A:93:MET:CG	1:A:715:VAL:HG22	1.95	0.96
1:J:218:LEU:CA	1:J:221:GLN:CG	2.42	0.96
1:J:793:ARG:HH11	3:L:40:ASN:HD22	1.03	0.96
2:K:150:TYR:O	2:K:151:LYS:HG3	1.65	0.96
1:M:542:PHE:CG	4:Z:143:TYR:CE1	2.53	0.96
1:M:715:VAL:CG2	1:M:772:LEU:HD21	1.94	0.96
3:O:52:ASN:HB2	3:O:53:PRO:HD3	1.45	0.96
1:P:642:LYS:HG2	4:1:21:PHE:O	1.65	0.96
1:P:803:TYR:O	1:P:807:VAL:N	1.98	0.96
4:1:166:TYR:OH	4:3:64:ILE:HG21	1.65	0.96
1:D:642:LYS:HD2	4:9:24:ASP:O	1.64	0.96
1:G:506:GLU:OE2	1:G:760:PHE:HB2	1.64	0.96
2:H:117:LEU:HD13	2:H:147:ASN:OD1	1.64	0.96
1:J:174:SER:HB3	1:J:667:THR:HG21	1.44	0.96
1:J:637:LYS:NZ	4:W:141:SER:O	1.98	0.96
1:J:831:TRP:CH2	2:K:47:LEU:HD22	1.98	0.96
1:M:642:LYS:HG2	4:Z:21:PHE:O	1.65	0.96
1:P:174:SER:HB3	1:P:667:THR:HG21	1.44	0.96
1:P:218:LEU:CA	1:P:221:GLN:CG	2.42	0.96
2:Q:112:ILE:O	2:Q:147:ASN:C	2.02	0.96
2:Q:150:TYR:C	2:Q:151:LYS:HG3	1.83	0.96
4:2:244:ASP:HB3	4:Z:322:PRO:HB3	1.43	0.96
1:G:206:LYS:HD2	1:G:217:THR:HG23	1.41	0.96

Continued on next page...

Continued from previous page...

Atom-1	Atom-2	Interatomic distance (Å)	Clash overlap (Å)
1:G:553:MLY:HH12	4:X:45:VAL:HG21	1.46	0.96
1:P:795:ARG:NE	3:R:116:GLU:OE2	1.69	0.96
1:P:795:ARG:CG	3:R:35:ARG:HH12	1.78	0.96
4:4:322:PRO:HB2	4:6:244:ASP:CB	1.95	0.96
1:A:538:GLU:N	4:8:349:LEU:CD1	2.28	0.96
2:B:117:LEU:HD13	2:B:147:ASN:OD1	1.64	0.96
1:D:174:SER:HB3	1:D:667:THR:HG21	1.44	0.96
2:H:150:TYR:C	2:H:151:LYS:HG3	1.83	0.96
1:J:94:MET:O	1:J:713:SER:HB3	0.79	0.96
1:J:642:LYS:HD2	4:W:24:ASP:O	1.65	0.96
1:M:642:LYS:HD2	4:Z:24:ASP:O	1.65	0.96
1:A:642:LYS:HG2	4:8:21:PHE:O	1.65	0.96
1:D:538:GLU:N	4:9:349:LEU:CD1	2.29	0.96
2:H:150:TYR:O	2:H:151:LYS:HG3	1.65	0.96
1:M:831:TRP:CH2	2:N:47:LEU:HD21	1.93	0.96
1:A:649:VAL:CG2	1:A:649:VAL:CA	2.43	0.96
1:A:823:PHE:HE1	2:B:160:GLY:HA2	1.26	0.96
1:D:831:TRP:CE2	2:E:47:LEU:HD22	2.01	0.96
1:J:642:LYS:HG2	4:W:21:PHE:O	1.65	0.96
1:J:649:VAL:CG2	1:J:649:VAL:CA	2.43	0.96
1:J:813:ILE:CG2	2:K:128:PHE:HE1	1.78	0.96
1:M:218:LEU:CA	1:M:221:GLN:CG	2.42	0.96
1:P:795:ARG:HD2	3:R:35:ARG:HH12	1.27	0.96
4:2:287:ILE:CG2	4:4:204:ALA:H	1.79	0.96
4:3:324:THR:HB	4:5:243:PRO:O	1.14	0.96
4:9:322:PRO:HB3	4:W:244:ASP:OD2	1.62	0.96
1:D:814:PHE:HA	2:E:127:ARG:HH11	1.23	0.96
1:G:649:VAL:CG2	1:G:649:VAL:CA	2.42	0.96
1:M:206:LYS:CD	1:M:217:THR:CG2	2.16	0.96
1:P:506:GLU:HG2	1:P:766:PHE:CE1	2.01	0.96
2:Q:149:ASP:OD2	2:Q:150:TYR:O	1.80	0.96
2:Q:150:TYR:O	2:Q:151:LYS:CB	2.06	0.96
1:A:149:GLN:OE1	1:A:716:LEU:HD23	0.79	0.96
1:A:543:PRO:CG	4:8:143:TYR:O	2.14	0.96
1:D:649:VAL:CG1	1:D:649:VAL:CG2	2.44	0.96
2:E:150:TYR:O	2:E:151:LYS:HG3	1.65	0.96
1:G:94:MET:O	1:G:713:SER:CB	2.12	0.96
1:J:838:ILE:HD11	2:K:54:MET:HE1	0.99	0.96
1:M:834:LEU:CD1	2:N:51:PHE:CE1	2.44	0.96
1:P:642:LYS:HD2	4:1:24:ASP:O	1.65	0.96
1:P:783:LEU:HA	1:P:786:ILE:HG12	1.45	0.96

Continued on next page...

Continued from previous page...

Atom-1	Atom-2	Interatomic distance (Å)	Clash overlap (Å)
2:Q:150:TYR:O	2:Q:151:LYS:HG3	1.65	0.96
4:1:287:ILE:CG2	4:3:203:THR:CG2	2.31	0.96
1:A:215:GLN:H	1:A:340:ILE:CG1	1.73	0.96
1:G:84:MLY:HD3	1:G:723:ARG:CD	1.90	0.96
1:J:538:GLU:N	4:W:349:LEU:CD1	2.29	0.96
1:A:649:VAL:CG1	1:A:649:VAL:CG2	2.43	0.96
1:D:530:MET:HE2	4:9:354:GLN:CG	1.94	0.96
1:D:649:VAL:CG2	1:D:649:VAL:CA	2.43	0.96
1:P:543:PRO:CG	4:1:143:TYR:O	2.14	0.96
1:A:791:GLN:HE22	3:C:115:GLY:CA	1.77	0.95
1:M:544:LYS:O	4:2:45:VAL:HG12	1.64	0.95
1:M:637:LYS:NZ	4:Z:141:SER:O	1.98	0.95
1:A:93:MET:SD	1:A:715:VAL:HG22	2.04	0.95
1:A:505:MLY:HB3	1:A:762:HIS:H	1.26	0.95
1:J:543:PRO:CG	4:W:143:TYR:O	2.14	0.95
1:J:735:GLY:C	1:J:743:ALA:CA	2.35	0.95
1:J:797:PHE:CZ	3:L:146:ILE:HD13	2.01	0.95
1:A:149:GLN:HB3	1:A:719:ASP:CA	1.96	0.95
1:A:553:MLY:HB3	4:V:46:GLY:HA2	1.47	0.95
1:D:642:LYS:HG2	4:9:21:PHE:O	1.65	0.95
1:D:727:LEU:CD1	1:D:782:MLY:CG	2.44	0.95
1:G:838:ILE:HD12	2:H:54:MET:HE3	1.45	0.95
1:M:538:GLU:HG3	4:Z:352:PHE:N	1.82	0.95
1:M:795:ARG:HD2	3:O:43:ASN:OD1	1.66	0.95
1:P:797:PHE:HE1	3:R:146:ILE:HA	1.27	0.95
1:A:95:THR:OG1	1:A:769:ALA:HA	1.65	0.95
1:D:546:THR:HG22	1:D:548:THR:H	1.32	0.95
1:G:649:VAL:CG1	1:G:649:VAL:CG2	2.43	0.95
1:J:721:LYS:CA	1:J:736:GLN:CD	2.34	0.95
2:K:117:LEU:HD13	2:K:147:ASN:OD1	1.64	0.95
1:P:206:LYS:CD	1:P:217:THR:CG2	2.16	0.95
1:P:538:GLU:N	4:1:349:LEU:CD1	2.28	0.95
1:P:817:GLN:CB	2:Q:127:ARG:HD2	1.96	0.95
1:A:836:PHE:HZ	2:B:160:GLY:H	1.01	0.95
1:D:838:ILE:HD13	2:E:54:MET:CE	1.95	0.95
1:G:637:LYS:NZ	4:V:141:SER:O	1.99	0.95
1:G:813:ILE:CG2	2:H:128:PHE:CZ	2.49	0.95
1:J:95:THR:HA	1:J:713:SER:OG	1.64	0.95
1:P:649:VAL:CG2	1:P:649:VAL:CA	2.43	0.95
4:3:288:ASP:N	4:5:203:THR:HG22	1.80	0.95
1:G:635:GLY:HA3	4:V:334:GLU:HG2	1.47	0.95

Continued on next page...

Continued from previous page...

Atom-1	Atom-2	Interatomic distance (Å)	Clash overlap (Å)
1:G:735:GLY:C	1:G:743:ALA:CA	2.34	0.95
1:J:649:VAL:CG1	1:J:649:VAL:CG2	2.44	0.95
1:J:795:ARG:NH2	3:L:116:GLU:OE1	2.00	0.95
1:M:799:MET:SD	3:O:32:ASP:CB	2.53	0.95
1:A:538:GLU:HG3	4:8:352:PHE:N	1.82	0.95
1:A:635:GLY:HA3	4:8:334:GLU:HG2	1.46	0.95
1:A:791:GLN:HE22	3:C:115:GLY:HA3	1.30	0.95
2:B:150:TYR:O	2:B:151:LYS:HG3	1.65	0.95
1:D:799:MET:SD	3:F:32:ASP:HA	2.07	0.95
1:M:538:GLU:N	4:Z:349:LEU:CD1	2.28	0.95
1:M:649:VAL:CG1	1:M:649:VAL:CG2	2.43	0.95
1:P:635:GLY:HA3	4:1:334:GLU:HG2	1.47	0.95
1:P:726:VAL:HG21	3:R:86:ASP:OD2	1.66	0.95
1:A:149:GLN:CB	1:A:719:ASP:OD1	2.14	0.95
1:A:735:GLY:C	1:A:743:ALA:CA	2.34	0.95
1:D:506:GLU:HG3	1:D:764:MLY:CE	1.95	0.95
1:D:543:PRO:CG	4:9:143:TYR:O	2.14	0.95
1:D:635:GLY:HA3	4:9:334:GLU:HG2	1.47	0.95
1:G:795:ARG:CB	3:I:35:ARG:HH12	1.80	0.95
2:K:144:VAL:HG13	2:K:153:ILE:HG12	1.14	0.95
1:M:543:PRO:CG	4:Z:143:TYR:O	2.14	0.95
2:N:121:LEU:CB	2:N:128:PHE:HB3	1.68	0.95
1:P:721:LYS:CA	1:P:736:GLN:CD	2.35	0.95
1:P:725:ARG:HG2	3:R:85:GLU:OE1	1.67	0.95
4:1:205:GLU:HG3	4:Y:287:ILE:CD1	1.95	0.95
4:9:288:ASP:HA	4:W:204:ALA:HB2	1.48	0.95
1:A:149:GLN:CG	1:A:719:ASP:H	1.79	0.95
1:A:707:CYS:HA	1:A:714:ARG:NH2	1.82	0.95
1:A:831:TRP:CZ3	2:B:34:ILE:HG12	2.01	0.95
2:E:150:TYR:O	2:E:151:LYS:CG	2.15	0.95
1:G:538:GLU:HG3	4:V:352:PHE:N	1.81	0.95
1:G:641:LYS:HD2	1:G:647:GLN:CD	1.70	0.95
1:G:707:CYS:SG	1:G:714:ARG:CZ	2.54	0.95
1:P:537:GLU:C	4:1:349:LEU:CD1	2.20	0.95
4:X:324:THR:CG2	4:Z:247:VAL:CG2	2.44	0.95
1:A:215:GLN:HA	1:A:340:ILE:HG23	0.96	0.95
1:A:642:LYS:HD2	4:8:24:ASP:O	1.64	0.95
2:B:121:LEU:CB	2:B:128:PHE:HB3	1.69	0.95
1:D:553:MLY:HB3	4:W:46:GLY:HA2	1.47	0.95
1:D:721:LYS:CA	1:D:736:GLN:CD	2.34	0.95
1:D:735:GLY:C	1:D:743:ALA:CA	2.35	0.95

Continued on next page...

Continued from previous page...

Atom-1	Atom-2	Interatomic distance (Å)	Clash overlap (Å)
1:G:798:LEU:CD2	3:I:118:MET:HB3	1.97	0.95
1:J:831:TRP:CZ2	2:K:47:LEU:CD2	2.50	0.95
1:M:721:LYS:CA	1:M:736:GLN:CD	2.34	0.95
4:2:288:ASP:N	4:4:203:THR:HG22	1.82	0.95
1:A:637:LYS:NZ	4:8:141:SER:O	1.99	0.94
1:G:538:GLU:N	4:V:349:LEU:CD1	2.29	0.94
1:G:752:ASP:C	1:G:780:ASP:OD1	2.04	0.94
1:G:829:TRP:CZ3	2:H:84:PHE:CZ	2.55	0.94
1:M:215:GLN:HA	1:M:340:ILE:HG23	0.95	0.94
1:M:541:MET:N	4:Z:349:LEU:HD21	1.80	0.94
1:P:713:SER:OG	1:P:772:LEU:CD2	2.08	0.94
1:A:93:MET:CE	1:A:715:VAL:HG13	1.97	0.94
1:D:206:LYS:CD	1:D:217:THR:CG2	2.16	0.94
1:D:736:GLN:CA	1:D:743:ALA:HB2	1.95	0.94
1:J:757:GLN:NE2	1:J:777:GLU:N	2.12	0.94
1:M:821:ARG:HH22	2:N:127:ARG:HG2	1.27	0.94
2:N:121:LEU:HG	2:N:128:PHE:HA	1.47	0.94
1:P:538:GLU:HG3	4:1:352:PHE:N	1.81	0.94
1:P:546:THR:HG22	1:P:548:THR:H	1.32	0.94
4:2:322:PRO:CB	4:4:244:ASP:CB	2.44	0.94
4:7:288:ASP:HA	4:9:204:ALA:HB2	1.48	0.94
1:A:721:LYS:CA	1:A:736:GLN:CD	2.34	0.94
1:D:637:LYS:NZ	4:9:141:SER:O	1.99	0.94
1:D:727:LEU:HD12	1:D:782:MLY:HD3	1.06	0.94
1:G:642:LYS:HG2	4:V:21:PHE:O	1.65	0.94
2:K:150:TYR:O	2:K:151:LYS:HB2	1.67	0.94
1:M:795:ARG:HB3	3:O:35:ARG:HH22	1.20	0.94
1:M:795:ARG:CZ	3:O:116:GLU:HB3	1.97	0.94
2:B:121:LEU:HG	2:B:128:PHE:CA	1.59	0.94
1:D:530:MET:CA	4:9:354:GLN:CG	2.45	0.94
1:G:736:GLN:CA	1:G:743:ALA:HB2	1.95	0.94
1:G:757:GLN:CG	1:G:776:GLU:CD	2.35	0.94
1:J:215:GLN:HA	1:J:340:ILE:HG23	0.95	0.94
2:N:150:TYR:O	2:N:151:LYS:CG	2.16	0.94
1:P:795:ARG:CB	3:R:35:ARG:CZ	2.29	0.94
2:Q:150:TYR:O	2:Q:151:LYS:CG	2.15	0.94
4:V:286:ASP:CG	4:X:203:THR:HG22	1.87	0.94
2:E:144:VAL:HG13	2:E:153:ILE:HG12	1.14	0.94
3:F:46:ILE:O	3:F:50:LEU:HG	1.65	0.94
1:G:721:LYS:CA	1:G:736:GLN:CD	2.34	0.94
1:J:756:THR:CA	1:J:776:GLU:OE1	2.15	0.94

Continued on next page...

Continued from previous page...

Atom-1	Atom-2	Interatomic distance (Å)	Clash overlap (Å)
2:K:150:TYR:O	2:K:151:LYS:CG	2.16	0.94
2:N:150:TYR:O	2:N:151:LYS:HG3	1.65	0.94
4:2:203:THR:HB	4:Z:287:ILE:CD1	1.98	0.94
1:A:93:MET:HG2	1:A:715:VAL:HG22	1.46	0.94
1:D:727:LEU:N	1:D:782:MLY:CE	2.29	0.94
1:G:505:MLY:HD2	1:G:762:HIS:NE2	1.80	0.94
1:G:543:PRO:CG	4:V:143:TYR:O	2.15	0.94
1:G:567:LYS:HZ2	4:X:92:ASN:HD22	1.08	0.94
1:J:635:GLY:HA3	4:W:334:GLU:HG2	1.47	0.94
1:J:838:ILE:CD1	2:K:54:MET:HE3	1.86	0.94
1:M:735:GLY:C	1:M:743:ALA:CA	2.35	0.94
1:P:795:ARG:CB	3:R:35:ARG:HH12	1.56	0.94
1:D:612:GLN:NE2	1:D:627:GLY:HA3	1.83	0.94
1:G:541:MET:N	4:V:349:LEU:HD21	1.81	0.94
1:G:791:GLN:HE21	3:I:115:GLY:HA3	1.14	0.94
1:J:530:MET:CA	4:W:354:GLN:CG	2.45	0.94
2:B:121:LEU:HG	2:B:128:PHE:HA	1.46	0.94
1:D:538:GLU:HG3	4:9:352:PHE:N	1.82	0.94
1:D:795:ARG:HB2	3:F:35:ARG:NH1	1.80	0.94
1:G:503:TYR:OH	1:G:711:PHE:CD2	1.85	0.94
1:G:755:HIS:HB2	1:G:779:ARG:NH2	1.82	0.94
3:I:46:ILE:O	3:I:50:LEU:HG	1.64	0.94
1:J:218:LEU:CB	1:J:221:GLN:CG	2.46	0.94
1:J:538:GLU:HG3	4:W:352:PHE:N	1.81	0.94
1:J:756:THR:CG2	1:J:776:GLU:OE1	2.15	0.94
2:K:141:PRO:HB2	2:K:142:PRO:HD2	1.44	0.94
1:M:549:SER:O	4:2:48:GLY:HA2	1.65	0.94
1:M:612:GLN:NE2	1:M:627:GLY:CA	2.31	0.94
2:N:117:LEU:HD13	2:N:147:ASN:OD1	1.64	0.94
1:P:215:GLN:HA	1:P:340:ILE:HG23	0.95	0.94
1:P:541:MET:N	4:1:349:LEU:HD21	1.80	0.94
1:P:576:GLU:CG	1:P:577:ALA:H	1.75	0.94
1:P:649:VAL:CG1	1:P:649:VAL:CG2	2.44	0.94
1:P:735:GLY:C	1:P:743:ALA:CA	2.34	0.94
4:2:202:THR:CA	4:Z:287:ILE:HG12	1.97	0.94
4:4:288:ASP:CG	4:6:203:THR:HG21	1.64	0.94
4:4:324:THR:HG23	4:6:244:ASP:C	1.86	0.94
4:X:291:LYS:HE3	4:Z:243:PRO:CA	1.98	0.94
1:D:530:MET:HA	4:9:354:GLN:HG3	0.96	0.94
1:D:541:MET:N	4:9:349:LEU:HD21	1.80	0.94
1:D:823:PHE:HE1	2:E:160:GLY:HA3	1.27	0.94

Continued on next page...

Continued from previous page...

Atom-1	Atom-2	Interatomic distance (Å)	Clash overlap (Å)
1:G:530:MET:HA	4:V:354:GLN:HG3	0.97	0.94
1:J:505:MLY:HD2	1:J:762:HIS:ND1	1.80	0.94
1:J:537:GLU:C	4:W:349:LEU:CD1	2.21	0.94
1:J:795:ARG:C	3:L:35:ARG:CZ	2.36	0.94
2:N:150:TYR:C	2:N:151:LYS:HG3	1.83	0.94
1:P:530:MET:CA	4:1:354:GLN:CG	2.45	0.94
1:P:726:VAL:CB	3:R:85:GLU:HB2	1.98	0.94
4:2:287:ILE:HB	4:4:203:THR:N	1.82	0.94
4:2:287:ILE:CD1	4:4:203:THR:HB	1.98	0.94
4:X:324:THR:CG2	4:Z:247:VAL:HG23	1.97	0.94
1:A:541:MET:N	4:8:349:LEU:HD21	1.80	0.94
1:D:725:ARG:C	1:D:782:MLY:CH2	2.36	0.94
1:D:739:ASP:HB3	1:D:742:LYS:CB	1.98	0.94
1:G:218:LEU:CB	1:G:221:GLN:CG	2.46	0.94
1:J:553:MLY:HE3	4:Y:45:VAL:HG11	1.48	0.94
1:J:783:LEU:O	1:J:787:ILE:N	1.99	0.94
2:Q:121:LEU:HG	2:Q:128:PHE:HA	1.47	0.94
4:8:288:ASP:HA	4:V:204:ALA:HB2	1.48	0.94
1:A:612:GLN:NE2	1:A:627:GLY:CA	2.31	0.93
1:D:218:LEU:CB	1:D:221:GLN:CG	2.46	0.93
1:G:149:GLN:HG2	1:G:716:LEU:HD11	1.49	0.93
1:J:817:GLN:CD	2:K:127:ARG:CD	2.36	0.93
1:M:635:GLY:HA3	4:Z:334:GLU:HG2	1.47	0.93
2:N:150:TYR:O	2:N:151:LYS:HB2	1.67	0.93
1:P:713:SER:CB	1:P:772:LEU:HD23	1.96	0.93
4:4:322:PRO:HB2	4:6:244:ASP:HB3	1.49	0.93
1:A:92:ALA:O	1:A:713:SER:HA	1.68	0.93
1:A:795:ARG:CG	3:C:35:ARG:HH12	1.80	0.93
1:G:801:VAL:CG2	3:I:126:LEU:HD21	1.97	0.93
1:G:821:ARG:NH2	2:H:127:ARG:CG	2.30	0.93
1:G:829:TRP:HZ3	2:H:84:PHE:CE1	1.81	0.93
1:M:767:PHE:CZ	1:M:772:LEU:HD11	2.04	0.93
1:M:838:ILE:CD1	2:N:54:MET:HE1	1.92	0.93
2:Q:144:VAL:HG13	2:Q:153:ILE:HD11	1.21	0.93
1:A:546:THR:HG22	1:A:548:THR:H	1.32	0.93
1:A:797:PHE:HE1	3:C:146:ILE:HA	1.16	0.93
1:A:813:ILE:HG21	2:B:127:ARG:HD2	1.50	0.93
1:D:557:GLU:N	4:W:48:GLY:CA	2.12	0.93
1:G:612:GLN:NE2	1:G:627:GLY:HA3	1.83	0.93
1:G:798:LEU:HD23	3:I:118:MET:HB3	1.51	0.93
2:H:150:TYR:O	2:H:151:LYS:CG	2.16	0.93

Continued on next page...

Continued from previous page...

Atom-1	Atom-2	Interatomic distance (Å)	Clash overlap (Å)
1:J:629:GLU:CB	1:J:643:GLY:O	2.17	0.93
1:J:829:TRP:CH2	2:K:87:LYS:HE2	2.01	0.93
1:P:506:GLU:O	1:P:761:GLY:HA2	1.66	0.93
1:P:726:VAL:HG22	3:R:85:GLU:HB2	0.97	0.93
1:A:739:ASP:HB3	1:A:742:LYS:CB	1.99	0.93
1:A:797:PHE:CG	3:C:146:ILE:HG23	2.03	0.93
1:G:730:SER:OG	3:I:113:THR:HG21	1.68	0.93
1:M:546:THR:HG22	1:M:548:THR:H	1.32	0.93
1:P:84:MLY:CD	1:P:776:GLU:CD	2.37	0.93
1:A:218:LEU:CB	1:A:221:GLN:CG	2.46	0.93
1:A:736:GLN:CA	1:A:743:ALA:HB2	1.95	0.93
1:D:215:GLN:HA	1:D:340:ILE:HG23	0.95	0.93
1:D:712:PRO:HG2	1:D:771:LEU:HB2	1.50	0.93
1:G:567:LYS:HZ1	4:X:92:ASN:HD22	1.15	0.93
2:K:121:LEU:HG	2:K:128:PHE:HA	1.47	0.93
2:K:121:LEU:CB	2:K:128:PHE:HB3	1.69	0.93
1:P:612:GLN:NE2	1:P:627:GLY:HA3	1.83	0.93
1:P:782:MLY:HE3	3:R:83:THR:CG2	1.99	0.93
1:P:818:TYR:HE1	2:Q:127:ARG:NH2	1.64	0.93
4:1:167:GLU:CD	4:3:42:GLY:CA	2.36	0.93
1:A:837:MLY:HH21	2:H:20:ASP:CA	1.97	0.93
2:B:150:TYR:O	2:B:151:LYS:CG	2.15	0.93
1:D:815:CYS:SG	2:E:92:ASP:OD1	2.27	0.93
1:J:836:PHE:CZ	2:K:160:GLY:N	2.36	0.93
1:M:530:MET:HA	4:Z:354:GLN:HG3	0.96	0.93
1:P:736:GLN:HA	1:P:743:ALA:HB2	1.51	0.93
2:E:144:VAL:HG13	2:E:153:ILE:HD11	1.21	0.93
1:J:541:MET:N	4:W:349:LEU:HD21	1.80	0.93
1:P:629:GLU:CB	1:P:643:GLY:O	2.17	0.93
1:P:785:GLU:HG2	3:R:81:GLN:HG3	1.49	0.93
4:X:291:LYS:CE	4:Z:243:PRO:CA	2.46	0.93
1:A:530:MET:HA	4:8:354:GLN:HG3	0.96	0.93
1:A:612:GLN:NE2	1:A:627:GLY:HA3	1.83	0.93
1:D:708:ARG:C	1:D:710:GLY:N	2.23	0.93
1:D:831:TRP:CZ2	2:E:47:LEU:HD22	2.04	0.93
1:P:218:LEU:CB	1:P:221:GLN:CG	2.46	0.93
1:P:642:LYS:CG	4:1:23:GLY:H	1.77	0.93
4:1:167:GLU:OE1	4:3:42:GLY:HA3	1.63	0.93
4:W:325:MET:CE	4:Y:244:ASP:CG	2.37	0.93
1:A:557:GLU:H	4:V:48:GLY:HA2	1.32	0.93
1:G:149:GLN:HB3	1:G:716:LEU:HD21	1.49	0.93

Continued on next page...

Continued from previous page...

Atom-1	Atom-2	Interatomic distance (Å)	Clash overlap (Å)
1:G:612:GLN:NE2	1:G:627:GLY:CA	2.31	0.93
1:M:530:MET:CA	4:Z:354:GLN:CG	2.44	0.93
1:P:713:SER:HG	1:P:772:LEU:HD22	1.19	0.93
1:P:725:ARG:CA	3:R:85:GLU:HG2	1.97	0.93
4:3:322:PRO:CB	4:5:244:ASP:CG	2.37	0.93
1:D:612:GLN:NE2	1:D:627:GLY:CA	2.31	0.93
1:D:629:GLU:CB	1:D:643:GLY:O	2.17	0.93
1:D:727:LEU:CG	1:D:782:MLY:CG	2.47	0.93
1:G:534:SER:O	4:V:351:THR:HG23	1.12	0.93
1:G:752:ASP:O	1:G:780:ASP:CA	2.17	0.93
1:G:795:ARG:HB2	3:I:35:ARG:HH12	1.31	0.93
1:G:817:GLN:NE2	2:H:127:ARG:HB2	1.84	0.93
1:J:612:GLN:NE2	1:J:627:GLY:CA	2.31	0.93
1:M:642:LYS:CB	4:Z:21:PHE:O	2.17	0.93
1:P:530:MET:HA	4:1:354:GLN:HG3	0.96	0.93
2:Q:150:TYR:O	2:Q:151:LYS:HB2	1.67	0.93
1:A:549:SER:C	4:V:46:GLY:HA3	1.90	0.92
1:A:641:LYS:HG3	1:A:647:GLN:NE2	1.58	0.92
1:A:799:MET:SD	3:C:32:ASP:HA	2.08	0.92
1:G:801:VAL:HG21	3:I:126:LEU:HD21	1.49	0.92
1:P:799:MET:SD	3:R:32:ASP:CG	2.46	0.92
4:1:245:GLY:H	4:Y:291:LYS:HG3	1.27	0.92
1:A:791:GLN:NE2	3:C:115:GLY:HA3	1.84	0.92
1:D:549:SER:C	4:W:46:GLY:HA3	1.89	0.92
1:D:642:LYS:CB	4:9:21:PHE:O	2.17	0.92
1:D:727:LEU:H	1:D:782:MLY:CE	1.82	0.92
1:J:530:MET:HA	4:W:354:GLN:HG3	0.96	0.92
1:M:723:ARG:HD3	1:M:776:GLU:OE2	1.68	0.92
1:P:612:GLN:NE2	1:P:627:GLY:CA	2.31	0.92
2:B:150:TYR:O	2:B:151:LYS:HB2	1.68	0.92
1:G:215:GLN:HA	1:G:340:ILE:HG23	0.95	0.92
2:H:150:TYR:O	2:H:151:LYS:HB2	1.67	0.92
1:J:149:GLN:OE1	1:J:763:THR:HG21	1.67	0.92
1:P:642:LYS:CB	4:1:21:PHE:O	2.17	0.92
1:D:537:GLU:C	4:9:349:LEU:CD1	2.21	0.92
1:D:557:GLU:H	4:W:48:GLY:HA2	1.32	0.92
2:E:150:TYR:O	2:E:151:LYS:HB2	1.67	0.92
1:M:648:THR:HG21	1:M:651:ALA:HB2	1.50	0.92
1:M:817:GLN:HB3	2:N:127:ARG:CD	1.99	0.92
1:M:836:PHE:CE2	2:N:160:GLY:HA3	2.04	0.92
4:W:286:ASP:OD1	4:Y:202:THR:HB	1.69	0.92

Continued on next page...

Continued from previous page...

Atom-1	Atom-2	Interatomic distance (Å)	Clash overlap (Å)
1:A:707:CYS:C	1:A:714:ARG:NH2	2.21	0.92
1:A:834:LEU:CD2	2:B:54:MET:HE3	2.00	0.92
1:G:537:GLU:C	4:V:349:LEU:CD1	2.21	0.92
1:G:739:ASP:HB3	1:G:742:LYS:CB	1.99	0.92
1:J:612:GLN:NE2	1:J:627:GLY:HA3	1.83	0.92
1:J:642:LYS:CB	4:W:21:PHE:O	2.17	0.92
1:M:639:GLY:N	4:Z:345:ILE:N	1.94	0.92
1:M:724:TYR:HE1	1:M:775:LEU:HB3	1.26	0.92
1:P:95:THR:HG21	1:P:773:GLY:HA2	1.52	0.92
1:P:739:ASP:HB3	1:P:742:LYS:CB	1.99	0.92
4:V:325:MET:HE2	4:X:244:ASP:OD2	1.70	0.92
1:D:648:THR:HG21	1:D:651:ALA:HB2	1.50	0.92
1:D:727:LEU:HD11	1:D:782:MLY:CD	1.94	0.92
1:G:538:GLU:N	4:V:351:THR:H	1.68	0.92
1:M:803:TYR:O	1:M:807:VAL:N	2.01	0.92
1:M:817:GLN:HG2	2:N:127:ARG:CB	1.99	0.92
4:1:113:LYS:NZ	4:2:252:ASN:HB2	1.85	0.92
1:A:736:GLN:HA	1:A:743:ALA:HB2	1.51	0.92
1:A:815:CYS:SG	2:B:92:ASP:HB2	2.09	0.92
1:G:213:LYS:HA	1:G:220:ASP:CG	1.90	0.92
1:J:206:LYS:CD	1:J:217:THR:CG2	2.16	0.92
1:J:546:THR:HG22	1:J:548:THR:H	1.32	0.92
1:J:648:THR:HG21	1:J:651:ALA:HB2	1.50	0.92
1:J:739:ASP:HB3	1:J:742:LYS:CB	1.99	0.92
1:J:819:ASN:CG	2:K:90:GLY:O	2.08	0.92
1:P:641:LYS:HE3	1:P:647:GLN:CG	2.00	0.92
1:A:629:GLU:CB	1:A:643:GLY:O	2.17	0.92
1:A:642:LYS:CB	4:8:21:PHE:O	2.17	0.92
1:G:278:GLN:HG2	1:G:317:GLU:HB2	1.52	0.92
1:G:537:GLU:O	4:V:349:LEU:HD13	0.74	0.92
1:G:754:ASP:HB2	1:G:776:GLU:CA	1.98	0.92
1:G:783:LEU:O	1:G:787:ILE:HB	1.70	0.92
1:M:538:GLU:N	4:Z:351:THR:H	1.67	0.92
2:N:121:LEU:CA	2:N:128:PHE:CB	2.46	0.92
1:G:546:THR:HG22	1:G:548:THR:H	1.32	0.92
1:M:739:ASP:HB3	1:M:742:LYS:CB	1.99	0.92
1:D:537:GLU:O	4:9:349:LEU:HD13	0.74	0.92
1:G:755:HIS:HB2	1:G:779:ARG:HH22	1.33	0.92
2:H:149:ASP:CG	2:H:150:TYR:H	1.73	0.92
1:J:735:GLY:C	1:J:743:ALA:HA	1.91	0.92
1:J:820:VAL:CG1	2:K:136:MET:CE	2.44	0.92

Continued on next page...

Continued from previous page...

Atom-1	Atom-2	Interatomic distance (Å)	Clash overlap (Å)
1:M:278:GLN:HG2	1:M:317:GLU:HB2	1.52	0.92
1:M:612:GLN:NE2	1:M:627:GLY:HA3	1.83	0.92
1:M:636:LYS:HD2	4:Z:332:PRO:HB3	1.52	0.92
1:A:538:GLU:N	4:8:351:THR:H	1.68	0.91
1:D:638:GLY:HA3	4:9:341:ILE:O	1.70	0.91
1:D:797:PHE:CE1	3:F:146:ILE:CA	2.52	0.91
1:G:648:THR:HG21	1:G:651:ALA:HB2	1.50	0.91
1:J:642:LYS:CG	4:W:23:GLY:H	1.77	0.91
1:J:754:ASP:CB	1:J:780:ASP:OD2	2.18	0.91
1:M:218:LEU:CB	1:M:221:GLN:CG	2.46	0.91
1:M:629:GLU:CB	1:M:643:GLY:O	2.17	0.91
1:M:735:GLY:C	1:M:743:ALA:HA	1.91	0.91
1:P:538:GLU:N	4:1:351:THR:H	1.67	0.91
1:P:649:VAL:CG1	1:P:649:VAL:C	2.38	0.91
4:4:288:ASP:H	4:6:203:THR:HG22	1.29	0.91
1:A:213:LYS:HA	1:A:220:ASP:CG	1.90	0.91
1:A:278:GLN:HG2	1:A:317:GLU:HB2	1.52	0.91
1:A:550:PHE:HA	4:V:46:GLY:CA	2.01	0.91
1:A:735:GLY:C	1:A:743:ALA:HA	1.91	0.91
1:D:831:TRP:HH2	2:E:47:LEU:HA	1.35	0.91
1:G:641:LYS:HE3	1:G:647:GLN:CG	2.00	0.91
1:G:642:LYS:CB	4:V:21:PHE:O	2.17	0.91
1:G:735:GLY:C	1:G:743:ALA:HA	1.91	0.91
1:G:788:THR:O	3:I:42:THR:HG21	1.70	0.91
1:J:218:LEU:HA	1:J:221:GLN:CG	2.01	0.91
1:P:213:LYS:HA	1:P:220:ASP:CG	1.90	0.91
4:V:325:MET:CE	4:X:244:ASP:CG	2.37	0.91
1:A:819:ASN:CG	2:B:91:ALA:CA	2.23	0.91
2:B:149:ASP:CG	2:B:150:TYR:H	1.73	0.91
1:G:530:MET:CA	4:V:354:GLN:CG	2.45	0.91
1:M:537:GLU:C	4:Z:349:LEU:CD1	2.20	0.91
1:M:649:VAL:CG1	1:M:649:VAL:C	2.38	0.91
2:N:144:VAL:HG13	2:N:153:ILE:HG12	1.14	0.91
1:P:506:GLU:HB3	1:P:761:GLY:HA3	1.49	0.91
4:2:288:ASP:CG	4:4:203:THR:HG23	1.86	0.91
1:A:649:VAL:CG1	1:A:649:VAL:C	2.38	0.91
1:D:508:ILE:HA	1:D:761:GLY:HA3	1.50	0.91
1:G:629:GLU:CB	1:G:643:GLY:O	2.17	0.91
1:J:537:GLU:O	4:W:349:LEU:HD13	0.73	0.91
1:P:648:THR:HG21	1:P:651:ALA:HB2	1.50	0.91
4:2:287:ILE:CG1	4:4:202:THR:CB	2.48	0.91

Continued on next page...

Continued from previous page...

Atom-1	Atom-2	Interatomic distance (Å)	Clash overlap (Å)
1:A:530:MET:CA	4:8:354:GLN:CG	2.44	0.91
1:A:537:GLU:O	4:8:349:LEU:HD13	0.74	0.91
1:D:538:GLU:N	4:9:351:THR:H	1.68	0.91
1:D:544:LYS:HD2	4:9:147:ARG:HB3	1.53	0.91
1:D:641:LYS:HG3	1:D:647:GLN:NE2	1.59	0.91
1:D:798:LEU:CD1	3:F:126:LEU:CD1	2.10	0.91
1:D:813:ILE:CD1	2:E:128:PHE:HE1	1.81	0.91
1:G:93:MET:SD	1:G:715:VAL:HA	2.10	0.91
1:J:641:LYS:HE3	1:J:647:GLN:CG	2.00	0.91
1:M:218:LEU:HA	1:M:221:GLN:CG	2.01	0.91
1:P:218:LEU:HA	1:P:221:GLN:CG	2.01	0.91
1:P:508:ILE:CD1	1:P:766:PHE:CG	2.53	0.91
1:P:537:GLU:O	4:1:349:LEU:HD13	0.73	0.91
1:P:544:LYS:HD2	4:1:147:ARG:HB3	1.53	0.91
1:P:817:GLN:HB3	2:Q:127:ARG:CD	2.00	0.91
4:V:286:ASP:OD2	4:X:203:THR:HG22	1.70	0.91
1:A:641:LYS:HE3	1:A:647:GLN:CG	2.00	0.91
1:D:538:GLU:N	4:9:349:LEU:HD12	1.86	0.91
1:D:649:VAL:CG1	1:D:649:VAL:C	2.38	0.91
1:D:725:ARG:O	1:D:782:MLY:HH22	1.70	0.91
1:M:797:PHE:CD1	3:O:149:VAL:HG12	2.03	0.91
1:M:829:TRP:CH2	2:N:87:LYS:NZ	2.37	0.91
1:D:218:LEU:HA	1:D:221:GLN:CG	2.01	0.91
1:M:213:LYS:HA	1:M:220:ASP:CG	1.90	0.91
1:M:817:GLN:CG	2:N:127:ARG:CD	2.49	0.91
1:P:838:ILE:CD1	2:Q:54:MET:HE3	1.89	0.91
1:G:649:VAL:CG1	1:G:649:VAL:C	2.38	0.91
2:K:121:LEU:CA	2:K:128:PHE:CB	2.46	0.91
1:M:538:GLU:N	4:Z:349:LEU:HD12	1.86	0.91
1:M:641:LYS:HG3	1:M:647:GLN:NE2	1.59	0.91
1:M:729:ALA:CB	3:O:85:GLU:HG2	2.01	0.91
1:P:538:GLU:N	4:1:349:LEU:HD12	1.86	0.91
1:P:725:ARG:HB3	3:R:85:GLU:HG3	0.92	0.91
1:A:149:GLN:HB3	1:A:718:ALA:C	1.90	0.91
1:D:213:LYS:HA	1:D:220:ASP:CG	1.90	0.91
1:D:507:GLY:HA3	1:D:762:HIS:CG	2.05	0.91
1:D:641:LYS:HE3	1:D:647:GLN:CG	2.00	0.91
1:G:641:LYS:HG3	1:G:647:GLN:NE2	1.58	0.91
1:G:754:ASP:HB3	1:G:776:GLU:CD	1.80	0.91
1:G:836:PHE:CE1	2:H:159:HIS:HA	2.06	0.91
1:J:213:LYS:HA	1:J:220:ASP:CG	1.90	0.91

Continued on next page...

Continued from previous page...

Atom-1	Atom-2	Interatomic distance (Å)	Clash overlap (Å)
1:M:537:GLU:O	4:Z:349:LEU:HD13	0.73	0.91
1:M:553:MLY:HG2	4:2:43:VAL:CG1	1.99	0.91
1:M:709:LYS:C	1:M:710:GLY:CA	2.39	0.91
1:M:836:PHE:CE2	2:N:160:GLY:CA	2.53	0.91
3:R:62:ALA:O	3:R:63:ILE:CG1	2.19	0.91
4:2:287:ILE:CG1	4:4:202:THR:HB	2.00	0.91
1:J:756:THR:CG2	1:J:776:GLU:HB3	1.97	0.91
1:M:641:LYS:HE3	1:M:647:GLN:CG	2.00	0.91
1:P:735:GLY:C	1:P:743:ALA:HA	1.91	0.91
1:A:499:GLU:OE1	1:A:766:PHE:CE2	2.23	0.90
1:A:648:THR:HG21	1:A:651:ALA:HB2	1.50	0.90
1:A:735:GLY:O	1:A:743:ALA:CA	2.19	0.90
3:C:62:ALA:O	3:C:63:ILE:HG12	1.71	0.90
1:G:538:GLU:N	4:V:349:LEU:HD12	1.86	0.90
1:J:630:ALA:O	4:W:25:ASP:CG	2.09	0.90
1:J:649:VAL:CG1	1:J:649:VAL:C	2.38	0.90
1:P:630:ALA:O	4:1:25:ASP:CG	2.09	0.90
1:P:649:VAL:CB	1:P:649:VAL:CG2	2.50	0.90
1:P:826:VAL:HG21	2:Q:88:LEU:HD21	1.53	0.90
1:A:797:PHE:CE1	3:C:146:ILE:O	2.23	0.90
1:D:630:ALA:O	4:9:25:ASP:CG	2.09	0.90
1:D:649:VAL:CB	1:D:649:VAL:CG2	2.49	0.90
2:E:121:LEU:CB	2:E:128:PHE:HB3	1.69	0.90
1:G:218:LEU:HA	1:G:221:GLN:CG	2.01	0.90
1:J:510:TRP:CH2	1:J:772:LEU:HD11	2.05	0.90
1:J:538:GLU:N	4:W:351:THR:H	1.67	0.90
1:J:544:LYS:HD2	4:W:147:ARG:HB3	1.53	0.90
1:P:542:PHE:HA	4:1:143:TYR:HE1	1.34	0.90
1:P:638:GLY:HA3	4:1:341:ILE:O	1.70	0.90
1:P:798:LEU:HD21	3:R:126:LEU:CD1	2.02	0.90
1:P:817:GLN:HB3	2:Q:127:ARG:HH11	1.36	0.90
4:W:325:MET:HE1	4:Y:244:ASP:CG	1.92	0.90
4:X:287:ILE:CG1	4:Z:201:VAL:CG2	2.48	0.90
1:D:534:SER:HA	4:9:350:SER:O	1.71	0.90
1:D:542:PHE:HA	4:9:143:TYR:HE1	1.34	0.90
1:D:735:GLY:O	1:D:743:ALA:CA	2.19	0.90
1:D:813:ILE:HG23	2:E:128:PHE:CZ	2.06	0.90
1:G:736:GLN:HA	1:G:743:ALA:HB2	1.51	0.90
1:J:97:LEU:CD2	1:J:712:PRO:HB3	1.97	0.90
1:J:649:VAL:CB	1:J:649:VAL:CG2	2.49	0.90
1:J:797:PHE:CZ	3:L:146:ILE:HG23	2.07	0.90

Continued on next page...

Continued from previous page...

Atom-1	Atom-2	Interatomic distance (Å)	Clash overlap (Å)
1:M:735:GLY:O	1:M:743:ALA:CA	2.19	0.90
1:P:798:LEU:HD11	3:R:126:LEU:HD13	1.53	0.90
1:A:538:GLU:O	4:8:349:LEU:CG	2.20	0.90
1:A:721:LYS:CB	1:A:736:GLN:OE1	2.20	0.90
1:D:727:LEU:HD11	1:D:782:MLY:HG2	1.51	0.90
1:D:798:LEU:HD13	3:F:126:LEU:HD11	1.51	0.90
1:D:800:ARG:O	3:F:149:VAL:HG21	1.70	0.90
1:G:544:LYS:HD2	4:V:147:ARG:HB3	1.53	0.90
1:M:410:ASN:OD1	4:Z:334:GLU:C	2.10	0.90
1:P:278:GLN:HG2	1:P:317:GLU:HB2	1.52	0.90
4:1:201:VAL:H	4:Y:287:ILE:CG1	1.44	0.90
1:A:502:GLU:HG3	1:A:761:GLY:CA	2.00	0.90
1:A:538:GLU:N	4:8:349:LEU:HD12	1.85	0.90
1:A:544:LYS:HD2	4:8:147:ARG:HB3	1.53	0.90
1:D:550:PHE:HA	4:W:46:GLY:CA	2.00	0.90
1:J:278:GLN:HG2	1:J:317:GLU:HB2	1.52	0.90
3:O:62:ALA:O	3:O:63:ILE:CG1	2.19	0.90
1:P:726:VAL:HG13	3:R:83:THR:HG1	1.12	0.90
1:P:797:PHE:CE1	3:R:146:ILE:C	2.44	0.90
1:A:636:LYS:HD2	4:8:332:PRO:HB3	1.51	0.90
1:G:721:LYS:CB	1:G:736:GLN:OE1	2.20	0.90
1:J:797:PHE:HE1	3:L:146:ILE:HA	1.37	0.90
1:J:821:ARG:NH2	2:K:127:ARG:CG	2.34	0.90
1:M:544:LYS:HD2	4:Z:147:ARG:HB3	1.53	0.90
2:N:137:TRP:HA	2:N:145:ALA:HB2	1.53	0.90
1:P:641:LYS:HG3	1:P:647:GLN:NE2	1.59	0.90
1:A:836:PHE:HE1	2:B:159:HIS:HB2	1.15	0.90
1:D:557:GLU:H	4:W:48:GLY:HA3	1.29	0.90
1:G:215:GLN:H	1:G:340:ILE:CG1	1.73	0.90
1:G:792:ALA:CB	3:I:42:THR:HG23	1.99	0.90
1:J:754:ASP:OD1	1:J:780:ASP:OD2	1.89	0.90
2:K:149:ASP:CG	2:K:150:TYR:H	1.73	0.90
1:M:819:ASN:OD1	2:N:92:ASP:CB	2.20	0.90
1:P:649:VAL:CG2	1:P:649:VAL:HG13	2.02	0.90
1:P:721:LYS:CB	1:P:736:GLN:OE1	2.20	0.90
4:4:288:ASP:OD1	4:6:203:THR:HG23	1.70	0.90
1:J:410:ASN:OD1	4:W:334:GLU:C	2.10	0.90
1:J:542:PHE:HA	4:W:143:TYR:HE1	1.34	0.90
1:J:561:LYS:HE3	4:Y:48:GLY:HA3	1.51	0.90
1:J:836:PHE:HE1	2:K:159:HIS:HA	1.35	0.90
1:M:836:PHE:CZ	2:N:160:GLY:H	1.28	0.90

Continued on next page...

Continued from previous page...

Atom-1	Atom-2	Interatomic distance (Å)	Clash overlap (Å)
1:P:538:GLU:O	4:1:349:LEU:CG	2.20	0.90
1:P:636:LYS:HD2	4:1:332:PRO:HB3	1.52	0.90
4:X:287:ILE:CG2	4:Z:201:VAL:HG23	2.02	0.90
1:A:641:LYS:CD	1:A:647:GLN:OE1	2.17	0.90
1:A:836:PHE:HZ	2:B:160:GLY:N	1.52	0.90
1:G:28:GLN:CB	1:G:723:ARG:HH22	1.85	0.90
1:J:638:GLY:HA3	4:W:341:ILE:O	1.70	0.90
1:M:797:PHE:CD1	3:O:149:VAL:HG11	2.02	0.90
1:M:797:PHE:CE1	3:O:146:ILE:HA	2.06	0.90
4:1:167:GLU:OE1	4:3:41:GLN:O	1.89	0.90
1:A:798:LEU:CD2	3:C:126:LEU:HD11	2.01	0.90
1:D:278:GLN:HG2	1:D:317:GLU:HB2	1.52	0.90
1:D:410:ASN:OD1	4:9:334:GLU:C	2.10	0.90
1:G:97:LEU:CD2	1:G:712:PRO:HB2	2.00	0.90
1:G:636:LYS:HD2	4:V:332:PRO:HB3	1.52	0.90
3:I:62:ALA:O	3:I:63:ILE:CG1	2.19	0.90
1:J:649:VAL:CG2	1:J:649:VAL:HG13	2.02	0.90
1:J:796:GLY:HA2	3:L:35:ARG:HD3	1.50	0.90
1:A:93:MET:CE	1:A:715:VAL:CA	2.43	0.89
1:A:553:MLY:HE2	4:V:45:VAL:HA	1.53	0.89
1:D:553:MLY:HE2	4:W:45:VAL:HA	1.53	0.89
1:D:830:PRO:HG2	2:E:67:MET:CE	2.01	0.89
3:F:62:ALA:O	3:F:63:ILE:HG12	1.71	0.89
1:P:735:GLY:O	1:P:743:ALA:CA	2.19	0.89
2:Q:121:LEU:CA	2:Q:128:PHE:CB	2.46	0.89
1:A:649:VAL:CB	1:A:649:VAL:CG2	2.50	0.89
1:A:795:ARG:NE	3:C:116:GLU:OE2	2.05	0.89
3:C:62:ALA:O	3:C:63:ILE:CG1	2.19	0.89
1:D:530:MET:N	4:9:354:GLN:HB3	1.87	0.89
1:D:550:PHE:CA	4:W:46:GLY:HA3	2.02	0.89
1:D:649:VAL:HG13	1:D:649:VAL:CG2	2.02	0.89
3:F:62:ALA:O	3:F:63:ILE:CG1	2.19	0.89
1:M:530:MET:N	4:Z:354:GLN:HB3	1.87	0.89
1:M:721:LYS:CB	1:M:736:GLN:OE1	2.20	0.89
1:P:410:ASN:OD1	4:1:334:GLU:C	2.10	0.89
1:P:508:ILE:CG2	1:P:759:ALA:CB	2.47	0.89
1:P:534:SER:HA	4:1:350:SER:O	1.71	0.89
1:P:723:ARG:HE	1:P:779:ARG:HE	1.12	0.89
1:P:831:TRP:CZ2	2:Q:47:LEU:HD22	2.06	0.89
1:A:630:ALA:O	4:8:25:ASP:CG	2.10	0.89
1:A:797:PHE:CD1	3:C:146:ILE:HG23	2.07	0.89

Continued on next page...

Continued from previous page...

Atom-1	Atom-2	Interatomic distance (Å)	Clash overlap (Å)
1:D:553:MLY:CG	4:W:44:MET:O	2.20	0.89
1:D:636:LYS:HD2	4:9:332:PRO:HB3	1.52	0.89
1:D:831:TRP:CD1	2:E:51:PHE:CZ	2.59	0.89
1:G:506:GLU:OE2	1:G:760:PHE:O	1.90	0.89
1:G:638:GLY:HA3	4:V:341:ILE:O	1.70	0.89
1:G:649:VAL:CG2	1:G:649:VAL:HG13	2.02	0.89
1:J:84:MLY:HH23	1:J:720:PHE:HA	1.52	0.89
1:J:538:GLU:N	4:W:349:LEU:HD12	1.86	0.89
2:Q:137:TRP:HA	2:Q:145:ALA:HB2	1.53	0.89
1:A:149:GLN:CD	1:A:718:ALA:HB3	1.93	0.89
1:A:218:LEU:HA	1:A:221:GLN:CG	2.01	0.89
1:A:797:PHE:CZ	3:C:146:ILE:HA	2.07	0.89
2:B:121:LEU:CA	2:B:128:PHE:CB	2.46	0.89
1:D:538:GLU:OE2	4:9:355:MET:HE3	1.72	0.89
1:G:97:LEU:HD23	1:G:712:PRO:HB3	0.90	0.89
1:J:636:LYS:HD2	4:W:332:PRO:HB3	1.52	0.89
1:M:556:ASP:OD1	4:2:49:GLN:CB	2.18	0.89
1:M:638:GLY:HA3	4:Z:341:ILE:O	1.70	0.89
1:M:783:LEU:HA	1:M:786:ILE:HG13	0.91	0.89
1:M:798:LEU:HD22	3:O:126:LEU:HD11	1.53	0.89
1:M:829:TRP:CH2	2:N:87:LYS:HE2	2.07	0.89
1:P:821:ARG:HH22	2:Q:127:ARG:HG2	1.21	0.89
1:A:505:MLY:CA	1:A:762:HIS:CD2	2.55	0.89
1:A:649:VAL:CG2	1:A:649:VAL:HG13	2.02	0.89
1:D:795:ARG:NE	3:F:116:GLU:OE2	2.05	0.89
1:J:599:ASN:OD1	1:J:649:VAL:HB	1.73	0.89
1:J:721:LYS:CB	1:J:736:GLN:OE1	2.20	0.89
2:K:137:TRP:HA	2:K:145:ALA:HB2	1.54	0.89
1:M:95:THR:CG2	1:M:770:GLY:HA2	2.01	0.89
1:M:629:GLU:HG2	1:M:643:GLY:O	1.72	0.89
1:P:599:ASN:OD1	1:P:649:VAL:HB	1.73	0.89
1:P:724:TYR:CE1	1:P:775:LEU:HG	2.07	0.89
1:D:538:GLU:O	4:9:349:LEU:CG	2.20	0.89
1:G:410:ASN:OD1	4:V:334:GLU:C	2.09	0.89
1:G:649:VAL:CB	1:G:649:VAL:CG2	2.49	0.89
2:H:137:TRP:HA	2:H:145:ALA:HB2	1.53	0.89
1:J:795:ARG:C	3:L:35:ARG:NH2	2.26	0.89
1:M:729:ALA:HB1	3:O:85:GLU:CG	2.03	0.89
1:P:530:MET:N	4:1:354:GLN:HB3	1.87	0.89
1:P:798:LEU:HD11	3:R:126:LEU:CD2	2.01	0.89
1:D:735:GLY:C	1:D:743:ALA:HA	1.91	0.89

Continued on next page...

Continued from previous page...

Atom-1	Atom-2	Interatomic distance (Å)	Clash overlap (Å)
1:D:834:LEU:CD2	2:E:54:MET:HE2	2.00	0.89
1:J:505:MLY:HG3	1:J:762:HIS:CE1	2.08	0.89
1:M:649:VAL:CG2	1:M:649:VAL:HG13	2.02	0.89
2:N:149:ASP:CG	2:N:150:TYR:H	1.73	0.89
1:P:641:LYS:CD	1:P:647:GLN:OE1	2.18	0.89
1:A:530:MET:N	4:8:354:GLN:HB3	1.87	0.89
1:A:550:PHE:CA	4:V:46:GLY:HA3	2.03	0.89
2:B:137:TRP:HA	2:B:145:ALA:HB2	1.54	0.89
1:D:215:GLN:H	1:D:340:ILE:HG12	1.06	0.89
3:F:24:LYS:HB3	3:F:63:ILE:O	1.72	0.89
1:G:84:MLY:CA	1:G:723:ARG:CZ	2.51	0.89
1:G:534:SER:HA	4:V:350:SER:O	1.71	0.89
1:G:818:TYR:CZ	2:H:127:ARG:CZ	2.55	0.89
1:J:641:LYS:HG3	1:J:647:GLN:NE2	1.59	0.89
3:L:62:ALA:O	3:L:63:ILE:CG1	2.19	0.89
1:M:552:ASN:C	4:2:49:GLN:CB	2.40	0.89
1:M:649:VAL:CB	1:M:649:VAL:CG2	2.49	0.89
1:M:818:TYR:HE1	2:N:127:ARG:NH2	1.65	0.89
3:O:62:ALA:O	3:O:63:ILE:HG12	1.71	0.89
1:P:635:GLY:CA	4:1:341:ILE:HD13	2.02	0.89
1:D:215:GLN:H	1:D:340:ILE:CG1	1.73	0.89
1:D:507:GLY:O	1:D:761:GLY:CA	2.21	0.89
1:G:530:MET:N	4:V:354:GLN:HB3	1.88	0.89
1:G:538:GLU:O	4:V:349:LEU:CG	2.20	0.89
1:G:797:PHE:CE2	3:I:126:LEU:HD13	2.08	0.89
1:P:826:VAL:HG21	2:Q:88:LEU:CD2	2.02	0.89
4:2:204:ALA:H	4:Z:287:ILE:CG2	1.85	0.89
1:A:149:GLN:CA	1:A:719:ASP:OD1	2.21	0.89
1:A:635:GLY:HA2	4:8:334:GLU:CG	2.03	0.89
1:D:506:GLU:CG	1:D:764:MLY:HE2	2.03	0.89
1:D:721:LYS:CB	1:D:736:GLN:OE1	2.20	0.89
1:D:727:LEU:CD1	1:D:782:MLY:NZ	2.33	0.89
1:G:735:GLY:O	1:G:743:ALA:CA	2.20	0.89
1:G:795:ARG:CZ	3:I:116:GLU:CG	2.50	0.89
1:M:538:GLU:O	4:Z:349:LEU:CG	2.20	0.89
1:M:799:MET:SD	3:O:32:ASP:CG	2.51	0.89
1:P:541:MET:CB	4:1:143:TYR:OH	2.20	0.89
1:P:641:LYS:HD2	4:1:348:SER:CB	2.02	0.89
1:P:805:ALA:O	1:P:809:ARG:HB2	1.73	0.89
1:A:534:SER:HA	4:8:350:SER:O	1.70	0.88
1:A:553:MLY:CG	4:V:44:MET:O	2.20	0.88

Continued on next page...

Continued from previous page...

Atom-1	Atom-2	Interatomic distance (Å)	Clash overlap (Å)
1:G:505:MLY:CE	1:G:762:HIS:NE2	2.32	0.88
1:G:642:LYS:HG2	4:V:22:ALA:CA	2.03	0.88
3:I:62:ALA:O	3:I:63:ILE:HG12	1.71	0.88
1:J:795:ARG:NH2	3:L:116:GLU:CD	2.26	0.88
1:J:819:ASN:CG	2:K:92:ASP:CB	2.41	0.88
3:L:62:ALA:O	3:L:63:ILE:HG12	1.71	0.88
1:P:642:LYS:HG2	4:1:22:ALA:CA	2.04	0.88
4:1:167:GLU:OE2	4:3:42:GLY:HA3	1.72	0.88
1:J:534:SER:HA	4:W:350:SER:O	1.71	0.88
1:J:635:GLY:CA	4:W:341:ILE:HD13	2.02	0.88
1:J:735:GLY:O	1:J:743:ALA:CA	2.19	0.88
4:2:287:ILE:CD1	4:4:203:THR:N	2.34	0.88
1:D:838:ILE:CD1	2:E:54:MET:HE1	2.00	0.88
1:G:635:GLY:CA	4:V:341:ILE:HD13	2.03	0.88
3:I:24:LYS:HB3	3:I:63:ILE:O	1.72	0.88
1:J:541:MET:CB	4:W:143:TYR:OH	2.20	0.88
1:J:641:LYS:CD	1:J:647:GLN:OE1	2.18	0.88
1:J:834:LEU:HD13	2:K:51:PHE:HE1	1.20	0.88
1:P:725:ARG:C	3:R:85:GLU:CG	2.29	0.88
1:P:836:PHE:HE1	2:Q:159:HIS:HA	1.10	0.88
1:A:206:LYS:CD	1:A:217:THR:CG2	2.16	0.88
1:D:629:GLU:HG2	1:D:643:GLY:O	1.72	0.88
1:D:635:GLY:CA	4:9:341:ILE:HD13	2.03	0.88
1:D:831:TRP:CE2	2:E:51:PHE:CZ	2.62	0.88
1:G:641:LYS:CD	1:G:647:GLN:OE1	2.17	0.88
1:J:538:GLU:O	4:W:349:LEU:CG	2.20	0.88
1:M:534:SER:HA	4:Z:350:SER:O	1.71	0.88
1:M:541:MET:CB	4:Z:143:TYR:OH	2.20	0.88
1:M:630:ALA:O	4:Z:25:ASP:CG	2.09	0.88
1:P:723:ARG:CZ	1:P:779:ARG:HE	1.71	0.88
2:Q:149:ASP:CG	2:Q:150:TYR:H	1.73	0.88
4:1:110:LEU:CA	4:2:195:GLU:HG3	2.03	0.88
4:2:322:PRO:HB3	4:4:244:ASP:CG	1.93	0.88
1:D:641:LYS:HD2	4:9:348:SER:CB	2.03	0.88
1:D:642:LYS:CG	4:9:21:PHE:O	2.22	0.88
1:G:552:ASN:O	4:X:47:MET:HE1	1.71	0.88
1:G:553:MLY:CH1	4:X:45:VAL:CG1	2.48	0.88
1:J:530:MET:N	4:W:354:GLN:HB3	1.87	0.88
1:J:642:LYS:HG2	4:W:22:ALA:CA	2.04	0.88
1:M:635:GLY:CA	4:Z:341:ILE:HD13	2.02	0.88
1:M:641:LYS:HG3	4:Z:348:SER:HB2	1.51	0.88

Continued on next page...

Continued from previous page...

Atom-1	Atom-2	Interatomic distance (Å)	Clash overlap (Å)
1:M:797:PHE:HE2	3:O:126:LEU:HD22	1.38	0.88
1:P:538:GLU:OE2	4:1:355:MET:HE3	1.72	0.88
1:J:641:LYS:HD2	4:W:348:SER:CB	2.03	0.88
1:J:813:ILE:HG23	2:K:128:PHE:CZ	2.08	0.88
1:P:791:GLN:OE1	3:R:116:GLU:HG3	1.73	0.88
1:P:831:TRP:CZ2	2:Q:47:LEU:CD2	2.57	0.88
1:A:635:GLY:CA	4:8:341:ILE:HD13	2.03	0.88
2:E:163:ALA:O	2:K:21:GLU:N	2.07	0.88
1:G:541:MET:CB	4:V:143:TYR:OH	2.21	0.88
1:J:629:GLU:HG2	1:J:643:GLY:O	1.72	0.88
1:J:642:LYS:CG	4:W:21:PHE:O	2.22	0.88
4:X:291:LYS:CD	4:Z:243:PRO:C	2.39	0.88
2:E:137:TRP:HA	2:E:145:ALA:CB	2.04	0.88
1:G:148:ARG:CZ	1:G:764:MLY:HH21	2.04	0.88
1:G:502:GLU:OE2	1:G:761:GLY:HA3	1.73	0.88
3:R:62:ALA:O	3:R:63:ILE:HG12	1.71	0.88
1:A:410:ASN:OD1	4:8:334:GLU:C	2.10	0.88
1:A:641:LYS:HD2	4:8:348:SER:CB	2.02	0.88
1:A:819:ASN:ND2	2:B:91:ALA:N	2.21	0.88
2:E:163:ALA:CA	2:K:21:GLU:HB3	2.02	0.88
1:G:599:ASN:OD1	1:G:649:VAL:HB	1.72	0.88
1:G:755:HIS:H	1:G:779:ARG:NE	1.72	0.88
1:M:599:ASN:OD1	1:M:649:VAL:HB	1.73	0.88
1:M:831:TRP:CZ2	2:N:47:LEU:HD22	2.08	0.88
1:P:215:GLN:H	1:P:340:ILE:HG12	1.05	0.88
1:P:726:VAL:H	3:R:85:GLU:HG2	1.07	0.88
3:R:24:LYS:HB3	3:R:63:ILE:O	1.72	0.88
4:V:324:THR:CG2	4:X:247:VAL:H	1.84	0.88
3:C:24:LYS:HB3	3:C:63:ILE:O	1.72	0.88
1:D:642:LYS:HG2	4:9:22:ALA:CA	2.04	0.88
1:D:727:LEU:HD11	1:D:782:MLY:CG	2.03	0.88
1:D:818:TYR:CB	2:E:90:GLY:N	2.35	0.88
1:G:635:GLY:HA2	4:V:334:GLU:CG	2.04	0.88
1:G:826:VAL:HG21	2:H:88:LEU:CD2	2.03	0.88
1:G:829:TRP:CZ2	2:H:87:LYS:HE2	2.08	0.88
1:J:215:GLN:H	1:J:340:ILE:HG12	1.05	0.88
1:M:795:ARG:CB	3:O:35:ARG:NH1	2.37	0.88
2:Q:137:TRP:HA	2:Q:145:ALA:CB	2.04	0.88
4:2:203:THR:N	4:Z:287:ILE:CB	2.21	0.88
4:X:287:ILE:HG13	4:Z:201:VAL:HG23	1.54	0.88
1:A:541:MET:CB	4:8:143:TYR:OH	2.20	0.87

Continued on next page...

Continued from previous page...

Atom-1	Atom-2	Interatomic distance (Å)	Clash overlap (Å)
1:A:636:LYS:H	4:8:334:GLU:CD	1.77	0.87
1:A:638:GLY:HA3	4:8:341:ILE:O	1.70	0.87
1:A:646:PHE:CE2	1:A:652:LEU:CD1	2.57	0.87
1:A:800:ARG:CB	3:C:149:VAL:HG22	2.03	0.87
1:D:732:ILE:HD13	1:D:782:MLY:HH11	1.55	0.87
1:D:769:ALA:C	1:D:774:LEU:HB2	1.95	0.87
2:E:149:ASP:CG	2:E:150:TYR:H	1.73	0.87
1:G:28:GLN:HB3	1:G:723:ARG:HH22	1.38	0.87
1:G:831:TRP:NE1	2:H:67:MET:HB3	1.88	0.87
1:M:641:LYS:HD2	4:Z:348:SER:CB	2.03	0.87
3:O:24:LYS:HB3	3:O:63:ILE:O	1.72	0.87
1:P:506:GLU:C	1:P:761:GLY:HA3	1.94	0.87
1:P:831:TRP:HZ3	2:Q:34:ILE:HD13	1.38	0.87
4:2:244:ASP:CB	4:Z:322:PRO:HB3	2.02	0.87
4:2:287:ILE:HB	4:4:203:THR:CG2	2.04	0.87
1:G:641:LYS:HD2	4:V:348:SER:CB	2.03	0.87
1:G:817:GLN:HG2	2:H:127:ARG:CB	2.04	0.87
2:H:137:TRP:HA	2:H:145:ALA:CB	2.04	0.87
2:N:137:TRP:HA	2:N:145:ALA:CB	2.04	0.87
4:8:322:PRO:HB2	4:V:244:ASP:CG	1.93	0.87
4:V:286:ASP:OD1	4:X:203:THR:HG22	1.74	0.87
1:A:819:ASN:CG	2:B:92:ASP:N	2.25	0.87
2:B:137:TRP:HA	2:B:145:ALA:CB	2.04	0.87
1:J:567:LYS:HZ3	4:Y:92:ASN:HD22	1.23	0.87
1:J:831:TRP:CZ2	2:K:47:LEU:HD22	2.09	0.87
1:A:755:HIS:HA	1:A:758:TYR:CE1	2.10	0.87
1:A:798:LEU:HD11	3:C:126:LEU:CG	2.04	0.87
1:D:636:LYS:H	4:9:334:GLU:CD	1.78	0.87
1:D:800:ARG:HH21	3:F:40:ASN:CG	1.75	0.87
1:G:553:MLY:NZ	4:X:45:VAL:HG11	1.88	0.87
3:L:139:TYR:HA	3:L:142:PHE:HB3	1.56	0.87
1:M:795:ARG:HH22	3:O:116:GLU:CG	1.86	0.87
1:M:817:GLN:HB3	2:N:127:ARG:HD2	1.56	0.87
1:P:646:PHE:CE2	1:P:652:LEU:CD1	2.58	0.87
1:P:722:GLN:OE1	3:R:89:GLU:HB3	1.73	0.87
1:P:821:ARG:HH21	2:Q:127:ARG:HG2	1.09	0.87
3:R:139:TYR:HA	3:R:142:PHE:HB3	1.56	0.87
4:2:324:THR:HG23	4:4:244:ASP:HA	1.55	0.87
1:A:629:GLU:HG2	1:A:643:GLY:O	1.72	0.87
1:A:642:LYS:HG2	4:8:22:ALA:CA	2.04	0.87
1:A:819:ASN:CG	2:B:92:ASP:H	1.77	0.87

Continued on next page...

Continued from previous page...

Atom-1	Atom-2	Interatomic distance (Å)	Clash overlap (Å)
1:D:107:MLY:HB3	1:D:686:MET:HE2	1.57	0.87
1:D:530:MET:HE1	4:9:355:MET:SD	2.15	0.87
1:G:72:VAL:CG1	1:G:76:GLN:HB3	2.05	0.87
1:G:832:MET:SD	2:H:84:PHE:CE2	2.64	0.87
1:M:72:VAL:CG1	1:M:76:GLN:HB3	2.05	0.87
1:P:635:GLY:HA2	4:1:334:GLU:CG	2.03	0.87
1:P:817:GLN:CG	2:Q:127:ARG:CD	2.52	0.87
4:2:287:ILE:HG21	4:4:202:THR:CB	2.02	0.87
4:4:287:ILE:CG2	4:6:204:ALA:H	1.87	0.87
1:A:642:LYS:CG	4:8:21:PHE:O	2.22	0.87
2:E:137:TRP:HA	2:E:145:ALA:HB2	1.54	0.87
1:G:508:ILE:HD11	1:G:759:ALA:HB2	0.92	0.87
1:P:629:GLU:HG2	1:P:643:GLY:O	1.72	0.87
4:2:322:PRO:CB	4:4:244:ASP:HB3	2.04	0.87
4:7:322:PRO:HB2	4:9:244:ASP:CG	1.94	0.87
4:9:322:PRO:HB2	4:W:244:ASP:CG	1.94	0.87
1:D:541:MET:CB	4:9:143:TYR:OH	2.21	0.87
1:D:646:PHE:CE2	1:D:652:LEU:CD1	2.58	0.87
1:D:819:ASN:CB	2:E:90:GLY:O	2.23	0.87
1:G:629:GLU:HG2	1:G:643:GLY:O	1.72	0.87
1:G:642:LYS:CG	4:V:21:PHE:O	2.22	0.87
1:A:837:MLY:HH21	2:H:20:ASP:CB	2.03	0.87
1:D:795:ARG:NH2	3:F:116:GLU:CG	2.37	0.87
1:D:795:ARG:CD	3:F:35:ARG:HH12	1.87	0.87
1:G:503:TYR:CZ	1:G:711:PHE:CE2	2.62	0.87
1:G:553:MLY:CE	4:X:45:VAL:HB	1.91	0.87
3:L:24:LYS:HB3	3:L:63:ILE:O	1.72	0.87
1:M:506:GLU:HG2	1:M:766:PHE:HE1	1.37	0.87
1:M:546:THR:CG2	4:2:46:GLY:O	2.12	0.87
1:M:641:LYS:CD	1:M:647:GLN:OE1	2.18	0.87
1:P:642:LYS:CG	4:1:21:PHE:O	2.22	0.87
1:P:831:TRP:HE1	2:Q:67:MET:HB3	1.39	0.87
4:V:325:MET:HE1	4:X:244:ASP:CG	1.94	0.87
1:A:72:VAL:CG1	1:A:76:GLN:HB3	2.05	0.87
1:A:649:VAL:CG1	1:A:649:VAL:CA	2.53	0.87
1:D:649:VAL:CG1	1:D:649:VAL:CA	2.53	0.87
1:G:553:MLY:HG3	4:X:45:VAL:C	1.96	0.87
1:G:649:VAL:CG1	1:G:649:VAL:CA	2.53	0.87
1:G:755:HIS:HA	1:G:758:TYR:CE1	2.10	0.87
1:J:646:PHE:CD2	1:J:652:LEU:HD11	2.10	0.87
1:J:755:HIS:HA	1:J:758:TYR:CE1	2.10	0.87

Continued on next page...

Continued from previous page...

Atom-1	Atom-2	Interatomic distance (Å)	Clash overlap (Å)
1:M:820:VAL:HG11	2:N:136:MET:CE	2.04	0.87
1:A:149:GLN:HG2	1:A:719:ASP:H	1.36	0.86
1:G:84:MLY:HH22	1:G:723:ARG:HB2	1.56	0.86
1:G:754:ASP:CA	1:G:776:GLU:OE1	2.23	0.86
1:M:215:GLN:H	1:M:340:ILE:HG12	1.05	0.86
1:M:642:LYS:HG2	4:Z:22:ALA:CA	2.03	0.86
1:M:646:PHE:CD2	1:M:652:LEU:HD11	2.09	0.86
1:P:649:VAL:CG1	1:P:649:VAL:CA	2.53	0.86
4:1:166:TYR:CZ	4:3:64:ILE:HG21	2.10	0.86
4:X:287:ILE:HG12	4:Z:201:VAL:CG2	2.05	0.86
1:A:599:ASN:OD1	1:A:649:VAL:HB	1.72	0.86
1:D:795:ARG:HG2	3:F:118:MET:HE1	1.57	0.86
2:E:121:LEU:CA	2:E:128:PHE:CB	2.47	0.86
1:J:72:VAL:CG1	1:J:76:GLN:HB3	2.05	0.86
2:K:137:TRP:HA	2:K:145:ALA:CB	2.04	0.86
1:M:755:HIS:HA	1:M:758:TYR:CE1	2.10	0.86
1:P:72:VAL:CG1	1:P:76:GLN:HB3	2.05	0.86
1:A:95:THR:HG1	1:A:769:ALA:C	1.77	0.86
1:A:646:PHE:CD2	1:A:652:LEU:HD11	2.09	0.86
1:D:646:PHE:CD2	1:D:652:LEU:HD11	2.09	0.86
1:G:107:MLY:HB3	1:G:686:MET:HE2	1.58	0.86
1:G:636:LYS:H	4:V:334:GLU:CD	1.78	0.86
1:J:636:LYS:H	4:W:334:GLU:CD	1.78	0.86
1:J:649:VAL:CG1	1:J:649:VAL:CA	2.53	0.86
1:M:642:LYS:CG	4:Z:21:PHE:O	2.22	0.86
1:P:732:ILE:HG23	1:P:747:LEU:HB2	1.57	0.86
4:2:324:THR:CG2	4:4:244:ASP:HA	2.05	0.86
1:A:707:CYS:HA	1:A:714:ARG:NH1	1.89	0.86
1:A:837:MLY:CH2	2:H:20:ASP:HA	2.04	0.86
2:E:162:ASP:O	2:K:21:GLU:HB2	1.74	0.86
2:E:163:ALA:O	2:K:22:THR:N	2.08	0.86
1:G:646:PHE:CE2	1:G:652:LEU:CD1	2.58	0.86
1:M:736:GLN:HA	1:M:743:ALA:HB2	1.51	0.86
1:M:795:ARG:CB	3:O:35:ARG:CZ	2.54	0.86
1:P:646:PHE:CD2	1:P:652:LEU:HD11	2.10	0.86
1:P:804:ARG:O	1:P:808:GLU:N	2.07	0.86
4:1:287:ILE:HG21	4:3:203:THR:HG22	0.86	0.86
1:A:149:GLN:CB	1:A:718:ALA:CB	2.49	0.86
1:A:795:ARG:HG2	3:C:118:MET:CE	2.06	0.86
1:A:818:TYR:HB2	2:B:90:GLY:HA3	0.90	0.86
1:D:206:LYS:HD3	1:D:217:THR:CB	2.06	0.86

Continued on next page...

Continued from previous page...

Atom-1	Atom-2	Interatomic distance (Å)	Clash overlap (Å)
1:D:635:GLY:HA2	4:9:334:GLU:CG	2.03	0.86
1:D:755:HIS:HA	1:D:758:TYR:CE1	2.10	0.86
1:G:792:ALA:CB	3:I:42:THR:HA	2.04	0.86
1:J:635:GLY:HA2	4:W:334:GLU:CG	2.03	0.86
1:M:530:MET:HG2	4:Z:354:GLN:CG	2.06	0.86
1:M:649:VAL:CG1	1:M:649:VAL:CA	2.53	0.86
4:7:287:ILE:CG2	4:9:205:GLU:HG2	2.05	0.86
1:M:206:LYS:HD3	1:M:217:THR:CB	2.06	0.86
1:M:310:TYR:CZ	1:M:320:ILE:HD11	2.11	0.86
1:A:753:VAL:CG1	1:A:775:LEU:CD2	2.49	0.86
1:D:725:ARG:CZ	1:D:733:PRO:HB3	2.06	0.86
1:J:310:TYR:CZ	1:J:320:ILE:HD11	2.11	0.86
1:J:798:LEU:HD11	3:L:126:LEU:HD13	1.54	0.86
1:M:553:MLY:HH22	4:2:43:VAL:CG2	2.04	0.86
1:P:215:GLN:H	1:P:340:ILE:CG1	1.72	0.86
1:P:793:ARG:HH11	3:R:40:ASN:HD22	1.18	0.86
1:P:829:TRP:HZ3	2:Q:84:PHE:CZ	1.92	0.86
1:A:310:TYR:CZ	1:A:320:ILE:HD11	2.11	0.86
1:J:791:GLN:OE1	3:L:116:GLU:HG3	1.75	0.86
2:K:117:LEU:CG	2:K:147:ASN:CG	2.44	0.86
1:M:646:PHE:CE2	1:M:652:LEU:CD1	2.58	0.86
1:P:310:TYR:CZ	1:P:320:ILE:HD11	2.11	0.86
4:2:203:THR:N	4:Z:287:ILE:HG21	1.89	0.86
1:A:530:MET:HG2	4:8:354:GLN:CG	2.05	0.86
1:A:707:CYS:CA	1:A:714:ARG:NH2	2.39	0.86
1:A:800:ARG:HB3	3:C:149:VAL:CG2	2.03	0.86
1:A:818:TYR:CB	2:B:90:GLY:CA	2.51	0.86
3:C:139:TYR:HA	3:C:142:PHE:HB3	1.56	0.86
1:D:72:VAL:CG1	1:D:76:GLN:HB3	2.05	0.86
1:G:792:ALA:CA	3:I:42:THR:HG22	2.05	0.86
1:P:795:ARG:HG2	3:R:118:MET:CE	2.06	0.86
4:4:287:ILE:CD1	4:6:203:THR:HB	2.06	0.86
1:A:206:LYS:HD3	1:A:217:THR:CB	2.06	0.86
1:J:646:PHE:CE2	1:J:652:LEU:CD1	2.58	0.86
1:J:829:TRP:CH2	2:K:87:LYS:CE	2.58	0.86
1:M:530:MET:HE1	4:Z:355:MET:SD	2.16	0.86
1:A:791:GLN:HE22	3:C:115:GLY:C	1.79	0.85
1:A:813:ILE:CG2	2:B:127:ARG:CD	2.40	0.85
1:D:641:LYS:CD	1:D:647:GLN:OE1	2.17	0.85
1:G:818:TYR:CE1	2:H:127:ARG:NH1	2.43	0.85
2:H:117:LEU:CG	2:H:147:ASN:CG	2.45	0.85

Continued on next page...

Continued from previous page...

Atom-1	Atom-2	Interatomic distance (Å)	Clash overlap (Å)
1:J:410:ASN:OD1	4:W:334:GLU:CA	2.24	0.85
1:J:557:GLU:HA	4:Y:48:GLY:N	1.90	0.85
1:J:732:ILE:HG23	1:J:747:LEU:HB2	1.57	0.85
1:P:206:LYS:HD3	1:P:217:THR:CB	2.06	0.85
1:P:829:TRP:CH2	2:Q:87:LYS:NZ	2.38	0.85
1:A:795:ARG:HB2	3:C:35:ARG:NH1	1.90	0.85
1:D:538:GLU:N	4:9:351:THR:N	2.24	0.85
1:D:831:TRP:HZ3	2:E:34:ILE:HG23	1.36	0.85
1:G:646:PHE:CD2	1:G:652:LEU:HD11	2.09	0.85
1:M:636:LYS:H	4:Z:334:GLU:CD	1.78	0.85
1:P:410:ASN:OD1	4:1:334:GLU:CA	2.24	0.85
1:P:797:PHE:CG	3:R:146:ILE:HG23	2.11	0.85
1:A:107:MLY:HB3	1:A:686:MET:HE2	1.58	0.85
1:A:505:MLY:HG3	1:A:741:LYS:HZ1	1.39	0.85
1:A:534:SER:O	4:8:351:THR:HG23	1.13	0.85
1:D:310:TYR:CZ	1:D:320:ILE:HD11	2.11	0.85
1:D:813:ILE:HG23	2:E:128:PHE:CE1	2.11	0.85
1:G:735:GLY:C	1:G:743:ALA:HB2	1.82	0.85
1:G:757:GLN:HG2	1:G:776:GLU:CD	1.96	0.85
1:J:206:LYS:HD3	1:J:217:THR:CB	2.06	0.85
1:P:548:THR:HG22	4:3:49:GLN:HG3	1.56	0.85
1:P:755:HIS:HA	1:P:758:TYR:CE1	2.10	0.85
4:9:287:ILE:CG2	4:W:205:GLU:HG2	2.05	0.85
4:W:286:ASP:CG	4:Y:203:THR:HG22	1.96	0.85
1:A:836:PHE:CZ	2:B:159:HIS:C	2.50	0.85
2:B:117:LEU:CG	2:B:147:ASN:CG	2.44	0.85
1:D:506:GLU:HG2	1:D:764:MLY:HE2	1.56	0.85
1:G:215:GLN:H	1:G:340:ILE:HG12	1.06	0.85
1:J:538:GLU:N	4:W:351:THR:N	2.24	0.85
1:M:553:MLY:HH22	4:2:43:VAL:HG22	1.58	0.85
1:M:630:ALA:C	4:Z:25:ASP:OD2	2.15	0.85
1:P:204:GLU:H	1:P:207:LYS:HE3	1.42	0.85
1:P:599:ASN:OD1	1:P:649:VAL:CA	2.25	0.85
1:P:818:TYR:CD1	2:Q:127:ARG:NH1	2.44	0.85
1:D:732:ILE:CD1	1:D:782:MLY:CH1	2.53	0.85
1:D:830:PRO:HB2	2:E:51:PHE:CZ	2.11	0.85
1:G:206:LYS:HD3	1:G:217:THR:CB	2.06	0.85
1:G:753:VAL:N	1:G:780:ASP:OD1	2.09	0.85
1:J:756:THR:HG22	1:J:776:GLU:CA	1.93	0.85
1:M:797:PHE:CD1	3:O:146:ILE:O	2.30	0.85
1:P:548:THR:HG21	4:3:49:GLN:HB2	0.87	0.85

Continued on next page...

Continued from previous page...

Atom-1	Atom-2	Interatomic distance (Å)	Clash overlap (Å)
1:P:636:LYS:H	4:1:334:GLU:CD	1.78	0.85
1:A:202:SER:HA	1:A:207:LYS:HE2	0.85	0.85
1:D:641:LYS:CD	4:9:348:SER:HB2	1.93	0.85
1:D:793:ARG:HH21	3:F:147:MET:CE	1.89	0.85
3:F:139:TYR:HA	3:F:142:PHE:HB3	1.56	0.85
1:G:310:TYR:CZ	1:G:320:ILE:HD11	2.11	0.85
1:G:530:MET:HG2	4:V:354:GLN:CG	2.05	0.85
1:M:797:PHE:CE2	3:O:146:ILE:HD12	2.11	0.85
2:Q:117:LEU:CG	2:Q:147:ASN:CG	2.44	0.85
4:2:324:THR:OG1	4:4:244:ASP:HA	1.76	0.85
1:A:215:GLN:H	1:A:340:ILE:HG12	1.06	0.85
1:A:834:LEU:HD21	2:B:54:MET:HE1	0.86	0.85
1:D:599:ASN:OD1	1:D:649:VAL:HB	1.73	0.85
1:G:503:TYR:HE1	1:G:711:PHE:CD2	1.89	0.85
1:M:506:GLU:O	1:M:762:HIS:CD2	2.30	0.85
1:M:735:GLY:C	1:M:743:ALA:HB2	1.82	0.85
3:O:139:TYR:HA	3:O:142:PHE:HB3	1.56	0.85
1:P:640:LYS:C	4:1:23:GLY:O	2.15	0.85
1:D:813:ILE:CD1	2:E:128:PHE:CE1	2.59	0.85
1:G:202:SER:HA	1:G:207:LYS:HE2	0.85	0.85
1:M:640:LYS:CB	1:M:645:SER:OG	2.25	0.85
1:M:725:ARG:CZ	1:M:733:PRO:HB3	2.06	0.85
1:M:797:PHE:HD1	3:O:149:VAL:CG1	1.88	0.85
2:N:117:LEU:CG	2:N:147:ASN:CG	2.44	0.85
1:P:806:MET:C	1:P:807:VAL:CA	2.45	0.85
1:D:204:GLU:H	1:D:207:LYS:HE3	1.42	0.85
1:G:640:LYS:CB	1:G:645:SER:OG	2.25	0.85
1:J:735:GLY:C	1:J:743:ALA:HB2	1.82	0.85
1:J:817:GLN:HG2	2:K:127:ARG:HB3	1.55	0.85
4:2:322:PRO:HB2	4:4:244:ASP:HB3	1.57	0.85
1:A:599:ASN:OD1	1:A:649:VAL:CA	2.25	0.85
1:A:709:LYS:C	1:A:710:GLY:CA	2.43	0.85
1:G:838:ILE:HD11	2:H:54:MET:HE1	1.57	0.85
3:I:139:TYR:HA	3:I:142:PHE:HB3	1.56	0.85
1:P:530:MET:HG2	4:1:354:GLN:CG	2.06	0.85
1:P:530:MET:HE1	4:1:355:MET:SD	2.17	0.85
1:P:538:GLU:N	4:1:351:THR:N	2.24	0.85
1:P:805:ALA:C	1:P:807:VAL:N	2.30	0.85
1:A:543:PRO:HG3	4:8:143:TYR:O	1.77	0.84
1:A:549:SER:O	4:V:46:GLY:HA3	1.77	0.84
1:A:640:LYS:C	4:8:23:GLY:O	2.15	0.84

Continued on next page...

Continued from previous page...

Atom-1	Atom-2	Interatomic distance (Å)	Clash overlap (Å)
1:D:530:MET:HG2	4:9:354:GLN:CG	2.05	0.84
1:D:599:ASN:OD1	1:D:649:VAL:CA	2.25	0.84
1:D:838:ILE:CD1	2:E:54:MET:HE3	2.05	0.84
1:G:567:LYS:HZ1	4:X:92:ASN:ND2	1.67	0.84
1:J:28:GLN:OE1	1:J:723:ARG:CG	2.25	0.84
1:J:789:ALA:HB1	3:L:81:GLN:CD	1.98	0.84
1:P:785:GLU:CG	3:R:81:GLN:CG	2.31	0.84
1:A:837:MLY:HH22	2:H:21:GLU:H	1.40	0.84
1:D:767:PHE:O	1:D:771:LEU:CD1	2.24	0.84
2:E:117:LEU:CG	2:E:147:ASN:CG	2.44	0.84
1:G:204:GLU:H	1:G:207:LYS:HE3	1.42	0.84
1:G:410:ASN:OD1	4:V:334:GLU:CA	2.24	0.84
1:G:529:PRO:CB	4:V:353:GLN:OE1	2.25	0.84
1:G:795:ARG:NE	3:I:116:GLU:CB	2.13	0.84
1:M:529:PRO:CB	4:Z:353:GLN:OE1	2.25	0.84
1:M:599:ASN:OD1	1:M:649:VAL:CA	2.25	0.84
1:M:715:VAL:CG2	1:M:772:LEU:CD2	2.55	0.84
1:M:836:PHE:HE1	2:N:159:HIS:HA	1.06	0.84
1:P:726:VAL:CA	3:R:85:GLU:HB2	2.07	0.84
1:P:803:TYR:O	1:P:807:VAL:CB	2.26	0.84
1:P:819:ASN:OD1	2:Q:92:ASP:CB	2.20	0.84
1:A:501:GLU:CG	1:A:762:HIS:HD1	1.85	0.84
1:D:725:ARG:CD	1:D:733:PRO:HB3	2.07	0.84
1:D:736:GLN:HA	1:D:743:ALA:HB2	1.51	0.84
1:G:410:ASN:ND2	4:V:336:LYS:HG2	1.92	0.84
1:G:831:TRP:CZ2	2:H:47:LEU:HD22	2.12	0.84
1:J:599:ASN:OD1	1:J:649:VAL:CA	2.25	0.84
1:J:630:ALA:C	4:W:25:ASP:OD2	2.15	0.84
1:M:534:SER:O	4:Z:351:THR:HG23	1.13	0.84
1:M:538:GLU:N	4:Z:351:THR:N	2.24	0.84
1:M:640:LYS:C	4:Z:23:GLY:O	2.15	0.84
1:M:800:ARG:HB3	3:O:149:VAL:CG2	2.07	0.84
1:P:817:GLN:HB3	2:Q:127:ARG:HD2	1.59	0.84
1:A:798:LEU:HD21	3:C:126:LEU:HD11	1.60	0.84
1:D:549:SER:O	4:W:46:GLY:HA3	1.77	0.84
1:D:795:ARG:CG	3:F:35:ARG:HH12	1.90	0.84
1:G:708:ARG:HA	1:G:712:PRO:CG	2.06	0.84
1:J:530:MET:HG2	4:W:354:GLN:CG	2.06	0.84
1:M:410:ASN:ND2	4:Z:336:LYS:HG2	1.92	0.84
1:A:732:ILE:HG23	1:A:747:LEU:HB2	1.58	0.84
1:D:640:LYS:CB	1:D:645:SER:OG	2.25	0.84

Continued on next page...

Continued from previous page...

Atom-1	Atom-2	Interatomic distance (Å)	Clash overlap (Å)
1:G:599:ASN:OD1	1:G:649:VAL:CA	2.25	0.84
1:J:149:GLN:HG2	1:J:716:LEU:HD11	1.56	0.84
1:J:640:LYS:C	4:W:23:GLY:O	2.15	0.84
1:P:797:PHE:CD1	3:R:146:ILE:HG23	2.13	0.84
1:P:836:PHE:CE2	2:Q:160:GLY:HA3	2.13	0.84
1:A:410:ASN:ND2	4:8:336:LYS:HG2	1.93	0.84
1:A:640:LYS:CB	1:A:645:SER:OG	2.25	0.84
1:D:630:ALA:C	4:9:25:ASP:OD2	2.15	0.84
1:D:708:ARG:HA	1:D:710:GLY:N	1.91	0.84
1:D:732:ILE:CG2	1:D:747:LEU:HD13	1.34	0.84
1:G:755:HIS:N	1:G:779:ARG:NH1	2.24	0.84
1:J:831:TRP:CZ2	2:K:47:LEU:HD21	2.09	0.84
1:M:202:SER:HA	1:M:207:LYS:HE2	0.85	0.84
1:M:725:ARG:CD	1:M:733:PRO:HB3	2.08	0.84
1:P:542:PHE:CA	4:1:143:TYR:CE1	2.61	0.84
4:Z:237:GLU:HA	4:Z:251:GLY:HA2	1.60	0.84
1:A:204:GLU:H	1:A:207:LYS:HE3	1.42	0.84
1:A:505:MLY:CB	1:A:762:HIS:H	1.90	0.84
1:A:529:PRO:CB	4:8:353:GLN:OE1	2.25	0.84
1:A:530:MET:CG	4:8:354:GLN:CB	2.30	0.84
1:A:795:ARG:CZ	3:C:43:ASN:OD1	2.16	0.84
1:D:648:THR:CG2	1:D:651:ALA:HB2	2.08	0.84
1:G:817:GLN:CD	2:H:127:ARG:CD	2.46	0.84
1:M:543:PRO:HG3	4:Z:143:TYR:O	1.77	0.84
1:P:725:ARG:CD	1:P:733:PRO:HB3	2.08	0.84
1:P:732:ILE:CG2	1:P:747:LEU:HD13	1.34	0.84
2:B:141:PRO:CB	2:B:142:PRO:CD	2.56	0.84
1:D:542:PHE:CA	4:9:143:TYR:CE1	2.61	0.84
1:G:538:GLU:N	4:V:351:THR:N	2.25	0.84
1:G:732:ILE:HG23	1:G:747:LEU:HB2	1.58	0.84
1:J:736:GLN:CA	1:J:743:ALA:HB2	1.95	0.84
1:J:795:ARG:CZ	3:L:116:GLU:CD	2.46	0.84
1:M:635:GLY:HA2	4:Z:334:GLU:CG	2.03	0.84
4:8:287:ILE:CG2	4:V:205:GLU:HG2	2.05	0.84
4:X:237:GLU:HA	4:X:251:GLY:HA2	1.60	0.84
1:A:279:LEU:HB2	1:A:282:GLU:HG3	1.60	0.84
1:D:543:PRO:HG3	4:9:143:TYR:O	1.78	0.84
1:D:640:LYS:C	4:9:23:GLY:O	2.16	0.84
1:D:730:SER:O	1:D:734:GLU:HG3	1.78	0.84
1:G:556:ASP:CG	4:X:47:MET:HE2	1.52	0.84
1:J:202:SER:HA	1:J:207:LYS:HE2	0.85	0.84

Continued on next page...

Continued from previous page...

Atom-1	Atom-2	Interatomic distance (Å)	Clash overlap (Å)
1:M:800:ARG:HB3	3:O:149:VAL:HG22	1.56	0.84
1:P:648:THR:CG2	1:P:651:ALA:HB2	2.08	0.84
4:2:237:GLU:HA	4:2:251:GLY:HA2	1.60	0.84
1:A:502:GLU:CB	1:A:761:GLY:HA3	2.08	0.84
1:A:735:GLY:C	1:A:743:ALA:HB2	1.82	0.84
1:D:831:TRP:NE1	2:E:51:PHE:CZ	2.45	0.84
1:J:505:MLY:CG	1:J:762:HIS:CE1	2.59	0.84
1:J:561:LYS:CE	4:Y:48:GLY:HA3	2.07	0.84
1:J:798:LEU:CD1	3:L:126:LEU:CD1	2.24	0.84
1:M:204:GLU:H	1:M:207:LYS:HE3	1.42	0.84
1:M:410:ASN:OD1	4:Z:334:GLU:CA	2.24	0.84
1:M:826:VAL:HG21	2:N:88:LEU:CD2	2.08	0.84
4:W:291:LYS:HD2	4:Y:243:PRO:CB	2.07	0.84
1:D:410:ASN:OD1	4:9:334:GLU:CA	2.24	0.83
1:G:553:MLY:HH12	4:X:45:VAL:HG11	1.58	0.83
1:J:279:LEU:HB2	1:J:282:GLU:HG3	1.60	0.83
1:J:542:PHE:CA	4:W:143:TYR:CE1	2.61	0.83
1:M:215:GLN:H	1:M:340:ILE:CG1	1.72	0.83
1:M:418:THR:HB	1:M:421:GLU:HG3	1.60	0.83
4:8:237:GLU:HA	4:8:251:GLY:HA2	1.60	0.83
4:V:237:GLU:HA	4:V:251:GLY:HA2	1.60	0.83
1:D:279:LEU:HB2	1:D:282:GLU:HG3	1.60	0.83
1:D:732:ILE:HG23	1:D:747:LEU:HB2	1.58	0.83
1:D:795:ARG:HH21	3:F:116:GLU:CG	1.90	0.83
1:D:795:ARG:HD2	3:F:35:ARG:HH12	1.42	0.83
1:G:279:LEU:HB2	1:G:282:GLU:HG3	1.60	0.83
1:J:732:ILE:CG2	1:J:747:LEU:HD13	1.34	0.83
1:M:629:GLU:CG	1:M:643:GLY:O	2.26	0.83
1:P:279:LEU:HB2	1:P:282:GLU:HG3	1.60	0.83
1:P:797:PHE:CD2	3:R:146:ILE:HG23	2.13	0.83
4:2:287:ILE:HG21	4:4:204:ALA:H	1.43	0.83
4:3:322:PRO:CB	4:5:244:ASP:CB	2.55	0.83
1:A:93:MET:HE2	1:A:715:VAL:HA	0.86	0.83
1:G:730:SER:O	1:G:734:GLU:HG3	1.79	0.83
1:G:755:HIS:H	1:G:779:ARG:NH1	1.76	0.83
1:G:797:PHE:HE2	3:I:126:LEU:HD13	1.42	0.83
1:J:204:GLU:H	1:J:207:LYS:HE3	1.42	0.83
1:J:410:ASN:ND2	4:W:336:LYS:HG2	1.92	0.83
1:M:732:ILE:HG23	1:M:747:LEU:HB2	1.57	0.83
1:M:796:GLY:HA2	3:O:35:ARG:CD	2.06	0.83
1:M:829:TRP:CH2	2:N:87:LYS:CE	2.61	0.83

Continued on next page...

Continued from previous page...

Atom-1	Atom-2	Interatomic distance (Å)	Clash overlap (Å)
1:P:202:SER:HA	1:P:207:LYS:HE2	0.85	0.83
1:P:783:LEU:CB	1:P:786:ILE:HD11	2.08	0.83
1:G:640:LYS:C	4:V:23:GLY:O	2.16	0.83
1:M:732:ILE:HG21	1:M:747:LEU:HD13	0.91	0.83
1:M:795:ARG:HE	3:O:118:MET:HE1	1.43	0.83
4:5:237:GLU:HA	4:5:251:GLY:HA2	1.60	0.83
1:A:410:ASN:OD1	4:8:334:GLU:CA	2.24	0.83
1:A:498:LEU:HD23	1:A:764:MLY:HH22	1.61	0.83
1:A:629:GLU:CG	1:A:643:GLY:O	2.26	0.83
1:D:529:PRO:CB	4:9:353:GLN:OE1	2.25	0.83
1:J:529:PRO:CB	4:W:353:GLN:OE1	2.25	0.83
1:J:725:ARG:CD	1:J:733:PRO:HB3	2.07	0.83
1:J:732:ILE:HG23	1:J:747:LEU:CB	1.85	0.83
1:P:782:MLY:HH22	3:R:83:THR:CB	1.88	0.83
1:P:798:LEU:HD11	3:R:126:LEU:CG	2.08	0.83
4:2:203:THR:HG21	4:Z:288:ASP:OD2	1.78	0.83
1:A:648:THR:CG2	1:A:651:ALA:HB2	2.08	0.83
1:D:202:SER:HA	1:D:207:LYS:HE2	0.85	0.83
1:D:727:LEU:CG	1:D:782:MLY:CD	2.57	0.83
1:D:834:LEU:CD2	2:E:54:MET:CE	2.55	0.83
2:E:141:PRO:CB	2:E:142:PRO:CD	2.56	0.83
1:G:84:MLY:CG	1:G:723:ARG:NE	2.31	0.83
1:G:505:MLY:CD	1:G:762:HIS:NE2	2.41	0.83
1:G:725:ARG:CD	1:G:733:PRO:HB3	2.08	0.83
1:M:648:THR:CG2	1:M:651:ALA:HB2	2.08	0.83
2:N:141:PRO:CB	2:N:142:PRO:CD	2.56	0.83
1:P:529:PRO:CB	4:1:353:GLN:OE1	2.25	0.83
4:W:286:ASP:OD1	4:Y:203:THR:N	2.11	0.83
1:D:819:ASN:OD1	2:E:91:ALA:CA	2.20	0.83
1:G:725:ARG:CZ	1:G:733:PRO:HB3	2.05	0.83
2:H:121:LEU:CA	2:H:128:PHE:CB	2.46	0.83
1:P:630:ALA:C	4:1:25:ASP:OD2	2.15	0.83
1:P:730:SER:O	1:P:734:GLU:HG3	1.78	0.83
1:P:797:PHE:HE2	3:R:126:LEU:HD22	1.43	0.83
4:4:237:GLU:HA	4:4:251:GLY:HA2	1.60	0.83
4:9:286:ASP:OD1	4:W:203:THR:CG2	2.26	0.83
1:A:418:THR:HB	1:A:421:GLU:HG3	1.60	0.83
1:A:538:GLU:OE2	4:8:355:MET:HE3	1.77	0.83
1:A:793:ARG:HH21	3:C:147:MET:CE	1.91	0.83
1:G:93:MET:HA	1:G:714:ARG:N	1.92	0.83
1:G:218:LEU:HB3	1:G:221:GLN:HG3	1.60	0.83

Continued on next page...

Continued from previous page...

Atom-1	Atom-2	Interatomic distance (Å)	Clash overlap (Å)
1:G:418:THR:HB	1:G:421:GLU:HG3	1.60	0.83
1:J:725:ARG:CZ	1:J:733:PRO:HB3	2.06	0.83
1:J:736:GLN:HA	1:J:743:ALA:HB2	1.51	0.83
2:K:141:PRO:CB	2:K:142:PRO:CD	2.56	0.83
1:M:218:LEU:HB3	1:M:221:GLN:HG3	1.61	0.83
1:M:549:SER:HB3	4:2:46:GLY:H	1.02	0.83
1:M:552:ASN:O	4:2:49:GLN:CG	2.27	0.83
1:M:806:MET:C	1:M:807:VAL:CA	2.47	0.83
1:P:410:ASN:ND2	4:1:336:LYS:HG2	1.92	0.83
1:P:629:GLU:CG	1:P:643:GLY:O	2.26	0.83
1:P:640:LYS:CB	1:P:645:SER:OG	2.25	0.83
1:P:817:GLN:HG3	2:Q:128:PHE:CE1	2.13	0.83
1:A:502:GLU:CD	1:A:761:GLY:CA	2.30	0.83
1:A:630:ALA:C	4:8:25:ASP:OD2	2.15	0.83
1:G:543:PRO:HG3	4:V:143:TYR:O	1.78	0.83
1:G:629:GLU:CG	1:G:643:GLY:O	2.26	0.83
1:G:820:VAL:HG11	2:H:136:MET:HE3	1.58	0.83
4:2:203:THR:N	4:Z:287:ILE:CG2	2.42	0.83
4:8:286:ASP:OD1	4:V:203:THR:CG2	2.26	0.83
1:A:553:MLY:HG2	4:V:47:MET:H	1.44	0.83
1:A:725:ARG:CD	1:A:733:PRO:HB3	2.07	0.83
1:A:831:TRP:CZ2	2:B:50:THR:HB	2.14	0.83
1:G:28:GLN:CA	1:G:723:ARG:HH22	1.91	0.83
1:G:819:ASN:HA	2:H:90:GLY:C	1.98	0.83
1:M:730:SER:O	1:M:734:GLU:HG3	1.79	0.83
1:A:641:LYS:HG2	1:A:647:GLN:HG3	1.61	0.82
2:H:141:PRO:CB	2:H:142:PRO:CD	2.56	0.82
1:J:730:SER:O	1:J:734:GLU:HG3	1.78	0.82
1:M:107:MLY:HB3	1:M:686:MET:HE2	1.61	0.82
1:P:543:PRO:HG3	4:1:143:TYR:O	1.77	0.82
2:Q:141:PRO:CB	2:Q:142:PRO:CD	2.56	0.82
1:A:149:GLN:HE21	1:A:718:ALA:HB3	0.99	0.82
1:D:410:ASN:ND2	4:9:336:LYS:HG2	1.93	0.82
1:D:629:GLU:CG	1:D:643:GLY:O	2.26	0.82
1:G:84:MLY:CB	1:G:723:ARG:CD	2.46	0.82
1:G:641:LYS:HG2	1:G:647:GLN:HG3	1.61	0.82
1:G:820:VAL:HG11	2:H:136:MET:CE	2.09	0.82
1:J:648:THR:CG2	1:J:651:ALA:HB2	2.08	0.82
1:J:783:LEU:O	1:J:787:ILE:HB	1.79	0.82
1:P:786:ILE:CA	1:P:787:ILE:N	2.42	0.82
4:7:286:ASP:OD1	4:9:203:THR:CG2	2.26	0.82

Continued on next page...

Continued from previous page...

Atom-1	Atom-2	Interatomic distance (Å)	Clash overlap (Å)
1:D:549:SER:O	4:W:46:GLY:CA	2.27	0.82
1:D:578:HIS:HB3	1:D:592:ILE:HD12	1.62	0.82
1:D:795:ARG:HG2	3:F:118:MET:HE3	1.61	0.82
1:D:813:ILE:CG2	2:E:128:PHE:CE1	2.63	0.82
1:G:218:LEU:HA	1:G:221:GLN:HG2	1.62	0.82
1:M:279:LEU:HB2	1:M:282:GLU:HG3	1.60	0.82
1:M:578:HIS:HD2	1:M:591:ASN:HA	1.45	0.82
1:M:797:PHE:CE2	3:O:146:ILE:CD1	2.61	0.82
1:M:818:TYR:CD1	2:N:127:ARG:NH1	2.47	0.82
1:P:599:ASN:CA	1:P:649:VAL:CB	2.53	0.82
1:P:641:LYS:HG2	1:P:647:GLN:HG3	1.61	0.82
2:Q:121:LEU:CG	2:Q:128:PHE:CA	2.49	0.82
4:3:237:GLU:HA	4:3:251:GLY:HA2	1.60	0.82
4:8:290:ARG:NH1	4:V:202:THR:HG21	1.94	0.82
1:A:538:GLU:N	4:8:351:THR:N	2.25	0.82
1:G:84:MLY:CB	1:G:723:ARG:CZ	2.57	0.82
1:J:107:MLY:HB3	1:J:686:MET:HE2	1.61	0.82
1:J:836:PHE:CE1	2:K:159:HIS:CA	2.61	0.82
1:P:709:LYS:O	1:P:768:MLY:CH1	2.26	0.82
4:4:322:PRO:HB3	4:6:244:ASP:OD2	1.78	0.82
1:A:149:GLN:HG2	1:A:719:ASP:OD1	1.79	0.82
1:J:643:GLY:N	4:W:24:ASP:HA	1.93	0.82
1:M:709:LYS:CA	1:M:710:GLY:N	2.42	0.82
1:P:829:TRP:CH2	2:Q:87:LYS:HE2	2.14	0.82
1:P:836:PHE:CE2	2:Q:160:GLY:CA	2.62	0.82
4:6:237:GLU:HA	4:6:251:GLY:HA2	1.60	0.82
1:A:218:LEU:HD22	1:A:222:ILE:CG1	2.10	0.82
1:A:819:ASN:CB	2:B:90:GLY:O	2.27	0.82
1:G:542:PHE:CA	4:V:143:TYR:HE1	1.93	0.82
1:J:418:THR:HB	1:J:421:GLU:HG3	1.60	0.82
1:J:629:GLU:CG	1:J:643:GLY:O	2.26	0.82
1:J:792:ALA:CB	3:L:42:THR:N	2.41	0.82
1:P:639:GLY:CA	4:1:344:SER:C	2.48	0.82
4:2:287:ILE:HG12	4:4:202:THR:HA	1.48	0.82
1:A:752:ASP:CG	1:A:782:MLY:HD3	2.00	0.82
1:G:480:ILE:HG22	1:G:481:ASN:HD22	1.45	0.82
1:M:480:ILE:HG22	1:M:481:ASN:HD22	1.45	0.82
1:M:639:GLY:CA	4:Z:344:SER:C	2.48	0.82
1:M:795:ARG:HG2	3:O:118:MET:HE3	0.83	0.82
2:N:111:SER:OG	2:N:148:VAL:C	2.15	0.82
1:P:534:SER:O	4:1:351:THR:HG23	1.13	0.82

Continued on next page...

Continued from previous page...

Atom-1	Atom-2	Interatomic distance (Å)	Clash overlap (Å)
1:A:542:PHE:CA	4:8:143:TYR:HE1	1.92	0.82
1:A:769:ALA:O	1:A:772:LEU:N	2.11	0.82
1:D:799:MET:HE1	3:F:32:ASP:HB3	1.58	0.82
1:G:542:PHE:CA	4:V:143:TYR:CE1	2.62	0.82
1:G:648:THR:CG2	1:G:651:ALA:HB2	2.08	0.82
1:G:769:ALA:HB3	1:G:770:GLY:HA2	1.53	0.82
1:J:84:MLY:O	1:J:723:ARG:HD2	1.78	0.82
1:J:543:PRO:HG3	4:W:143:TYR:O	1.77	0.82
1:P:726:VAL:HG22	3:R:85:GLU:CA	2.09	0.82
4:V:325:MET:SD	4:X:244:ASP:HB3	2.19	0.82
1:A:218:LEU:HA	1:A:221:GLN:HG2	1.62	0.82
1:A:505:MLY:CB	1:A:762:HIS:N	2.42	0.82
1:A:792:ALA:HB2	3:C:42:THR:HG22	0.83	0.82
1:D:507:GLY:CA	1:D:762:HIS:CG	2.62	0.82
1:D:549:SER:O	4:W:46:GLY:C	2.18	0.82
1:G:754:ASP:N	1:G:776:GLU:OE1	2.12	0.82
1:J:84:MLY:CH2	1:J:720:PHE:CA	2.46	0.82
1:M:732:ILE:CG2	1:M:747:LEU:HD13	1.34	0.82
1:P:732:ILE:HG21	1:P:747:LEU:HD13	0.91	0.82
1:A:730:SER:O	1:A:734:GLU:HG3	1.78	0.82
1:A:734:GLU:O	1:A:738:MET:CG	2.28	0.82
1:A:823:PHE:CD1	2:B:160:GLY:HA2	2.14	0.82
1:D:800:ARG:O	3:F:149:VAL:CG2	2.27	0.82
1:G:797:PHE:CE1	3:I:146:ILE:CG2	2.61	0.82
1:G:817:GLN:OE1	2:H:127:ARG:CD	2.24	0.82
1:J:578:HIS:HD2	1:J:591:ASN:HA	1.45	0.82
1:M:732:ILE:HG23	1:M:747:LEU:CB	1.84	0.82
1:P:829:TRP:CZ3	2:Q:84:PHE:CZ	2.67	0.82
4:1:110:LEU:C	4:2:195:GLU:HG3	2.00	0.82
1:D:553:MLY:HG2	4:W:47:MET:H	1.43	0.81
1:D:553:MLY:CB	4:W:46:GLY:CA	2.32	0.81
2:E:144:VAL:HG12	2:E:153:ILE:CD1	2.10	0.81
1:J:578:HIS:HB3	1:J:592:ILE:HD12	1.62	0.81
1:J:735:GLY:C	1:J:743:ALA:HB1	1.84	0.81
1:M:578:HIS:HB3	1:M:592:ILE:HD12	1.61	0.81
1:M:641:LYS:HD2	4:Z:348:SER:CA	2.09	0.81
1:M:736:GLN:CA	1:M:743:ALA:HB2	1.95	0.81
1:M:795:ARG:HD2	3:O:35:ARG:HH12	1.45	0.81
1:M:795:ARG:CB	3:O:35:ARG:NH2	2.36	0.81
1:M:826:VAL:HG21	2:N:88:LEU:HD21	1.61	0.81
1:P:641:LYS:HD2	4:1:348:SER:CA	2.09	0.81

Continued on next page...

Continued from previous page...

Atom-1	Atom-2	Interatomic distance (Å)	Clash overlap (Å)
4:2:203:THR:HG22	4:Z:287:ILE:HB	0.88	0.81
4:3:287:ILE:HD13	4:5:203:THR:CB	1.97	0.81
4:9:290:ARG:NH1	4:W:202:THR:HG21	1.94	0.81
1:A:549:SER:O	4:V:46:GLY:C	2.19	0.81
1:D:418:THR:HB	1:D:421:GLU:HG3	1.59	0.81
1:D:639:GLY:CA	4:9:344:SER:C	2.48	0.81
1:G:218:LEU:HD22	1:G:222:ILE:CG1	2.10	0.81
1:J:641:LYS:HD2	4:W:348:SER:CA	2.09	0.81
1:J:754:ASP:HA	1:J:780:ASP:OD2	1.80	0.81
1:J:819:ASN:ND2	2:K:92:ASP:CB	2.39	0.81
1:M:218:LEU:HD22	1:M:222:ILE:CG1	2.10	0.81
1:M:542:PHE:CA	4:Z:143:TYR:HE1	1.92	0.81
1:M:646:PHE:CE2	1:M:652:LEU:HD21	2.14	0.81
2:N:144:VAL:HG12	2:N:153:ILE:CD1	2.10	0.81
1:A:218:LEU:HB3	1:A:221:GLN:HG3	1.61	0.81
1:A:542:PHE:CA	4:8:143:TYR:CE1	2.61	0.81
1:A:553:MLY:NZ	4:V:45:VAL:HA	1.84	0.81
1:D:724:TYR:CA	1:D:782:MLY:CD	2.59	0.81
1:G:148:ARG:NH2	1:G:764:MLY:HH21	1.95	0.81
1:J:218:LEU:HD22	1:J:222:ILE:CG1	2.10	0.81
1:J:538:GLU:CA	4:W:351:THR:H	1.93	0.81
1:J:639:GLY:CA	4:W:344:SER:C	2.48	0.81
1:J:641:LYS:HG2	1:J:647:GLN:HG3	1.61	0.81
1:J:646:PHE:CE2	1:J:652:LEU:HD21	2.15	0.81
1:J:757:GLN:HA	1:J:776:GLU:HG3	1.61	0.81
1:J:829:TRP:CH2	2:K:87:LYS:NZ	2.46	0.81
1:M:218:LEU:CA	1:M:221:GLN:HG2	2.10	0.81
1:M:544:LYS:C	4:2:45:VAL:HG11	1.83	0.81
1:P:218:LEU:HD22	1:P:222:ILE:CG1	2.10	0.81
1:P:232:PHE:CZ	1:P:287:ILE:HD13	2.16	0.81
1:P:418:THR:HB	1:P:421:GLU:HG3	1.60	0.81
1:P:508:ILE:HD13	1:P:766:PHE:HB2	1.62	0.81
1:P:785:GLU:HG3	3:R:81:GLN:HG3	0.81	0.81
1:P:820:VAL:CG1	2:Q:136:MET:CE	2.57	0.81
4:7:237:GLU:HA	4:7:251:GLY:HA2	1.60	0.81
4:7:290:ARG:NH1	4:9:202:THR:HG21	1.94	0.81
4:W:237:GLU:HA	4:W:251:GLY:HA2	1.60	0.81
4:Y:237:GLU:HA	4:Y:251:GLY:HA2	1.60	0.81
1:A:218:LEU:CA	1:A:221:GLN:HG2	2.10	0.81
1:A:549:SER:O	4:V:46:GLY:CA	2.28	0.81
1:A:639:GLY:CA	4:8:344:SER:C	2.48	0.81

Continued on next page...

Continued from previous page...

Atom-1	Atom-2	Interatomic distance (Å)	Clash overlap (Å)
1:D:127:ASN:HD22	1:D:128:PRO:HD2	1.45	0.81
1:D:641:LYS:HD2	4:9:348:SER:CA	2.10	0.81
1:D:646:PHE:CE2	1:D:652:LEU:HD21	2.14	0.81
1:G:84:MLY:HB3	1:G:723:ARG:CZ	2.11	0.81
1:G:218:LEU:CA	1:G:221:GLN:HG2	2.10	0.81
1:G:571:ALA:O	1:G:572:LYS:CG	2.28	0.81
1:J:232:PHE:CZ	1:J:287:ILE:HD13	2.16	0.81
1:M:95:THR:CB	1:M:770:GLY:HA2	2.09	0.81
1:M:795:ARG:CZ	3:O:116:GLU:CD	2.43	0.81
1:P:84:MLY:HD3	1:P:776:GLU:OE1	1.81	0.81
1:P:218:LEU:HA	1:P:221:GLN:HG2	1.62	0.81
1:P:726:VAL:HG13	1:P:782:MLY:HH23	1.62	0.81
1:P:736:GLN:CA	1:P:743:ALA:HB2	1.95	0.81
1:D:641:LYS:HG2	1:D:647:GLN:HG3	1.60	0.81
1:G:567:LYS:HZ3	4:X:92:ASN:ND2	1.76	0.81
1:G:734:GLU:O	1:G:738:MET:CG	2.28	0.81
1:J:215:GLN:N	1:J:340:ILE:CD1	2.44	0.81
1:J:734:GLU:O	1:J:738:MET:CG	2.28	0.81
1:M:538:GLU:CA	4:Z:351:THR:H	1.93	0.81
1:M:724:TYR:CE1	1:M:775:LEU:CB	2.62	0.81
1:M:786:ILE:C	1:M:787:ILE:N	2.34	0.81
1:M:838:ILE:CD1	2:N:54:MET:HE3	1.98	0.81
1:P:215:GLN:N	1:P:340:ILE:CD1	2.44	0.81
4:3:322:PRO:CB	4:5:244:ASP:OD2	2.27	0.81
1:A:732:ILE:HG23	1:A:747:LEU:CB	1.85	0.81
1:A:732:ILE:HG22	1:A:747:LEU:HD12	0.81	0.81
1:D:215:GLN:N	1:D:340:ILE:CD1	2.44	0.81
1:D:480:ILE:HG22	1:D:481:ASN:HD22	1.45	0.81
1:G:215:GLN:N	1:G:340:ILE:CD1	2.44	0.81
1:G:639:GLY:CA	4:V:344:SER:C	2.48	0.81
1:J:218:LEU:HA	1:J:221:GLN:HG2	1.62	0.81
1:J:640:LYS:CB	1:J:645:SER:OG	2.25	0.81
1:M:571:ALA:O	1:M:572:LYS:CG	2.28	0.81
1:P:643:GLY:N	4:1:24:ASP:HA	1.94	0.81
1:P:795:ARG:NE	3:R:43:ASN:OD1	2.12	0.81
1:A:215:GLN:N	1:A:340:ILE:CD1	2.44	0.81
1:A:502:GLU:CG	1:A:764:MLY:O	2.28	0.81
1:A:732:ILE:CG2	1:A:747:LEU:HD13	1.34	0.81
1:D:578:HIS:HD2	1:D:591:ASN:HA	1.45	0.81
1:D:643:GLY:N	4:9:24:ASP:HA	1.93	0.81
1:M:292:MET:HE3	1:M:309:PRO:HA	1.62	0.81

Continued on next page...

Continued from previous page...

Atom-1	Atom-2	Interatomic distance (Å)	Clash overlap (Å)
1:P:538:GLU:CA	4:1:351:THR:H	1.93	0.81
4:1:245:GLY:H	4:Y:291:LYS:CG	1.80	0.81
1:D:218:LEU:HD22	1:D:222:ILE:CG1	2.10	0.81
1:D:721:LYS:CA	1:D:736:GLN:NE2	2.43	0.81
1:G:641:LYS:HD2	4:V:348:SER:CA	2.10	0.81
2:H:144:VAL:HG12	2:H:153:ILE:CD1	2.09	0.81
2:H:144:VAL:CA	2:H:153:ILE:HD11	2.11	0.81
1:J:792:ALA:H	3:L:42:THR:HG22	1.01	0.81
1:M:127:ASN:HD22	1:M:128:PRO:HD2	1.45	0.81
1:P:786:ILE:CG2	1:P:787:ILE:H	1.92	0.81
1:P:797:PHE:HD1	3:R:146:ILE:O	1.56	0.81
4:1:166:TYR:OH	4:3:64:ILE:CG2	2.29	0.81
4:1:237:GLU:HA	4:1:251:GLY:HA2	1.60	0.81
4:9:237:GLU:HA	4:9:251:GLY:HA2	1.60	0.81
4:X:223:PHE:HE1	4:X:255:PHE:HB2	1.46	0.81
1:A:641:LYS:HD2	4:8:348:SER:CA	2.10	0.81
1:A:643:GLY:N	4:8:24:ASP:HA	1.93	0.81
1:D:530:MET:HE3	4:9:354:GLN:HG2	1.62	0.81
1:D:553:MLY:NZ	4:W:45:VAL:HA	1.84	0.81
1:G:538:GLU:CA	4:V:351:THR:H	1.92	0.81
1:G:795:ARG:HB2	3:I:35:ARG:NH1	1.94	0.81
1:G:830:PRO:CB	2:H:67:MET:CE	2.58	0.81
1:J:374:GLN:HG3	1:J:375:ALA:N	1.96	0.81
1:J:567:LYS:HZ1	4:Y:92:ASN:HD22	1.28	0.81
1:J:599:ASN:CA	1:J:649:VAL:CB	2.53	0.81
1:M:732:ILE:HG22	1:M:747:LEU:HD12	0.81	0.81
4:6:223:PHE:HE1	4:6:255:PHE:HB2	1.46	0.81
4:Z:223:PHE:HE1	4:Z:255:PHE:HB2	1.46	0.81
1:A:149:GLN:NE2	1:A:718:ALA:HB2	1.93	0.81
1:A:480:ILE:HG22	1:A:481:ASN:HD22	1.45	0.81
1:A:550:PHE:CA	4:V:46:GLY:CA	2.59	0.81
1:A:578:HIS:HB3	1:A:592:ILE:HD12	1.61	0.81
1:A:646:PHE:CE2	1:A:652:LEU:HD21	2.15	0.81
1:G:643:GLY:N	4:V:24:ASP:HA	1.94	0.81
1:J:127:ASN:HD22	1:J:128:PRO:HD2	1.45	0.81
2:K:144:VAL:CA	2:K:153:ILE:HD11	2.11	0.81
1:M:821:ARG:HH21	2:N:127:ARG:HG2	1.01	0.81
1:P:734:GLU:O	1:P:738:MET:CG	2.28	0.81
4:5:223:PHE:HE1	4:5:255:PHE:HB2	1.46	0.81
4:W:223:PHE:HE1	4:W:255:PHE:HB2	1.46	0.81
1:A:571:ALA:O	1:A:572:LYS:CG	2.28	0.80

Continued on next page...

Continued from previous page...

Atom-1	Atom-2	Interatomic distance (Å)	Clash overlap (Å)
1:D:538:GLU:CA	4:9:351:THR:H	1.93	0.80
1:D:734:GLU:O	1:D:738:MET:CG	2.28	0.80
1:D:831:TRP:CH2	2:E:47:LEU:HD23	2.15	0.80
2:E:141:PRO:CB	2:E:142:PRO:HD2	2.12	0.80
2:E:144:VAL:CA	2:E:153:ILE:HD11	2.11	0.80
1:G:829:TRP:CH2	2:H:83:MET:HE3	2.16	0.80
1:J:505:MLY:HD2	1:J:762:HIS:HE1	1.44	0.80
1:J:732:ILE:HG22	1:J:747:LEU:HD12	0.81	0.80
1:M:542:PHE:CA	4:Z:143:TYR:CE1	2.61	0.80
2:N:144:VAL:CA	2:N:153:ILE:HD11	2.11	0.80
1:P:578:HIS:HD2	1:P:591:ASN:HA	1.45	0.80
4:3:223:PHE:HE1	4:3:255:PHE:HB2	1.46	0.80
1:A:502:GLU:CG	1:A:761:GLY:N	2.42	0.80
1:A:538:GLU:CA	4:8:351:THR:H	1.93	0.80
2:B:141:PRO:HB2	2:B:142:PRO:CD	2.12	0.80
1:D:795:ARG:CB	3:F:35:ARG:CZ	2.41	0.80
1:G:732:ILE:HG21	1:G:747:LEU:HD13	0.91	0.80
1:J:218:LEU:CA	1:J:221:GLN:HG2	2.10	0.80
1:J:409:GLY:N	1:J:636:LYS:CG	2.44	0.80
1:J:542:PHE:CA	4:W:143:TYR:HE1	1.92	0.80
1:J:784:ALA:O	1:J:788:THR:N	2.14	0.80
1:M:552:ASN:ND2	4:2:47:MET:HB3	1.97	0.80
1:M:725:ARG:HH11	3:O:89:GLU:HG2	1.46	0.80
1:P:218:LEU:CA	1:P:221:GLN:HG2	2.10	0.80
2:Q:144:VAL:CA	2:Q:153:ILE:HD11	2.11	0.80
4:4:223:PHE:HE1	4:4:255:PHE:HB2	1.46	0.80
1:A:97:LEU:HD23	1:A:712:PRO:CB	2.05	0.80
1:A:797:PHE:CE2	3:C:126:LEU:HD22	2.13	0.80
1:D:232:PHE:CZ	1:D:287:ILE:HD13	2.16	0.80
1:G:732:ILE:CG2	1:G:747:LEU:HD13	1.34	0.80
3:I:49:ILE:N	3:I:52:ASN:ND2	2.29	0.80
1:J:480:ILE:HG22	1:J:481:ASN:HD22	1.45	0.80
1:M:215:GLN:N	1:M:340:ILE:CD1	2.44	0.80
1:M:641:LYS:HG2	1:M:647:GLN:HG3	1.61	0.80
1:M:797:PHE:CE1	3:O:149:VAL:HG11	2.14	0.80
2:N:141:PRO:HB2	2:N:142:PRO:CD	2.11	0.80
1:P:571:ALA:O	1:P:572:LYS:CG	2.28	0.80
1:P:578:HIS:HB3	1:P:592:ILE:HD12	1.62	0.80
1:P:713:SER:HB3	1:P:772:LEU:CD2	2.05	0.80
2:B:144:VAL:CA	2:B:153:ILE:HD11	2.11	0.80
1:D:542:PHE:CA	4:9:143:TYR:HE1	1.92	0.80

Continued on next page...

Continued from previous page...

Atom-1	Atom-2	Interatomic distance (Å)	Clash overlap (Å)
1:D:732:ILE:HG22	1:D:747:LEU:HD12	0.81	0.80
2:H:117:LEU:CB	2:H:147:ASN:ND2	2.35	0.80
2:K:141:PRO:CB	2:K:142:PRO:HD2	2.12	0.80
1:M:767:PHE:CE2	1:M:772:LEU:HD11	2.16	0.80
4:9:223:PHE:HE1	4:9:255:PHE:HB2	1.46	0.80
1:A:28:GLN:NE2	1:A:723:ARG:HH21	1.77	0.80
1:A:819:ASN:HD22	2:B:90:GLY:C	1.79	0.80
1:D:550:PHE:CA	4:W:46:GLY:CA	2.59	0.80
3:F:49:ILE:N	3:F:52:ASN:ND2	2.29	0.80
1:G:578:HIS:HD2	1:G:591:ASN:HA	1.45	0.80
1:G:791:GLN:HE22	3:I:115:GLY:HA2	1.42	0.80
1:G:818:TYR:HB3	2:H:90:GLY:HA3	1.64	0.80
2:H:141:PRO:CB	2:H:142:PRO:HD2	2.12	0.80
1:P:732:ILE:HG22	1:P:747:LEU:HD12	0.81	0.80
1:P:735:GLY:C	1:P:743:ALA:HB2	1.82	0.80
4:2:202:THR:HB	4:Z:287:ILE:CB	2.11	0.80
4:2:324:THR:CG2	4:4:244:ASP:CA	2.59	0.80
1:G:538:GLU:OE2	4:V:355:MET:HE3	1.82	0.80
1:G:646:PHE:CE2	1:G:652:LEU:HD21	2.14	0.80
1:G:721:LYS:CA	1:G:736:GLN:NE2	2.43	0.80
1:M:542:PHE:HA	4:Z:143:TYR:HE1	1.34	0.80
1:P:548:THR:HG21	4:3:49:GLN:H	1.45	0.80
1:A:291:ILE:HA	1:A:331:LEU:HD11	1.64	0.80
1:A:578:HIS:HD2	1:A:591:ASN:HA	1.45	0.80
1:A:735:GLY:C	1:A:743:ALA:HB1	1.84	0.80
1:G:232:PHE:CZ	1:G:287:ILE:HD13	2.16	0.80
1:J:571:ALA:O	1:J:572:LYS:CG	2.28	0.80
1:J:754:ASP:CG	1:J:780:ASP:OD2	2.19	0.80
1:M:643:GLY:N	4:Z:24:ASP:HA	1.94	0.80
1:M:721:LYS:CA	1:M:736:GLN:NE2	2.43	0.80
1:M:734:GLU:O	1:M:738:MET:CG	2.28	0.80
1:P:95:THR:HG21	1:P:773:GLY:CA	2.12	0.80
1:P:709:LYS:N	1:P:710:GLY:N	2.30	0.80
1:P:786:ILE:C	1:P:787:ILE:CA	2.49	0.80
1:A:232:PHE:CZ	1:A:287:ILE:HD13	2.16	0.80
1:D:599:ASN:CA	1:D:649:VAL:CB	2.53	0.80
1:G:557:GLU:HB2	4:X:46:GLY:C	2.00	0.80
1:G:834:LEU:CD1	2:H:51:PHE:CE1	2.64	0.80
1:J:721:LYS:CA	1:J:736:GLN:NE2	2.43	0.80
1:M:792:ALA:CB	3:O:42:THR:HG22	2.07	0.80
1:M:817:GLN:HG2	2:N:127:ARG:HD2	1.62	0.80

Continued on next page...

Continued from previous page...

Atom-1	Atom-2	Interatomic distance (Å)	Clash overlap (Å)
1:P:291:ILE:HA	1:P:331:LEU:HD11	1.64	0.80
1:P:506:GLU:C	1:P:761:GLY:CA	2.50	0.80
1:P:530:MET:CG	4:1:354:GLN:CB	2.30	0.80
3:R:49:ILE:N	3:R:52:ASN:ND2	2.29	0.80
1:A:127:ASN:HD22	1:A:128:PRO:HD2	1.45	0.80
1:A:149:GLN:CB	1:A:719:ASP:H	1.94	0.80
1:A:530:MET:HE1	4:8:355:MET:SD	2.22	0.80
1:A:800:ARG:C	3:C:149:VAL:HG21	2.03	0.80
1:D:166:MET:HE1	1:D:254:PHE:HB2	1.64	0.80
1:D:374:GLN:HG3	1:D:375:ALA:N	1.96	0.80
1:G:93:MET:SD	1:G:716:LEU:N	2.55	0.80
1:G:127:ASN:HD22	1:G:128:PRO:HD2	1.45	0.80
1:G:578:HIS:HB3	1:G:592:ILE:HD12	1.62	0.80
1:M:232:PHE:CZ	1:M:287:ILE:HD13	2.16	0.80
1:P:127:ASN:HD22	1:P:128:PRO:HD2	1.45	0.80
1:P:292:MET:HE3	1:P:309:PRO:HA	1.64	0.80
1:P:725:ARG:CZ	1:P:733:PRO:HB3	2.06	0.80
1:A:800:ARG:O	3:C:149:VAL:CG2	2.30	0.80
1:D:218:LEU:CA	1:D:221:GLN:HG2	2.10	0.80
2:E:111:SER:OG	2:E:148:VAL:C	2.15	0.80
1:G:291:ILE:HA	1:G:331:LEU:HD11	1.64	0.80
1:G:530:MET:HE1	4:V:355:MET:SD	2.22	0.80
1:J:538:GLU:OE2	4:W:355:MET:HE3	1.79	0.80
1:P:795:ARG:HD2	3:R:35:ARG:NH1	1.97	0.80
1:P:829:TRP:CH2	2:Q:87:LYS:CE	2.64	0.80
4:X:288:ASP:N	4:Z:202:THR:OG1	2.09	0.80
1:A:374:GLN:HG3	1:A:375:ALA:N	1.96	0.79
1:J:291:ILE:HA	1:J:331:LEU:HD11	1.64	0.79
1:J:641:LYS:HD2	1:J:647:GLN:OE1	1.81	0.79
1:J:831:TRP:HE1	2:K:67:MET:CB	1.93	0.79
1:M:218:LEU:HA	1:M:221:GLN:HG2	1.62	0.79
1:M:374:GLN:HG3	1:M:375:ALA:N	1.96	0.79
4:1:205:GLU:CG	4:Y:287:ILE:CB	2.33	0.79
4:V:223:PHE:HE1	4:V:255:PHE:HB2	1.46	0.79
1:J:831:TRP:NE1	2:K:67:MET:HB3	1.94	0.79
1:P:506:GLU:CB	1:P:761:GLY:HA3	2.12	0.79
4:7:223:PHE:HE1	4:7:255:PHE:HB2	1.46	0.79
1:D:409:GLY:N	1:D:636:LYS:CG	2.44	0.79
2:H:141:PRO:HB2	2:H:142:PRO:CD	2.11	0.79
1:M:407:GLY:HA2	1:M:412:ALA:HA	1.65	0.79
1:P:374:GLN:HG3	1:P:375:ALA:N	1.96	0.79

Continued on next page...

Continued from previous page...

Atom-1	Atom-2	Interatomic distance (Å)	Clash overlap (Å)
3:R:50:LEU:C	3:R:53:PRO:HD2	2.03	0.79
4:1:110:LEU:O	4:2:195:GLU:CB	2.30	0.79
4:1:201:VAL:H	4:Y:287:ILE:HG12	1.03	0.79
1:A:93:MET:HG2	1:A:715:VAL:CG2	2.11	0.79
1:A:754:ASP:OD2	1:A:778:MET:HE1	1.81	0.79
1:G:409:GLY:N	1:G:636:LYS:CG	2.44	0.79
1:G:538:GLU:HG3	4:V:351:THR:C	2.02	0.79
1:G:732:ILE:HG22	1:G:747:LEU:HD12	0.81	0.79
1:G:797:PHE:CD1	3:I:146:ILE:CG2	2.58	0.79
1:J:166:MET:HE1	1:J:254:PHE:HB2	1.64	0.79
2:N:141:PRO:CB	2:N:142:PRO:HD2	2.11	0.79
1:P:542:PHE:CA	4:1:143:TYR:HE1	1.92	0.79
1:P:725:ARG:CB	3:R:85:GLU:HG2	1.99	0.79
1:P:782:MLY:HH23	3:R:83:THR:OG1	1.82	0.79
2:Q:141:PRO:HB2	2:Q:142:PRO:CD	2.12	0.79
2:B:117:LEU:HB2	2:B:147:ASN:HD21	1.47	0.79
1:D:550:PHE:N	4:W:46:GLY:HA3	1.97	0.79
1:D:727:LEU:HG	1:D:782:MLY:CE	2.04	0.79
1:D:831:TRP:NE1	2:E:67:MET:SD	2.56	0.79
3:L:49:ILE:N	3:L:52:ASN:ND2	2.30	0.79
1:M:291:ILE:HA	1:M:331:LEU:HD11	1.64	0.79
1:M:530:MET:HE3	4:Z:354:GLN:HG2	1.63	0.79
1:M:783:LEU:HG	1:M:786:ILE:HD11	0.80	0.79
3:O:49:ILE:N	3:O:52:ASN:ND2	2.30	0.79
2:Q:141:PRO:CB	2:Q:142:PRO:HD2	2.12	0.79
4:1:173:HIS:CD2	4:2:268:GLY:HA3	2.18	0.79
4:X:324:THR:HB	4:Z:246:GLN:HA	1.63	0.79
1:A:550:PHE:HA	4:V:46:GLY:HA2	1.65	0.79
1:A:550:PHE:N	4:V:46:GLY:HA3	1.97	0.79
1:A:754:ASP:OD2	1:A:774:LEU:HD23	1.83	0.79
2:B:54:MET:CA	2:H:21:GLU:OE1	2.29	0.79
2:B:141:PRO:CB	2:B:142:PRO:HD2	2.11	0.79
1:D:831:TRP:CH2	2:E:34:ILE:CG2	2.62	0.79
2:E:141:PRO:HB2	2:E:142:PRO:CD	2.12	0.79
2:K:117:LEU:HB2	2:K:147:ASN:HD21	1.47	0.79
1:P:480:ILE:HG22	1:P:481:ASN:HD22	1.45	0.79
1:A:407:GLY:HA2	1:A:412:ALA:HA	1.65	0.79
1:D:291:ILE:HA	1:D:331:LEU:HD11	1.64	0.79
1:D:641:LYS:CE	1:D:647:GLN:CG	2.61	0.79
1:G:817:GLN:CD	2:H:127:ARG:HB2	2.02	0.79
1:M:831:TRP:HZ3	2:N:34:ILE:HD13	1.48	0.79

Continued on next page...

Continued from previous page...

Atom-1	Atom-2	Interatomic distance (Å)	Clash overlap (Å)
1:P:530:MET:HE3	4:1:354:GLN:HG2	1.64	0.79
1:P:797:PHE:CE1	3:R:146:ILE:HG23	2.18	0.79
2:Q:144:VAL:HG12	2:Q:153:ILE:CD1	2.10	0.79
4:1:223:PHE:HE1	4:1:255:PHE:HB2	1.46	0.79
4:2:288:ASP:N	4:4:203:THR:CG2	2.45	0.79
1:D:410:ASN:CG	4:9:334:GLU:CA	2.48	0.79
1:G:148:ARG:NE	1:G:764:MLY:HH21	1.97	0.79
1:M:409:GLY:N	1:M:636:LYS:CG	2.44	0.79
3:C:49:ILE:N	3:C:52:ASN:ND2	2.29	0.79
3:C:50:LEU:C	3:C:53:PRO:HD2	2.04	0.79
1:G:537:GLU:O	4:V:350:SER:N	2.16	0.79
1:J:732:ILE:HG21	1:J:747:LEU:HD13	0.91	0.79
1:J:789:ALA:CB	3:L:81:GLN:CD	2.50	0.79
1:M:641:LYS:CE	1:M:647:GLN:HB2	2.13	0.79
1:P:174:SER:CB	1:P:667:THR:HG21	2.13	0.79
1:P:407:GLY:HA2	1:P:412:ALA:HA	1.65	0.79
4:2:244:ASP:HB3	4:Z:322:PRO:CB	2.13	0.79
4:8:223:PHE:HE1	4:8:255:PHE:HB2	1.46	0.79
1:A:753:VAL:CG1	1:A:775:LEU:CG	2.23	0.79
1:A:819:ASN:CG	2:B:90:GLY:O	2.20	0.79
2:E:121:LEU:CG	2:E:128:PHE:CA	2.48	0.79
1:G:769:ALA:O	1:G:773:GLY:HA3	1.83	0.79
3:L:50:LEU:C	3:L:53:PRO:HD2	2.03	0.79
4:4:322:PRO:HB3	4:6:244:ASP:CB	2.10	0.79
4:7:287:ILE:HB	4:9:204:ALA:N	1.98	0.79
1:A:641:LYS:CE	1:A:647:GLN:HB2	2.13	0.78
3:I:50:LEU:C	3:I:53:PRO:HD2	2.03	0.78
1:J:642:LYS:HG2	4:W:22:ALA:HA	1.65	0.78
1:M:538:GLU:OE2	4:Z:355:MET:HE3	1.81	0.78
1:M:599:ASN:CA	1:M:649:VAL:CB	2.53	0.78
1:P:642:LYS:HG2	4:1:22:ALA:HA	1.65	0.78
1:P:818:TYR:CE1	2:Q:127:ARG:NH1	2.50	0.78
4:W:324:THR:HG23	4:Y:247:VAL:H	1.45	0.78
1:D:218:LEU:HA	1:D:221:GLN:HG2	1.62	0.78
1:G:407:GLY:HA2	1:G:412:ALA:HA	1.65	0.78
1:G:642:LYS:CG	4:V:23:GLY:H	1.76	0.78
1:G:755:HIS:CG	1:G:779:ARG:HH12	1.99	0.78
2:K:144:VAL:HG12	2:K:153:ILE:CD1	2.10	0.78
1:P:783:LEU:CA	1:P:786:ILE:HG13	2.13	0.78
4:2:223:PHE:HE1	4:2:255:PHE:HB2	1.46	0.78
4:X:324:THR:CG2	4:Z:247:VAL:HG22	2.12	0.78

Continued on next page...

Continued from previous page...

Atom-1	Atom-2	Interatomic distance (Å)	Clash overlap (Å)
4:Y:223:PHE:HE1	4:Y:255:PHE:HB2	1.46	0.78
1:A:149:GLN:HG2	1:A:719:ASP:CB	2.12	0.78
1:A:732:ILE:HG21	1:A:747:LEU:HD13	0.91	0.78
2:B:144:VAL:HG12	2:B:153:ILE:CD1	2.09	0.78
1:D:537:GLU:O	4:9:350:SER:N	2.16	0.78
1:D:538:GLU:HG3	4:9:351:THR:C	2.03	0.78
1:D:721:LYS:HG2	1:D:736:GLN:CD	1.86	0.78
1:G:28:GLN:O	1:G:723:ARG:NH2	2.16	0.78
1:G:374:GLN:HG3	1:G:375:ALA:N	1.96	0.78
1:J:537:GLU:O	4:W:350:SER:N	2.16	0.78
2:K:141:PRO:HB2	2:K:142:PRO:CD	2.12	0.78
3:O:50:LEU:C	3:O:53:PRO:HD2	2.03	0.78
4:9:287:ILE:HB	4:W:204:ALA:N	1.97	0.78
1:D:571:ALA:O	1:D:572:LYS:CG	2.29	0.78
1:D:831:TRP:CZ2	2:E:47:LEU:CB	2.64	0.78
1:G:174:SER:CB	1:G:667:THR:HG21	2.13	0.78
1:J:538:GLU:HG3	4:W:351:THR:C	2.03	0.78
1:M:537:GLU:O	4:Z:350:SER:N	2.16	0.78
1:M:707:CYS:O	1:M:710:GLY:N	2.16	0.78
4:1:167:GLU:HB3	4:3:41:GLN:O	1.84	0.78
1:A:409:GLY:N	1:A:636:LYS:CG	2.44	0.78
1:A:537:GLU:O	4:8:350:SER:N	2.16	0.78
1:A:639:GLY:CA	4:8:345:ILE:N	2.47	0.78
1:D:174:SER:CB	1:D:667:THR:HG21	2.13	0.78
1:D:407:GLY:HA2	1:D:412:ALA:HA	1.65	0.78
1:G:646:PHE:HE2	1:G:652:LEU:CD2	1.97	0.78
2:H:117:LEU:HB2	2:H:147:ASN:HD21	1.47	0.78
1:J:97:LEU:CD2	1:J:712:PRO:HB2	2.13	0.78
1:J:534:SER:O	4:W:351:THR:HG23	1.13	0.78
1:M:715:VAL:HG21	1:M:772:LEU:CD2	2.14	0.78
1:M:735:GLY:C	1:M:743:ALA:HB1	1.84	0.78
1:P:219:GLU:O	1:P:223:ILE:HG13	1.84	0.78
2:Q:111:SER:OG	2:Q:148:VAL:C	2.15	0.78
4:1:201:VAL:N	4:Y:287:ILE:CG1	2.02	0.78
4:3:290:ARG:HH21	4:5:202:THR:HG23	1.41	0.78
1:A:481:ASN:HD22	1:A:481:ASN:N	1.82	0.78
1:A:649:VAL:HG12	1:A:649:VAL:C	1.99	0.78
1:A:725:ARG:CZ	1:A:733:PRO:HB3	2.06	0.78
2:B:150:TYR:C	2:B:151:LYS:CG	2.49	0.78
1:G:817:GLN:HG2	2:H:127:ARG:HB2	1.64	0.78
1:M:51:THR:O	1:M:62:VAL:HG13	1.84	0.78

Continued on next page...

Continued from previous page...

Atom-1	Atom-2	Interatomic distance (Å)	Clash overlap (Å)
1:M:545:ALA:CA	4:2:45:VAL:HG13	2.14	0.78
1:P:641:LYS:CE	1:P:647:GLN:HB2	2.13	0.78
4:3:322:PRO:HB2	4:5:244:ASP:HB2	1.66	0.78
1:D:642:LYS:HG2	4:9:22:ALA:HA	1.65	0.78
1:D:646:PHE:HE2	1:D:652:LEU:CD2	1.97	0.78
1:G:51:THR:O	1:G:62:VAL:HG13	1.84	0.78
1:J:641:LYS:CE	1:J:647:GLN:HB2	2.13	0.78
4:2:324:THR:CB	4:4:244:ASP:HA	2.14	0.78
1:D:51:THR:O	1:D:62:VAL:HG13	1.84	0.78
1:J:496:PHE:CD2	1:J:514:ASP:HA	2.19	0.78
1:M:481:ASN:HD22	1:M:481:ASN:N	1.82	0.78
1:M:639:GLY:CA	4:Z:345:ILE:N	2.47	0.78
2:N:117:LEU:HB2	2:N:147:ASN:HD21	1.47	0.78
1:P:51:THR:O	1:P:62:VAL:HG13	1.84	0.78
1:P:537:GLU:O	4:1:350:SER:N	2.16	0.78
1:P:721:LYS:CA	1:P:736:GLN:NE2	2.43	0.78
1:P:821:ARG:HH22	2:Q:127:ARG:CG	1.82	0.78
4:4:223:PHE:HD2	4:4:312:ARG:HH21	1.32	0.78
1:D:496:PHE:CD2	1:D:514:ASP:HA	2.19	0.78
1:D:550:PHE:HA	4:W:46:GLY:HA2	1.64	0.78
3:F:49:ILE:N	3:F:52:ASN:HD22	1.82	0.78
1:G:732:ILE:HG23	1:G:747:LEU:CB	1.85	0.78
2:H:121:LEU:CG	2:H:128:PHE:CA	2.49	0.78
1:J:174:SER:CB	1:J:667:THR:HG21	2.13	0.78
1:J:756:THR:HG21	1:J:776:GLU:HA	1.60	0.78
1:M:410:ASN:CG	4:Z:334:GLU:CA	2.47	0.78
1:P:409:GLY:N	1:P:636:LYS:CG	2.44	0.78
1:P:496:PHE:CD2	1:P:514:ASP:HA	2.19	0.78
4:2:287:ILE:CB	4:4:203:THR:HG22	2.14	0.78
1:A:174:SER:CB	1:A:667:THR:HG21	2.13	0.78
1:A:505:MLY:HG3	1:A:741:LYS:NZ	1.98	0.78
1:A:818:TYR:CB	2:B:90:GLY:N	2.47	0.78
1:A:831:TRP:HH2	2:B:50:THR:HB	0.88	0.78
1:D:641:LYS:CE	1:D:647:GLN:HB2	2.13	0.78
3:F:3:SER:O	3:F:4:LYS:HB2	1.84	0.78
3:F:50:LEU:C	3:F:53:PRO:HD2	2.03	0.78
1:G:641:LYS:CE	1:G:647:GLN:HB2	2.13	0.78
2:H:111:SER:OG	2:H:148:VAL:C	2.15	0.78
1:J:639:GLY:CA	4:W:345:ILE:N	2.47	0.78
1:J:646:PHE:HE2	1:J:652:LEU:CD2	1.97	0.78
1:J:793:ARG:NH1	3:L:40:ASN:ND2	2.32	0.78

Continued on next page...

Continued from previous page...

Atom-1	Atom-2	Interatomic distance (Å)	Clash overlap (Å)
2:K:111:SER:OG	2:K:148:VAL:C	2.15	0.78
3:L:49:ILE:N	3:L:52:ASN:HD22	1.82	0.78
1:P:641:LYS:CE	1:P:647:GLN:CG	2.61	0.78
1:P:713:SER:HB3	1:P:772:LEU:HD23	1.63	0.78
1:P:799:MET:CE	3:R:32:ASP:HB3	2.13	0.78
4:2:202:THR:HB	4:Z:287:ILE:HG23	0.78	0.78
4:2:324:THR:OG1	4:4:244:ASP:N	2.17	0.78
4:X:287:ILE:CB	4:Z:201:VAL:HG23	2.13	0.78
1:A:149:GLN:HB2	1:A:718:ALA:HB1	1.65	0.77
1:G:649:VAL:HG12	1:G:649:VAL:C	1.98	0.77
1:M:496:PHE:CD2	1:M:514:ASP:HA	2.19	0.77
1:P:538:GLU:HG3	4:1:351:THR:C	2.03	0.77
1:P:639:GLY:CA	4:1:345:ILE:N	2.47	0.77
4:6:223:PHE:HD2	4:6:312:ARG:HH21	1.33	0.77
4:Z:223:PHE:HD2	4:Z:312:ARG:HH21	1.32	0.77
1:A:149:GLN:HA	1:A:719:ASP:OD1	1.83	0.77
1:A:646:PHE:HE2	1:A:652:LEU:CD2	1.97	0.77
1:A:797:PHE:CZ	3:C:146:ILE:HD12	1.99	0.77
1:D:641:LYS:HD2	1:D:647:GLN:OE1	1.81	0.77
1:G:28:GLN:CG	1:G:723:ARG:HH12	1.97	0.77
1:M:537:GLU:HG3	4:Z:350:SER:O	1.78	0.77
1:P:107:MLY:HB3	1:P:686:MET:HE2	1.66	0.77
1:A:797:PHE:CE1	3:C:146:ILE:C	2.57	0.77
1:D:219:GLU:O	1:D:223:ILE:HG13	1.84	0.77
1:D:557:GLU:N	4:W:48:GLY:HA3	1.90	0.77
1:G:641:LYS:HD2	1:G:647:GLN:OE1	1.81	0.77
1:G:795:ARG:CZ	3:I:116:GLU:HB3	2.14	0.77
1:J:149:GLN:HB3	1:J:716:LEU:HD21	1.65	0.77
1:J:218:LEU:HD22	1:J:222:ILE:HG12	1.67	0.77
1:P:795:ARG:HB3	3:R:35:ARG:HH12	1.22	0.77
4:2:223:PHE:HD2	4:2:312:ARG:HH21	1.33	0.77
1:D:639:GLY:CA	4:9:345:ILE:N	2.47	0.77
1:G:817:GLN:CG	2:H:127:ARG:HD2	2.13	0.77
1:J:407:GLY:HA2	1:J:412:ALA:HA	1.65	0.77
1:J:733:PRO:C	1:J:737:PHE:HD1	1.88	0.77
1:M:546:THR:OG1	4:2:45:VAL:O	2.03	0.77
1:M:819:ASN:OD1	2:N:92:ASP:CA	2.33	0.77
1:A:51:THR:O	1:A:62:VAL:HG13	1.84	0.77
1:A:538:GLU:HG3	4:8:351:THR:C	2.03	0.77
1:A:635:GLY:HA3	4:8:341:ILE:CD1	2.14	0.77
1:D:116:TYR:O	1:D:153:PRO:HB2	1.85	0.77

Continued on next page...

Continued from previous page...

Atom-1	Atom-2	Interatomic distance (Å)	Clash overlap (Å)
1:G:537:GLU:HG3	4:V:350:SER:O	1.79	0.77
1:J:725:ARG:HG3	1:J:733:PRO:HA	1.67	0.77
1:J:792:ALA:HB2	3:L:42:THR:HG23	0.79	0.77
1:J:834:LEU:HD12	2:K:51:PHE:CE1	2.19	0.77
1:M:538:GLU:HG3	4:Z:351:THR:C	2.03	0.77
1:M:635:GLY:HA3	4:Z:341:ILE:CD1	2.14	0.77
1:P:791:GLN:NE2	3:R:115:GLY:HA3	1.98	0.77
1:P:820:VAL:CG1	2:Q:136:MET:HE3	2.07	0.77
4:2:287:ILE:HG13	4:4:202:THR:HA	1.64	0.77
1:A:85:TYR:HH	1:A:772:LEU:HD23	0.96	0.77
1:A:641:LYS:CE	1:A:647:GLN:CG	2.60	0.77
2:B:121:LEU:CG	2:B:128:PHE:HA	2.14	0.77
3:C:49:ILE:N	3:C:52:ASN:HD22	1.82	0.77
1:G:829:TRP:HH2	2:H:83:MET:HE3	1.49	0.77
1:J:792:ALA:N	3:L:42:THR:CG2	2.34	0.77
1:J:797:PHE:HE2	3:L:126:LEU:HD22	1.49	0.77
1:P:800:ARG:HB3	3:R:149:VAL:CG2	2.13	0.77
4:2:203:THR:CB	4:Z:287:ILE:HB	2.14	0.77
4:8:223:PHE:HD2	4:8:312:ARG:HH21	1.33	0.77
4:V:223:PHE:HD2	4:V:312:ARG:HH21	1.33	0.77
1:A:219:GLU:O	1:A:223:ILE:HG13	1.84	0.77
1:A:795:ARG:HG2	3:C:118:MET:HE3	1.66	0.77
1:G:732:ILE:N	1:G:733:PRO:HD2	2.00	0.77
1:J:530:MET:HE1	4:W:355:MET:SD	2.25	0.77
1:J:721:LYS:CA	1:J:736:GLN:OE1	2.33	0.77
1:J:797:PHE:HE1	3:L:146:ILE:CA	1.98	0.77
1:J:834:LEU:HD12	2:K:51:PHE:HE1	1.47	0.77
1:M:629:GLU:HA	1:M:643:GLY:C	2.05	0.77
1:M:642:LYS:HG2	4:Z:22:ALA:HA	1.65	0.77
1:M:817:GLN:HG3	2:N:128:PHE:CE1	2.19	0.77
4:2:203:THR:CG2	4:Z:288:ASP:CG	2.53	0.77
4:4:288:ASP:H	4:6:203:THR:CG2	1.98	0.77
4:7:223:PHE:HD2	4:7:312:ARG:HH21	1.33	0.77
4:X:223:PHE:HD2	4:X:312:ARG:HH21	1.33	0.77
1:A:629:GLU:HA	1:A:643:GLY:C	2.05	0.77
1:G:219:GLU:O	1:G:223:ILE:HG13	1.84	0.77
1:G:635:GLY:HA3	4:V:341:ILE:CD1	2.15	0.77
1:M:174:SER:CB	1:M:667:THR:HG21	2.13	0.77
1:M:646:PHE:HE2	1:M:652:LEU:CD2	1.97	0.77
1:M:793:ARG:HD3	3:O:40:ASN:ND2	1.99	0.77
1:M:797:PHE:CE2	3:O:126:LEU:HD22	2.20	0.77

Continued on next page...

Continued from previous page...

Atom-1	Atom-2	Interatomic distance (Å)	Clash overlap (Å)
4:1:166:TYR:CZ	4:3:64:ILE:CG2	2.68	0.77
1:A:116:TYR:O	1:A:153:PRO:HB2	1.85	0.77
1:A:496:PHE:CD2	1:A:514:ASP:HA	2.19	0.77
1:A:534:SER:O	4:8:351:THR:N	2.18	0.77
1:D:721:LYS:CA	1:D:736:GLN:OE1	2.33	0.77
1:G:817:GLN:CG	2:H:127:ARG:HB2	2.14	0.77
1:M:795:ARG:HB2	3:O:35:ARG:NH1	1.97	0.77
1:M:819:ASN:OD1	2:N:92:ASP:HB2	1.81	0.77
2:N:121:LEU:CG	2:N:128:PHE:CA	2.49	0.77
1:P:727:LEU:HD21	1:P:778:MET:SD	2.24	0.77
4:4:322:PRO:CB	4:6:244:ASP:HB2	2.15	0.77
1:A:623:PHE:CG	1:A:623:PHE:CA	2.68	0.77
1:D:732:ILE:HG21	1:D:747:LEU:HD13	0.91	0.77
2:E:162:ASP:O	2:K:21:GLU:CB	2.33	0.77
1:G:639:GLY:CA	4:V:345:ILE:N	2.47	0.77
1:G:721:LYS:CA	1:G:736:GLN:OE1	2.33	0.77
1:J:94:MET:CE	1:J:101:ALA:HB1	2.15	0.77
1:M:641:LYS:HD2	1:M:647:GLN:OE1	1.81	0.77
1:M:733:PRO:C	1:M:737:PHE:HD1	1.88	0.77
3:O:49:ILE:N	3:O:52:ASN:HD22	1.83	0.77
1:P:94:MET:CE	1:P:101:ALA:HB1	2.15	0.77
1:P:502:GLU:OE2	1:P:764:MLY:HE2	1.85	0.77
1:P:641:LYS:HD2	1:P:647:GLN:OE1	1.81	0.77
1:A:732:ILE:N	1:A:733:PRO:HD2	2.00	0.76
1:A:813:ILE:CD1	2:B:128:PHE:HE1	1.98	0.76
2:B:111:SER:OG	2:B:148:VAL:C	2.15	0.76
1:G:496:PHE:CD2	1:G:514:ASP:HA	2.19	0.76
1:J:756:THR:CG2	1:J:776:GLU:C	2.43	0.76
1:P:623:PHE:CG	1:P:623:PHE:CA	2.68	0.76
1:P:646:PHE:HE2	1:P:652:LEU:CD2	1.97	0.76
1:P:819:ASN:OD1	2:Q:92:ASP:CA	2.33	0.76
4:1:223:PHE:HD2	4:1:312:ARG:HH21	1.33	0.76
1:A:837:MLY:CH2	2:H:20:ASP:HB2	2.14	0.76
1:D:218:LEU:HD22	1:D:222:ILE:HG12	1.67	0.76
1:G:218:LEU:HD22	1:G:222:ILE:HG12	1.66	0.76
1:P:116:TYR:O	1:P:153:PRO:HB2	1.85	0.76
1:P:736:GLN:HA	1:P:743:ALA:HB1	1.26	0.76
4:9:223:PHE:HD2	4:9:312:ARG:HH21	1.33	0.76
4:Y:223:PHE:HD2	4:Y:312:ARG:HH21	1.33	0.76
1:A:721:LYS:CA	1:A:736:GLN:NE2	2.43	0.76
2:B:117:LEU:CB	2:B:147:ASN:ND2	2.35	0.76

Continued on next page...

Continued from previous page...

Atom-1	Atom-2	Interatomic distance (Å)	Clash overlap (Å)
1:G:218:LEU:HB2	1:G:221:GLN:CG	2.09	0.76
1:G:623:PHE:CG	1:G:623:PHE:CA	2.69	0.76
1:G:818:TYR:CZ	2:H:127:ARG:NH1	2.54	0.76
1:J:664:LEU:O	1:J:667:THR:HB	1.86	0.76
1:J:817:GLN:HG2	2:K:127:ARG:CG	2.15	0.76
1:J:817:GLN:HG3	2:K:128:PHE:CE1	2.21	0.76
1:M:641:LYS:CE	1:M:647:GLN:CG	2.61	0.76
1:M:721:LYS:HG2	1:M:736:GLN:CD	1.86	0.76
1:M:831:TRP:HE1	2:N:67:MET:HB3	1.49	0.76
1:M:836:PHE:CE1	2:N:160:GLY:N	2.46	0.76
3:O:3:SER:O	3:O:4:LYS:HB2	1.84	0.76
4:1:167:GLU:OE1	4:3:42:GLY:HA2	1.85	0.76
4:2:324:THR:HG23	4:4:244:ASP:CA	2.14	0.76
4:3:223:PHE:HD2	4:3:312:ARG:HH21	1.33	0.76
1:A:94:MET:CE	1:A:101:ALA:HB1	2.15	0.76
1:A:642:LYS:HG2	4:8:22:ALA:HA	1.66	0.76
1:D:725:ARG:HG3	1:D:733:PRO:HA	1.68	0.76
1:D:809:ARG:NH2	2:E:120:LEU:HD11	2.00	0.76
2:E:163:ALA:C	2:K:22:THR:N	2.39	0.76
1:G:84:MLY:HA	1:G:723:ARG:NH2	2.00	0.76
1:G:116:TYR:O	1:G:153:PRO:HB2	1.85	0.76
1:G:795:ARG:NE	3:I:116:GLU:OE2	2.17	0.76
1:J:219:GLU:O	1:J:223:ILE:HG13	1.84	0.76
1:J:534:SER:O	4:W:351:THR:N	2.19	0.76
1:J:623:PHE:CG	1:J:623:PHE:CA	2.68	0.76
1:J:732:ILE:N	1:J:733:PRO:HD2	2.01	0.76
1:J:817:GLN:OE1	2:K:127:ARG:CD	2.32	0.76
1:P:797:PHE:CE2	3:R:146:ILE:HG23	2.21	0.76
4:4:288:ASP:N	4:6:203:THR:CG2	2.46	0.76
1:D:727:LEU:CD1	1:D:782:MLY:HG2	2.13	0.76
1:D:791:GLN:CD	3:F:116:GLU:HG3	2.06	0.76
1:J:51:THR:O	1:J:62:VAL:HG13	1.84	0.76
1:J:116:TYR:O	1:J:153:PRO:HB2	1.85	0.76
1:J:218:LEU:HB3	1:J:221:GLN:HG3	1.61	0.76
1:M:116:TYR:O	1:M:153:PRO:HB2	1.85	0.76
1:M:545:ALA:HA	4:2:45:VAL:HG13	1.66	0.76
1:M:623:PHE:CG	1:M:623:PHE:CA	2.68	0.76
1:M:786:ILE:CA	1:M:787:ILE:N	2.48	0.76
1:M:821:ARG:HH22	2:N:127:ARG:CG	1.84	0.76
1:P:218:LEU:HD22	1:P:222:ILE:HG12	1.67	0.76
1:P:635:GLY:HA3	4:1:341:ILE:CD1	2.14	0.76

Continued on next page...

Continued from previous page...

Atom-1	Atom-2	Interatomic distance (Å)	Clash overlap (Å)
1:P:664:LEU:O	1:P:667:THR:HB	1.86	0.76
4:8:287:ILE:HB	4:V:204:ALA:N	1.97	0.76
1:A:149:GLN:CG	1:A:719:ASP:CG	2.53	0.76
1:A:800:ARG:C	3:C:149:VAL:CG2	2.54	0.76
1:D:218:LEU:HB3	1:D:221:GLN:HG3	1.61	0.76
1:D:557:GLU:N	4:W:48:GLY:HA2	1.90	0.76
3:I:3:SER:O	3:I:4:LYS:HB2	1.84	0.76
1:J:83:PRO:O	1:J:723:ARG:NH2	2.17	0.76
1:J:792:ALA:HB2	3:L:42:THR:CA	2.14	0.76
1:M:218:LEU:HD22	1:M:222:ILE:HG12	1.67	0.76
1:M:642:LYS:CG	4:Z:23:GLY:H	1.77	0.76
1:M:721:LYS:CA	1:M:736:GLN:OE1	2.33	0.76
1:P:636:LYS:O	1:P:637:LYS:HB2	1.86	0.76
1:P:783:LEU:CA	1:P:786:ILE:CG1	2.62	0.76
1:P:783:LEU:C	1:P:786:ILE:HG13	2.05	0.76
4:2:287:ILE:HG21	4:4:202:THR:C	2.05	0.76
4:W:223:PHE:HD2	4:W:312:ARG:HH21	1.33	0.76
1:A:721:LYS:HG2	1:A:736:GLN:CD	1.86	0.76
1:D:481:ASN:HD22	1:D:481:ASN:N	1.82	0.76
1:D:635:GLY:HA3	4:9:341:ILE:CD1	2.14	0.76
1:D:830:PRO:HG2	2:E:67:MET:HE2	1.68	0.76
1:D:831:TRP:CE2	2:E:47:LEU:CD2	2.66	0.76
1:G:642:LYS:HG2	4:V:22:ALA:HA	1.64	0.76
1:J:836:PHE:CE2	2:K:160:GLY:N	2.53	0.76
3:L:3:SER:O	3:L:4:LYS:HB2	1.85	0.76
1:P:805:ALA:O	1:P:809:ARG:CB	2.34	0.76
1:P:817:GLN:CG	2:Q:127:ARG:HB2	2.14	0.76
3:R:49:ILE:N	3:R:52:ASN:HD22	1.82	0.76
3:C:3:SER:O	3:C:4:LYS:HB2	1.84	0.76
1:D:94:MET:CE	1:D:101:ALA:HB1	2.15	0.76
1:D:747:LEU:HD11	1:D:782:MLY:CH2	2.12	0.76
1:G:641:LYS:CE	1:G:647:GLN:CG	2.61	0.76
1:G:813:ILE:HG23	2:H:128:PHE:HZ	1.47	0.76
1:M:94:MET:CE	1:M:101:ALA:HB1	2.16	0.76
1:M:219:GLU:O	1:M:223:ILE:HG13	1.84	0.76
1:M:530:MET:CG	4:Z:354:GLN:CB	2.30	0.76
1:M:544:LYS:O	4:2:45:VAL:HG11	0.96	0.76
4:5:223:PHE:HD2	4:5:312:ARG:HH21	1.33	0.76
4:7:290:ARG:NH1	4:9:202:THR:CG2	2.49	0.76
4:W:291:LYS:HB3	4:Y:244:ASP:HB3	1.66	0.76
1:A:557:GLU:H	4:V:48:GLY:HA3	1.29	0.76

Continued on next page...

Continued from previous page...

Atom-1	Atom-2	Interatomic distance (Å)	Clash overlap (Å)
1:A:721:LYS:CA	1:A:736:GLN:OE1	2.33	0.76
1:A:795:ARG:HH22	3:C:116:GLU:CD	1.88	0.76
1:D:623:PHE:CG	1:D:623:PHE:CA	2.68	0.76
1:G:481:ASN:HD22	1:G:481:ASN:N	1.82	0.76
1:G:530:MET:CG	4:V:354:GLN:CB	2.30	0.76
1:G:795:ARG:N	3:I:118:MET:HE1	1.99	0.76
1:J:649:VAL:CG1	1:J:649:VAL:CB	2.64	0.76
4:X:291:LYS:CD	4:Z:243:PRO:HB2	2.15	0.76
1:A:649:VAL:CG1	1:A:649:VAL:CB	2.64	0.76
1:G:28:GLN:CD	1:G:723:ARG:HH12	1.89	0.76
1:G:599:ASN:CA	1:G:649:VAL:CB	2.54	0.76
1:G:725:ARG:HG3	1:G:733:PRO:HA	1.67	0.76
1:M:820:VAL:CG1	2:N:136:MET:CE	2.63	0.76
1:P:534:SER:O	4:1:351:THR:N	2.19	0.76
1:P:649:VAL:CG1	1:P:649:VAL:CB	2.64	0.76
3:R:3:SER:O	3:R:4:LYS:HB2	1.85	0.76
4:9:290:ARG:HH22	4:W:202:THR:HG23	1.51	0.76
1:A:725:ARG:HG3	1:A:733:PRO:HA	1.67	0.75
1:D:538:GLU:CD	4:9:355:MET:HE3	2.07	0.75
1:D:709:LYS:C	1:D:710:GLY:HA2	2.06	0.75
1:D:726:VAL:HG11	1:D:785:GLU:HB3	1.65	0.75
1:D:732:ILE:N	1:D:733:PRO:HD2	2.00	0.75
1:D:831:TRP:HZ2	2:E:47:LEU:HB3	1.50	0.75
1:G:84:MLY:HG2	1:G:723:ARG:CG	2.15	0.75
1:G:84:MLY:HB3	1:G:723:ARG:HE	0.96	0.75
1:G:94:MET:CE	1:G:101:ALA:HB1	2.15	0.75
1:J:635:GLY:HA3	4:W:341:ILE:CD1	2.14	0.75
1:J:641:LYS:CE	1:J:647:GLN:CG	2.61	0.75
1:M:664:LEU:O	1:M:667:THR:HB	1.86	0.75
1:M:725:ARG:HG3	1:M:733:PRO:HA	1.67	0.75
4:2:287:ILE:HG23	4:4:202:THR:HB	0.88	0.75
1:A:538:GLU:O	4:8:349:LEU:HG	1.86	0.75
1:A:795:ARG:NH2	3:C:116:GLU:HB3	2.01	0.75
1:D:664:LEU:O	1:D:667:THR:HB	1.86	0.75
1:D:727:LEU:CA	1:D:782:MLY:HE2	2.08	0.75
1:G:649:VAL:CG1	1:G:649:VAL:CB	2.64	0.75
1:J:95:THR:HA	1:J:713:SER:CB	2.17	0.75
1:J:218:LEU:HB2	1:J:221:GLN:CG	2.09	0.75
1:J:636:LYS:O	1:J:637:LYS:HB2	1.86	0.75
1:M:723:ARG:CD	1:M:776:GLU:OE2	2.33	0.75
4:W:324:THR:CG2	4:Y:247:VAL:HG22	2.17	0.75

Continued on next page...

Continued from previous page...

Atom-1	Atom-2	Interatomic distance (Å)	Clash overlap (Å)
1:A:641:LYS:HD2	1:A:647:GLN:OE1	1.81	0.75
1:D:507:GLY:HA3	1:D:762:HIS:CB	2.16	0.75
1:D:534:SER:O	4:9:351:THR:N	2.19	0.75
1:D:649:VAL:CG1	1:D:649:VAL:CB	2.64	0.75
2:E:117:LEU:HB2	2:E:147:ASN:HD21	1.47	0.75
1:G:795:ARG:NE	3:I:116:GLU:CD	2.39	0.75
3:I:49:ILE:N	3:I:52:ASN:HD22	1.82	0.75
1:M:529:PRO:C	4:Z:354:GLN:CB	2.48	0.75
1:P:725:ARG:HG3	1:P:733:PRO:HA	1.67	0.75
1:P:726:VAL:CA	3:R:85:GLU:OE2	2.29	0.75
1:P:732:ILE:N	1:P:733:PRO:HD2	2.01	0.75
1:A:557:GLU:N	4:V:48:GLY:HA2	1.90	0.75
1:A:664:LEU:O	1:A:667:THR:HB	1.86	0.75
1:G:831:TRP:HH2	2:H:47:LEU:HD21	0.95	0.75
1:J:754:ASP:C	1:J:780:ASP:OD2	2.23	0.75
1:M:732:ILE:N	1:M:733:PRO:HD2	2.01	0.75
1:M:821:ARG:NH2	2:N:127:ARG:CD	2.49	0.75
1:P:721:LYS:CA	1:P:736:GLN:OE1	2.33	0.75
3:R:4:LYS:N	3:R:5:ALA:O	2.16	0.75
4:3:288:ASP:H	4:5:203:THR:CG2	1.98	0.75
4:X:287:ILE:HG23	4:Z:201:VAL:HG23	1.68	0.75
1:D:831:TRP:CD1	2:E:67:MET:SD	2.80	0.75
1:G:733:PRO:C	1:G:737:PHE:HD1	1.88	0.75
2:K:121:LEU:CG	2:K:128:PHE:HA	2.14	0.75
1:M:350:ALA:O	1:M:354:LEU:HB2	1.87	0.75
1:M:797:PHE:CZ	3:O:146:ILE:CD1	2.68	0.75
1:P:646:PHE:CE2	1:P:652:LEU:HD21	2.14	0.75
1:P:726:VAL:CG1	1:P:782:MLY:CH2	2.64	0.75
4:2:288:ASP:OD1	4:4:203:THR:HG23	1.84	0.75
1:A:218:LEU:HB2	1:A:221:GLN:CG	2.10	0.75
1:D:218:LEU:HB2	1:D:221:GLN:CG	2.09	0.75
1:J:792:ALA:CA	3:L:42:THR:HA	2.16	0.75
2:Q:121:LEU:CG	2:Q:128:PHE:HA	2.14	0.75
4:1:368:SER:OG	4:2:231:ALA:HB1	1.87	0.75
4:9:290:ARG:NH1	4:W:202:THR:CG2	2.49	0.75
1:D:708:ARG:CA	1:D:710:GLY:N	2.50	0.75
1:G:94:MET:C	1:G:713:SER:HB3	2.05	0.75
1:G:538:GLU:O	4:V:349:LEU:HG	1.87	0.75
1:G:664:LEU:O	1:G:667:THR:HB	1.86	0.75
1:G:769:ALA:O	1:G:773:GLY:HA2	1.87	0.75
1:G:783:LEU:O	1:G:787:ILE:CB	2.35	0.75

Continued on next page...

Continued from previous page...

Atom-1	Atom-2	Interatomic distance (Å)	Clash overlap (Å)
1:G:834:LEU:HD12	2:H:51:PHE:CE1	2.22	0.75
1:J:84:MLY:CH1	1:J:720:PHE:HD1	1.95	0.75
1:J:829:TRP:HZ3	2:K:84:PHE:CZ	2.04	0.75
1:M:541:MET:O	4:Z:143:TYR:CZ	2.40	0.75
1:P:481:ASN:HD22	1:P:481:ASN:N	1.82	0.75
1:A:541:MET:O	4:8:143:TYR:CZ	2.40	0.75
2:B:121:LEU:CG	2:B:128:PHE:CA	2.48	0.75
1:D:642:LYS:CG	4:9:23:GLY:H	1.77	0.75
3:F:4:LYS:N	3:F:5:ALA:O	2.16	0.75
1:G:166:MET:HE3	1:G:254:PHE:CD2	2.22	0.75
1:J:797:PHE:CE1	3:L:146:ILE:CB	2.70	0.75
1:M:649:VAL:CG1	1:M:649:VAL:CB	2.64	0.75
1:M:783:LEU:CD1	1:M:786:ILE:HD11	2.17	0.75
1:M:793:ARG:NH1	3:O:40:ASN:HD21	1.84	0.75
2:N:121:LEU:CG	2:N:128:PHE:HA	2.14	0.75
1:P:788:THR:O	3:R:42:THR:HG21	1.84	0.75
4:X:287:ILE:CG1	4:Z:201:VAL:CB	2.64	0.75
2:E:163:ALA:C	2:K:22:THR:H	1.90	0.75
1:J:541:MET:O	4:W:143:TYR:CZ	2.40	0.75
1:J:818:TYR:CD1	2:K:127:ARG:NH1	2.55	0.75
1:P:218:LEU:HB2	1:P:221:GLN:CG	2.09	0.75
1:P:726:VAL:N	3:R:85:GLU:CB	2.50	0.75
1:P:782:MLY:CH2	3:R:83:THR:CG2	2.64	0.75
1:P:795:ARG:HG2	3:R:118:MET:HE3	1.69	0.75
1:G:534:SER:O	4:V:351:THR:N	2.20	0.74
1:G:728:ASN:CG	3:I:114:LEU:CD2	2.55	0.74
2:H:121:LEU:CG	2:H:128:PHE:HA	2.14	0.74
1:J:93:MET:HA	1:J:714:ARG:H	1.51	0.74
1:J:629:GLU:HA	1:J:643:GLY:C	2.05	0.74
1:M:486:MLY:HH13	1:M:527:GLU:OE1	1.87	0.74
4:1:205:GLU:CG	4:Y:287:ILE:CD1	2.64	0.74
4:4:287:ILE:HB	4:6:203:THR:HG22	1.69	0.74
4:7:290:ARG:HH22	4:9:202:THR:HG23	1.51	0.74
4:V:325:MET:CE	4:X:244:ASP:OD2	2.34	0.74
1:D:636:LYS:O	1:D:637:LYS:HB2	1.86	0.74
1:D:732:ILE:HD12	1:D:782:MLY:CH1	2.17	0.74
1:G:350:ALA:O	1:G:354:LEU:HB2	1.87	0.74
1:G:541:MET:O	4:V:143:TYR:CZ	2.40	0.74
1:G:757:GLN:CB	1:G:776:GLU:HG2	2.15	0.74
1:M:534:SER:O	4:Z:351:THR:N	2.19	0.74
1:P:310:TYR:CE2	1:P:320:ILE:HD11	2.22	0.74

Continued on next page...

Continued from previous page...

Atom-1	Atom-2	Interatomic distance (Å)	Clash overlap (Å)
1:P:350:ALA:O	1:P:354:LEU:HB2	1.87	0.74
1:P:538:GLU:CD	4:1:355:MET:HE3	2.08	0.74
4:V:287:ILE:HD11	4:X:201:VAL:O	1.75	0.74
4:Y:253:GLU:HA	4:Y:256:ARG:HG3	1.69	0.74
1:D:436:MLY:HE3	1:D:626:TYR:CE1	2.23	0.74
1:D:629:GLU:HA	1:D:643:GLY:C	2.05	0.74
1:G:754:ASP:O	1:G:776:GLU:OE1	2.04	0.74
1:G:813:ILE:CG2	2:H:128:PHE:HE1	2.00	0.74
2:H:114:LYS:HA	2:H:146:GLY:C	2.03	0.74
1:J:215:GLN:NE2	1:J:336:SER:O	2.21	0.74
1:J:505:MLY:CD	1:J:762:HIS:HE1	1.95	0.74
1:M:310:TYR:CE2	1:M:320:ILE:HD11	2.22	0.74
1:M:640:LYS:O	4:Z:23:GLY:O	2.06	0.74
4:5:253:GLU:HA	4:5:256:ARG:HG3	1.70	0.74
4:8:253:GLU:HA	4:8:256:ARG:HG3	1.70	0.74
4:8:288:ASP:H	4:V:203:THR:HG22	1.52	0.74
1:A:166:MET:HE1	1:A:254:PHE:HB2	1.69	0.74
1:A:218:LEU:HD22	1:A:222:ILE:HG12	1.67	0.74
1:A:642:LYS:CG	4:8:23:GLY:H	1.77	0.74
1:G:529:PRO:C	4:V:354:GLN:CB	2.50	0.74
1:G:629:GLU:HA	1:G:643:GLY:C	2.05	0.74
1:J:310:TYR:CE2	1:J:320:ILE:HD11	2.22	0.74
1:J:538:GLU:HA	4:W:349:LEU:HD12	0.75	0.74
1:P:538:GLU:O	4:1:349:LEU:HG	1.86	0.74
4:X:253:GLU:HA	4:X:256:ARG:HG3	1.70	0.74
1:A:350:ALA:O	1:A:354:LEU:HB2	1.87	0.74
1:A:409:GLY:HA3	4:8:333:PRO:N	2.03	0.74
1:A:733:PRO:C	1:A:737:PHE:HD1	1.88	0.74
1:D:819:ASN:HB2	2:E:90:GLY:O	1.88	0.74
1:G:436:MLY:HE3	1:G:626:TYR:CE1	2.23	0.74
1:M:436:MLY:HE3	1:M:626:TYR:CE1	2.23	0.74
1:P:782:MLY:CE	3:R:83:THR:HG21	2.09	0.74
4:4:288:ASP:CB	4:6:203:THR:CG2	2.66	0.74
1:A:502:GLU:HG3	1:A:761:GLY:HA3	1.59	0.74
1:A:537:GLU:HG3	4:8:350:SER:O	1.79	0.74
1:A:735:GLY:CA	1:A:743:ALA:HA	2.18	0.74
1:D:310:TYR:CE2	1:D:320:ILE:HD11	2.22	0.74
1:G:636:LYS:O	1:G:637:LYS:HB2	1.86	0.74
1:J:481:ASN:HD22	1:J:481:ASN:N	1.82	0.74
1:M:545:ALA:N	4:2:45:VAL:HG13	2.03	0.74
1:M:817:GLN:HG2	2:N:127:ARG:CD	2.15	0.74

Continued on next page...

Continued from previous page...

Atom-1	Atom-2	Interatomic distance (Å)	Clash overlap (Å)
1:M:831:TRP:CZ2	2:N:47:LEU:CD2	2.68	0.74
1:P:538:GLU:HA	4:1:349:LEU:HD12	0.75	0.74
1:P:797:PHE:CZ	3:R:146:ILE:HG23	2.22	0.74
4:2:204:ALA:N	4:Z:287:ILE:HG21	2.02	0.74
4:V:253:GLU:HA	4:V:256:ARG:HG3	1.70	0.74
1:A:505:MLY:CB	1:A:761:GLY:HA2	2.18	0.74
1:D:541:MET:O	4:9:143:TYR:CZ	2.40	0.74
2:E:114:LYS:HA	2:E:146:GLY:C	2.03	0.74
1:G:310:TYR:CE2	1:G:320:ILE:HD11	2.22	0.74
1:G:486:MLY:HH13	1:G:527:GLU:OE1	1.88	0.74
1:J:792:ALA:HB3	3:L:42:THR:CG2	2.08	0.74
1:P:819:ASN:HD21	2:Q:92:ASP:HB2	1.46	0.74
4:1:253:GLU:HA	4:1:256:ARG:HG3	1.69	0.74
4:Z:253:GLU:HA	4:Z:256:ARG:HG3	1.69	0.74
1:A:640:LYS:O	4:8:23:GLY:O	2.06	0.74
1:D:215:GLN:NE2	1:D:336:SER:O	2.21	0.74
1:D:530:MET:CG	4:9:354:GLN:CB	2.30	0.74
1:D:747:LEU:HD21	1:D:782:MLY:HH11	1.67	0.74
1:D:800:ARG:C	3:F:149:VAL:HG21	2.08	0.74
1:G:732:ILE:N	1:G:733:PRO:CD	2.51	0.74
1:M:709:LYS:H	1:M:710:GLY:N	1.83	0.74
2:N:150:TYR:C	2:N:151:LYS:CG	2.49	0.74
1:P:541:MET:O	4:1:143:TYR:CZ	2.40	0.74
1:P:721:LYS:HG2	1:P:736:GLN:CD	1.86	0.74
1:P:803:TYR:O	1:P:807:VAL:HB	1.86	0.74
4:3:253:GLU:HA	4:3:256:ARG:HG3	1.70	0.74
4:3:290:ARG:NH2	4:5:202:THR:HG22	1.97	0.74
1:A:486:MLY:HH13	1:A:527:GLU:OE1	1.88	0.74
1:A:534:SER:CA	4:8:351:THR:HA	2.18	0.74
2:B:130:PRO:O	2:B:132:GLU:N	2.21	0.74
1:D:538:GLU:O	4:9:349:LEU:HG	1.86	0.74
1:G:215:GLN:NE2	1:G:336:SER:O	2.20	0.74
1:J:795:ARG:NE	3:L:116:GLU:CD	2.40	0.74
1:M:640:LYS:O	1:M:645:SER:OG	2.06	0.74
1:M:805:ALA:O	1:M:809:ARG:HB2	1.87	0.74
1:P:486:MLY:HH13	1:P:527:GLU:OE1	1.88	0.74
4:7:288:ASP:H	4:9:203:THR:HG22	1.52	0.74
4:9:288:ASP:H	4:W:203:THR:HG22	1.52	0.74
1:A:436:MLY:HE3	1:A:626:TYR:CE1	2.22	0.74
1:A:636:LYS:O	1:A:637:LYS:HB2	1.86	0.74
1:A:640:LYS:O	1:A:645:SER:OG	2.06	0.74

Continued on next page...

Continued from previous page...

Atom-1	Atom-2	Interatomic distance (Å)	Clash overlap (Å)
1:D:538:GLU:HA	4:9:349:LEU:HD12	0.74	0.74
1:G:272:MLY:HH13	1:G:435:GLU:OE1	1.88	0.74
1:M:538:GLU:O	4:Z:349:LEU:HG	1.87	0.74
1:M:548:THR:CB	4:2:46:GLY:O	2.36	0.74
1:M:739:ASP:CB	1:M:742:LYS:HB3	2.13	0.74
1:P:272:MLY:HH13	1:P:435:GLU:OE1	1.88	0.74
2:Q:130:PRO:O	2:Q:132:GLU:N	2.21	0.74
1:A:97:LEU:HD22	1:A:712:PRO:CB	2.16	0.73
1:A:310:TYR:CE2	1:A:320:ILE:HD11	2.23	0.73
1:A:797:PHE:CD1	3:C:146:ILE:CG2	2.71	0.73
1:G:757:GLN:CB	1:G:776:GLU:CG	2.65	0.73
1:J:350:ALA:O	1:J:354:LEU:HB2	1.87	0.73
1:J:410:ASN:OD1	4:W:335:ARG:N	2.21	0.73
2:K:130:PRO:O	2:K:132:GLU:N	2.21	0.73
1:M:215:GLN:NE2	1:M:336:SER:O	2.20	0.73
1:M:272:MLY:HH13	1:M:435:GLU:OE1	1.87	0.73
1:P:215:GLN:NE2	1:P:336:SER:O	2.20	0.73
1:P:803:TYR:O	1:P:807:VAL:HG23	1.88	0.73
4:2:253:GLU:HA	4:2:256:ARG:HG3	1.69	0.73
4:9:253:GLU:HA	4:9:256:ARG:HG3	1.69	0.73
1:D:350:ALA:O	1:D:354:LEU:HB2	1.87	0.73
3:F:24:LYS:CA	3:F:63:ILE:O	2.37	0.73
1:G:640:LYS:O	1:G:645:SER:OG	2.06	0.73
1:G:640:LYS:O	4:V:23:GLY:O	2.06	0.73
1:J:486:MLY:HH13	1:J:527:GLU:OE1	1.88	0.73
1:M:538:GLU:HA	4:Z:349:LEU:HD12	0.74	0.73
1:M:709:LYS:C	1:M:710:GLY:HA2	2.07	0.73
1:P:218:LEU:HB3	1:P:221:GLN:HG3	1.60	0.73
1:P:732:ILE:N	1:P:733:PRO:CD	2.51	0.73
1:A:215:GLN:NE2	1:A:336:SER:O	2.20	0.73
1:A:501:GLU:HG2	1:A:762:HIS:CE1	2.22	0.73
1:A:542:PHE:CD2	4:8:143:TYR:CE1	2.77	0.73
1:G:721:LYS:CB	1:G:736:GLN:CD	2.56	0.73
3:L:24:LYS:CA	3:L:63:ILE:O	2.37	0.73
1:P:487:LEU:O	1:P:490:PHE:HB3	1.88	0.73
1:D:550:PHE:HA	4:W:46:GLY:HA3	1.66	0.73
1:D:726:VAL:CG1	1:D:785:GLU:HB3	2.19	0.73
1:D:726:VAL:CG1	1:D:785:GLU:CG	2.65	0.73
1:D:732:ILE:N	1:D:733:PRO:CD	2.51	0.73
1:D:735:GLY:CA	1:D:743:ALA:HA	2.18	0.73
1:G:538:GLU:HA	4:V:349:LEU:HD12	0.74	0.73

Continued on next page...

Continued from previous page...

Atom-1	Atom-2	Interatomic distance (Å)	Clash overlap (Å)
1:G:792:ALA:HB3	3:I:42:THR:CG2	1.86	0.73
1:G:802:GLU:O	1:G:806:MET:HG3	1.89	0.73
1:J:534:SER:CA	4:W:351:THR:HA	2.19	0.73
1:J:538:GLU:O	4:W:349:LEU:HG	1.86	0.73
2:K:150:TYR:C	2:K:151:LYS:CG	2.48	0.73
1:M:21:GLU:O	1:M:25:ILE:HG13	1.89	0.73
1:M:237:THR:HG22	1:M:239:ARG:H	1.54	0.73
1:P:629:GLU:HA	1:P:643:GLY:C	2.05	0.73
1:P:821:ARG:NH2	2:Q:127:ARG:CD	2.52	0.73
4:1:205:GLU:HG2	4:Y:286:ASP:OD1	1.88	0.73
4:W:253:GLU:HA	4:W:256:ARG:HG3	1.69	0.73
1:A:732:ILE:N	1:A:733:PRO:CD	2.51	0.73
1:A:800:ARG:HD2	3:C:149:VAL:C	2.07	0.73
1:D:487:LEU:O	1:D:490:PHE:HB3	1.88	0.73
1:D:640:LYS:O	4:9:23:GLY:O	2.06	0.73
1:D:733:PRO:C	1:D:737:PHE:HD1	1.88	0.73
1:G:769:ALA:HB1	1:G:770:GLY:CA	2.09	0.73
1:G:795:ARG:N	3:I:118:MET:CE	2.51	0.73
1:J:272:MLY:HH13	1:J:435:GLU:OE1	1.88	0.73
1:M:95:THR:O	1:M:769:ALA:HB1	1.89	0.73
3:O:4:LYS:N	3:O:5:ALA:O	2.16	0.73
1:P:506:GLU:OE2	1:P:763:THR:C	2.27	0.73
1:P:795:ARG:CD	3:R:43:ASN:CG	2.55	0.73
1:D:486:MLY:HH13	1:D:527:GLU:OE1	1.88	0.73
1:D:542:PHE:CD2	4:9:143:TYR:CE1	2.77	0.73
1:G:797:PHE:CE2	3:I:126:LEU:CD1	2.70	0.73
2:H:130:PRO:O	2:H:132:GLU:N	2.21	0.73
1:M:190:MLY:HE3	1:M:230:GLU:OE2	1.89	0.73
1:P:508:ILE:CD1	1:P:766:PHE:HB2	2.18	0.73
1:P:534:SER:CA	4:1:351:THR:HA	2.19	0.73
4:X:287:ILE:C	4:Z:205:GLU:OE1	2.26	0.73
1:A:538:GLU:HA	4:8:349:LEU:HD12	0.74	0.73
3:C:24:LYS:CA	3:C:63:ILE:O	2.37	0.73
1:D:441:MET:O	1:D:445:ILE:HG13	1.88	0.73
1:D:802:GLU:O	1:D:806:MET:HG3	1.89	0.73
1:G:28:GLN:C	1:G:723:ARG:HH22	1.92	0.73
1:G:237:THR:HG22	1:G:239:ARG:H	1.54	0.73
1:J:536:LEU:HD13	1:J:550:PHE:CZ	2.24	0.73
1:J:792:ALA:CB	3:L:42:THR:CA	2.67	0.73
1:M:131:TRP:C	1:M:132:LEU:HD12	2.09	0.73
1:M:166:MET:HE1	1:M:254:PHE:HB2	1.70	0.73

Continued on next page...

Continued from previous page...

Atom-1	Atom-2	Interatomic distance (Å)	Clash overlap (Å)
1:M:506:GLU:HG2	1:M:766:PHE:CE1	2.22	0.73
1:M:732:ILE:N	1:M:733:PRO:CD	2.51	0.73
2:N:114:LYS:HA	2:N:146:GLY:C	2.03	0.73
4:6:253:GLU:HA	4:6:256:ARG:HG3	1.69	0.73
4:8:290:ARG:NH1	4:V:202:THR:CG2	2.49	0.73
1:A:21:GLU:O	1:A:25:ILE:HG13	1.88	0.73
1:A:410:ASN:OD1	4:8:335:ARG:N	2.22	0.73
1:A:813:ILE:CG1	2:B:128:PHE:HE1	2.00	0.73
1:D:272:MLY:HH13	1:D:435:GLU:OE1	1.87	0.73
1:D:721:LYS:CB	1:D:736:GLN:CD	2.56	0.73
1:G:542:PHE:HA	4:V:143:TYR:HE1	1.34	0.73
1:G:798:LEU:HG	3:I:122:GLU:HB3	1.71	0.73
1:J:732:ILE:N	1:J:733:PRO:CD	2.51	0.73
1:M:218:LEU:HB2	1:M:221:GLN:CG	2.09	0.73
1:M:409:GLY:HA3	4:Z:333:PRO:N	2.03	0.73
1:M:818:TYR:CE1	2:N:127:ARG:HH22	1.41	0.73
2:N:130:PRO:O	2:N:132:GLU:N	2.21	0.73
1:P:190:MLY:HE3	1:P:230:GLU:OE2	1.89	0.73
1:P:786:ILE:CB	1:P:787:ILE:H	1.99	0.73
3:R:24:LYS:CA	3:R:63:ILE:O	2.37	0.73
4:2:203:THR:CB	4:Z:287:ILE:HD13	2.07	0.73
1:A:536:LEU:HD13	1:A:550:PHE:CZ	2.24	0.73
1:A:542:PHE:HA	4:8:143:TYR:HE1	1.34	0.73
1:A:733:PRO:C	1:A:737:PHE:CD1	2.62	0.73
1:D:21:GLU:O	1:D:25:ILE:HG13	1.89	0.73
1:D:530:MET:CE	4:9:355:MET:SD	2.77	0.73
1:G:21:GLU:O	1:G:25:ILE:HG13	1.89	0.73
1:G:190:MLY:HE3	1:G:230:GLU:OE2	1.89	0.73
1:G:536:LEU:HD13	1:G:550:PHE:CZ	2.24	0.73
1:J:21:GLU:O	1:J:25:ILE:HG13	1.89	0.73
1:J:214:MET:HA	1:J:340:ILE:HD11	1.70	0.73
1:J:537:GLU:HG3	4:W:350:SER:O	1.78	0.73
1:J:826:VAL:HG21	2:K:88:LEU:CD2	2.19	0.73
1:M:618:THR:O	1:M:622:LEU:HD13	1.89	0.73
1:M:829:TRP:HZ3	2:N:84:PHE:CZ	2.06	0.73
1:P:217:THR:C	1:P:221:GLN:HE21	1.93	0.73
1:P:410:ASN:OD1	4:1:335:ARG:N	2.21	0.73
1:A:487:LEU:O	1:A:490:PHE:HB3	1.88	0.73
1:A:502:GLU:OE2	1:A:764:MLY:O	2.06	0.73
1:D:290:GLN:C	1:D:331:LEU:HD12	2.09	0.73
1:G:410:ASN:OD1	4:V:335:ARG:N	2.21	0.73

Continued on next page...

Continued from previous page...

Atom-1	Atom-2	Interatomic distance (Å)	Clash overlap (Å)
1:G:735:GLY:CA	1:G:743:ALA:HA	2.18	0.73
1:J:131:TRP:C	1:J:132:LEU:HD12	2.10	0.73
1:J:217:THR:C	1:J:221:GLN:HE21	1.92	0.73
1:J:436:MLY:HE3	1:J:626:TYR:CE1	2.23	0.73
1:M:542:PHE:CD2	4:Z:143:TYR:CE1	2.77	0.73
1:M:795:ARG:NE	3:O:43:ASN:OD1	2.21	0.73
1:P:836:PHE:CE1	2:Q:160:GLY:N	2.51	0.73
4:7:253:GLU:HA	4:7:256:ARG:HG3	1.69	0.73
1:A:131:TRP:C	1:A:132:LEU:HD12	2.09	0.72
1:D:36:SER:O	1:D:52:ILE:HG12	1.89	0.72
1:D:410:ASN:OD1	4:9:335:ARG:N	2.22	0.72
1:D:534:SER:CA	4:9:351:THR:HA	2.19	0.72
1:D:800:ARG:HB3	3:F:149:VAL:HG22	1.70	0.72
1:J:542:PHE:CD2	4:W:143:TYR:CE1	2.77	0.72
1:M:290:GLN:C	1:M:331:LEU:HD12	2.09	0.72
1:M:636:LYS:O	1:M:637:LYS:HB2	1.86	0.72
1:P:214:MET:HA	1:P:340:ILE:HD11	1.70	0.72
1:P:410:ASN:CG	4:1:334:GLU:CA	2.47	0.72
1:P:735:GLY:CA	1:P:743:ALA:HA	2.18	0.72
1:P:817:GLN:OE1	2:Q:127:ARG:HD2	1.89	0.72
4:4:253:GLU:HA	4:4:256:ARG:HG3	1.70	0.72
1:A:272:MLY:HH13	1:A:435:GLU:OE1	1.88	0.72
1:A:802:GLU:O	1:A:806:MET:HG3	1.89	0.72
1:D:409:GLY:HA3	4:9:333:PRO:N	2.03	0.72
1:D:799:MET:CE	3:F:32:ASP:CB	2.54	0.72
1:G:84:MLY:CH2	1:G:719:ASP:O	2.37	0.72
1:G:131:TRP:C	1:G:132:LEU:HD12	2.09	0.72
2:H:144:VAL:CB	2:H:153:ILE:HD11	2.19	0.72
1:M:536:LEU:HD13	1:M:550:PHE:CZ	2.24	0.72
1:M:783:LEU:HA	1:M:786:ILE:CD1	2.18	0.72
1:A:97:LEU:HD22	1:A:712:PRO:HB3	1.69	0.72
1:D:800:ARG:HB3	3:F:149:VAL:CG2	2.20	0.72
2:E:144:VAL:CB	2:E:153:ILE:HD11	2.19	0.72
1:G:292:MET:HE3	1:G:309:PRO:HA	1.70	0.72
1:G:542:PHE:CD2	4:V:143:TYR:CE1	2.78	0.72
1:G:733:PRO:C	1:G:737:PHE:CD1	2.62	0.72
1:J:190:MLY:HE3	1:J:230:GLU:OE2	1.89	0.72
1:J:530:MET:CE	4:W:355:MET:SD	2.77	0.72
1:J:735:GLY:CA	1:J:743:ALA:HA	2.18	0.72
1:M:534:SER:CA	4:Z:351:THR:HA	2.19	0.72
1:A:36:SER:O	1:A:52:ILE:HG12	1.90	0.72

Continued on next page...

Continued from previous page...

Atom-1	Atom-2	Interatomic distance (Å)	Clash overlap (Å)
1:A:237:THR:HG22	1:A:239:ARG:H	1.53	0.72
1:A:530:MET:CE	4:8:355:MET:SD	2.76	0.72
1:D:217:THR:C	1:D:221:GLN:HE21	1.93	0.72
1:D:536:LEU:HD13	1:D:550:PHE:CZ	2.24	0.72
1:G:214:MET:HA	1:G:340:ILE:HD11	1.70	0.72
1:G:409:GLY:HA3	4:V:333:PRO:N	2.03	0.72
1:G:441:MET:O	1:G:445:ILE:HG13	1.88	0.72
1:G:721:LYS:HG2	1:G:736:GLN:CD	1.86	0.72
1:G:797:PHE:HE2	3:I:126:LEU:CD1	2.01	0.72
1:J:237:THR:HG22	1:J:239:ARG:H	1.54	0.72
1:J:290:GLN:C	1:J:331:LEU:HD12	2.09	0.72
1:M:441:MET:O	1:M:445:ILE:HG13	1.88	0.72
1:M:795:ARG:CZ	3:O:43:ASN:OD1	2.17	0.72
1:M:802:GLU:O	1:M:806:MET:HG3	1.89	0.72
1:P:409:GLY:HA3	4:1:333:PRO:N	2.03	0.72
1:P:798:LEU:CD1	3:R:126:LEU:HD21	2.18	0.72
4:2:288:ASP:H	4:4:203:THR:HG22	1.54	0.72
4:8:290:ARG:HH22	4:V:202:THR:HG23	1.50	0.72
1:A:295:MLY:HG3	1:A:332:MET:CE	2.19	0.72
1:A:721:LYS:CB	1:A:736:GLN:CD	2.56	0.72
1:D:190:MLY:HE3	1:D:230:GLU:OE2	1.89	0.72
1:G:534:SER:CA	4:V:351:THR:HA	2.19	0.72
1:G:817:GLN:NE2	2:H:128:PHE:CE1	2.57	0.72
1:J:36:SER:O	1:J:52:ILE:HG12	1.90	0.72
1:J:441:MET:O	1:J:445:ILE:HG13	1.89	0.72
1:J:817:GLN:HB3	2:K:127:ARG:HH11	1.54	0.72
1:M:530:MET:CE	4:Z:355:MET:SD	2.77	0.72
1:P:21:GLU:O	1:P:25:ILE:HG13	1.88	0.72
1:P:131:TRP:C	1:P:132:LEU:HD12	2.10	0.72
1:P:436:MLY:HE3	1:P:626:TYR:CE1	2.23	0.72
1:P:441:MET:O	1:P:445:ILE:HG13	1.88	0.72
1:P:542:PHE:CD2	4:1:143:TYR:CE1	2.77	0.72
4:3:3:ASP:HA	4:3:6:THR:CB	2.18	0.72
1:A:214:MET:HA	1:A:340:ILE:HD11	1.71	0.72
1:A:618:THR:O	1:A:622:LEU:HD13	1.89	0.72
1:D:537:GLU:HG3	4:9:350:SER:O	1.79	0.72
1:D:838:ILE:HD12	2:E:54:MET:HE3	1.68	0.72
2:E:130:PRO:O	2:E:132:GLU:N	2.21	0.72
1:G:290:GLN:C	1:G:331:LEU:HD12	2.09	0.72
1:G:618:THR:O	1:G:622:LEU:HD13	1.89	0.72
1:G:755:HIS:H	1:G:779:ARG:NH2	1.85	0.72

Continued on next page...

Continued from previous page...

Atom-1	Atom-2	Interatomic distance (Å)	Clash overlap (Å)
3:I:24:LYS:CA	3:I:63:ILE:O	2.37	0.72
1:J:762:HIS:H	1:J:762:HIS:CD2	2.07	0.72
1:J:802:GLU:O	1:J:806:MET:HG3	1.89	0.72
1:M:214:MET:HA	1:M:340:ILE:HD11	1.70	0.72
1:M:733:PRO:C	1:M:737:PHE:CD1	2.62	0.72
1:P:295:MLY:HG3	1:P:332:MET:CE	2.20	0.72
1:P:530:MET:CE	4:1:355:MET:SD	2.77	0.72
1:P:618:THR:O	1:P:622:LEU:HD13	1.90	0.72
1:P:640:LYS:O	4:1:23:GLY:O	2.06	0.72
1:P:725:ARG:C	3:R:85:GLU:CD	2.48	0.72
1:P:739:ASP:CB	1:P:742:LYS:HB3	2.12	0.72
1:D:237:THR:HG22	1:D:239:ARG:H	1.54	0.72
1:G:36:SER:O	1:G:52:ILE:HG12	1.90	0.72
1:G:295:MLY:HG3	1:G:332:MET:CE	2.20	0.72
2:K:144:VAL:CB	2:K:153:ILE:HD11	2.19	0.72
1:M:176:LEU:HD12	1:M:176:LEU:N	2.05	0.72
1:M:487:LEU:O	1:M:490:PHE:HB3	1.89	0.72
1:M:795:ARG:NH2	3:O:116:GLU:OE2	2.13	0.72
3:O:24:LYS:CA	3:O:63:ILE:O	2.37	0.72
1:P:176:LEU:HD12	1:P:176:LEU:N	2.05	0.72
1:P:536:LEU:HD13	1:P:550:PHE:CZ	2.24	0.72
4:X:287:ILE:HG13	4:Z:201:VAL:CG2	2.16	0.72
1:D:767:PHE:O	1:D:771:LEU:HD11	1.65	0.72
1:G:487:LEU:O	1:G:490:PHE:HB3	1.89	0.72
1:G:829:TRP:CE3	2:H:87:LYS:NZ	2.58	0.72
1:J:97:LEU:HD22	1:J:712:PRO:HB2	1.70	0.72
1:J:519:LEU:HD12	1:J:519:LEU:N	2.04	0.72
1:J:640:LYS:O	1:J:645:SER:OG	2.06	0.72
1:M:724:TYR:CD1	1:M:775:LEU:HB3	2.24	0.72
2:N:144:VAL:CB	2:N:153:ILE:HD11	2.19	0.72
1:P:36:SER:O	1:P:52:ILE:HG12	1.89	0.72
1:P:726:VAL:CA	3:R:85:GLU:CG	2.66	0.72
4:5:3:ASP:HA	4:5:6:THR:CB	2.17	0.72
1:A:441:MET:O	1:A:445:ILE:HG13	1.88	0.72
1:A:739:ASP:CB	1:A:742:LYS:HB3	2.12	0.72
1:D:830:PRO:HG2	2:E:67:MET:HE1	1.71	0.72
1:G:217:THR:C	1:G:221:GLN:HE21	1.92	0.72
1:G:829:TRP:CZ2	2:H:83:MET:CE	2.73	0.72
1:J:409:GLY:HA3	4:W:333:PRO:N	2.03	0.72
1:J:487:LEU:O	1:J:490:PHE:HB3	1.88	0.72
1:J:640:LYS:O	4:W:23:GLY:O	2.06	0.72

Continued on next page...

Continued from previous page...

Atom-1	Atom-2	Interatomic distance (Å)	Clash overlap (Å)
1:J:826:VAL:HG21	2:K:88:LEU:HD21	1.72	0.72
1:M:72:VAL:HG13	1:M:76:GLN:CB	2.19	0.72
1:M:410:ASN:OD1	4:Z:335:ARG:N	2.21	0.72
1:M:546:THR:HG22	1:M:548:THR:N	2.05	0.72
1:M:817:GLN:CB	2:N:127:ARG:HH11	2.03	0.72
2:Q:144:VAL:CB	2:Q:153:ILE:HD11	2.19	0.72
1:A:754:ASP:HB3	1:A:757:GLN:HG2	1.72	0.72
1:D:295:MLY:HG3	1:D:332:MET:CE	2.20	0.72
1:G:834:LEU:HD21	2:H:34:ILE:HG12	1.70	0.72
1:J:14:ALA:HB3	1:J:15:PRO:HD3	1.72	0.72
1:J:176:LEU:HD12	1:J:176:LEU:N	2.05	0.72
1:J:721:LYS:CB	1:J:736:GLN:CD	2.56	0.72
1:M:295:MLY:HG3	1:M:332:MET:CE	2.19	0.72
1:M:519:LEU:N	1:M:519:LEU:HD12	2.04	0.72
1:P:709:LYS:C	1:P:710:GLY:CA	2.58	0.72
4:Y:3:ASP:HA	4:Y:6:THR:CB	2.17	0.72
1:A:149:GLN:CG	1:A:718:ALA:HB3	2.20	0.71
1:A:190:MLY:HE3	1:A:230:GLU:OE2	1.89	0.71
1:A:550:PHE:HA	4:V:46:GLY:HA3	1.66	0.71
1:A:836:PHE:CE1	2:B:159:HIS:CA	2.73	0.71
2:B:144:VAL:CB	2:B:153:ILE:HD11	2.19	0.71
1:D:214:MET:HA	1:D:340:ILE:HD11	1.70	0.71
1:D:519:LEU:HD12	1:D:519:LEU:N	2.05	0.71
1:D:640:LYS:O	1:D:645:SER:OG	2.06	0.71
1:G:530:MET:CE	4:V:355:MET:SD	2.78	0.71
1:J:295:MLY:HG3	1:J:332:MET:CE	2.19	0.71
1:J:829:TRP:CE3	2:K:87:LYS:NZ	2.57	0.71
1:M:795:ARG:HD3	3:O:43:ASN:OD1	1.87	0.71
1:P:726:VAL:N	3:R:85:GLU:CD	2.44	0.71
2:Q:150:TYR:C	2:Q:151:LYS:CG	2.48	0.71
4:3:287:ILE:CD1	4:5:203:THR:HB	2.19	0.71
1:A:556:ASP:HA	4:V:49:GLN:O	1.70	0.71
2:B:136:MET:O	2:B:140:PHE:HB2	1.90	0.71
1:D:14:ALA:HB3	1:D:15:PRO:HD3	1.72	0.71
2:E:136:MET:O	2:E:140:PHE:HB2	1.90	0.71
1:G:519:LEU:HD12	1:G:519:LEU:N	2.05	0.71
1:G:754:ASP:CB	1:G:776:GLU:OE1	2.39	0.71
1:G:819:ASN:N	2:H:90:GLY:O	2.22	0.71
1:J:733:PRO:C	1:J:737:PHE:CD1	2.62	0.71
1:J:754:ASP:HB3	1:J:757:GLN:HG2	1.72	0.71
1:M:735:GLY:CA	1:M:743:ALA:HA	2.18	0.71

Continued on next page...

Continued from previous page...

Atom-1	Atom-2	Interatomic distance (Å)	Clash overlap (Å)
1:M:804:ARG:O	1:M:808:GLU:N	2.23	0.71
1:P:14:ALA:HB3	1:P:15:PRO:HD3	1.72	0.71
1:P:802:GLU:O	1:P:806:MET:HG3	1.89	0.71
4:3:287:ILE:HB	4:5:204:ALA:H	1.54	0.71
1:A:217:THR:C	1:A:221:GLN:HE21	1.93	0.71
1:A:830:PRO:HB2	2:B:51:PHE:CE1	2.25	0.71
1:D:131:TRP:C	1:D:132:LEU:HD12	2.09	0.71
1:D:618:THR:O	1:D:622:LEU:HD13	1.89	0.71
1:M:486:MLY:HH22	1:M:527:GLU:OE2	1.90	0.71
1:M:786:ILE:O	1:M:790:THR:N	2.23	0.71
1:P:537:GLU:HG3	4:1:350:SER:O	1.78	0.71
1:P:640:LYS:O	1:P:645:SER:OG	2.06	0.71
2:B:117:LEU:HD12	2:B:147:ASN:CA	2.20	0.71
1:D:798:LEU:HD21	3:F:122:GLU:HB3	1.71	0.71
1:G:72:VAL:HG13	1:G:76:GLN:CB	2.19	0.71
1:G:735:GLY:C	1:G:743:ALA:HB1	1.84	0.71
1:M:217:THR:C	1:M:221:GLN:HE21	1.92	0.71
1:M:721:LYS:CB	1:M:736:GLN:CD	2.56	0.71
1:P:290:GLN:C	1:P:331:LEU:HD12	2.09	0.71
4:1:3:ASP:HA	4:1:6:THR:CB	2.18	0.71
4:9:3:ASP:HA	4:9:6:THR:CB	2.18	0.71
4:V:286:ASP:OD1	4:X:203:THR:N	2.23	0.71
4:W:324:THR:HG23	4:Y:247:VAL:HG22	1.70	0.71
1:A:499:GLU:CD	1:A:766:PHE:CE2	2.64	0.71
1:D:486:MLY:HH22	1:D:527:GLU:OE2	1.90	0.71
1:D:754:ASP:HB3	1:D:757:GLN:HG2	1.72	0.71
2:H:136:MET:O	2:H:140:PHE:HB2	1.90	0.71
1:M:723:ARG:NH2	1:M:779:ARG:NH1	2.38	0.71
1:M:762:HIS:CD2	1:M:762:HIS:H	2.07	0.71
1:P:769:ALA:O	1:P:771:LEU:N	2.14	0.71
1:A:217:THR:O	1:A:220:ASP:HB2	1.91	0.71
1:A:641:LYS:HD2	4:8:348:SER:HA	1.73	0.71
2:E:117:LEU:HD12	2:E:147:ASN:CA	2.20	0.71
2:E:121:LEU:CG	2:E:128:PHE:HA	2.14	0.71
1:G:739:ASP:CB	1:G:742:LYS:HB3	2.12	0.71
1:G:769:ALA:HB2	1:G:770:GLY:N	2.03	0.71
1:J:798:LEU:HD11	3:L:126:LEU:HD11	0.73	0.71
1:M:795:ARG:HH22	3:O:116:GLU:CD	1.89	0.71
1:P:733:PRO:C	1:P:737:PHE:HD1	1.88	0.71
4:1:113:LYS:HZ2	4:2:252:ASN:HB2	1.52	0.71
4:4:3:ASP:HA	4:4:6:THR:CB	2.18	0.71

Continued on next page...

Continued from previous page...

Atom-1	Atom-2	Interatomic distance (Å)	Clash overlap (Å)
4:W:3:ASP:HA	4:W:6:THR:CB	2.18	0.71
4:Z:3:ASP:HA	4:Z:6:THR:CB	2.18	0.71
1:A:505:MLY:HB2	1:A:761:GLY:CA	2.16	0.71
1:A:818:TYR:HB3	2:B:90:GLY:N	2.05	0.71
1:D:176:LEU:HD12	1:D:176:LEU:N	2.05	0.71
1:G:754:ASP:HB3	1:G:757:GLN:HG2	1.72	0.71
1:J:618:THR:O	1:J:622:LEU:HD13	1.89	0.71
1:J:641:LYS:HD2	4:W:348:SER:HA	1.72	0.71
1:J:792:ALA:HB2	3:L:42:THR:N	2.04	0.71
2:N:136:MET:O	2:N:140:PHE:HB2	1.90	0.71
1:P:86:ASP:OD2	1:P:87:MLY:HH13	1.91	0.71
2:B:114:LYS:HA	2:B:146:GLY:C	2.03	0.71
1:G:217:THR:O	1:G:220:ASP:HB2	1.91	0.71
1:G:641:LYS:HD2	4:V:348:SER:HA	1.73	0.71
1:J:486:MLY:HH22	1:J:527:GLU:OE2	1.90	0.71
1:J:817:GLN:CD	2:K:127:ARG:CG	2.59	0.71
1:J:820:VAL:CG1	2:K:136:MET:HE1	2.21	0.71
1:M:36:SER:O	1:M:52:ILE:HG12	1.90	0.71
1:M:245:ARG:HD3	1:M:271:GLU:OE1	1.90	0.71
1:P:797:PHE:HE1	3:R:146:ILE:CA	1.89	0.71
2:Q:136:MET:O	2:Q:140:PHE:HB2	1.90	0.71
1:A:28:GLN:HE22	1:A:723:ARG:NH2	1.83	0.71
1:A:72:VAL:HG13	1:A:76:GLN:CB	2.19	0.71
1:A:519:LEU:HD12	1:A:519:LEU:N	2.04	0.71
1:A:792:ALA:CB	3:C:42:THR:CG2	2.51	0.71
1:D:641:LYS:HD2	4:9:348:SER:HA	1.73	0.71
1:J:217:THR:O	1:J:220:ASP:HB2	1.91	0.71
1:J:530:MET:CG	4:W:354:GLN:CB	2.30	0.71
1:M:754:ASP:HB3	1:M:757:GLN:HG2	1.71	0.71
1:P:56:GLU:CB	1:P:59:MLY:HB3	2.19	0.71
1:P:274:ARG:NH2	1:P:282:GLU:OE1	2.24	0.71
1:P:519:LEU:N	1:P:519:LEU:HD12	2.05	0.71
1:P:641:LYS:HD2	4:1:348:SER:HA	1.73	0.71
1:P:643:GLY:N	4:1:24:ASP:CA	2.46	0.71
1:P:725:ARG:CG	3:R:85:GLU:OE1	2.39	0.71
4:2:3:ASP:HA	4:2:6:THR:CB	2.18	0.71
1:D:733:PRO:C	1:D:737:PHE:CD1	2.62	0.71
1:D:735:GLY:C	1:D:743:ALA:HB2	1.82	0.71
1:G:14:ALA:HB3	1:G:15:PRO:HD3	1.72	0.71
1:G:752:ASP:O	1:G:780:ASP:CG	2.29	0.71
1:G:796:GLY:HA2	3:I:35:ARG:NE	2.06	0.71

Continued on next page...

Continued from previous page...

Atom-1	Atom-2	Interatomic distance (Å)	Clash overlap (Å)
1:G:836:PHE:CZ	2:H:159:HIS:HA	2.25	0.71
1:M:630:ALA:O	4:Z:25:ASP:HB2	1.91	0.71
1:P:84:MLY:CD	1:P:776:GLU:OE2	2.39	0.71
1:P:486:MLY:HH22	1:P:527:GLU:OE2	1.90	0.71
2:Q:117:LEU:HD12	2:Q:147:ASN:CA	2.19	0.71
2:Q:117:LEU:HB2	2:Q:147:ASN:HD21	1.47	0.71
4:2:202:THR:CA	4:Z:287:ILE:CG1	2.69	0.71
1:A:290:GLN:C	1:A:331:LEU:HD12	2.09	0.70
1:A:798:LEU:CD1	3:C:126:LEU:CD1	2.56	0.70
1:A:809:ARG:NH1	2:B:124:GLY:HA2	2.06	0.70
3:C:4:LYS:N	3:C:5:ALA:O	2.17	0.70
1:J:206:LYS:HD3	1:J:217:THR:HG23	0.71	0.70
1:J:530:MET:HE2	4:W:354:GLN:HG3	1.72	0.70
1:J:643:GLY:N	4:W:24:ASP:CA	2.46	0.70
1:M:14:ALA:HB3	1:M:15:PRO:HD3	1.73	0.70
1:M:217:THR:O	1:M:220:ASP:HB2	1.91	0.70
1:M:641:LYS:HD2	4:Z:348:SER:HA	1.73	0.70
1:M:796:GLY:CA	3:O:35:ARG:HD3	2.20	0.70
1:P:508:ILE:HD11	1:P:766:PHE:HD1	1.48	0.70
1:A:643:GLY:N	4:8:24:ASP:CA	2.46	0.70
1:G:176:LEU:HD12	1:G:176:LEU:N	2.05	0.70
1:G:791:GLN:OE1	3:I:116:GLU:HG3	1.90	0.70
1:M:579:PHE:HD2	1:M:592:ILE:HD11	1.56	0.70
1:M:797:PHE:HE2	3:O:126:LEU:CD2	2.03	0.70
1:P:245:ARG:HD3	1:P:271:GLU:OE1	1.90	0.70
1:P:783:LEU:HA	1:P:786:ILE:HG13	1.73	0.70
1:P:795:ARG:HG2	3:R:118:MET:HE1	1.71	0.70
1:A:86:ASP:OD2	1:A:87:MLY:HH13	1.91	0.70
1:A:176:LEU:N	1:A:176:LEU:HD12	2.05	0.70
1:A:245:ARG:HD3	1:A:271:GLU:OE1	1.90	0.70
1:A:274:ARG:NH2	1:A:282:GLU:OE1	2.24	0.70
1:A:831:TRP:CH2	2:B:34:ILE:HG23	2.27	0.70
1:D:86:ASP:OD2	1:D:87:MLY:HH13	1.91	0.70
1:J:93:MET:SD	1:J:716:LEU:N	2.64	0.70
1:J:796:GLY:N	3:L:35:ARG:CZ	2.54	0.70
1:M:56:GLU:CB	1:M:59:MLY:HB3	2.19	0.70
1:P:237:THR:HG22	1:P:239:ARG:H	1.54	0.70
1:P:721:LYS:CB	1:P:736:GLN:CD	2.57	0.70
1:P:726:VAL:HG23	3:R:85:GLU:HB3	0.74	0.70
4:8:3:ASP:HA	4:8:6:THR:CB	2.17	0.70
1:A:813:ILE:HG12	2:B:128:PHE:HE1	1.56	0.70

Continued on next page...

Continued from previous page...

Atom-1	Atom-2	Interatomic distance (Å)	Clash overlap (Å)
1:D:123:CYS:HB2	1:D:158:ILE:HD11	1.73	0.70
1:D:274:ARG:NH2	1:D:282:GLU:OE1	2.24	0.70
1:D:546:THR:HG22	1:D:548:THR:N	2.05	0.70
1:D:579:PHE:HD2	1:D:592:ILE:HD11	1.57	0.70
1:G:166:MET:HE3	1:G:254:PHE:HD2	1.55	0.70
1:G:530:MET:HE3	4:V:354:GLN:HG2	1.69	0.70
1:G:829:TRP:CZ2	2:H:83:MET:HE1	2.26	0.70
1:P:762:HIS:H	1:P:762:HIS:CD2	2.07	0.70
1:P:798:LEU:CD1	3:R:126:LEU:CD2	2.70	0.70
1:A:486:MLY:HH22	1:A:527:GLU:OE2	1.90	0.70
1:G:274:ARG:NH2	1:G:282:GLU:OE1	2.24	0.70
1:G:577:ALA:O	1:G:578:HIS:CG	2.45	0.70
1:J:86:ASP:OD2	1:J:87:MLY:HH13	1.91	0.70
1:J:579:PHE:HD2	1:J:592:ILE:HD11	1.57	0.70
1:J:791:GLN:HE21	3:L:115:GLY:HA3	1.57	0.70
1:M:86:ASP:OD2	1:M:87:MLY:HH13	1.91	0.70
1:M:274:ARG:NH2	1:M:282:GLU:OE1	2.24	0.70
1:P:810:ARG:HH11	1:P:810:ARG:HG2	1.57	0.70
1:A:14:ALA:HB3	1:A:15:PRO:HD3	1.72	0.70
1:A:768:MLY:HB3	1:A:771:LEU:HB2	0.81	0.70
1:A:787:ILE:HG22	1:A:788:THR:N	2.07	0.70
1:A:810:ARG:HG2	1:A:810:ARG:HH11	1.57	0.70
1:A:819:ASN:HB2	2:B:90:GLY:O	1.92	0.70
1:D:810:ARG:HG2	1:D:810:ARG:HH11	1.57	0.70
1:G:245:ARG:HD3	1:G:271:GLU:OE1	1.90	0.70
1:G:546:THR:HG22	1:G:548:THR:N	2.05	0.70
3:I:48:LYS:HB3	3:I:52:ASN:HD21	1.56	0.70
1:J:245:ARG:HD3	1:J:271:GLU:OE1	1.90	0.70
1:J:739:ASP:CB	1:J:742:LYS:HB3	2.12	0.70
1:M:577:ALA:O	1:M:578:HIS:CG	2.45	0.70
1:M:797:PHE:HE1	3:O:149:VAL:HG12	1.56	0.70
1:M:810:ARG:HG2	1:M:810:ARG:HH11	1.57	0.70
2:N:117:LEU:HD12	2:N:147:ASN:CA	2.19	0.70
1:P:206:LYS:HD3	1:P:217:THR:HG23	0.71	0.70
4:2:287:ILE:HG13	4:4:202:THR:CA	2.16	0.70
1:A:499:GLU:OE2	1:A:766:PHE:HE2	1.75	0.70
2:B:111:SER:OG	2:B:148:VAL:HG12	1.92	0.70
1:D:507:GLY:O	1:D:761:GLY:HA2	1.90	0.70
1:G:123:CYS:HB2	1:G:158:ILE:HD11	1.73	0.70
1:G:486:MLY:HH22	1:G:527:GLU:OE2	1.90	0.70
1:J:123:CYS:HB2	1:J:158:ILE:HD11	1.73	0.70

Continued on next page...

Continued from previous page...

Atom-1	Atom-2	Interatomic distance (Å)	Clash overlap (Å)
1:J:795:ARG:O	3:L:35:ARG:NH2	2.25	0.70
2:K:136:MET:O	2:K:140:PHE:HB2	1.90	0.70
3:L:48:LYS:HB3	3:L:52:ASN:HD21	1.57	0.70
1:P:579:PHE:HD2	1:P:592:ILE:HD11	1.57	0.70
4:1:113:LYS:HZ1	4:2:252:ASN:HB2	1.55	0.70
3:C:25:ILE:O	3:C:63:ILE:HB	1.92	0.70
3:C:48:LYS:HB3	3:C:52:ASN:HD21	1.57	0.70
1:D:534:SER:C	4:9:351:THR:CA	2.47	0.70
1:D:815:CYS:O	2:E:90:GLY:O	2.09	0.70
1:D:819:ASN:OD1	2:E:91:ALA:HA	1.46	0.70
3:F:25:ILE:O	3:F:63:ILE:HB	1.92	0.70
1:G:28:GLN:CD	1:G:723:ARG:NH1	2.45	0.70
1:G:206:LYS:HD3	1:G:217:THR:HG23	0.70	0.70
1:G:829:TRP:CH2	2:H:87:LYS:HE2	2.27	0.70
3:I:25:ILE:O	3:I:63:ILE:HB	1.92	0.70
1:J:829:TRP:CZ3	2:K:84:PHE:CZ	2.79	0.70
1:M:782:MLY:C	1:M:783:LEU:HD12	2.22	0.70
1:M:831:TRP:HH2	2:N:47:LEU:HD23	1.53	0.70
1:P:577:ALA:O	1:P:578:HIS:CG	2.44	0.70
1:P:754:ASP:HB3	1:P:757:GLN:HG2	1.72	0.70
1:A:206:LYS:HD3	1:A:217:THR:HG23	0.71	0.70
1:A:795:ARG:HG2	3:C:118:MET:HE1	1.74	0.70
1:G:86:ASP:OD2	1:G:87:MLY:HH13	1.91	0.70
1:G:556:ASP:OD2	4:X:47:MET:HE2	1.92	0.70
1:G:579:PHE:HD2	1:G:592:ILE:HD11	1.57	0.70
1:G:755:HIS:CB	1:G:779:ARG:NH2	2.54	0.70
2:Q:111:SER:OG	2:Q:148:VAL:HG12	1.92	0.70
4:3:287:ILE:CG2	4:5:204:ALA:H	2.04	0.70
4:5:1:ASP:HA	4:5:4:GLU:HB3	1.74	0.70
4:Z:1:ASP:HA	4:Z:4:GLU:HB3	1.74	0.70
1:A:149:GLN:CG	1:A:719:ASP:N	2.46	0.70
1:A:579:PHE:HD2	1:A:592:ILE:HD11	1.57	0.70
1:A:813:ILE:HG12	2:B:128:PHE:CE1	2.25	0.70
1:D:217:THR:O	1:D:220:ASP:HB2	1.91	0.70
1:D:819:ASN:N	2:E:90:GLY:O	2.24	0.70
3:F:48:LYS:HB3	3:F:52:ASN:HD21	1.57	0.70
1:J:546:THR:HG22	1:J:548:THR:N	2.05	0.70
1:J:577:ALA:O	1:J:578:HIS:CG	2.44	0.70
1:J:756:THR:HG22	1:J:776:GLU:OE1	1.83	0.70
1:P:123:CYS:HB2	1:P:158:ILE:HD11	1.73	0.70
1:P:797:PHE:CD1	3:R:146:ILE:CG2	2.75	0.70

Continued on next page...

Continued from previous page...

Atom-1	Atom-2	Interatomic distance (Å)	Clash overlap (Å)
3:R:48:LYS:HB3	3:R:52:ASN:HD21	1.57	0.70
4:X:287:ILE:HG13	4:Z:201:VAL:CB	2.22	0.70
1:A:499:GLU:OE2	1:A:766:PHE:CE2	2.45	0.69
1:A:530:MET:HE3	4:8:354:GLN:HG2	1.72	0.69
1:A:834:LEU:HD22	2:B:54:MET:CE	2.16	0.69
1:D:245:ARG:HD3	1:D:271:GLU:OE1	1.90	0.69
2:E:111:SER:OG	2:E:148:VAL:HG12	1.92	0.69
1:G:643:GLY:N	4:V:24:ASP:CA	2.47	0.69
1:G:732:ILE:CG2	1:G:747:LEU:HD11	1.26	0.69
1:G:819:ASN:CG	2:H:90:GLY:O	2.29	0.69
2:K:117:LEU:HD12	2:K:147:ASN:CA	2.19	0.69
1:M:206:LYS:HD3	1:M:217:THR:HG23	0.70	0.69
1:M:213:LYS:HA	1:M:220:ASP:OD1	1.92	0.69
1:M:795:ARG:HB3	3:O:35:ARG:NH1	2.05	0.69
1:P:723:ARG:HE	1:P:779:ARG:NE	1.89	0.69
1:P:831:TRP:CZ3	2:Q:34:ILE:HD13	2.24	0.69
4:4:324:THR:HG21	4:6:244:ASP:N	1.80	0.69
1:A:123:CYS:HB2	1:A:158:ILE:HD11	1.73	0.69
1:A:762:HIS:CD2	1:A:762:HIS:H	2.08	0.69
1:D:553:MLY:HG2	4:W:47:MET:N	2.07	0.69
1:D:577:ALA:O	1:D:578:HIS:CG	2.45	0.69
1:G:410:ASN:CG	4:V:334:GLU:CA	2.47	0.69
1:G:757:GLN:OE1	1:G:772:LEU:C	2.31	0.69
1:G:795:ARG:NH2	3:I:116:GLU:CD	2.34	0.69
1:G:834:LEU:HD22	2:H:34:ILE:CD1	2.22	0.69
1:J:292:MET:HE3	1:J:309:PRO:HA	1.74	0.69
1:J:791:GLN:NE2	3:L:115:GLY:HA3	2.06	0.69
1:J:797:PHE:HZ	3:L:146:ILE:HD13	1.37	0.69
3:O:25:ILE:O	3:O:63:ILE:HB	1.92	0.69
1:P:217:THR:O	1:P:220:ASP:HB2	1.91	0.69
1:P:792:ALA:CA	3:R:42:THR:HG22	2.21	0.69
1:P:799:MET:SD	3:R:32:ASP:OD2	2.50	0.69
4:1:205:GLU:HG3	4:Y:287:ILE:HD13	1.73	0.69
4:3:322:PRO:HB2	4:5:244:ASP:HB3	1.70	0.69
4:V:325:MET:CE	4:X:244:ASP:CB	2.70	0.69
1:A:502:GLU:CD	1:A:761:GLY:N	2.43	0.69
1:A:577:ALA:O	1:A:578:HIS:CG	2.45	0.69
1:A:599:ASN:CA	1:A:649:VAL:CB	2.54	0.69
1:A:795:ARG:CD	3:C:43:ASN:CG	2.60	0.69
1:G:56:GLU:CB	1:G:59:MLY:HB3	2.19	0.69
1:G:93:MET:SD	1:G:715:VAL:CA	2.81	0.69

Continued on next page...

Continued from previous page...

Atom-1	Atom-2	Interatomic distance (Å)	Clash overlap (Å)
1:G:149:GLN:CG	1:G:716:LEU:HD11	2.22	0.69
1:G:503:TYR:CE1	1:G:711:PHE:HE2	2.05	0.69
1:G:782:MLY:C	1:G:783:LEU:HD12	2.22	0.69
1:G:810:ARG:HG2	1:G:810:ARG:HH11	1.57	0.69
1:J:534:SER:C	4:W:351:THR:CA	2.47	0.69
1:J:782:MLY:C	1:J:783:LEU:HD12	2.22	0.69
1:J:810:ARG:HG2	1:J:810:ARG:HH11	1.57	0.69
2:K:111:SER:OG	2:K:148:VAL:HG12	1.92	0.69
1:M:795:ARG:NE	3:O:118:MET:HE1	2.07	0.69
1:M:805:ALA:C	1:M:807:VAL:N	2.45	0.69
1:M:819:ASN:OD1	2:N:91:ALA:C	2.28	0.69
3:R:25:ILE:O	3:R:63:ILE:HB	1.92	0.69
4:3:324:THR:HG21	4:5:243:PRO:C	2.11	0.69
4:V:3:ASP:HA	4:V:6:THR:CB	2.18	0.69
1:D:56:GLU:CB	1:D:59:MLY:HB3	2.20	0.69
1:D:206:LYS:HD3	1:D:217:THR:HG23	0.71	0.69
1:D:795:ARG:HH21	3:F:116:GLU:CB	2.05	0.69
1:G:834:LEU:HD13	2:H:51:PHE:CE1	2.27	0.69
2:H:111:SER:OG	2:H:148:VAL:HG12	1.92	0.69
1:M:767:PHE:CZ	1:M:772:LEU:CD1	2.75	0.69
1:P:733:PRO:C	1:P:737:PHE:CD1	2.62	0.69
1:P:803:TYR:O	1:P:807:VAL:CG2	2.40	0.69
4:2:203:THR:H	4:Z:287:ILE:HB	1.55	0.69
4:2:287:ILE:CG2	4:4:203:THR:N	2.55	0.69
4:8:1:ASP:HA	4:8:4:GLU:HB3	1.74	0.69
4:X:287:ILE:O	4:Z:205:GLU:CD	2.31	0.69
1:A:149:GLN:CB	1:A:718:ALA:C	2.57	0.69
1:A:502:GLU:HG3	1:A:760:PHE:C	2.12	0.69
1:A:505:MLY:CD	1:A:762:HIS:CD2	2.74	0.69
1:A:793:ARG:HH21	3:C:147:MET:HE1	1.56	0.69
1:A:797:PHE:HE2	3:C:126:LEU:CD2	2.03	0.69
1:J:72:VAL:HG13	1:J:76:GLN:CB	2.19	0.69
1:J:274:ARG:NH2	1:J:282:GLU:OE1	2.24	0.69
1:J:630:ALA:O	4:W:25:ASP:CB	2.41	0.69
2:K:117:LEU:CB	2:K:147:ASN:OD1	2.39	0.69
1:M:506:GLU:OE2	1:M:764:MLY:HG3	1.93	0.69
1:P:546:THR:HG22	1:P:548:THR:N	2.05	0.69
1:P:630:ALA:O	4:1:25:ASP:CB	2.41	0.69
4:2:1:ASP:HA	4:2:4:GLU:HB3	1.74	0.69
4:V:1:ASP:HA	4:V:4:GLU:HB3	1.74	0.69
1:D:823:PHE:CD1	2:E:160:GLY:CA	2.75	0.69

Continued on next page...

Continued from previous page...

Atom-1	Atom-2	Interatomic distance (Å)	Clash overlap (Å)
1:G:642:LYS:HB3	4:V:21:PHE:O	1.92	0.69
1:J:787:ILE:HG22	1:J:788:THR:N	2.07	0.69
1:M:829:TRP:CZ3	2:N:84:PHE:CZ	2.81	0.69
1:P:630:ALA:O	4:1:25:ASP:HB2	1.92	0.69
1:P:782:MLY:C	1:P:783:LEU:HD12	2.22	0.69
4:1:1:ASP:HA	4:1:4:GLU:HB3	1.74	0.69
4:3:288:ASP:N	4:5:203:THR:CG2	2.56	0.69
4:7:3:ASP:HA	4:7:6:THR:CB	2.18	0.69
1:A:56:GLU:CB	1:A:59:MLY:HB3	2.19	0.69
1:D:123:CYS:HB2	1:D:158:ILE:CD1	2.23	0.69
1:D:556:ASP:HA	4:W:49:GLN:O	1.70	0.69
1:G:831:TRP:CH2	2:H:47:LEU:HD22	2.21	0.69
1:J:530:MET:HE3	4:W:354:GLN:HG2	1.74	0.69
1:J:630:ALA:O	4:W:25:ASP:HB2	1.92	0.69
1:J:821:ARG:HH21	2:K:127:ARG:HG2	1.53	0.69
1:M:541:MET:CG	4:Z:345:ILE:O	2.41	0.69
1:M:838:ILE:HD11	2:N:54:MET:SD	2.32	0.69
3:O:48:LYS:HB3	3:O:52:ASN:HD21	1.57	0.69
2:Q:117:LEU:CB	2:Q:147:ASN:OD1	2.39	0.69
1:D:72:VAL:HG13	1:D:76:GLN:CB	2.19	0.69
1:D:642:LYS:HB3	4:9:21:PHE:O	1.93	0.69
1:D:787:ILE:HG22	1:D:788:THR:N	2.07	0.69
1:D:815:CYS:O	1:D:819:ASN:HB2	1.93	0.69
2:E:117:LEU:CB	2:E:147:ASN:ND2	2.35	0.69
1:G:93:MET:HG2	1:G:715:VAL:CA	2.23	0.69
1:G:213:LYS:HA	1:G:220:ASP:OD1	1.92	0.69
1:G:815:CYS:O	1:G:819:ASN:HB2	1.93	0.69
3:L:48:LYS:C	3:L:52:ASN:HD21	1.96	0.69
1:M:530:MET:HE3	4:Z:354:GLN:CG	2.21	0.69
1:M:642:LYS:HB3	4:Z:21:PHE:O	1.92	0.69
1:M:797:PHE:CD1	3:O:149:VAL:HG13	2.26	0.69
1:M:807:VAL:O	1:M:810:ARG:HB2	1.93	0.69
1:M:819:ASN:CG	2:N:90:GLY:O	2.30	0.69
1:P:166:MET:HE1	1:P:254:PHE:HB2	1.72	0.69
1:P:533:PHE:O	1:P:537:GLU:HG2	1.93	0.69
1:P:732:ILE:HG21	1:P:747:LEU:HD11	0.73	0.69
4:2:287:ILE:HG23	4:4:202:THR:HG1	1.55	0.69
4:X:3:ASP:HA	4:X:6:THR:CB	2.18	0.69
1:A:292:MET:HE3	1:A:309:PRO:HA	1.74	0.69
1:A:791:GLN:OE1	3:C:116:GLU:CG	2.31	0.69
1:D:797:PHE:CE1	3:F:146:ILE:CG2	2.69	0.69

Continued on next page...

Continued from previous page...

Atom-1	Atom-2	Interatomic distance (Å)	Clash overlap (Å)
1:D:807:VAL:O	1:D:810:ARG:HB2	1.93	0.69
1:G:533:PHE:O	1:G:537:GLU:HG2	1.93	0.69
1:G:762:HIS:H	1:G:762:HIS:CD2	2.08	0.69
1:G:807:VAL:O	1:G:810:ARG:HB2	1.93	0.69
1:J:815:CYS:O	1:J:819:ASN:HB2	1.93	0.69
1:P:72:VAL:HG13	1:P:76:GLN:CB	2.19	0.69
1:P:831:TRP:CZ2	2:Q:47:LEU:HD21	2.27	0.69
4:1:166:TYR:HE2	4:3:40:HIS:HB2	1.56	0.69
4:1:205:GLU:CG	4:Y:287:ILE:HD13	2.23	0.69
4:6:3:ASP:HA	4:6:6:THR:CB	2.18	0.69
1:A:546:THR:HG22	1:A:548:THR:N	2.05	0.69
1:A:630:ALA:O	4:8:25:ASP:HB2	1.92	0.69
1:A:707:CYS:CA	1:A:714:ARG:CZ	2.66	0.69
1:A:798:LEU:CD1	3:C:126:LEU:CD2	2.52	0.69
1:A:815:CYS:O	1:A:819:ASN:HB2	1.93	0.69
1:D:799:MET:SD	3:F:32:ASP:CG	2.71	0.69
2:E:117:LEU:CB	2:E:147:ASN:OD1	2.39	0.69
1:G:93:MET:CE	1:G:764:MLY:HD3	2.23	0.69
1:G:505:MLY:HE3	1:G:762:HIS:NE2	2.08	0.69
1:J:757:GLN:NE2	1:J:777:GLU:H	1.90	0.69
1:M:538:GLU:CD	4:Z:355:MET:CE	2.62	0.69
1:M:630:ALA:O	4:Z:25:ASP:CB	2.41	0.69
1:P:726:VAL:CA	3:R:85:GLU:CB	2.67	0.69
1:P:807:VAL:O	1:P:810:ARG:HB2	1.93	0.69
4:6:1:ASP:HA	4:6:4:GLU:HB3	1.74	0.69
1:A:213:LYS:HA	1:A:220:ASP:OD1	1.92	0.68
1:A:295:MLY:HG3	1:A:332:MET:HE1	1.74	0.68
1:D:630:ALA:O	4:9:25:ASP:HB2	1.92	0.68
1:D:762:HIS:H	1:D:762:HIS:CD2	2.08	0.68
1:D:782:MLY:C	1:D:783:LEU:HD12	2.22	0.68
3:F:3:SER:O	3:F:4:LYS:CB	2.41	0.68
1:G:541:MET:CG	4:V:345:ILE:O	2.41	0.68
3:I:3:SER:O	3:I:4:LYS:CB	2.41	0.68
2:K:144:VAL:CG1	2:K:153:ILE:HD13	2.20	0.68
3:L:25:ILE:O	3:L:63:ILE:HB	1.92	0.68
1:P:123:CYS:HB2	1:P:158:ILE:CD1	2.23	0.68
1:P:652:LEU:O	1:P:655:GLU:N	2.27	0.68
1:P:817:GLN:HB3	2:Q:127:ARG:HD3	1.74	0.68
1:A:62:VAL:HG12	1:A:63:MLY:O	1.93	0.68
1:A:837:MLY:CH2	2:H:20:ASP:CB	2.71	0.68
1:D:652:LEU:O	1:D:655:GLU:N	2.27	0.68

Continued on next page...

Continued from previous page...

Atom-1	Atom-2	Interatomic distance (Å)	Clash overlap (Å)
1:G:556:ASP:OD2	4:X:47:MET:CE	2.39	0.68
2:H:117:LEU:HD12	2:H:147:ASN:CA	2.20	0.68
1:J:123:CYS:HB2	1:J:158:ILE:CD1	2.23	0.68
1:J:213:LYS:HA	1:J:220:ASP:OD1	1.92	0.68
1:J:831:TRP:HZ3	2:K:34:ILE:HD13	1.59	0.68
1:M:787:ILE:HG22	1:M:788:THR:N	2.07	0.68
1:M:818:TYR:CE1	2:N:127:ARG:NH1	2.59	0.68
1:P:541:MET:CG	4:1:345:ILE:O	2.40	0.68
1:P:709:LYS:CA	1:P:710:GLY:N	2.56	0.68
1:P:787:ILE:HG22	1:P:788:THR:N	2.07	0.68
1:P:815:CYS:O	1:P:819:ASN:HB2	1.93	0.68
4:W:1:ASP:HA	4:W:4:GLU:HB3	1.74	0.68
1:A:793:ARG:HH21	3:C:147:MET:HE3	1.56	0.68
1:G:62:VAL:HG12	1:G:63:MLY:O	1.94	0.68
1:G:802:GLU:OE1	1:G:802:GLU:HA	1.93	0.68
1:G:817:GLN:HG3	2:H:128:PHE:CE1	2.28	0.68
1:J:652:LEU:O	1:J:655:GLU:N	2.27	0.68
1:J:795:ARG:CZ	3:L:116:GLU:OE1	2.42	0.68
1:M:62:VAL:HG12	1:M:63:MLY:O	1.94	0.68
1:M:123:CYS:HB2	1:M:158:ILE:HD11	1.73	0.68
1:M:643:GLY:N	4:Z:24:ASP:CA	2.46	0.68
2:N:117:LEU:CB	2:N:147:ASN:OD1	2.39	0.68
3:O:3:SER:O	3:O:4:LYS:CB	2.41	0.68
4:5:160:THR:HG21	4:5:274:ILE:HD11	1.76	0.68
1:A:541:MET:CG	4:8:345:ILE:O	2.41	0.68
1:A:795:ARG:NH2	3:C:116:GLU:OE1	2.25	0.68
1:D:213:LYS:HA	1:D:220:ASP:OD1	1.92	0.68
1:D:533:PHE:O	1:D:537:GLU:HG2	1.93	0.68
1:G:553:MLY:HH12	4:X:45:VAL:CG2	2.21	0.68
1:J:807:VAL:O	1:J:810:ARG:HB2	1.93	0.68
1:P:213:LYS:HA	1:P:220:ASP:OD1	1.92	0.68
4:3:1:ASP:HA	4:3:4:GLU:HB3	1.74	0.68
1:A:553:MLY:HG2	4:V:47:MET:N	2.07	0.68
1:D:541:MET:CG	4:9:345:ILE:O	2.41	0.68
1:D:798:LEU:CD1	3:F:126:LEU:HD21	2.22	0.68
1:D:819:ASN:ND2	2:E:90:GLY:C	2.33	0.68
1:G:123:CYS:HB2	1:G:158:ILE:CD1	2.23	0.68
1:G:817:GLN:HG2	2:H:127:ARG:HB3	1.75	0.68
1:J:796:GLY:HA2	3:L:35:ARG:CG	2.24	0.68
1:P:831:TRP:HH2	2:Q:47:LEU:HD23	1.55	0.68
4:9:1:ASP:HA	4:9:4:GLU:HB3	1.74	0.68

Continued on next page...

Continued from previous page...

Atom-1	Atom-2	Interatomic distance (Å)	Clash overlap (Å)
1:A:630:ALA:O	4:8:25:ASP:CB	2.41	0.68
1:D:630:ALA:O	4:9:25:ASP:CB	2.41	0.68
1:G:506:GLU:OE2	1:G:760:PHE:C	2.31	0.68
1:G:530:MET:HE2	4:V:354:GLN:HG3	1.74	0.68
1:G:797:PHE:HE2	3:I:126:LEU:HD22	1.50	0.68
1:J:642:LYS:HB3	4:W:21:PHE:O	1.92	0.68
1:J:756:THR:O	1:J:776:GLU:OE1	2.12	0.68
1:M:123:CYS:HB2	1:M:158:ILE:CD1	2.23	0.68
1:P:506:GLU:O	1:P:761:GLY:C	2.31	0.68
1:P:797:PHE:HE2	3:R:146:ILE:HD12	1.52	0.68
1:A:530:MET:HE2	4:8:354:GLN:HG3	1.75	0.68
1:A:550:PHE:HE2	1:A:592:ILE:HG23	1.59	0.68
1:A:807:VAL:O	1:A:810:ARG:HB2	1.93	0.68
2:B:117:LEU:CB	2:B:147:ASN:OD1	2.39	0.68
1:D:732:ILE:HG23	1:D:747:LEU:CB	1.85	0.68
1:D:739:ASP:CB	1:D:742:LYS:HB3	2.12	0.68
1:G:795:ARG:HH21	3:I:116:GLU:CB	2.06	0.68
1:P:534:SER:C	4:1:351:THR:CA	2.47	0.68
1:P:797:PHE:HE1	3:R:146:ILE:O	1.71	0.68
4:4:1:ASP:HA	4:4:4:GLU:HB3	1.74	0.68
4:X:160:THR:HG21	4:X:274:ILE:HD11	1.76	0.68
4:Y:1:ASP:HA	4:Y:4:GLU:HB3	1.74	0.68
1:A:831:TRP:HZ3	2:B:50:THR:CG2	1.54	0.68
3:C:48:LYS:C	3:C:52:ASN:HD21	1.97	0.68
1:D:550:PHE:HE2	1:D:592:ILE:HG23	1.59	0.68
1:D:802:GLU:OE1	1:D:802:GLU:HA	1.93	0.68
2:H:117:LEU:CB	2:H:147:ASN:OD1	2.39	0.68
2:H:144:VAL:CG1	2:H:153:ILE:HD13	2.20	0.68
3:I:4:LYS:N	3:I:5:ALA:O	2.16	0.68
2:N:111:SER:OG	2:N:148:VAL:HG12	1.92	0.68
1:P:550:PHE:HE2	1:P:592:ILE:HG23	1.59	0.68
4:7:1:ASP:HA	4:7:4:GLU:HB3	1.74	0.68
4:Z:160:THR:HG21	4:Z:274:ILE:HD11	1.76	0.68
1:D:800:ARG:CD	3:F:149:VAL:C	2.63	0.68
1:G:784:ALA:O	1:G:788:THR:HB	1.94	0.68
1:J:93:MET:HG2	1:J:715:VAL:HA	1.75	0.68
1:J:789:ALA:HB1	3:L:81:GLN:CG	2.24	0.68
1:J:801:VAL:HG21	3:L:126:LEU:CD2	2.24	0.68
3:O:48:LYS:C	3:O:52:ASN:HD21	1.97	0.68
4:1:243:PRO:N	4:Y:291:LYS:HE3	2.08	0.68
4:2:153:LEU:HD11	4:2:274:ILE:HG13	1.76	0.68

Continued on next page...

Continued from previous page...

Atom-1	Atom-2	Interatomic distance (Å)	Clash overlap (Å)
4:4:153:LEU:HD11	4:4:274:ILE:HG13	1.76	0.68
4:X:1:ASP:HA	4:X:4:GLU:HB3	1.74	0.68
1:A:501:GLU:CG	1:A:762:HIS:ND1	2.41	0.68
1:A:768:MLY:CG	1:A:771:LEU:HD13	2.21	0.68
1:A:823:PHE:CD1	2:B:160:GLY:CA	2.74	0.68
1:D:792:ALA:CB	3:F:42:THR:CG2	2.28	0.68
1:D:798:LEU:CG	3:F:126:LEU:HD11	2.20	0.68
1:D:831:TRP:CE3	2:E:34:ILE:HD13	2.27	0.68
1:G:553:MLY:CD	4:X:45:VAL:HG12	2.23	0.68
1:G:787:ILE:HG22	1:G:788:THR:N	2.07	0.68
1:G:830:PRO:CG	2:H:67:MET:HE2	2.24	0.68
1:J:797:PHE:CE1	3:L:146:ILE:HA	2.26	0.68
1:M:52:ILE:HD13	1:M:52:ILE:N	2.09	0.68
1:M:546:THR:H	1:M:549:SER:HB3	1.59	0.68
1:P:725:ARG:CG	3:R:85:GLU:HG3	2.23	0.68
1:P:782:MLY:HH23	3:R:83:THR:CG2	2.23	0.68
1:P:802:GLU:OE1	1:P:802:GLU:HA	1.93	0.68
1:A:557:GLU:N	4:V:48:GLY:HA3	1.90	0.67
1:A:612:GLN:NE2	1:A:627:GLY:N	2.43	0.67
1:D:507:GLY:O	1:D:762:HIS:N	2.27	0.67
1:G:91:MET:HE3	1:G:119:SER:HB2	1.76	0.67
1:G:795:ARG:CZ	3:I:116:GLU:CB	2.72	0.67
1:J:56:GLU:CB	1:J:59:MLY:HB3	2.20	0.67
1:J:769:ALA:CB	1:J:770:GLY:CA	2.72	0.67
1:J:795:ARG:HH21	3:L:116:GLU:CD	1.97	0.67
1:J:817:GLN:CG	2:K:127:ARG:CG	2.70	0.67
1:M:533:PHE:O	1:M:537:GLU:HG2	1.93	0.67
1:M:802:GLU:OE1	1:M:802:GLU:HA	1.92	0.67
1:M:815:CYS:O	1:M:819:ASN:HB2	1.93	0.67
1:P:506:GLU:HG3	1:P:764:MLY:O	1.93	0.67
1:P:732:ILE:CG2	1:P:747:LEU:HD11	1.26	0.67
1:P:817:GLN:HG2	2:Q:127:ARG:HD2	1.75	0.67
3:R:3:SER:O	3:R:4:LYS:CB	2.41	0.67
4:6:153:LEU:HD11	4:6:274:ILE:HG13	1.76	0.67
1:A:802:GLU:OE1	1:A:802:GLU:HA	1.93	0.67
1:G:538:GLU:CD	4:V:355:MET:CE	2.62	0.67
1:G:546:THR:H	1:G:549:SER:HB3	1.59	0.67
3:I:48:LYS:C	3:I:52:ASN:HD21	1.96	0.67
1:J:538:GLU:CD	4:W:355:MET:CE	2.62	0.67
1:M:652:LEU:O	1:M:655:GLU:N	2.27	0.67
2:N:117:LEU:CG	2:N:147:ASN:HB3	2.24	0.67

Continued on next page...

Continued from previous page...

Atom-1	Atom-2	Interatomic distance (Å)	Clash overlap (Å)
2:N:117:LEU:HD11	2:N:147:ASN:HB3	1.76	0.67
1:P:792:ALA:CB	3:R:42:THR:HG23	2.14	0.67
4:2:160:THR:HG21	4:2:274:ILE:HD11	1.76	0.67
1:A:123:CYS:HB2	1:A:158:ILE:CD1	2.23	0.67
1:A:732:ILE:CG2	1:A:747:LEU:HD11	1.26	0.67
1:A:782:MLY:C	1:A:783:LEU:HD12	2.22	0.67
1:A:817:GLN:HG3	2:B:127:ARG:HB3	1.77	0.67
1:D:290:GLN:O	1:D:331:LEU:HD12	1.95	0.67
1:D:732:ILE:HG21	1:D:747:LEU:HD11	0.73	0.67
1:G:557:GLU:HA	4:X:48:GLY:CA	2.18	0.67
1:J:290:GLN:O	1:J:331:LEU:HD12	1.94	0.67
1:J:374:GLN:HG3	1:J:375:ALA:H	1.59	0.67
1:J:541:MET:CG	4:W:345:ILE:O	2.40	0.67
1:J:756:THR:HA	1:J:776:GLU:OE1	1.92	0.67
1:J:802:GLU:OE1	1:J:802:GLU:HA	1.93	0.67
3:L:102:VAL:HG23	3:L:139:TYR:HD1	1.60	0.67
1:M:715:VAL:HG23	1:M:772:LEU:CD2	2.23	0.67
1:P:791:GLN:NE2	3:R:116:GLU:H	1.91	0.67
4:2:202:THR:C	4:Z:287:ILE:HG21	2.14	0.67
4:Z:153:LEU:HD11	4:Z:274:ILE:HG13	1.76	0.67
1:D:838:ILE:HD13	2:E:54:MET:HE1	1.64	0.67
1:G:131:TRP:O	1:G:132:LEU:HD12	1.95	0.67
1:G:290:GLN:O	1:G:331:LEU:HD12	1.95	0.67
1:G:652:LEU:O	1:G:655:GLU:N	2.27	0.67
1:G:834:LEU:CD2	2:H:34:ILE:HD11	2.25	0.67
1:M:290:GLN:O	1:M:331:LEU:HD12	1.95	0.67
1:M:724:TYR:HE1	1:M:775:LEU:CB	2.04	0.67
1:M:795:ARG:CG	3:O:118:MET:HE1	2.23	0.67
1:M:831:TRP:HE1	2:N:67:MET:CB	2.06	0.67
3:R:102:VAL:HG23	3:R:139:TYR:HD1	1.59	0.67
4:7:153:LEU:HD11	4:7:274:ILE:HG13	1.76	0.67
4:X:153:LEU:HD11	4:X:274:ILE:HG13	1.76	0.67
1:A:642:LYS:HB3	4:8:21:PHE:O	1.93	0.67
2:B:117:LEU:CG	2:B:147:ASN:HB3	2.24	0.67
1:D:374:GLN:HG3	1:D:375:ALA:H	1.60	0.67
1:D:530:MET:HE3	4:9:354:GLN:CG	2.20	0.67
1:D:800:ARG:CB	3:F:149:VAL:HG22	2.25	0.67
1:G:813:ILE:HG21	2:H:128:PHE:CE1	2.29	0.67
3:I:102:VAL:HG23	3:I:139:TYR:HD1	1.59	0.67
1:J:505:MLY:CG	1:J:762:HIS:HE1	2.04	0.67
1:J:550:PHE:HE2	1:J:592:ILE:HG23	1.59	0.67

Continued on next page...

Continued from previous page...

Atom-1	Atom-2	Interatomic distance (Å)	Clash overlap (Å)
1:J:796:GLY:CA	3:L:35:ARG:HD3	2.24	0.67
1:M:58:GLY:HA2	1:M:74:GLU:OE1	1.95	0.67
1:M:131:TRP:O	1:M:132:LEU:HD12	1.95	0.67
1:M:480:ILE:HG22	1:M:481:ASN:ND2	2.09	0.67
1:P:52:ILE:HD13	1:P:52:ILE:N	2.09	0.67
1:P:58:GLY:HA2	1:P:74:GLU:OE1	1.95	0.67
1:P:166:MET:HE3	1:P:254:PHE:CD2	2.29	0.67
1:P:290:GLN:O	1:P:331:LEU:HD12	1.95	0.67
1:P:797:PHE:CE1	3:R:146:ILE:CG2	2.77	0.67
4:1:243:PRO:HG2	4:Y:288:ASP:HB3	1.76	0.67
4:3:287:ILE:HG22	4:5:204:ALA:HB3	1.76	0.67
4:4:322:PRO:CB	4:6:244:ASP:CG	2.54	0.67
4:9:153:LEU:HD11	4:9:274:ILE:HG13	1.76	0.67
1:A:215:GLN:HA	1:A:340:ILE:CB	2.24	0.67
2:B:141:PRO:O	2:B:145:ALA:CB	2.43	0.67
3:C:3:SER:O	3:C:4:LYS:CB	2.41	0.67
1:D:797:PHE:CE1	3:F:146:ILE:CB	2.76	0.67
1:D:798:LEU:HD12	3:F:126:LEU:HD21	1.75	0.67
1:G:84:MLY:HH22	1:G:723:ARG:CB	2.25	0.67
1:G:817:GLN:HB3	2:H:127:ARG:HD3	1.74	0.67
1:J:218:LEU:HA	1:J:221:GLN:HG3	1.71	0.67
1:J:533:PHE:O	1:J:537:GLU:HG2	1.93	0.67
1:J:832:MET:SD	2:K:84:PHE:HE2	2.18	0.67
3:L:3:SER:O	3:L:4:LYS:CB	2.41	0.67
1:P:817:GLN:HG2	2:Q:127:ARG:CD	2.23	0.67
4:4:288:ASP:CB	4:6:203:THR:HG21	2.25	0.67
1:A:52:ILE:HD13	1:A:52:ILE:N	2.08	0.67
1:A:58:GLY:HA2	1:A:74:GLU:OE1	1.95	0.67
1:A:290:GLN:O	1:A:331:LEU:HD12	1.95	0.67
1:A:837:MLY:CH2	2:H:20:ASP:CA	2.69	0.67
1:D:537:GLU:C	4:9:351:THR:H	1.98	0.67
2:E:117:LEU:CG	2:E:147:ASN:HB3	2.24	0.67
1:J:546:THR:H	1:J:549:SER:HB3	1.59	0.67
1:J:797:PHE:CE1	3:L:146:ILE:CA	2.78	0.67
1:J:821:ARG:HH22	2:K:127:ARG:CG	2.03	0.67
2:K:141:PRO:O	2:K:145:ALA:CB	2.43	0.67
1:M:548:THR:HB	4:2:46:GLY:O	1.95	0.67
1:P:508:ILE:HG21	1:P:759:ALA:HB3	1.76	0.67
1:P:546:THR:H	1:P:549:SER:HB3	1.59	0.67
1:P:709:LYS:H	1:P:710:GLY:N	1.90	0.67
1:P:804:ARG:C	1:P:808:GLU:H	1.98	0.67

Continued on next page...

Continued from previous page...

Atom-1	Atom-2	Interatomic distance (Å)	Clash overlap (Å)
4:V:153:LEU:HD11	4:V:274:ILE:HG13	1.76	0.67
1:A:538:GLU:CD	4:8:355:MET:CE	2.62	0.67
1:A:538:GLU:CD	4:8:355:MET:HE3	2.14	0.67
1:A:652:LEU:O	1:A:655:GLU:N	2.27	0.67
1:D:643:GLY:N	4:9:24:ASP:CA	2.46	0.67
1:G:52:ILE:HD13	1:G:52:ILE:N	2.09	0.67
1:G:502:GLU:OE2	1:G:761:GLY:CA	2.42	0.67
1:J:648:THR:CB	4:W:350:SER:OG	2.43	0.67
1:J:710:GLY:CA	1:J:772:LEU:CD2	2.49	0.67
1:J:818:TYR:CG	2:K:127:ARG:NH1	2.63	0.67
3:O:102:VAL:HG23	3:O:139:TYR:HD1	1.59	0.67
1:P:642:LYS:HB3	4:1:21:PHE:O	1.92	0.67
1:P:648:THR:CB	4:1:350:SER:OG	2.43	0.67
1:P:732:ILE:HG23	1:P:747:LEU:CB	1.84	0.67
2:Q:141:PRO:O	2:Q:145:ALA:CB	2.43	0.67
3:R:49:ILE:HA	3:R:52:ASN:ND2	2.06	0.67
1:A:97:LEU:CD2	1:A:712:PRO:HB2	2.25	0.67
1:A:533:PHE:O	1:A:537:GLU:HG2	1.93	0.67
1:A:813:ILE:HD13	2:B:128:PHE:HE1	1.60	0.67
1:D:58:GLY:HA2	1:D:74:GLU:OE1	1.95	0.67
2:E:117:LEU:HD11	2:E:147:ASN:HB3	1.76	0.67
1:J:408:VAL:HG12	4:W:332:PRO:HB3	1.76	0.67
2:K:117:LEU:CG	2:K:147:ASN:HB3	2.25	0.67
3:L:4:LYS:N	3:L:5:ALA:O	2.16	0.67
1:M:635:GLY:O	4:Z:341:ILE:HG21	1.95	0.67
1:P:78:PHE:HB3	1:P:98:HIS:CD2	2.30	0.67
1:P:548:THR:CG2	4:3:49:GLN:H	2.06	0.67
4:4:160:THR:HG21	4:4:274:ILE:HD11	1.76	0.67
4:V:160:THR:HG21	4:V:274:ILE:HD11	1.76	0.67
1:A:61:THR:HG23	1:A:71:THR:OG1	1.94	0.67
1:D:62:VAL:HG12	1:D:63:MLY:O	1.94	0.67
2:E:144:VAL:CG1	2:E:153:ILE:HD13	2.19	0.67
1:J:217:THR:O	1:J:221:GLN:HG2	1.95	0.67
1:J:796:GLY:HA2	3:L:35:ARG:NE	2.10	0.67
1:J:797:PHE:CE2	3:L:126:LEU:CD2	2.77	0.67
1:M:174:SER:O	1:M:670:HIS:HB2	1.95	0.67
1:M:544:LYS:O	4:2:45:VAL:CG2	2.42	0.67
1:M:648:THR:CB	4:Z:350:SER:OG	2.43	0.67
1:P:506:GLU:CG	1:P:766:PHE:HE1	2.00	0.67
4:5:153:LEU:HD11	4:5:274:ILE:HG13	1.76	0.67
4:W:153:LEU:HD11	4:W:274:ILE:HG13	1.76	0.67

Continued on next page...

Continued from previous page...

Atom-1	Atom-2	Interatomic distance (Å)	Clash overlap (Å)
1:A:131:TRP:O	1:A:132:LEU:HD12	1.95	0.66
1:A:374:GLN:HG3	1:A:375:ALA:H	1.60	0.66
1:D:217:THR:O	1:D:221:GLN:HG2	1.95	0.66
1:D:795:ARG:HB3	3:F:35:ARG:HH22	1.59	0.66
1:G:506:GLU:OE2	1:G:760:PHE:CB	2.41	0.66
1:J:480:ILE:HG22	1:J:481:ASN:ND2	2.10	0.66
1:M:217:THR:O	1:M:221:GLN:HG2	1.95	0.66
1:M:537:GLU:C	4:Z:351:THR:H	1.98	0.66
1:M:550:PHE:HE2	1:M:592:ILE:HG23	1.59	0.66
1:P:217:THR:O	1:P:221:GLN:HG2	1.95	0.66
1:P:541:MET:HG2	4:1:345:ILE:C	2.16	0.66
2:Q:117:LEU:HD11	2:Q:147:ASN:HB3	1.76	0.66
4:1:160:THR:HG21	4:1:274:ILE:HD11	1.76	0.66
4:3:160:THR:HG21	4:3:274:ILE:HD11	1.76	0.66
4:8:160:THR:HG21	4:8:274:ILE:HD11	1.76	0.66
1:A:546:THR:H	1:A:549:SER:HB3	1.60	0.66
3:F:24:LYS:HA	3:F:63:ILE:O	1.95	0.66
2:H:117:LEU:CG	2:H:147:ASN:HB3	2.24	0.66
3:L:24:LYS:HA	3:L:63:ILE:O	1.95	0.66
3:O:24:LYS:HA	3:O:63:ILE:O	1.95	0.66
4:1:153:LEU:HD11	4:1:274:ILE:HG13	1.76	0.66
1:A:149:GLN:HG2	1:A:719:ASP:HB2	1.77	0.66
1:A:226:ASN:HB2	1:A:227:PRO:HD3	1.78	0.66
1:A:800:ARG:HH22	3:C:40:ASN:HD21	0.70	0.66
3:C:102:VAL:HG23	3:C:139:TYR:HD1	1.60	0.66
1:D:52:ILE:HD13	1:D:52:ILE:N	2.09	0.66
1:G:58:GLY:HA2	1:G:74:GLU:OE1	1.95	0.66
1:G:754:ASP:CA	1:G:776:GLU:CD	2.62	0.66
1:G:757:GLN:OE1	1:G:772:LEU:CA	2.44	0.66
1:G:796:GLY:N	3:I:35:ARG:CZ	2.59	0.66
1:G:796:GLY:CA	3:I:35:ARG:HD3	2.16	0.66
1:J:52:ILE:HD13	1:J:52:ILE:N	2.09	0.66
1:J:599:ASN:OD1	1:J:649:VAL:N	2.29	0.66
1:J:792:ALA:HB1	3:L:42:THR:N	2.09	0.66
1:M:793:ARG:HH11	3:O:40:ASN:HD22	0.67	0.66
1:M:805:ALA:O	1:M:809:ARG:CB	2.43	0.66
1:P:530:MET:HE3	4:1:354:GLN:CG	2.23	0.66
4:2:322:PRO:CB	4:4:244:ASP:HB2	2.23	0.66
4:3:153:LEU:HD11	4:3:274:ILE:HG13	1.76	0.66
4:Y:153:LEU:HD11	4:Y:274:ILE:HG13	1.76	0.66
1:A:78:PHE:HB3	1:A:98:HIS:CD2	2.30	0.66

Continued on next page...

Continued from previous page...

Atom-1	Atom-2	Interatomic distance (Å)	Clash overlap (Å)
1:A:217:THR:O	1:A:221:GLN:HG2	1.95	0.66
1:A:599:ASN:OD1	1:A:649:VAL:N	2.29	0.66
1:A:648:THR:CB	4:8:350:SER:OG	2.43	0.66
1:A:792:ALA:HB2	3:C:42:THR:HG23	1.72	0.66
1:D:226:ASN:HB2	1:D:227:PRO:HD3	1.78	0.66
1:D:795:ARG:NH2	3:F:116:GLU:OE1	2.27	0.66
2:E:141:PRO:O	2:E:145:ALA:CB	2.43	0.66
1:G:612:GLN:NE2	1:G:627:GLY:N	2.43	0.66
1:G:635:GLY:O	4:V:341:ILE:HG21	1.95	0.66
1:G:830:PRO:HB3	2:H:67:MET:CE	2.11	0.66
1:J:537:GLU:C	4:W:351:THR:H	1.98	0.66
1:M:339:ASP:OD1	1:M:348:MLY:HH13	1.95	0.66
1:M:612:GLN:NE2	1:M:627:GLY:N	2.43	0.66
2:N:141:PRO:O	2:N:145:ALA:CB	2.43	0.66
1:P:408:VAL:HG12	4:1:332:PRO:HB3	1.76	0.66
1:P:529:PRO:C	4:1:354:GLN:CB	2.49	0.66
1:P:726:VAL:HA	3:R:85:GLU:CD	2.16	0.66
3:R:24:LYS:HA	3:R:63:ILE:O	1.95	0.66
4:4:288:ASP:OD2	4:6:203:THR:CB	2.42	0.66
1:A:418:THR:HG22	1:A:419:VAL:N	2.11	0.66
1:A:797:PHE:CD1	3:C:146:ILE:C	2.69	0.66
2:B:141:PRO:O	2:B:145:ALA:HB2	1.96	0.66
1:D:61:THR:HG23	1:D:71:THR:OG1	1.95	0.66
1:D:546:THR:H	1:D:549:SER:HB3	1.59	0.66
1:G:61:THR:HG23	1:G:71:THR:OG1	1.94	0.66
1:G:217:THR:O	1:G:221:GLN:HG2	1.95	0.66
1:G:732:ILE:HG21	1:G:747:LEU:HD11	0.72	0.66
2:H:141:PRO:O	2:H:145:ALA:CB	2.43	0.66
1:J:58:GLY:HA2	1:J:74:GLU:OE1	1.95	0.66
1:P:480:ILE:HG22	1:P:481:ASN:ND2	2.10	0.66
4:V:324:THR:HG23	4:X:247:VAL:H	1.61	0.66
1:A:174:SER:O	1:A:670:HIS:HB2	1.96	0.66
1:A:322:VAL:HB	1:A:325:ILE:CD1	2.26	0.66
1:D:642:LYS:CD	4:9:24:ASP:O	2.43	0.66
1:D:838:ILE:HD13	2:E:54:MET:HE3	1.70	0.66
1:G:480:ILE:HG22	1:G:481:ASN:ND2	2.10	0.66
1:G:550:PHE:HE2	1:G:592:ILE:HG23	1.59	0.66
1:G:829:TRP:HZ2	2:H:83:MET:HE1	1.60	0.66
1:J:78:PHE:HB3	1:J:98:HIS:CD2	2.30	0.66
1:J:530:MET:CA	4:W:354:GLN:CB	2.74	0.66
1:J:556:ASP:O	4:Y:48:GLY:N	2.29	0.66

Continued on next page...

Continued from previous page...

Atom-1	Atom-2	Interatomic distance (Å)	Clash overlap (Å)
2:K:114:LYS:HA	2:K:146:GLY:C	2.03	0.66
1:M:226:ASN:HB2	1:M:227:PRO:HD3	1.78	0.66
1:M:506:GLU:OE2	1:M:763:THR:HB	1.95	0.66
2:Q:117:LEU:CB	2:Q:147:ASN:ND2	2.35	0.66
4:8:153:LEU:HD11	4:8:274:ILE:HG13	1.76	0.66
1:A:149:GLN:HG2	1:A:719:ASP:CG	2.16	0.66
1:A:541:MET:HG2	4:8:345:ILE:C	2.16	0.66
1:A:635:GLY:O	4:8:341:ILE:HG21	1.95	0.66
1:A:797:PHE:CD2	3:C:146:ILE:HG23	2.30	0.66
1:D:408:VAL:HG12	4:9:332:PRO:HB3	1.76	0.66
1:D:769:ALA:O	1:D:774:LEU:HB2	1.96	0.66
1:D:795:ARG:HH21	3:F:116:GLU:HB3	1.60	0.66
1:G:648:THR:CB	4:V:350:SER:OG	2.44	0.66
1:G:819:ASN:CB	2:H:90:GLY:O	2.43	0.66
1:J:62:VAL:HG12	1:J:63:MLY:O	1.94	0.66
1:J:418:THR:HG22	1:J:419:VAL:N	2.11	0.66
1:J:567:LYS:NZ	4:Y:92:ASN:HA	2.10	0.66
3:O:48:LYS:O	3:O:52:ASN:CG	2.34	0.66
1:P:374:GLN:HG3	1:P:375:ALA:H	1.60	0.66
1:P:538:GLU:HA	4:1:349:LEU:HB3	1.78	0.66
4:6:160:THR:HG21	4:6:274:ILE:HD11	1.76	0.66
1:D:78:PHE:HB3	1:D:98:HIS:CD2	2.30	0.66
1:G:78:PHE:HB3	1:G:98:HIS:CD2	2.30	0.66
1:G:322:VAL:HB	1:G:325:ILE:CD1	2.26	0.66
1:G:537:GLU:C	4:V:351:THR:H	1.99	0.66
1:J:538:GLU:HA	4:W:349:LEU:HB3	1.78	0.66
1:J:635:GLY:O	4:W:341:ILE:HG21	1.95	0.66
3:L:48:LYS:O	3:L:52:ASN:CG	2.34	0.66
1:M:374:GLN:HG3	1:M:375:ALA:H	1.59	0.66
1:M:418:THR:HG22	1:M:419:VAL:N	2.11	0.66
1:M:599:ASN:OD1	1:M:649:VAL:N	2.29	0.66
1:P:174:SER:O	1:P:670:HIS:HB2	1.95	0.66
1:P:599:ASN:OD1	1:P:649:VAL:N	2.29	0.66
1:P:729:ALA:CB	3:R:84:PHE:CE1	2.75	0.66
4:1:166:TYR:CE1	4:3:64:ILE:HG21	2.30	0.66
1:A:339:ASP:OD1	1:A:348:MLY:HH13	1.96	0.66
1:A:408:VAL:HG12	4:8:332:PRO:HB3	1.76	0.66
1:D:174:SER:O	1:D:670:HIS:HB2	1.96	0.66
1:D:612:GLN:NE2	1:D:627:GLY:N	2.43	0.66
1:D:648:THR:CB	4:9:350:SER:OG	2.43	0.66
1:G:408:VAL:HG12	4:V:332:PRO:HB3	1.76	0.66

Continued on next page...

Continued from previous page...

Atom-1	Atom-2	Interatomic distance (Å)	Clash overlap (Å)
1:G:831:TRP:HZ3	2:H:34:ILE:HG21	1.60	0.66
3:I:24:LYS:HA	3:I:63:ILE:O	1.95	0.66
1:J:612:GLN:NE2	1:J:627:GLY:N	2.43	0.66
1:M:61:THR:HG23	1:M:71:THR:OG1	1.95	0.66
1:M:466:GLY:HA2	1:M:484:ASN:HD21	1.61	0.66
1:M:530:MET:CG	4:Z:354:GLN:CG	2.72	0.66
1:M:817:GLN:HB3	2:N:127:ARG:NH1	2.04	0.66
1:P:418:THR:HG22	1:P:419:VAL:N	2.11	0.66
1:P:723:ARG:NE	1:P:779:ARG:NE	2.32	0.66
4:X:287:ILE:HG12	4:Z:201:VAL:HG23	1.61	0.66
4:Y:160:THR:HG21	4:Y:274:ILE:HD11	1.76	0.66
1:A:161:ASN:O	1:A:165:PHE:HB2	1.96	0.66
1:D:418:THR:HG22	1:D:419:VAL:N	2.11	0.66
1:D:599:ASN:OD1	1:D:649:VAL:N	2.29	0.66
2:E:141:PRO:O	2:E:145:ALA:HB2	1.96	0.66
1:G:599:ASN:OD1	1:G:649:VAL:N	2.29	0.66
1:J:174:SER:O	1:J:670:HIS:HB2	1.96	0.66
1:J:296:MLY:HH11	1:J:348:MLY:HH21	1.78	0.66
1:J:735:GLY:O	1:J:743:ALA:HA	1.94	0.66
1:J:830:PRO:HB3	2:K:67:MET:HE1	1.78	0.66
1:M:322:VAL:HB	1:M:325:ILE:CD1	2.26	0.66
1:M:530:MET:CA	4:Z:354:GLN:CB	2.74	0.66
1:M:732:ILE:HG21	1:M:747:LEU:HD11	0.73	0.66
1:M:791:GLN:HE22	3:O:115:GLY:HA3	1.59	0.66
3:R:48:LYS:O	3:R:52:ASN:CG	2.34	0.66
4:3:148:THR:HG21	4:5:45:VAL:CG2	2.26	0.66
1:D:296:MLY:HH11	1:D:348:MLY:HH21	1.79	0.65
1:D:541:MET:HG2	4:9:345:ILE:C	2.16	0.65
3:F:102:VAL:HG23	3:F:139:TYR:HD1	1.60	0.65
1:G:530:MET:CG	4:V:354:GLN:CG	2.72	0.65
1:G:783:LEU:O	1:G:787:ILE:CA	2.43	0.65
1:G:818:TYR:CD1	2:H:127:ARG:NH1	2.64	0.65
1:G:831:TRP:CZ3	2:H:34:ILE:HG21	2.31	0.65
1:J:506:GLU:CG	1:J:760:PHE:O	2.44	0.65
1:P:62:VAL:HG12	1:P:63:MLY:O	1.94	0.65
1:P:635:GLY:O	4:1:341:ILE:HG21	1.95	0.65
4:7:160:THR:HG21	4:7:274:ILE:HD11	1.76	0.65
1:A:553:MLY:CB	4:V:46:GLY:CA	2.32	0.65
1:D:466:GLY:HA2	1:D:484:ASN:HD21	1.61	0.65
1:D:795:ARG:HD2	3:F:35:ARG:NH1	2.11	0.65
1:G:166:MET:HE1	1:G:254:PHE:HB2	1.79	0.65

Continued on next page...

Continued from previous page...

Atom-1	Atom-2	Interatomic distance (Å)	Clash overlap (Å)
1:G:541:MET:HG2	4:V:345:ILE:C	2.17	0.65
1:G:642:LYS:CD	4:V:24:ASP:O	2.43	0.65
1:G:795:ARG:CB	3:I:35:ARG:NH1	2.53	0.65
1:J:339:ASP:OD1	1:J:348:MLY:HH13	1.95	0.65
1:J:818:TYR:CE1	2:K:127:ARG:NH1	2.64	0.65
3:L:45:GLU:O	3:L:49:ILE:HG13	1.96	0.65
1:M:78:PHE:HB3	1:M:98:HIS:CD2	2.30	0.65
1:M:642:LYS:HA	4:Z:21:PHE:O	1.96	0.65
1:P:161:ASN:O	1:P:165:PHE:HB2	1.96	0.65
1:P:226:ASN:HB2	1:P:227:PRO:HD3	1.78	0.65
1:P:296:MLY:HH11	1:P:348:MLY:HH21	1.78	0.65
1:P:537:GLU:C	4:1:351:THR:H	1.98	0.65
1:P:735:GLY:C	1:P:743:ALA:HB1	1.84	0.65
1:P:839:MLY:HH21	2:Q:158:THR:HG22	1.79	0.65
2:Q:144:VAL:CG1	2:Q:153:ILE:HD13	2.20	0.65
4:9:160:THR:HG21	4:9:274:ILE:HD11	1.76	0.65
4:W:160:THR:HG21	4:W:274:ILE:HD11	1.76	0.65
1:A:466:GLY:HA2	1:A:484:ASN:HD21	1.61	0.65
1:A:836:PHE:CZ	2:B:159:HIS:CA	2.78	0.65
1:D:339:ASP:OD1	1:D:348:MLY:HH13	1.95	0.65
1:D:635:GLY:O	4:9:341:ILE:HG21	1.95	0.65
1:D:793:ARG:HH21	3:F:147:MET:HE1	1.59	0.65
1:D:822:SER:O	1:D:825:ASN:HB2	1.97	0.65
1:G:374:GLN:HG3	1:G:375:ALA:H	1.60	0.65
1:G:541:MET:O	4:V:143:TYR:OH	2.13	0.65
1:G:817:GLN:HB3	2:H:127:ARG:CD	2.26	0.65
1:G:829:TRP:CH2	2:H:84:PHE:CE1	2.84	0.65
1:J:480:ILE:HG22	1:J:481:ASN:N	2.12	0.65
1:J:541:MET:HG2	4:W:345:ILE:C	2.16	0.65
1:M:144:ARG:NH1	1:M:160:ASP:OD1	2.29	0.65
1:M:541:MET:HG2	4:Z:345:ILE:C	2.16	0.65
1:P:339:ASP:OD1	1:P:348:MLY:HH13	1.96	0.65
1:P:612:GLN:NE2	1:P:627:GLY:N	2.43	0.65
1:P:642:LYS:HA	4:1:21:PHE:O	1.96	0.65
1:P:785:GLU:HG3	3:R:81:GLN:CD	2.16	0.65
4:2:203:THR:CG2	4:Z:288:ASP:N	2.59	0.65
1:D:480:ILE:HG22	1:D:481:ASN:ND2	2.09	0.65
1:G:226:ASN:HB2	1:G:227:PRO:HD3	1.78	0.65
1:G:339:ASP:OD1	1:G:348:MLY:HH13	1.95	0.65
1:G:557:GLU:HB2	4:X:47:MET:C	2.16	0.65
1:J:529:PRO:C	4:W:354:GLN:CB	2.48	0.65

Continued on next page...

Continued from previous page...

Atom-1	Atom-2	Interatomic distance (Å)	Clash overlap (Å)
1:J:642:LYS:HA	4:W:21:PHE:O	1.96	0.65
2:K:141:PRO:O	2:K:145:ALA:HB2	1.96	0.65
1:M:161:ASN:O	1:M:165:PHE:HB2	1.96	0.65
1:M:642:LYS:CD	4:Z:24:ASP:O	2.43	0.65
1:M:691:VAL:O	1:M:695:LEU:HD13	1.97	0.65
1:P:166:MET:HE3	1:P:254:PHE:HD2	1.62	0.65
1:P:322:VAL:HB	1:P:325:ILE:CD1	2.26	0.65
1:P:506:GLU:O	1:P:762:HIS:CD2	2.50	0.65
1:P:767:PHE:CE1	1:P:771:LEU:CD2	2.79	0.65
1:P:817:GLN:CB	2:Q:127:ARG:CD	2.64	0.65
4:1:287:ILE:HG21	4:3:203:THR:CB	2.25	0.65
4:2:202:THR:HA	4:Z:287:ILE:HG12	1.78	0.65
1:A:466:GLY:HA2	1:A:484:ASN:ND2	2.12	0.65
1:A:502:GLU:C	1:A:761:GLY:HA3	2.17	0.65
1:A:541:MET:O	4:8:143:TYR:OH	2.14	0.65
1:A:795:ARG:NH2	3:C:116:GLU:OE2	1.98	0.65
1:D:538:GLU:CD	4:9:355:MET:CE	2.62	0.65
1:D:727:LEU:H	1:D:782:MLY:HH22	1.60	0.65
1:G:94:MET:HE1	1:G:101:ALA:HB1	1.79	0.65
1:G:691:VAL:O	1:G:695:LEU:HD13	1.97	0.65
1:G:795:ARG:NE	3:I:116:GLU:CG	2.58	0.65
1:G:801:VAL:HG23	3:I:126:LEU:HD21	1.78	0.65
1:G:817:GLN:CG	2:H:127:ARG:CB	2.75	0.65
1:J:131:TRP:O	1:J:132:LEU:HD12	1.95	0.65
1:J:161:ASN:O	1:J:165:PHE:HB2	1.96	0.65
1:M:408:VAL:HG12	4:Z:332:PRO:HB3	1.76	0.65
1:M:466:GLY:HA2	1:M:484:ASN:ND2	2.12	0.65
1:M:541:MET:O	4:Z:143:TYR:OH	2.14	0.65
1:M:836:PHE:CD2	2:N:160:GLY:N	2.65	0.65
1:P:789:ALA:HB1	3:R:81:GLN:HG2	1.77	0.65
2:Q:117:LEU:CG	2:Q:147:ASN:HB3	2.25	0.65
2:Q:141:PRO:O	2:Q:145:ALA:HB2	1.96	0.65
2:Q:146:GLY:O	2:Q:147:ASN:HB2	1.96	0.65
4:2:203:THR:HG22	4:Z:288:ASP:N	2.11	0.65
4:W:324:THR:HG22	4:Y:247:VAL:HG13	1.77	0.65
1:A:530:MET:CA	4:8:354:GLN:CB	2.74	0.65
1:A:795:ARG:CD	3:C:35:ARG:NH1	2.37	0.65
2:B:146:GLY:O	2:B:147:ASN:HB2	1.96	0.65
3:C:45:GLU:O	3:C:49:ILE:HG13	1.97	0.65
1:D:538:GLU:HA	4:9:349:LEU:HB3	1.78	0.65
1:G:84:MLY:HG2	1:G:723:ARG:NE	2.00	0.65

Continued on next page...

Continued from previous page...

Atom-1	Atom-2	Interatomic distance (Å)	Clash overlap (Å)
1:G:93:MET:CG	1:G:715:VAL:HA	2.23	0.65
1:G:466:GLY:HA2	1:G:484:ASN:ND2	2.12	0.65
1:G:612:GLN:HE22	1:G:627:GLY:N	1.94	0.65
1:J:226:ASN:HB2	1:J:227:PRO:HD3	1.78	0.65
1:J:725:ARG:NE	1:J:737:PHE:HE1	1.95	0.65
3:O:49:ILE:HA	3:O:52:ASN:ND2	2.06	0.65
1:P:144:ARG:NH1	1:P:160:ASP:OD1	2.29	0.65
1:P:530:MET:CA	4:1:354:GLN:CB	2.74	0.65
4:1:167:GLU:CG	4:3:41:GLN:O	2.45	0.65
1:A:480:ILE:HG22	1:A:481:ASN:ND2	2.10	0.65
3:C:24:LYS:HA	3:C:63:ILE:O	1.95	0.65
1:D:466:GLY:HA2	1:D:484:ASN:ND2	2.12	0.65
1:J:732:ILE:HG22	1:J:747:LEU:CD1	1.55	0.65
1:M:612:GLN:HE22	1:M:627:GLY:N	1.95	0.65
2:N:141:PRO:O	2:N:145:ALA:HB2	1.96	0.65
1:P:508:ILE:CG2	1:P:759:ALA:HB3	2.25	0.65
4:2:288:ASP:H	4:4:203:THR:CG2	2.08	0.65
1:A:144:ARG:NH1	1:A:160:ASP:OD1	2.29	0.65
1:A:296:MLY:HH11	1:A:348:MLY:HH21	1.78	0.65
3:C:48:LYS:O	3:C:52:ASN:CG	2.34	0.65
1:D:131:TRP:O	1:D:132:LEU:HD12	1.95	0.65
1:D:725:ARG:NE	1:D:737:PHE:HE1	1.95	0.65
3:F:48:LYS:O	3:F:52:ASN:CG	2.34	0.65
1:G:557:GLU:CB	4:X:47:MET:C	2.50	0.65
1:G:725:ARG:NE	1:G:737:PHE:HE1	1.95	0.65
1:G:792:ALA:HB1	3:I:42:THR:N	2.11	0.65
1:G:822:SER:O	1:G:825:ASN:HB2	1.97	0.65
3:I:48:LYS:O	3:I:52:ASN:CG	2.34	0.65
1:J:61:THR:HG23	1:J:71:THR:OG1	1.95	0.65
3:L:3:SER:HG	3:L:5:ALA:N	1.95	0.65
1:M:166:MET:HE3	1:M:254:PHE:CD2	2.32	0.65
2:N:146:GLY:O	2:N:147:ASN:HB2	1.96	0.65
3:O:45:GLU:O	3:O:49:ILE:HG13	1.97	0.65
1:P:217:THR:HB	1:P:220:ASP:OD2	1.97	0.65
1:P:466:GLY:HA2	1:P:484:ASN:HD21	1.61	0.65
1:P:480:ILE:HG22	1:P:481:ASN:N	2.11	0.65
4:4:324:THR:CG2	4:6:244:ASP:C	2.55	0.65
1:A:537:GLU:C	4:8:351:THR:H	1.99	0.65
1:A:752:ASP:OD2	1:A:782:MLY:HD3	1.97	0.65
1:A:834:LEU:HD22	2:B:54:MET:HE3	1.74	0.65
3:C:3:SER:HG	3:C:5:ALA:N	1.95	0.65

Continued on next page...

Continued from previous page...

Atom-1	Atom-2	Interatomic distance (Å)	Clash overlap (Å)
1:G:829:TRP:CH2	2:H:83:MET:CE	2.80	0.65
1:G:834:LEU:CD2	2:H:34:ILE:CD1	2.75	0.65
1:J:541:MET:O	4:W:143:TYR:OH	2.14	0.65
1:J:691:VAL:O	1:J:695:LEU:HD13	1.96	0.65
1:M:107:MLY:HB3	1:M:686:MET:CE	2.27	0.65
1:M:636:LYS:HG3	4:Z:334:GLU:CD	2.17	0.65
1:M:715:VAL:HG23	1:M:772:LEU:HD21	1.76	0.65
1:P:131:TRP:O	1:P:132:LEU:HD12	1.95	0.65
1:P:466:GLY:HA2	1:P:484:ASN:ND2	2.12	0.65
1:P:817:GLN:CD	2:Q:127:ARG:CD	2.62	0.65
1:P:822:SER:O	1:P:825:ASN:HB2	1.97	0.65
1:A:636:LYS:HG3	4:8:334:GLU:CD	2.17	0.65
1:D:210:GLN:O	1:D:211:SER:OG	2.15	0.65
1:D:322:VAL:HB	1:D:325:ILE:CD1	2.26	0.65
1:G:724:TYR:HB3	1:G:727:LEU:HD12	1.80	0.65
1:G:799:MET:SD	3:I:32:ASP:OD2	2.55	0.65
1:J:642:LYS:CA	4:W:21:PHE:O	2.45	0.65
1:J:732:ILE:HG21	1:J:747:LEU:HD11	0.73	0.65
1:J:769:ALA:HB3	1:J:770:GLY:CA	2.26	0.65
1:J:817:GLN:CB	2:K:127:ARG:HD3	2.10	0.65
2:K:146:GLY:O	2:K:147:ASN:HB2	1.96	0.65
2:N:140:PHE:O	2:N:141:PRO:C	2.33	0.65
1:P:636:LYS:HG3	4:1:334:GLU:CD	2.17	0.65
4:1:287:ILE:CG2	4:3:203:THR:HG21	2.25	0.65
4:X:324:THR:CB	4:Z:246:GLN:HA	2.27	0.65
1:A:735:GLY:O	1:A:743:ALA:HA	1.94	0.64
1:D:107:MLY:HB3	1:D:686:MET:CE	2.27	0.64
1:D:292:MET:HE3	1:D:309:PRO:HA	1.78	0.64
1:D:636:LYS:HG3	4:9:334:GLU:CD	2.17	0.64
1:G:161:ASN:O	1:G:165:PHE:HB2	1.96	0.64
1:J:322:VAL:HB	1:J:325:ILE:CD1	2.26	0.64
1:J:636:LYS:O	1:J:637:LYS:CB	2.45	0.64
2:K:117:LEU:CB	2:K:147:ASN:ND2	2.35	0.64
1:P:107:MLY:HB3	1:P:686:MET:CE	2.27	0.64
1:P:541:MET:O	4:1:143:TYR:OH	2.14	0.64
1:P:642:LYS:CA	4:1:21:PHE:O	2.45	0.64
1:P:783:LEU:CD2	1:P:786:ILE:HD11	2.27	0.64
3:R:45:GLU:O	3:R:49:ILE:HG13	1.97	0.64
1:A:612:GLN:HE22	1:A:627:GLY:N	1.94	0.64
1:A:815:CYS:O	2:B:90:GLY:O	2.15	0.64
2:B:140:PHE:HB3	2:B:144:VAL:CG1	2.28	0.64

Continued on next page...

Continued from previous page...

Atom-1	Atom-2	Interatomic distance (Å)	Clash overlap (Å)
1:D:480:ILE:HG22	1:D:481:ASN:N	2.11	0.64
1:D:530:MET:CA	4:9:354:GLN:CB	2.74	0.64
2:E:140:PHE:HB3	2:E:144:VAL:CG1	2.28	0.64
2:E:146:GLY:O	2:E:147:ASN:HB2	1.96	0.64
1:G:418:THR:HG22	1:G:419:VAL:N	2.11	0.64
1:G:508:ILE:CD1	1:G:759:ALA:CB	2.61	0.64
1:G:707:CYS:SG	1:G:714:ARG:NH1	2.71	0.64
2:H:141:PRO:O	2:H:145:ALA:HB2	1.96	0.64
1:J:144:ARG:NH1	1:J:160:ASP:OD1	2.29	0.64
1:J:466:GLY:HA2	1:J:484:ASN:ND2	2.12	0.64
1:J:797:PHE:CZ	3:L:126:LEU:HD22	2.31	0.64
1:M:822:SER:O	1:M:825:ASN:HB2	1.97	0.64
1:P:215:GLN:CA	1:P:340:ILE:CG2	2.63	0.64
1:P:691:VAL:O	1:P:695:LEU:HD13	1.97	0.64
1:P:818:TYR:OH	2:Q:127:ARG:NH2	2.17	0.64
1:P:819:ASN:CG	2:Q:90:GLY:O	2.36	0.64
4:3:324:THR:CG2	4:5:243:PRO:C	2.57	0.64
4:V:288:ASP:H	4:X:204:ALA:H	1.43	0.64
1:A:149:GLN:HG2	1:A:719:ASP:N	2.09	0.64
1:A:636:LYS:O	1:A:637:LYS:CB	2.45	0.64
1:D:691:VAL:O	1:D:695:LEU:HD13	1.96	0.64
3:F:45:GLU:O	3:F:49:ILE:HG13	1.97	0.64
1:G:174:SER:O	1:G:670:HIS:HB2	1.96	0.64
1:G:217:THR:HB	1:G:220:ASP:OD2	1.98	0.64
1:G:296:MLY:HH11	1:G:348:MLY:HH21	1.79	0.64
1:G:792:ALA:HB1	3:I:42:THR:CA	2.25	0.64
1:G:799:MET:SD	3:I:32:ASP:CG	2.75	0.64
1:M:538:GLU:HA	4:Z:349:LEU:HB3	1.78	0.64
1:M:817:GLN:HB3	2:N:127:ARG:HD3	1.78	0.64
1:P:133:PRO:O	1:P:136:ASN:HB2	1.97	0.64
4:2:287:ILE:HG13	4:4:202:THR:CB	2.26	0.64
1:A:133:PRO:O	1:A:136:ASN:HB2	1.98	0.64
1:A:642:LYS:HA	4:8:21:PHE:O	1.96	0.64
1:A:725:ARG:NE	1:A:737:PHE:HE1	1.95	0.64
1:D:144:ARG:NH1	1:D:160:ASP:OD1	2.29	0.64
1:D:161:ASN:O	1:D:165:PHE:HB2	1.97	0.64
1:D:642:LYS:HA	4:9:21:PHE:O	1.96	0.64
1:D:732:ILE:HG22	1:D:747:LEU:CD1	1.55	0.64
1:D:806:MET:O	1:D:809:ARG:HB2	1.98	0.64
1:G:144:ARG:NH1	1:G:160:ASP:OD1	2.29	0.64
1:G:466:GLY:HA2	1:G:484:ASN:HD21	1.62	0.64

Continued on next page...

Continued from previous page...

Atom-1	Atom-2	Interatomic distance (Å)	Clash overlap (Å)
1:G:754:ASP:CG	1:G:776:GLU:HA	2.17	0.64
3:I:45:GLU:O	3:I:49:ILE:HG13	1.97	0.64
1:J:84:MLY:O	1:J:723:ARG:CD	2.46	0.64
1:J:215:GLN:CA	1:J:340:ILE:CG2	2.63	0.64
1:J:217:THR:HB	1:J:220:ASP:OD2	1.97	0.64
1:J:530:MET:CG	4:W:354:GLN:CG	2.72	0.64
1:M:479:CYS:HB3	1:M:653:PHE:CE2	2.33	0.64
1:M:549:SER:HB2	4:2:44:MET:O	1.96	0.64
1:M:636:LYS:O	1:M:637:LYS:CB	2.45	0.64
1:P:61:THR:HG23	1:P:71:THR:OG1	1.95	0.64
1:A:217:THR:HB	1:A:220:ASP:OD2	1.97	0.64
1:A:479:CYS:HB3	1:A:653:PHE:CE2	2.33	0.64
1:A:534:SER:C	4:8:351:THR:CA	2.47	0.64
1:D:541:MET:HG2	4:9:345:ILE:O	1.98	0.64
1:D:636:LYS:O	1:D:637:LYS:CB	2.45	0.64
3:F:48:LYS:C	3:F:52:ASN:HD21	1.96	0.64
1:G:107:MLY:HB3	1:G:686:MET:CE	2.27	0.64
1:G:480:ILE:HG22	1:G:481:ASN:N	2.11	0.64
2:H:117:LEU:CG	2:H:147:ASN:CB	2.76	0.64
3:I:3:SER:HG	3:I:5:ALA:N	1.96	0.64
2:N:117:LEU:CG	2:N:147:ASN:CB	2.76	0.64
2:Q:140:PHE:HB3	2:Q:144:VAL:CG1	2.28	0.64
4:1:110:LEU:O	4:2:195:GLU:CG	2.45	0.64
4:1:368:SER:OG	4:2:231:ALA:CB	2.44	0.64
4:2:287:ILE:HG21	4:4:202:THR:OG1	1.89	0.64
1:A:822:SER:O	1:A:825:ASN:HB2	1.97	0.64
2:B:117:LEU:CG	2:B:147:ASN:CB	2.76	0.64
1:G:707:CYS:HB3	1:G:712:PRO:HA	1.80	0.64
1:G:817:GLN:HG3	2:H:128:PHE:CZ	2.33	0.64
2:H:146:GLY:O	2:H:147:ASN:HB2	1.96	0.64
1:J:218:LEU:CD2	1:J:222:ILE:HG12	2.28	0.64
1:J:466:GLY:HA2	1:J:484:ASN:HD21	1.62	0.64
1:J:792:ALA:CA	3:L:42:THR:CG2	2.45	0.64
1:J:799:MET:CE	3:L:32:ASP:HB3	2.26	0.64
1:M:783:LEU:C	1:M:786:ILE:HG13	2.18	0.64
1:P:530:MET:CG	4:1:354:GLN:CG	2.72	0.64
1:P:723:ARG:CZ	1:P:779:ARG:NE	2.38	0.64
2:Q:114:LYS:HA	2:Q:146:GLY:C	2.03	0.64
2:Q:117:LEU:CG	2:Q:147:ASN:CB	2.76	0.64
1:A:107:MLY:HB3	1:A:686:MET:CE	2.26	0.64
1:A:538:GLU:HA	4:8:349:LEU:HB3	1.78	0.64

Continued on next page...

Continued from previous page...

Atom-1	Atom-2	Interatomic distance (Å)	Clash overlap (Å)
1:A:691:VAL:O	1:A:695:LEU:HD13	1.97	0.64
1:A:783:LEU:HD12	1:A:783:LEU:N	2.13	0.64
1:G:636:LYS:HG3	4:V:334:GLU:CD	2.18	0.64
1:G:783:LEU:HD12	1:G:783:LEU:N	2.13	0.64
2:H:140:PHE:HB3	2:H:144:VAL:CG1	2.28	0.64
2:H:144:VAL:HA	2:H:153:ILE:HD11	1.80	0.64
1:J:278:GLN:CG	1:J:317:GLU:HB2	2.27	0.64
1:J:642:LYS:CD	4:W:340:TRP:CZ3	2.79	0.64
1:M:406:VAL:HG12	1:M:407:GLY:N	2.13	0.64
1:P:94:MET:HE1	1:P:101:ALA:HB1	1.79	0.64
1:P:278:GLN:CG	1:P:317:GLU:HB2	2.27	0.64
1:P:725:ARG:NE	1:P:737:PHE:HE1	1.95	0.64
4:V:190:MET:SD	4:V:209:VAL:HG11	2.38	0.64
1:A:537:GLU:HB3	1:A:648:THR:HB	1.80	0.64
1:A:818:TYR:HB2	2:B:90:GLY:N	2.12	0.64
1:D:541:MET:O	4:9:143:TYR:OH	2.14	0.64
1:D:727:LEU:CG	1:D:782:MLY:HG2	2.26	0.64
1:G:530:MET:CA	4:V:354:GLN:CB	2.75	0.64
1:G:818:TYR:HB3	2:H:90:GLY:CA	2.28	0.64
1:J:479:CYS:HB3	1:J:653:PHE:CE2	2.33	0.64
1:J:612:GLN:HE22	1:J:627:GLY:N	1.95	0.64
1:J:791:GLN:NE2	3:L:116:GLU:N	2.45	0.64
1:M:133:PRO:O	1:M:136:ASN:HB2	1.98	0.64
2:N:140:PHE:HB3	2:N:144:VAL:CG1	2.28	0.64
2:N:144:VAL:HA	2:N:153:ILE:HD11	1.80	0.64
2:N:149:ASP:OD2	2:N:150:TYR:C	2.36	0.64
3:O:3:SER:HG	3:O:5:ALA:N	1.96	0.64
1:P:218:LEU:CD2	1:P:222:ILE:HG12	2.28	0.64
1:P:538:GLU:CD	4:1:355:MET:CE	2.62	0.64
1:P:642:LYS:CD	4:1:340:TRP:CZ3	2.79	0.64
1:P:798:LEU:CD2	3:R:126:LEU:CD1	2.67	0.64
4:2:190:MET:SD	4:2:209:VAL:HG11	2.38	0.64
4:2:202:THR:CB	4:Z:287:ILE:HG21	2.21	0.64
1:A:127:ASN:HD22	1:A:128:PRO:CD	2.11	0.64
1:A:202:SER:CA	1:A:207:LYS:HE3	2.27	0.64
1:A:538:GLU:HA	4:8:349:LEU:CG	2.27	0.64
3:C:49:ILE:HA	3:C:52:ASN:ND2	2.05	0.64
1:D:217:THR:HB	1:D:220:ASP:OD2	1.97	0.64
1:D:537:GLU:HB3	1:D:648:THR:HB	1.80	0.64
1:G:797:PHE:CE2	3:I:126:LEU:CG	2.81	0.64
1:G:798:LEU:CD2	3:I:118:MET:CB	2.76	0.64

Continued on next page...

Continued from previous page...

Atom-1	Atom-2	Interatomic distance (Å)	Clash overlap (Å)
1:J:538:GLU:CD	4:W:355:MET:HE3	2.18	0.64
1:J:643:GLY:H	4:W:23:GLY:C	2.01	0.64
1:J:806:MET:O	1:J:809:ARG:HB2	1.98	0.64
1:J:818:TYR:CZ	2:K:127:ARG:CZ	2.66	0.64
2:K:140:PHE:HB3	2:K:144:VAL:CG1	2.28	0.64
1:M:480:ILE:HG22	1:M:481:ASN:N	2.11	0.64
1:M:537:GLU:HB3	1:M:648:THR:HB	1.80	0.64
1:P:127:ASN:HD22	1:P:128:PRO:CD	2.11	0.64
1:P:612:GLN:HE22	1:P:627:GLY:N	1.95	0.64
1:P:643:GLY:H	4:1:23:GLY:C	2.02	0.64
1:P:829:TRP:CZ3	2:Q:84:PHE:CE1	2.86	0.64
1:D:406:VAL:HG12	1:D:407:GLY:N	2.13	0.64
1:D:553:MLY:CE	4:W:45:VAL:CA	2.49	0.64
2:E:117:LEU:CG	2:E:147:ASN:CB	2.76	0.64
1:M:541:MET:HG2	4:Z:345:ILE:O	1.98	0.64
1:P:502:GLU:HG2	1:P:766:PHE:CE2	2.32	0.64
1:P:530:MET:HE2	4:1:354:GLN:HG3	1.80	0.64
4:2:167:GLU:OE1	4:4:44:MET:HA	1.98	0.64
4:W:325:MET:SD	4:Y:244:ASP:CG	2.75	0.64
4:Z:190:MET:SD	4:Z:209:VAL:HG11	2.38	0.64
1:A:166:MET:HE3	1:A:254:PHE:CD2	2.33	0.63
1:A:406:VAL:HG12	1:A:407:GLY:N	2.13	0.63
1:A:798:LEU:CG	3:C:126:LEU:HD11	2.27	0.63
2:B:146:GLY:O	2:B:147:ASN:CB	2.46	0.63
1:D:278:GLN:CG	1:D:317:GLU:HB2	2.27	0.63
1:D:529:PRO:C	4:9:354:GLN:CB	2.49	0.63
1:D:831:TRP:CG	2:E:51:PHE:CZ	2.86	0.63
1:G:557:GLU:HB2	4:X:47:MET:N	2.11	0.63
1:G:797:PHE:HE2	3:I:126:LEU:CG	2.10	0.63
1:G:823:PHE:HE1	2:H:160:GLY:HA2	1.64	0.63
1:J:127:ASN:HD22	1:J:128:PRO:CD	2.11	0.63
1:J:636:LYS:HG3	4:W:334:GLU:CD	2.17	0.63
1:J:822:SER:O	1:J:825:ASN:HB2	1.97	0.63
1:M:210:GLN:O	1:M:211:SER:OG	2.15	0.63
1:M:217:THR:HB	1:M:220:ASP:OD2	1.98	0.63
1:P:479:CYS:HB3	1:P:653:PHE:CE2	2.33	0.63
1:P:541:MET:HG2	4:1:345:ILE:O	1.98	0.63
1:P:642:LYS:CD	4:1:24:ASP:O	2.43	0.63
1:D:537:GLU:C	4:9:351:THR:N	2.51	0.63
1:D:724:TYR:HB3	1:D:727:LEU:HD12	1.80	0.63
1:D:823:PHE:CD1	2:E:160:GLY:HA3	2.33	0.63

Continued on next page...

Continued from previous page...

Atom-1	Atom-2	Interatomic distance (Å)	Clash overlap (Å)
1:G:553:MLY:O	4:X:46:GLY:CA	2.45	0.63
1:G:784:ALA:O	1:G:788:THR:CB	2.45	0.63
1:G:806:MET:O	1:G:809:ARG:HB2	1.98	0.63
1:J:406:VAL:HG12	1:J:407:GLY:N	2.13	0.63
1:J:541:MET:HG2	4:W:345:ILE:O	1.98	0.63
1:J:724:TYR:HB3	1:J:727:LEU:HD12	1.80	0.63
2:K:117:LEU:CG	2:K:147:ASN:CB	2.76	0.63
1:M:820:VAL:CG1	2:N:136:MET:HE1	2.26	0.63
2:Q:149:ASP:OD2	2:Q:150:TYR:C	2.37	0.63
4:7:190:MET:SD	4:7:209:VAL:HG11	2.38	0.63
4:9:190:MET:SD	4:9:209:VAL:HG11	2.38	0.63
1:A:636:LYS:N	4:8:334:GLU:OE1	2.31	0.63
1:A:642:LYS:CA	4:8:21:PHE:O	2.46	0.63
1:A:642:LYS:CD	4:8:340:TRP:CZ3	2.79	0.63
1:D:479:CYS:HB3	1:D:653:PHE:CE2	2.32	0.63
1:D:783:LEU:HD12	1:D:783:LEU:N	2.13	0.63
1:G:541:MET:HG2	4:V:345:ILE:O	1.98	0.63
1:G:636:LYS:O	1:G:637:LYS:CB	2.45	0.63
2:H:132:GLU:O	2:H:136:MET:HG2	1.99	0.63
2:H:149:ASP:OD2	2:H:150:TYR:C	2.36	0.63
1:J:756:THR:HG23	1:J:776:GLU:OE1	1.96	0.63
1:J:817:GLN:CD	2:K:127:ARG:HB2	2.17	0.63
1:M:411:GLU:N	4:Z:333:PRO:HB2	2.11	0.63
1:M:537:GLU:C	4:Z:351:THR:N	2.51	0.63
1:M:726:VAL:HG13	3:O:86:ASP:OD1	1.98	0.63
1:M:817:GLN:CB	2:N:127:ARG:CD	2.62	0.63
2:N:117:LEU:CB	2:N:147:ASN:ND2	2.35	0.63
1:P:820:VAL:CG1	2:Q:136:MET:HE1	2.27	0.63
1:A:480:ILE:HG22	1:A:481:ASN:N	2.11	0.63
1:A:505:MLY:N	1:A:762:HIS:NE2	2.46	0.63
2:B:117:LEU:HD11	2:B:147:ASN:HB3	1.75	0.63
1:D:202:SER:CA	1:D:207:LYS:HE3	2.27	0.63
1:D:636:LYS:N	4:9:334:GLU:OE1	2.31	0.63
1:D:642:LYS:CD	4:9:340:TRP:CZ3	2.79	0.63
1:G:127:ASN:HD22	1:G:128:PRO:CD	2.11	0.63
1:G:133:PRO:O	1:G:136:ASN:HB2	1.98	0.63
1:G:795:ARG:C	3:I:35:ARG:NH2	2.52	0.63
1:J:537:GLU:C	4:W:351:THR:N	2.51	0.63
1:M:544:LYS:HB2	4:Z:147:ARG:HA	1.80	0.63
1:M:724:TYR:OH	1:M:776:GLU:HG2	1.98	0.63
1:M:725:ARG:NE	1:M:737:PHE:CE1	2.66	0.63

Continued on next page...

Continued from previous page...

Atom-1	Atom-2	Interatomic distance (Å)	Clash overlap (Å)
1:M:816:ILE:HD11	2:N:100:ALA:HB1	1.79	0.63
1:P:91:MET:HE3	1:P:119:SER:HB2	1.81	0.63
1:P:506:GLU:OE2	1:P:764:MLY:CG	2.30	0.63
1:P:544:LYS:HB2	4:1:147:ARG:HA	1.80	0.63
1:P:577:ALA:O	1:P:578:HIS:CD2	2.51	0.63
1:P:636:LYS:O	1:P:637:LYS:CB	2.45	0.63
1:P:799:MET:SD	3:R:32:ASP:CA	2.86	0.63
4:Z:257:CYS:HB3	4:Z:258:PRO:HD3	1.81	0.63
1:A:537:GLU:C	4:8:351:THR:N	2.52	0.63
1:A:541:MET:CA	4:8:143:TYR:OH	2.47	0.63
1:A:577:ALA:O	1:A:578:HIS:CD2	2.52	0.63
1:A:725:ARG:NE	1:A:737:PHE:CE1	2.67	0.63
2:E:132:GLU:O	2:E:136:MET:HG2	1.99	0.63
1:G:642:LYS:CG	4:V:22:ALA:C	2.67	0.63
1:G:642:LYS:HA	4:V:21:PHE:O	1.97	0.63
1:G:724:TYR:HD1	1:G:727:LEU:HD11	1.64	0.63
1:G:834:LEU:CD2	2:H:34:ILE:HG12	2.28	0.63
1:J:93:MET:CG	1:J:715:VAL:HA	2.28	0.63
1:J:133:PRO:O	1:J:136:ASN:HB2	1.97	0.63
1:J:505:MLY:HG3	1:J:762:HIS:HE1	1.62	0.63
1:J:541:MET:CA	4:W:143:TYR:OH	2.46	0.63
1:J:544:LYS:HB2	4:W:147:ARG:HA	1.80	0.63
1:J:577:ALA:O	1:J:578:HIS:CD2	2.51	0.63
1:J:642:LYS:CG	4:W:22:ALA:C	2.67	0.63
1:J:642:LYS:CD	4:W:24:ASP:O	2.43	0.63
1:M:296:MLY:HH11	1:M:348:MLY:HH21	1.79	0.63
2:N:146:GLY:O	2:N:147:ASN:CB	2.47	0.63
1:P:541:MET:CA	4:1:143:TYR:OH	2.47	0.63
1:P:785:GLU:CD	3:R:81:GLN:HG3	2.17	0.63
1:P:831:TRP:HE1	2:Q:67:MET:CB	2.09	0.63
4:2:287:ILE:HG21	4:4:204:ALA:N	2.11	0.63
4:3:322:PRO:CB	4:5:244:ASP:HB2	2.26	0.63
4:6:190:MET:SD	4:6:209:VAL:HG11	2.38	0.63
4:8:257:CYS:HB3	4:8:258:PRO:HD3	1.81	0.63
4:V:257:CYS:HB3	4:V:258:PRO:HD3	1.81	0.63
4:X:287:ILE:CG2	4:Z:201:VAL:CG2	2.77	0.63
1:D:642:LYS:CA	4:9:21:PHE:O	2.46	0.63
1:D:798:LEU:HD11	3:F:126:LEU:CD2	2.28	0.63
1:G:479:CYS:HB3	1:G:653:PHE:CE2	2.33	0.63
1:J:202:SER:CA	1:J:207:LYS:HE3	2.27	0.63
1:M:127:ASN:HD22	1:M:128:PRO:CD	2.11	0.63

Continued on next page...

Continued from previous page...

Atom-1	Atom-2	Interatomic distance (Å)	Clash overlap (Å)
1:M:642:LYS:CG	4:Z:22:ALA:C	2.67	0.63
1:P:724:TYR:HD1	1:P:727:LEU:HD11	1.64	0.63
2:Q:132:GLU:O	2:Q:136:MET:HG2	1.98	0.63
4:X:257:CYS:HB3	4:X:258:PRO:HD3	1.81	0.63
1:A:93:MET:HE1	1:A:715:VAL:CA	2.28	0.63
1:A:544:LYS:HB2	4:8:147:ARG:HA	1.80	0.63
1:D:141:LEU:H	1:D:141:LEU:HD12	1.64	0.63
1:D:218:LEU:CD2	1:D:222:ILE:HG12	2.28	0.63
1:D:541:MET:CA	4:9:143:TYR:OH	2.47	0.63
1:D:577:ALA:O	1:D:578:HIS:CD2	2.51	0.63
2:E:144:VAL:HA	2:E:153:ILE:HD11	1.80	0.63
1:G:406:VAL:HG12	1:G:407:GLY:N	2.13	0.63
1:G:510:TRP:CH2	1:G:768:MLY:HH11	2.34	0.63
1:G:510:TRP:CZ2	1:G:768:MLY:HH11	2.33	0.63
1:G:771:LEU:O	1:G:774:LEU:N	2.32	0.63
2:K:146:GLY:O	2:K:147:ASN:CB	2.46	0.63
1:M:577:ALA:O	1:M:578:HIS:CD2	2.51	0.63
1:M:724:TYR:HD1	1:M:727:LEU:HD11	1.64	0.63
1:M:724:TYR:HB3	1:M:727:LEU:HD12	1.80	0.63
1:M:725:ARG:NE	1:M:737:PHE:HE1	1.95	0.63
1:M:771:LEU:O	1:M:774:LEU:N	2.32	0.63
1:P:202:SER:HA	1:P:207:LYS:HE3	1.72	0.63
1:P:202:SER:CA	1:P:207:LYS:HE3	2.27	0.63
4:X:190:MET:SD	4:X:209:VAL:HG11	2.38	0.63
1:A:541:MET:HG2	4:8:345:ILE:O	1.98	0.63
1:A:819:ASN:OD1	2:B:91:ALA:CA	2.37	0.63
1:D:133:PRO:O	1:D:136:ASN:HB2	1.98	0.63
1:D:727:LEU:HG	1:D:782:MLY:CD	2.26	0.63
1:D:755:HIS:HA	1:D:758:TYR:HE1	1.64	0.63
1:D:819:ASN:CG	2:E:90:GLY:O	2.37	0.63
2:E:149:ASP:OD2	2:E:150:TYR:C	2.36	0.63
1:G:251:ARG:HB2	1:G:264:ASP:CB	2.29	0.63
1:G:538:GLU:CD	4:V:355:MET:HE1	2.19	0.63
1:G:754:ASP:OD2	1:G:776:GLU:HA	1.97	0.63
1:J:725:ARG:NE	1:J:737:PHE:CE1	2.66	0.63
2:K:121:LEU:HA	2:K:128:PHE:CG	2.34	0.63
1:M:91:MET:HE3	1:M:119:SER:HB2	1.81	0.63
1:M:543:PRO:HG2	4:Z:143:TYR:O	1.98	0.63
1:M:642:LYS:CA	4:Z:21:PHE:O	2.45	0.63
1:P:725:ARG:NE	1:P:737:PHE:CE1	2.66	0.63
1:P:791:GLN:HE22	3:R:115:GLY:CA	2.08	0.63

Continued on next page...

Continued from previous page...

Atom-1	Atom-2	Interatomic distance (Å)	Clash overlap (Å)
2:Q:121:LEU:HA	2:Q:128:PHE:CG	2.34	0.63
1:A:251:ARG:HB2	1:A:264:ASP:CB	2.29	0.63
1:A:724:TYR:HB3	1:A:727:LEU:HD12	1.79	0.63
1:D:612:GLN:HE22	1:D:627:GLY:N	1.94	0.63
1:D:724:TYR:CD1	1:D:782:MLY:HD3	2.34	0.63
1:G:218:LEU:CD2	1:G:222:ILE:HG12	2.28	0.63
2:H:146:GLY:O	2:H:147:ASN:CB	2.46	0.63
1:J:537:GLU:HB3	1:J:648:THR:HB	1.80	0.63
1:J:829:TRP:CZ3	2:K:84:PHE:CE1	2.86	0.63
2:K:132:GLU:O	2:K:136:MET:HG2	1.98	0.63
2:K:149:ASP:OD2	2:K:150:TYR:C	2.36	0.63
1:M:725:ARG:NH1	3:O:89:GLU:HG2	2.13	0.63
1:M:730:SER:C	1:M:733:PRO:HD2	2.19	0.63
1:M:732:ILE:HG22	1:M:747:LEU:CD1	1.55	0.63
1:P:406:VAL:HG12	1:P:407:GLY:N	2.13	0.63
1:P:508:ILE:CD1	1:P:766:PHE:CB	2.76	0.63
1:P:642:LYS:CG	4:1:22:ALA:C	2.67	0.63
1:P:726:VAL:HG13	3:R:83:THR:CB	2.23	0.63
1:P:783:LEU:HD12	1:P:783:LEU:N	2.13	0.63
1:P:793:ARG:HH11	3:R:40:ASN:ND2	1.95	0.63
3:R:24:LYS:HB3	3:R:63:ILE:H	1.64	0.63
4:3:287:ILE:CB	4:5:204:ALA:H	2.11	0.63
4:Y:190:MET:SD	4:Y:209:VAL:HG11	2.38	0.63
1:A:161:ASN:HA	1:A:164:GLN:HE21	1.64	0.62
1:A:806:MET:O	1:A:809:ARG:HB2	1.98	0.62
2:B:149:ASP:OD2	2:B:150:TYR:C	2.37	0.62
1:D:274:ARG:HB2	1:D:285:TYR:CE2	2.34	0.62
1:D:530:MET:CG	4:9:354:GLN:CG	2.71	0.62
1:D:725:ARG:NE	1:D:737:PHE:CE1	2.66	0.62
1:G:278:GLN:HG3	1:G:318:GLY:N	2.15	0.62
1:G:577:ALA:O	1:G:578:HIS:CD2	2.52	0.62
1:G:795:ARG:HA	3:I:118:MET:SD	2.38	0.62
2:H:111:SER:OG	2:H:148:VAL:CG1	2.47	0.62
1:J:210:GLN:O	1:J:211:SER:OG	2.15	0.62
1:J:541:MET:C	4:W:143:TYR:CZ	2.72	0.62
1:J:795:ARG:HG2	3:L:118:MET:HE1	1.80	0.62
1:P:730:SER:C	1:P:733:PRO:HD2	2.20	0.62
1:P:735:GLY:O	1:P:743:ALA:HA	1.94	0.62
1:P:771:LEU:O	1:P:774:LEU:N	2.32	0.62
1:P:792:ALA:H	3:R:42:THR:HG22	1.64	0.62
1:P:829:TRP:HZ3	2:Q:84:PHE:CE2	2.17	0.62

Continued on next page...

Continued from previous page...

Atom-1	Atom-2	Interatomic distance (Å)	Clash overlap (Å)
4:2:257:CYS:HB3	4:2:258:PRO:HD3	1.81	0.62
4:4:257:CYS:HB3	4:4:258:PRO:HD3	1.81	0.62
4:6:257:CYS:HB3	4:6:258:PRO:HD3	1.81	0.62
4:7:257:CYS:HB3	4:7:258:PRO:HD3	1.81	0.62
4:X:291:LYS:HE3	4:Z:243:PRO:HB2	0.63	0.62
1:A:502:GLU:CA	1:A:761:GLY:CA	2.59	0.62
1:A:578:HIS:CB	1:A:592:ILE:HD12	2.29	0.62
1:A:642:LYS:CD	4:8:24:ASP:O	2.42	0.62
2:B:132:GLU:O	2:B:136:MET:HG2	1.99	0.62
1:D:553:MLY:O	4:W:48:GLY:HA2	1.99	0.62
1:D:724:TYR:HD1	1:D:727:LEU:HD11	1.64	0.62
1:G:141:LEU:H	1:G:141:LEU:HD12	1.64	0.62
1:G:537:GLU:HB3	1:G:648:THR:HB	1.80	0.62
1:G:538:GLU:HA	4:V:349:LEU:HB3	1.79	0.62
1:G:544:LYS:HB2	4:V:147:ARG:HA	1.81	0.62
1:G:578:HIS:CB	1:G:592:ILE:HD12	2.30	0.62
3:I:24:LYS:HB3	3:I:63:ILE:H	1.64	0.62
1:J:251:ARG:HB2	1:J:264:ASP:CB	2.29	0.62
1:J:792:ALA:HA	3:L:42:THR:CA	2.19	0.62
1:M:636:LYS:N	4:Z:334:GLU:OE1	2.31	0.62
1:M:783:LEU:HD12	1:M:783:LEU:N	2.13	0.62
1:M:839:MLY:HH21	2:N:158:THR:HG22	1.81	0.62
1:P:537:GLU:C	4:1:351:THR:N	2.51	0.62
1:P:724:TYR:HB3	1:P:727:LEU:HD12	1.80	0.62
2:Q:146:GLY:O	2:Q:147:ASN:CB	2.46	0.62
4:5:257:CYS:HB3	4:5:258:PRO:HD3	1.81	0.62
1:A:218:LEU:CD2	1:A:222:ILE:HG12	2.28	0.62
1:A:498:LEU:HD21	1:A:764:MLY:CH2	2.20	0.62
1:A:797:PHE:HE1	3:C:146:ILE:CA	1.88	0.62
1:D:127:ASN:HD22	1:D:128:PRO:CD	2.11	0.62
1:D:251:ARG:HB2	1:D:264:ASP:CB	2.29	0.62
1:D:542:PHE:CZ	1:D:553:MLY:HH11	2.34	0.62
1:D:712:PRO:HG2	1:D:771:LEU:CB	2.26	0.62
1:D:831:TRP:CD2	2:E:51:PHE:CZ	2.87	0.62
2:E:111:SER:OG	2:E:148:VAL:CG1	2.48	0.62
2:E:146:GLY:O	2:E:147:ASN:CB	2.46	0.62
1:G:725:ARG:NE	1:G:737:PHE:CE1	2.67	0.62
1:G:730:SER:C	1:G:733:PRO:HD2	2.20	0.62
1:J:567:LYS:NZ	4:Y:92:ASN:ND2	2.36	0.62
1:J:818:TYR:CD1	2:K:127:ARG:CZ	2.80	0.62
1:M:218:LEU:CD2	1:M:222:ILE:HG12	2.28	0.62

Continued on next page...

Continued from previous page...

Atom-1	Atom-2	Interatomic distance (Å)	Clash overlap (Å)
4:1:190:MET:SD	4:1:209:VAL:HG11	2.38	0.62
4:3:190:MET:SD	4:3:209:VAL:HG11	2.38	0.62
4:5:190:MET:SD	4:5:209:VAL:HG11	2.38	0.62
4:X:286:ASP:OD1	4:Z:203:THR:N	2.32	0.62
1:A:836:PHE:CE2	2:B:160:GLY:N	2.66	0.62
1:D:580:SER:HA	1:D:588:VAL:O	2.00	0.62
1:G:148:ARG:NH2	1:G:764:MLY:HH11	2.14	0.62
1:G:537:GLU:C	4:V:351:THR:N	2.51	0.62
1:G:829:TRP:CH2	2:H:87:LYS:CE	2.82	0.62
1:G:831:TRP:CH2	2:H:47:LEU:HD23	2.22	0.62
1:J:94:MET:HE1	1:J:101:ALA:HB1	1.80	0.62
1:M:166:MET:HE3	1:M:254:PHE:HD2	1.64	0.62
1:M:251:ARG:HB2	1:M:264:ASP:CB	2.29	0.62
1:P:302:MET:HG2	1:P:303:LEU:CD1	2.30	0.62
1:P:537:GLU:HB3	1:P:648:THR:HB	1.80	0.62
1:P:806:MET:C	1:P:807:VAL:HA	2.18	0.62
1:P:819:ASN:OD1	2:Q:91:ALA:C	2.36	0.62
2:Q:144:VAL:HA	2:Q:153:ILE:HD11	1.80	0.62
4:2:288:ASP:CB	4:4:203:THR:HG21	2.29	0.62
4:4:190:MET:SD	4:4:209:VAL:HG11	2.39	0.62
4:8:190:MET:SD	4:8:209:VAL:HG11	2.38	0.62
1:A:529:PRO:C	4:8:354:GLN:CB	2.49	0.62
1:A:542:PHE:CZ	1:A:553:MLY:HH11	2.34	0.62
1:A:551:MLY:C	4:V:46:GLY:O	2.47	0.62
1:A:642:LYS:CG	4:8:22:ALA:C	2.67	0.62
1:D:507:GLY:O	1:D:761:GLY:HA3	1.99	0.62
2:E:121:LEU:HA	2:E:128:PHE:CG	2.34	0.62
1:G:84:MLY:HH21	1:G:720:PHE:HA	1.80	0.62
1:G:642:LYS:CA	4:V:21:PHE:O	2.46	0.62
1:J:98:HIS:HB3	1:J:100:PRO:CD	2.25	0.62
1:J:154:HIS:CE1	1:J:156:PHE:CD2	2.88	0.62
1:J:542:PHE:CZ	1:J:553:MLY:HH11	2.34	0.62
1:J:580:SER:HA	1:J:588:VAL:O	2.00	0.62
1:J:724:TYR:HD1	1:J:727:LEU:HD11	1.64	0.62
1:M:94:MET:HE1	1:M:101:ALA:HB1	1.80	0.62
1:P:98:HIS:HB3	1:P:100:PRO:CD	2.25	0.62
1:P:636:LYS:N	4:1:334:GLU:OE1	2.31	0.62
1:P:733:PRO:HG3	3:R:85:GLU:OE1	2.00	0.62
4:W:190:MET:SD	4:W:209:VAL:HG11	2.38	0.62
1:A:520:ALA:O	1:A:524:GLU:HG2	2.00	0.62
1:A:709:LYS:O	1:A:710:GLY:N	2.32	0.62

Continued on next page...

Continued from previous page...

Atom-1	Atom-2	Interatomic distance (Å)	Clash overlap (Å)
1:A:813:ILE:CG2	2:B:127:ARG:HB2	2.30	0.62
1:D:643:GLY:H	4:9:23:GLY:C	2.02	0.62
1:G:161:ASN:HA	1:G:164:GLN:HE21	1.64	0.62
1:G:636:LYS:N	4:V:334:GLU:OE1	2.31	0.62
1:G:642:LYS:CD	4:V:340:TRP:CZ3	2.80	0.62
1:G:817:GLN:CG	2:H:127:ARG:CD	2.77	0.62
1:J:295:MLY:HG3	1:J:332:MET:HE1	1.80	0.62
1:J:302:MET:HG2	1:J:303:LEU:CD1	2.30	0.62
1:J:530:MET:HA	4:W:354:GLN:CB	2.28	0.62
1:J:553:MLY:HE3	4:Y:45:VAL:HG12	1.80	0.62
1:M:643:GLY:H	4:Z:23:GLY:C	2.02	0.62
2:N:121:LEU:HA	2:N:128:PHE:CG	2.34	0.62
1:P:251:ARG:HB2	1:P:264:ASP:CB	2.29	0.62
1:P:580:SER:HA	1:P:588:VAL:O	2.00	0.62
1:P:786:ILE:HB	1:P:787:ILE:H	1.63	0.62
4:1:173:HIS:CD2	4:2:268:GLY:CA	2.83	0.62
1:A:278:GLN:HG3	1:A:318:GLY:N	2.15	0.62
2:B:111:SER:OG	2:B:148:VAL:CG1	2.48	0.62
1:D:542:PHE:N	4:9:143:TYR:OH	2.33	0.62
1:D:551:MLY:C	4:W:46:GLY:O	2.47	0.62
1:D:578:HIS:CB	1:D:592:ILE:HD12	2.30	0.62
1:D:642:LYS:CG	4:9:22:ALA:C	2.67	0.62
1:D:771:LEU:O	1:D:774:LEU:N	2.32	0.62
1:D:838:ILE:HD11	2:E:54:MET:SD	2.38	0.62
1:J:141:LEU:H	1:J:141:LEU:HD12	1.64	0.62
1:J:578:HIS:CB	1:J:592:ILE:HD12	2.30	0.62
1:J:771:LEU:O	1:J:774:LEU:N	2.32	0.62
1:J:818:TYR:HE1	2:K:127:ARG:NH2	1.83	0.62
1:M:530:MET:HE2	4:Z:354:GLN:HG3	1.81	0.62
1:M:578:HIS:CB	1:M:592:ILE:HD12	2.29	0.62
1:M:798:LEU:HD21	3:O:126:LEU:HD12	1.77	0.62
1:M:831:TRP:HE1	2:N:67:MET:CG	2.13	0.62
1:P:84:MLY:CB	1:P:776:GLU:OE1	2.48	0.62
1:P:542:PHE:CZ	1:P:553:MLY:HH11	2.34	0.62
4:3:290:ARG:NH2	4:5:202:THR:HG21	1.60	0.62
4:9:257:CYS:HB3	4:9:258:PRO:HD3	1.81	0.62
1:A:530:MET:CG	4:8:354:GLN:HG3	2.30	0.62
1:A:771:LEU:O	1:A:774:LEU:N	2.32	0.62
1:D:94:MET:HE1	1:D:101:ALA:HB1	1.81	0.62
1:D:99:GLU:OE2	1:D:696:ARG:NH2	2.31	0.62
1:D:544:LYS:HB2	4:9:147:ARG:HA	1.80	0.62

Continued on next page...

Continued from previous page...

Atom-1	Atom-2	Interatomic distance (Å)	Clash overlap (Å)
2:E:114:LYS:HG3	2:E:146:GLY:HA2	1.82	0.62
3:F:49:ILE:HA	3:F:52:ASN:ND2	2.05	0.62
1:G:580:SER:HA	1:G:588:VAL:O	2.00	0.62
1:G:798:LEU:HD22	3:I:118:MET:HG3	1.82	0.62
2:H:121:LEU:HA	2:H:128:PHE:CG	2.34	0.62
1:J:542:PHE:N	4:W:143:TYR:OH	2.33	0.62
1:J:636:LYS:N	4:W:334:GLU:OE1	2.31	0.62
1:M:81:ASN:OD1	1:M:96:HIS:HB2	2.00	0.62
1:M:541:MET:HE2	4:Z:346:LEU:HD12	1.82	0.62
1:M:541:MET:CA	4:Z:143:TYR:OH	2.46	0.62
1:M:542:PHE:CZ	1:M:553:MLY:HH11	2.34	0.62
1:M:803:TYR:CE2	3:O:17:PHE:CZ	2.88	0.62
1:P:154:HIS:CE1	1:P:156:PHE:CD2	2.88	0.62
1:P:161:ASN:HA	1:P:164:GLN:HE21	1.64	0.62
1:P:210:GLN:O	1:P:211:SER:OG	2.15	0.62
4:4:361:GLU:HB3	4:4:369:ILE:HG12	1.82	0.62
4:5:361:GLU:HB3	4:5:369:ILE:HG12	1.82	0.62
4:W:257:CYS:HB3	4:W:258:PRO:HD3	1.81	0.62
1:A:94:MET:HE1	1:A:101:ALA:HB1	1.80	0.62
1:A:302:MET:HG2	1:A:303:LEU:CD1	2.30	0.62
1:D:98:HIS:HB3	1:D:100:PRO:CD	2.25	0.62
1:D:278:GLN:HG3	1:D:318:GLY:N	2.15	0.62
1:D:302:MET:HG2	1:D:303:LEU:CD1	2.30	0.62
1:D:543:PRO:HG2	4:9:143:TYR:O	1.98	0.62
1:D:831:TRP:CG	2:E:51:PHE:HZ	2.17	0.62
3:F:24:LYS:HB3	3:F:63:ILE:H	1.64	0.62
1:G:530:MET:CG	4:V:354:GLN:HG3	2.30	0.62
1:G:576:GLU:CG	1:G:577:ALA:N	2.44	0.62
1:J:274:ARG:HB2	1:J:285:TYR:CE2	2.34	0.62
1:J:710:GLY:O	1:J:772:LEU:HB2	1.99	0.62
1:J:836:PHE:CE2	2:K:160:GLY:HA3	2.35	0.62
1:M:782:MLY:O	1:M:786:ILE:HG12	2.00	0.62
2:N:114:LYS:HG3	2:N:146:GLY:HA2	1.82	0.62
2:N:132:GLU:O	2:N:136:MET:HG2	1.99	0.62
4:1:257:CYS:HB3	4:1:258:PRO:HD3	1.81	0.62
4:Z:361:GLU:HB3	4:Z:369:ILE:HG12	1.82	0.62
1:A:798:LEU:HD12	3:C:126:LEU:HD21	1.80	0.62
1:G:735:GLY:O	1:G:743:ALA:HA	1.94	0.62
1:G:831:TRP:HE1	2:H:67:MET:CB	1.96	0.62
1:J:107:MLY:HB3	1:J:686:MET:CE	2.27	0.62
1:J:730:SER:C	1:J:733:PRO:HD2	2.20	0.62

Continued on next page...

Continued from previous page...

Atom-1	Atom-2	Interatomic distance (Å)	Clash overlap (Å)
3:L:50:LEU:O	3:L:53:PRO:HD2	2.00	0.62
2:Q:111:SER:OG	2:Q:148:VAL:CG1	2.48	0.62
3:R:48:LYS:C	3:R:52:ASN:HD21	1.96	0.62
4:2:361:GLU:HB3	4:2:369:ILE:HG12	1.82	0.62
4:3:257:CYS:HB3	4:3:258:PRO:HD3	1.81	0.62
3:C:50:LEU:O	3:C:53:PRO:HD2	2.00	0.61
1:G:541:MET:CA	4:V:143:TYR:OH	2.47	0.61
1:J:520:ALA:O	1:J:524:GLU:HG2	2.00	0.61
1:M:274:ARG:HB2	1:M:285:TYR:CE2	2.34	0.61
1:M:580:SER:HA	1:M:588:VAL:O	2.00	0.61
2:N:111:SER:OG	2:N:148:VAL:CG1	2.47	0.61
1:P:541:MET:C	4:1:143:TYR:CZ	2.72	0.61
4:X:361:GLU:HB3	4:X:369:ILE:HG12	1.82	0.61
1:A:643:GLY:H	4:8:23:GLY:C	2.02	0.61
1:A:717:TYR:HD1	1:A:744:SER:HG	1.48	0.61
2:B:121:LEU:HA	2:B:128:PHE:CG	2.34	0.61
2:B:144:VAL:HA	2:B:153:ILE:HD11	1.80	0.61
1:G:81:ASN:OD1	1:G:96:HIS:HB2	2.00	0.61
1:G:643:GLY:H	4:V:23:GLY:C	2.02	0.61
1:G:649:VAL:HA	1:G:649:VAL:HG22	1.80	0.61
1:J:639:GLY:N	4:W:344:SER:C	2.54	0.61
1:M:141:LEU:H	1:M:141:LEU:HD12	1.64	0.61
1:M:530:MET:CG	4:Z:354:GLN:HG3	2.30	0.61
1:P:520:ALA:O	1:P:524:GLU:HG2	2.00	0.61
1:P:578:HIS:CD2	1:P:591:ASN:HA	2.32	0.61
1:P:755:HIS:HA	1:P:758:TYR:HE1	1.65	0.61
3:R:52:ASN:N	3:R:53:PRO:HD2	2.16	0.61
4:Y:257:CYS:HB3	4:Y:258:PRO:HD3	1.81	0.61
1:A:141:LEU:H	1:A:141:LEU:HD12	1.64	0.61
1:A:541:MET:C	4:8:143:TYR:CZ	2.73	0.61
1:A:541:MET:HE1	4:8:346:LEU:HD12	1.82	0.61
1:A:724:TYR:HD1	1:A:727:LEU:HD11	1.64	0.61
1:A:730:SER:C	1:A:733:PRO:HD2	2.20	0.61
2:B:144:VAL:HG12	2:B:153:ILE:HD11	1.75	0.61
1:D:541:MET:HE2	4:9:346:LEU:HD12	1.82	0.61
1:D:730:SER:C	1:D:733:PRO:HD2	2.20	0.61
1:D:735:GLY:O	1:D:743:ALA:HA	1.94	0.61
1:D:797:PHE:CZ	3:F:126:LEU:HD22	2.22	0.61
3:I:52:ASN:N	3:I:53:PRO:HD2	2.16	0.61
1:J:541:MET:SD	4:W:346:LEU:O	2.48	0.61
1:J:795:ARG:HH21	3:L:116:GLU:CG	2.12	0.61

Continued on next page...

Continued from previous page...

Atom-1	Atom-2	Interatomic distance (Å)	Clash overlap (Å)
2:K:144:VAL:HA	2:K:153:ILE:HD11	1.80	0.61
1:M:576:GLU:CG	1:M:577:ALA:N	2.44	0.61
1:M:791:GLN:OE1	3:O:116:GLU:HG3	1.99	0.61
1:M:818:TYR:OH	2:N:127:ARG:NH2	2.26	0.61
1:P:542:PHE:N	4:1:143:TYR:OH	2.33	0.61
1:P:795:ARG:CZ	3:R:43:ASN:OD1	2.48	0.61
3:R:50:LEU:O	3:R:53:PRO:HD2	2.00	0.61
4:X:324:THR:HB	4:Z:247:VAL:H	1.64	0.61
1:A:542:PHE:CB	4:8:143:TYR:HE1	2.12	0.61
1:A:649:VAL:HA	1:A:649:VAL:HG22	1.80	0.61
1:A:686:MET:HG3	1:A:691:VAL:HG21	1.83	0.61
2:B:34:ILE:O	2:B:46:ASP:HB3	2.01	0.61
3:C:52:ASN:N	3:C:53:PRO:HD2	2.15	0.61
1:D:541:MET:C	4:9:143:TYR:CZ	2.73	0.61
1:D:727:LEU:H	1:D:782:MLY:CH2	2.13	0.61
3:F:52:ASN:N	3:F:53:PRO:HD2	2.16	0.61
1:G:154:HIS:CE1	1:G:156:PHE:CD2	2.88	0.61
1:G:274:ARG:HB2	1:G:285:TYR:CE2	2.34	0.61
1:G:542:PHE:CZ	1:G:553:MLY:HH11	2.34	0.61
1:J:819:ASN:OD1	2:K:92:ASP:CB	2.48	0.61
3:L:24:LYS:HB3	3:L:63:ILE:H	1.64	0.61
1:M:520:ALA:O	1:M:524:GLU:HG2	2.00	0.61
1:M:767:PHE:CD1	1:M:772:LEU:HD13	2.35	0.61
3:O:63:ILE:HG22	3:O:64:THR:O	2.01	0.61
1:P:274:ARG:HB2	1:P:285:TYR:CE2	2.34	0.61
1:P:278:GLN:HG3	1:P:318:GLY:N	2.15	0.61
1:P:725:ARG:HB3	3:R:85:GLU:HG2	1.48	0.61
4:1:167:GLU:CB	4:3:41:GLN:O	2.48	0.61
4:1:246:GLN:HB2	4:Y:291:LYS:HB3	1.83	0.61
4:7:361:GLU:HB3	4:7:369:ILE:HG12	1.82	0.61
4:9:361:GLU:HB3	4:9:369:ILE:HG12	1.82	0.61
4:X:287:ILE:O	4:Z:205:GLU:OE1	2.18	0.61
1:D:202:SER:HA	1:D:207:LYS:HE3	1.72	0.61
1:D:643:GLY:O	1:D:644:SER:CB	2.49	0.61
2:E:34:ILE:O	2:E:46:ASP:HB3	2.01	0.61
3:I:63:ILE:HG22	3:I:64:THR:O	2.01	0.61
1:J:541:MET:HE2	4:W:346:LEU:HD12	1.82	0.61
1:J:578:HIS:CD2	1:J:591:ASN:HA	2.31	0.61
1:J:643:GLY:O	1:J:644:SER:CB	2.49	0.61
2:K:111:SER:OG	2:K:148:VAL:CG1	2.48	0.61
3:L:52:ASN:N	3:L:53:PRO:HD2	2.16	0.61

Continued on next page...

Continued from previous page...

Atom-1	Atom-2	Interatomic distance (Å)	Clash overlap (Å)
1:M:557:GLU:HG3	1:M:557:GLU:O	2.00	0.61
1:P:141:LEU:HD12	1:P:141:LEU:H	1.64	0.61
1:P:557:GLU:HG3	1:P:557:GLU:O	2.00	0.61
1:P:639:GLY:N	4:1:344:SER:C	2.54	0.61
1:P:798:LEU:HD11	3:R:126:LEU:HD21	1.79	0.61
1:P:818:TYR:CE1	2:Q:127:ARG:HH22	1.44	0.61
4:W:361:GLU:HB3	4:W:369:ILE:HG12	1.82	0.61
4:Y:361:GLU:HB3	4:Y:369:ILE:HG12	1.82	0.61
1:A:502:GLU:HG2	1:A:764:MLY:O	1.99	0.61
1:A:553:MLY:O	4:V:48:GLY:HA2	1.99	0.61
3:C:24:LYS:HB3	3:C:63:ILE:H	1.64	0.61
1:D:524:GLU:O	1:D:528:MLY:HB3	2.01	0.61
1:D:793:ARG:NH2	3:F:147:MET:CE	2.60	0.61
1:G:93:MET:CE	1:G:714:ARG:O	2.48	0.61
1:G:686:MET:HG3	1:G:691:VAL:HG21	1.83	0.61
1:G:789:ALA:HB1	3:I:81:GLN:CD	2.20	0.61
1:G:795:ARG:HB3	3:I:35:ARG:HH12	1.60	0.61
2:H:34:ILE:O	2:H:46:ASP:HB3	2.01	0.61
1:M:161:ASN:HA	1:M:164:GLN:HE21	1.64	0.61
1:M:541:MET:C	4:Z:143:TYR:CZ	2.72	0.61
1:M:544:LYS:HB3	4:2:45:VAL:HG11	1.82	0.61
1:M:805:ALA:O	1:M:808:GLU:N	2.33	0.61
3:O:24:LYS:HB3	3:O:63:ILE:H	1.64	0.61
1:A:274:ARG:HB2	1:A:285:TYR:CE2	2.34	0.61
1:A:813:ILE:O	1:A:817:GLN:N	2.30	0.61
1:D:91:MET:HE3	1:D:119:SER:HB2	1.83	0.61
1:G:541:MET:C	4:V:143:TYR:CZ	2.73	0.61
1:G:728:ASN:CG	3:I:114:LEU:HD23	2.17	0.61
1:G:752:ASP:O	1:G:780:ASP:CB	2.49	0.61
2:H:144:VAL:HG12	2:H:153:ILE:HD11	1.75	0.61
1:J:91:MET:HE3	1:J:119:SER:HB2	1.83	0.61
1:J:161:ASN:HA	1:J:164:GLN:HE21	1.63	0.61
1:M:278:GLN:HG3	1:M:318:GLY:N	2.15	0.61
1:M:302:MET:HG2	1:M:303:LEU:CD1	2.30	0.61
1:M:530:MET:HA	4:Z:354:GLN:CB	2.29	0.61
1:P:579:PHE:CE1	1:P:581:LEU:HD13	2.35	0.61
2:Q:34:ILE:O	2:Q:46:ASP:HB3	2.01	0.61
1:A:154:HIS:CE1	1:A:156:PHE:CD2	2.88	0.61
1:A:799:MET:HE1	3:C:32:ASP:HB3	1.75	0.61
1:A:800:ARG:HH22	3:C:40:ASN:CG	1.82	0.61
2:B:114:LYS:HG3	2:B:146:GLY:HA2	1.82	0.61

Continued on next page...

Continued from previous page...

Atom-1	Atom-2	Interatomic distance (Å)	Clash overlap (Å)
1:G:40:VAL:HG22	1:G:41:VAL:N	2.16	0.61
1:J:217:THR:C	1:J:221:GLN:HG2	2.21	0.61
1:J:543:PRO:HG2	4:W:143:TYR:O	1.98	0.61
1:J:791:GLN:NE2	3:L:115:GLY:CA	2.63	0.61
1:J:834:LEU:CD1	2:K:51:PHE:CD1	2.83	0.61
1:M:217:THR:C	1:M:221:GLN:HG2	2.21	0.61
1:M:686:MET:HG3	1:M:691:VAL:HG21	1.83	0.61
1:P:643:GLY:O	1:P:644:SER:CB	2.49	0.61
1:P:726:VAL:HG12	1:P:782:MLY:HH23	1.81	0.61
1:P:826:VAL:HG21	2:Q:88:LEU:HD23	1.81	0.61
1:A:40:VAL:HG22	1:A:41:VAL:N	2.16	0.61
1:A:81:ASN:OD1	1:A:96:HIS:HB2	2.00	0.61
1:D:154:HIS:CE1	1:D:156:PHE:CD2	2.88	0.61
1:D:823:PHE:CD1	2:E:160:GLY:HA2	2.33	0.61
1:G:524:GLU:O	1:G:528:MLY:HB3	2.01	0.61
1:J:623:PHE:CG	1:J:623:PHE:HA	2.36	0.61
1:J:686:MET:HG3	1:J:691:VAL:HG21	1.83	0.61
1:J:791:GLN:NE2	3:L:116:GLU:H	1.99	0.61
1:M:278:GLN:CG	1:M:317:GLU:HB2	2.27	0.61
1:M:542:PHE:N	4:Z:143:TYR:OH	2.33	0.61
1:M:552:ASN:OD1	4:2:49:GLN:C	2.40	0.61
1:P:524:GLU:O	1:P:528:MLY:HB3	2.01	0.61
4:4:223:PHE:HD2	4:4:312:ARG:NH2	1.99	0.61
1:A:580:SER:HA	1:A:588:VAL:O	2.00	0.61
1:A:753:VAL:HG11	1:A:775:LEU:CD2	2.27	0.61
3:C:63:ILE:HG22	3:C:64:THR:O	2.01	0.61
1:D:542:PHE:CB	4:9:143:TYR:HE1	2.13	0.61
1:D:579:PHE:CE1	1:D:581:LEU:HD13	2.35	0.61
1:D:686:MET:HG3	1:D:691:VAL:HG21	1.83	0.61
1:D:830:PRO:HB2	2:E:51:PHE:CE1	2.36	0.61
3:F:50:LEU:O	3:F:53:PRO:HD2	2.00	0.61
1:G:38:VAL:HB	1:G:52:ILE:HD11	1.83	0.61
1:J:81:ASN:OD1	1:J:96:HIS:HB2	2.00	0.61
1:J:567:LYS:HZ2	4:Y:92:ASN:HA	1.64	0.61
1:M:40:VAL:HG22	1:M:41:VAL:N	2.16	0.61
1:M:795:ARG:CB	3:O:35:ARG:HH12	2.13	0.61
3:O:52:ASN:N	3:O:53:PRO:HD2	2.15	0.61
1:P:578:HIS:CB	1:P:592:ILE:HD12	2.30	0.61
4:3:361:GLU:HB3	4:3:369:ILE:HG12	1.82	0.61
1:A:524:GLU:O	1:A:528:MLY:HB3	2.01	0.60
1:A:813:ILE:HD13	2:B:128:PHE:CE1	2.36	0.60

Continued on next page...

Continued from previous page...

Atom-1	Atom-2	Interatomic distance (Å)	Clash overlap (Å)
1:D:40:VAL:HG22	1:D:41:VAL:N	2.16	0.60
1:D:81:ASN:OD1	1:D:96:HIS:HB2	2.00	0.60
1:D:795:ARG:CB	3:F:35:ARG:NH2	2.55	0.60
1:G:579:PHE:CE1	1:G:581:LEU:HD13	2.35	0.60
1:G:795:ARG:NH2	3:I:116:GLU:CB	2.62	0.60
1:J:278:GLN:HG3	1:J:318:GLY:N	2.15	0.60
2:K:117:LEU:HD11	2:K:147:ASN:HB3	1.76	0.60
1:M:154:HIS:CE1	1:M:156:PHE:CD2	2.88	0.60
1:M:797:PHE:CZ	3:O:146:ILE:HA	2.35	0.60
1:P:217:THR:C	1:P:221:GLN:HG2	2.22	0.60
1:P:732:ILE:HG22	1:P:747:LEU:CD1	1.55	0.60
4:6:361:GLU:HB3	4:6:369:ILE:HG12	1.82	0.60
1:A:643:GLY:O	1:A:644:SER:CB	2.48	0.60
3:F:3:SER:HG	3:F:5:ALA:N	1.99	0.60
1:G:542:PHE:N	4:V:143:TYR:OH	2.33	0.60
1:G:795:ARG:HE	3:I:116:GLU:HB3	0.50	0.60
1:G:795:ARG:CZ	3:I:116:GLU:OE2	2.49	0.60
1:G:796:GLY:HA2	3:I:35:ARG:CZ	2.31	0.60
1:G:823:PHE:CE1	2:H:156:VAL:O	2.53	0.60
1:G:834:LEU:HD12	2:H:51:PHE:HE1	1.64	0.60
1:J:819:ASN:OD1	2:K:91:ALA:C	2.36	0.60
2:K:114:LYS:HG3	2:K:146:GLY:HA2	1.82	0.60
2:K:130:PRO:HA	2:K:133:ILE:HD12	1.84	0.60
1:M:38:VAL:HB	1:M:52:ILE:HD11	1.83	0.60
1:M:524:GLU:O	1:M:528:MLY:HB3	2.01	0.60
1:P:786:ILE:HB	1:P:787:ILE:N	2.14	0.60
4:5:223:PHE:HD2	4:5:312:ARG:NH2	2.00	0.60
4:8:223:PHE:HD2	4:8:312:ARG:NH2	1.99	0.60
1:A:217:THR:C	1:A:221:GLN:HG2	2.21	0.60
1:A:542:PHE:N	4:8:143:TYR:OH	2.33	0.60
1:A:579:PHE:CE1	1:A:581:LEU:HD13	2.35	0.60
1:D:557:GLU:HG3	1:D:557:GLU:O	2.01	0.60
1:D:726:VAL:CG1	1:D:785:GLU:CB	2.78	0.60
1:G:520:ALA:O	1:G:524:GLU:HG2	2.00	0.60
1:G:665:ARG:C	1:G:667:THR:H	2.05	0.60
2:H:114:LYS:HG3	2:H:146:GLY:HA2	1.82	0.60
1:J:94:MET:O	1:J:713:SER:CA	2.48	0.60
1:J:550:PHE:CE2	1:J:592:ILE:HG23	2.37	0.60
1:J:732:ILE:CG2	1:J:747:LEU:HD11	1.26	0.60
1:J:755:HIS:HA	1:J:758:TYR:HE1	1.65	0.60
1:J:792:ALA:HB3	3:L:42:THR:HG23	1.70	0.60

Continued on next page...

Continued from previous page...

Atom-1	Atom-2	Interatomic distance (Å)	Clash overlap (Å)
1:M:124:VAL:CG1	1:M:675:ILE:HD13	2.32	0.60
1:M:542:PHE:CB	4:Z:143:TYR:HE1	2.13	0.60
1:M:579:PHE:CE1	1:M:581:LEU:HD13	2.35	0.60
1:M:649:VAL:HG12	1:M:649:VAL:C	1.99	0.60
1:M:836:PHE:CZ	2:N:159:HIS:HA	2.26	0.60
2:N:130:PRO:HA	2:N:133:ILE:HD12	1.83	0.60
1:P:81:ASN:OD1	1:P:96:HIS:HB2	2.00	0.60
1:P:541:MET:HE2	4:1:346:LEU:HD12	1.82	0.60
1:P:665:ARG:C	1:P:667:THR:H	2.05	0.60
1:P:797:PHE:CE2	3:R:126:LEU:HD22	2.32	0.60
3:R:63:ILE:HG22	3:R:64:THR:O	2.01	0.60
4:1:173:HIS:HB3	4:2:267:ILE:HA	1.82	0.60
1:D:156:PHE:CD1	1:D:195:TYR:CD1	2.90	0.60
1:D:217:THR:C	1:D:221:GLN:HG2	2.21	0.60
1:D:411:GLU:N	4:9:333:PRO:HB2	2.11	0.60
1:D:520:ALA:O	1:D:524:GLU:HG2	2.00	0.60
1:D:541:MET:SD	4:9:346:LEU:O	2.48	0.60
1:G:210:GLN:O	1:G:211:SER:OG	2.15	0.60
1:G:302:MET:HG2	1:G:303:LEU:CD1	2.30	0.60
1:G:639:GLY:N	4:V:344:SER:C	2.54	0.60
1:G:753:VAL:C	1:G:779:ARG:HH11	1.89	0.60
1:J:40:VAL:HG22	1:J:41:VAL:N	2.16	0.60
1:J:792:ALA:CA	3:L:42:THR:CA	2.78	0.60
1:J:838:ILE:CG1	2:K:54:MET:HE1	2.31	0.60
1:M:7:MET:HE3	1:M:14:ALA:HB1	1.84	0.60
1:P:538:GLU:HA	4:1:349:LEU:CG	2.28	0.60
1:P:542:PHE:CB	4:1:143:TYR:HE1	2.13	0.60
1:P:599:ASN:CB	1:P:649:VAL:HB	2.32	0.60
1:P:623:PHE:CG	1:P:623:PHE:HA	2.35	0.60
1:P:686:MET:HG3	1:P:691:VAL:HG21	1.83	0.60
1:P:796:GLY:HA2	3:R:35:ARG:CD	2.31	0.60
4:1:361:GLU:HB3	4:1:369:ILE:HG12	1.82	0.60
1:A:166:MET:HE3	1:A:254:PHE:HD2	1.65	0.60
1:A:210:GLN:O	1:A:211:SER:OG	2.15	0.60
1:A:530:MET:HA	4:8:354:GLN:CB	2.29	0.60
1:A:795:ARG:CB	3:C:35:ARG:NH2	2.54	0.60
1:A:800:ARG:HD2	3:C:149:VAL:O	2.01	0.60
1:D:38:VAL:HB	1:D:52:ILE:HD11	1.84	0.60
1:D:553:MLY:NZ	4:W:45:VAL:HG13	2.17	0.60
1:G:95:THR:HG23	1:G:96:HIS:ND1	2.17	0.60
1:G:124:VAL:CG1	1:G:675:ILE:HD13	2.31	0.60

Continued on next page...

Continued from previous page...

Atom-1	Atom-2	Interatomic distance (Å)	Clash overlap (Å)
1:G:278:GLN:CG	1:G:317:GLU:HB2	2.27	0.60
1:G:542:PHE:CB	4:V:143:TYR:HE1	2.13	0.60
1:G:643:GLY:O	1:G:644:SER:CB	2.48	0.60
1:J:546:THR:HG22	1:J:547:ASP:N	2.17	0.60
1:J:579:PHE:CE1	1:J:581:LEU:HD13	2.35	0.60
3:L:63:ILE:HG22	3:L:64:THR:O	2.01	0.60
1:M:95:THR:HG23	1:M:96:HIS:ND1	2.17	0.60
1:M:643:GLY:O	1:M:644:SER:CB	2.49	0.60
2:N:34:ILE:O	2:N:46:ASP:HB3	2.01	0.60
3:O:50:LEU:O	3:O:53:PRO:HD2	2.00	0.60
1:P:40:VAL:HG22	1:P:41:VAL:N	2.16	0.60
1:P:543:PRO:HG2	4:1:143:TYR:O	1.98	0.60
1:P:792:ALA:N	3:R:42:THR:HG22	2.16	0.60
4:V:361:GLU:HB3	4:V:369:ILE:HG12	1.82	0.60
1:A:38:VAL:HB	1:A:52:ILE:HD11	1.84	0.60
1:A:99:GLU:OE2	1:A:696:ARG:NH2	2.30	0.60
1:A:124:VAL:HG13	1:A:675:ILE:HD13	1.84	0.60
1:A:578:HIS:CD2	1:A:591:ASN:HA	2.32	0.60
1:A:665:ARG:C	1:A:667:THR:H	2.05	0.60
1:A:837:MLY:O	1:A:840:PRO:HD2	2.02	0.60
1:D:546:THR:HG22	1:D:547:ASP:N	2.17	0.60
1:D:578:HIS:CD2	1:D:591:ASN:HA	2.31	0.60
1:D:726:VAL:HG12	1:D:785:GLU:CB	2.32	0.60
1:G:93:MET:HG3	1:G:714:ARG:O	0.79	0.60
1:G:124:VAL:HG13	1:G:675:ILE:HD13	1.84	0.60
1:G:837:MLY:O	1:G:840:PRO:HD2	2.02	0.60
2:H:130:PRO:HA	2:H:133:ILE:HD12	1.84	0.60
1:J:95:THR:HG23	1:J:96:HIS:ND1	2.17	0.60
1:J:557:GLU:HG3	1:J:557:GLU:O	2.00	0.60
1:J:599:ASN:CB	1:J:649:VAL:HB	2.32	0.60
1:M:797:PHE:HD1	3:O:149:VAL:HG13	1.63	0.60
1:P:95:THR:HG23	1:P:96:HIS:ND1	2.17	0.60
1:P:411:GLU:N	4:1:333:PRO:HB2	2.11	0.60
1:P:804:ARG:HA	1:P:807:VAL:HB	1.81	0.60
4:8:361:GLU:HB3	4:8:369:ILE:HG12	1.82	0.60
1:A:149:GLN:OE1	1:A:716:LEU:CG	2.47	0.60
1:A:599:ASN:CB	1:A:649:VAL:HB	2.32	0.60
1:A:783:LEU:O	1:A:787:ILE:N	2.28	0.60
3:C:52:ASN:HB2	3:C:53:PRO:CD	2.28	0.60
1:D:530:MET:CG	4:9:354:GLN:HG3	2.30	0.60
1:G:40:VAL:HG22	1:G:41:VAL:H	1.67	0.60

Continued on next page...

Continued from previous page...

Atom-1	Atom-2	Interatomic distance (Å)	Clash overlap (Å)
1:G:411:GLU:N	4:V:333:PRO:HB2	2.11	0.60
1:G:541:MET:HE1	4:V:346:LEU:HD12	1.82	0.60
1:G:546:THR:HG22	1:G:547:ASP:N	2.17	0.60
1:G:717:TYR:HD1	1:G:744:SER:HG	1.48	0.60
3:I:50:LEU:O	3:I:53:PRO:HD2	2.00	0.60
1:J:783:LEU:HD12	1:J:783:LEU:N	2.13	0.60
1:J:817:GLN:HG2	2:K:127:ARG:CD	2.18	0.60
1:M:508:ILE:HD11	1:M:766:PHE:CG	2.36	0.60
1:M:634:GLY:N	4:Z:25:ASP:O	2.31	0.60
1:M:639:GLY:N	4:Z:344:SER:C	2.54	0.60
1:P:156:PHE:CD1	1:P:195:TYR:CD1	2.90	0.60
1:P:506:GLU:CA	1:P:761:GLY:HA3	2.31	0.60
1:P:837:MLY:O	1:P:840:PRO:HD2	2.02	0.60
3:R:3:SER:HG	3:R:5:ALA:N	1.99	0.60
4:3:287:ILE:H	4:3:287:ILE:HD12	1.67	0.60
4:3:324:THR:CG2	4:5:243:PRO:O	2.49	0.60
4:5:287:ILE:H	4:5:287:ILE:HD12	1.67	0.60
1:A:799:MET:SD	3:C:32:ASP:C	2.80	0.60
1:D:40:VAL:HG22	1:D:41:VAL:H	1.67	0.60
1:D:819:ASN:CA	2:E:90:GLY:O	2.50	0.60
2:E:150:TYR:C	2:E:151:LYS:CG	2.48	0.60
3:I:49:ILE:HA	3:I:52:ASN:ND2	2.05	0.60
1:J:40:VAL:HG22	1:J:41:VAL:H	1.67	0.60
1:J:757:GLN:N	1:J:776:GLU:HB3	2.17	0.60
1:J:813:ILE:O	1:J:817:GLN:N	2.30	0.60
1:P:124:VAL:CG1	1:P:675:ILE:HD13	2.31	0.60
1:P:550:PHE:CE2	1:P:592:ILE:HG23	2.37	0.60
2:Q:114:LYS:HG3	2:Q:146:GLY:HA2	1.82	0.60
3:R:52:ASN:N	3:R:53:PRO:CD	2.65	0.60
4:1:110:LEU:HA	4:2:195:GLU:HG3	1.82	0.60
4:1:223:PHE:HD2	4:1:312:ARG:NH2	2.00	0.60
4:4:287:ILE:H	4:4:287:ILE:HD12	1.67	0.60
4:6:287:ILE:H	4:6:287:ILE:HD12	1.67	0.60
1:D:161:ASN:HA	1:D:164:GLN:HE21	1.64	0.60
1:D:599:ASN:CB	1:D:649:VAL:HB	2.32	0.60
3:F:63:ILE:HG22	3:F:64:THR:O	2.01	0.60
1:G:84:MLY:HG2	1:G:723:ARG:HD2	0.60	0.60
1:G:217:THR:C	1:G:221:GLN:HG2	2.21	0.60
1:M:538:GLU:HA	4:Z:349:LEU:CG	2.28	0.60
1:M:612:GLN:HE22	1:M:627:GLY:HA2	1.66	0.60
1:P:506:GLU:CD	1:P:764:MLY:HG3	2.21	0.60

Continued on next page...

Continued from previous page...

Atom-1	Atom-2	Interatomic distance (Å)	Clash overlap (Å)
1:P:546:THR:HG22	1:P:547:ASP:N	2.17	0.60
1:P:793:ARG:NH1	3:R:40:ASN:HD22	1.94	0.60
2:Q:144:VAL:HG12	2:Q:153:ILE:HD11	1.75	0.60
4:2:202:THR:HA	4:Z:287:ILE:CG1	2.32	0.60
4:X:287:ILE:HG23	4:Z:201:VAL:CG2	2.31	0.60
4:Y:223:PHE:HD2	4:Y:312:ARG:NH2	1.99	0.60
1:A:124:VAL:CG1	1:A:675:ILE:HD13	2.31	0.60
1:A:501:GLU:O	1:A:762:HIS:NE2	2.35	0.60
1:A:542:PHE:CD1	4:8:143:TYR:CE1	2.90	0.60
1:A:543:PRO:HG2	4:8:143:TYR:O	1.98	0.60
1:A:623:PHE:CG	1:A:623:PHE:HA	2.36	0.60
1:A:732:ILE:HG22	1:A:747:LEU:CD1	1.55	0.60
1:D:60:VAL:O	1:D:71:THR:HA	2.02	0.60
1:D:530:MET:HE2	4:9:354:GLN:HG3	1.82	0.60
1:G:538:GLU:HA	4:V:349:LEU:CG	2.28	0.60
1:G:599:ASN:CB	1:G:649:VAL:HB	2.32	0.60
1:G:623:PHE:CG	1:G:623:PHE:HA	2.36	0.60
1:G:634:GLY:N	4:V:25:ASP:O	2.31	0.60
1:G:754:ASP:C	1:G:776:GLU:OE1	2.39	0.60
1:G:787:ILE:O	1:G:790:THR:N	2.35	0.60
1:G:795:ARG:HB3	3:I:35:ARG:HH22	1.65	0.60
1:J:38:VAL:HB	1:J:52:ILE:HD11	1.83	0.60
1:J:99:GLU:OE2	1:J:696:ARG:NH2	2.30	0.60
1:J:665:ARG:C	1:J:667:THR:H	2.05	0.60
1:J:813:ILE:HG22	2:K:128:PHE:HE1	1.62	0.60
1:M:546:THR:HG22	1:M:547:ASP:N	2.17	0.60
1:M:623:PHE:CG	1:M:623:PHE:HA	2.36	0.60
1:M:817:GLN:OE1	2:N:127:ARG:HD2	2.01	0.60
1:P:726:VAL:HG12	1:P:782:MLY:CH2	2.30	0.60
4:9:287:ILE:H	4:9:287:ILE:HD12	1.67	0.60
4:Z:287:ILE:HD12	4:Z:287:ILE:H	1.67	0.60
1:A:530:MET:CG	4:8:354:GLN:CG	2.71	0.59
1:D:124:VAL:CG1	1:D:675:ILE:HD13	2.32	0.59
1:D:665:ARG:C	1:D:667:THR:H	2.05	0.59
1:J:524:GLU:O	1:J:528:MLY:HB3	2.01	0.59
1:M:735:GLY:O	1:M:743:ALA:HA	1.94	0.59
1:M:776:GLU:O	1:M:779:ARG:HB3	2.02	0.59
3:O:52:ASN:N	3:O:53:PRO:CD	2.65	0.59
1:P:38:VAL:HB	1:P:52:ILE:HD11	1.84	0.59
4:6:223:PHE:HD2	4:6:312:ARG:NH2	1.99	0.59
1:A:813:ILE:HG22	2:B:127:ARG:HD3	1.80	0.59

Continued on next page...

Continued from previous page...

Atom-1	Atom-2	Interatomic distance (Å)	Clash overlap (Å)
1:D:95:THR:HG23	1:D:96:HIS:ND1	2.17	0.59
1:D:538:GLU:HA	4:9:349:LEU:CG	2.28	0.59
1:G:127:ASN:ND2	1:G:128:PRO:HD2	2.17	0.59
1:G:755:HIS:CB	1:G:779:ARG:HH22	2.10	0.59
1:J:124:VAL:CG1	1:J:675:ILE:HD13	2.31	0.59
1:J:769:ALA:CB	1:J:770:GLY:HA2	2.31	0.59
1:M:40:VAL:HG22	1:M:41:VAL:H	1.67	0.59
1:M:49:MLY:HH13	1:M:108:GLU:OE2	2.02	0.59
1:M:60:VAL:O	1:M:71:THR:HA	2.02	0.59
1:M:135:TYR:N	1:M:135:TYR:CD1	2.69	0.59
1:M:536:LEU:HD13	1:M:550:PHE:CE1	2.37	0.59
1:M:642:LYS:CD	4:Z:340:TRP:CZ3	2.79	0.59
2:N:144:VAL:CG1	2:N:153:ILE:HD13	2.20	0.59
3:O:46:ILE:O	3:O:50:LEU:CG	2.47	0.59
1:P:530:MET:CG	4:1:354:GLN:HG3	2.31	0.59
1:P:813:ILE:O	1:P:817:GLN:N	2.30	0.59
4:W:223:PHE:HD2	4:W:312:ARG:NH2	1.99	0.59
4:X:287:ILE:O	4:Z:205:GLU:OE2	2.19	0.59
1:A:156:PHE:CD1	1:A:195:TYR:CD1	2.89	0.59
1:A:536:LEU:HD13	1:A:550:PHE:CE1	2.37	0.59
3:C:52:ASN:N	3:C:53:PRO:CD	2.65	0.59
1:D:550:PHE:CE2	1:D:592:ILE:HG23	2.37	0.59
1:D:776:GLU:O	1:D:779:ARG:HB3	2.03	0.59
3:F:52:ASN:N	3:F:53:PRO:CD	2.65	0.59
1:J:411:GLU:N	4:W:333:PRO:HB2	2.11	0.59
1:J:530:MET:CG	4:W:354:GLN:HG3	2.30	0.59
1:J:831:TRP:CH2	2:K:47:LEU:HD23	2.29	0.59
2:K:34:ILE:O	2:K:46:ASP:HB3	2.01	0.59
1:M:124:VAL:HG13	1:M:675:ILE:HD13	1.84	0.59
1:M:538:GLU:CD	4:Z:355:MET:HE3	2.22	0.59
1:M:542:PHE:CD1	4:Z:143:TYR:CE1	2.91	0.59
1:M:578:HIS:CD2	1:M:591:ASN:HA	2.31	0.59
1:M:767:PHE:CE2	1:M:772:LEU:CD1	2.86	0.59
1:M:837:MLY:O	1:M:840:PRO:HD2	2.02	0.59
1:P:724:TYR:CE1	1:P:775:LEU:CG	2.82	0.59
4:2:287:ILE:CG2	4:4:202:THR:C	2.68	0.59
4:V:286:ASP:OD2	4:X:203:THR:CG2	2.47	0.59
1:A:278:GLN:CG	1:A:317:GLU:HB2	2.27	0.59
1:A:411:GLU:N	4:8:333:PRO:HB2	2.11	0.59
1:D:735:GLY:C	1:D:743:ALA:HB1	1.84	0.59
1:G:156:PHE:CD1	1:G:195:TYR:CD1	2.90	0.59

Continued on next page...

Continued from previous page...

Atom-1	Atom-2	Interatomic distance (Å)	Clash overlap (Å)
1:G:536:LEU:HD13	1:G:550:PHE:CE1	2.37	0.59
1:G:578:HIS:CD2	1:G:591:ASN:HA	2.31	0.59
1:J:156:PHE:CD1	1:J:195:TYR:CD1	2.90	0.59
1:J:755:HIS:N	1:J:780:ASP:OD2	2.35	0.59
1:J:769:ALA:HB3	1:J:770:GLY:HA3	1.84	0.59
1:J:784:ALA:O	1:J:788:THR:HB	2.02	0.59
1:M:665:ARG:C	1:M:667:THR:H	2.05	0.59
1:M:826:VAL:HG21	2:N:88:LEU:HD23	1.82	0.59
1:P:99:GLU:OE2	1:P:696:ARG:NH2	2.31	0.59
1:P:725:ARG:HD3	3:R:85:GLU:HG3	1.85	0.59
1:P:776:GLU:O	1:P:779:ARG:HB3	2.03	0.59
1:A:40:VAL:HG22	1:A:41:VAL:H	1.67	0.59
1:A:553:MLY:NZ	4:V:45:VAL:HG13	2.16	0.59
1:A:557:GLU:HG3	1:A:557:GLU:O	2.01	0.59
1:A:646:PHE:CD2	1:A:652:LEU:CD1	2.85	0.59
1:A:776:GLU:O	1:A:779:ARG:HB3	2.03	0.59
1:G:557:GLU:HG3	1:G:557:GLU:O	2.00	0.59
1:G:757:GLN:OE1	1:G:772:LEU:HA	2.02	0.59
1:G:800:ARG:HH22	3:I:40:ASN:CG	2.05	0.59
1:J:116:TYR:HB2	1:J:153:PRO:O	2.03	0.59
1:J:542:PHE:CB	4:W:143:TYR:HE1	2.13	0.59
1:J:837:MLY:O	1:J:840:PRO:HD2	2.02	0.59
3:L:102:VAL:HG11	3:L:107:LEU:HB2	1.85	0.59
1:M:723:ARG:NE	1:M:776:GLU:OE1	2.35	0.59
1:M:787:ILE:O	1:M:790:THR:N	2.35	0.59
1:M:817:GLN:CG	2:N:127:ARG:HB2	2.24	0.59
1:P:116:TYR:HB2	1:P:153:PRO:O	2.03	0.59
4:2:287:ILE:HD13	4:4:203:THR:N	2.13	0.59
4:3:223:PHE:HD2	4:3:312:ARG:NH2	1.99	0.59
4:7:287:ILE:HD12	4:7:287:ILE:H	1.67	0.59
1:A:549:SER:OG	1:A:550:PHE:N	2.36	0.59
1:A:753:VAL:CG1	1:A:775:LEU:HD23	2.32	0.59
1:D:116:TYR:HB2	1:D:153:PRO:O	2.03	0.59
1:D:623:PHE:CG	1:D:623:PHE:HA	2.36	0.59
1:D:787:ILE:O	1:D:790:THR:N	2.35	0.59
1:G:829:TRP:CE2	2:H:87:LYS:HE2	2.37	0.59
1:J:60:VAL:O	1:J:71:THR:HA	2.02	0.59
1:J:536:LEU:HD13	1:J:550:PHE:CE1	2.37	0.59
1:M:156:PHE:CD1	1:M:195:TYR:CD1	2.90	0.59
1:M:629:GLU:HB3	1:M:645:SER:N	2.18	0.59
1:P:536:LEU:HD13	1:P:550:PHE:CE1	2.37	0.59

Continued on next page...

Continued from previous page...

Atom-1	Atom-2	Interatomic distance (Å)	Clash overlap (Å)
1:P:725:ARG:CG	3:R:85:GLU:CG	2.81	0.59
4:1:244:ASP:HB2	4:Y:292:ASP:N	2.16	0.59
4:2:287:ILE:H	4:2:287:ILE:HD12	1.67	0.59
1:A:60:VAL:O	1:A:71:THR:HA	2.02	0.59
1:A:732:ILE:HG21	1:A:747:LEU:HD11	0.73	0.59
1:A:753:VAL:HG11	1:A:775:LEU:HD23	1.83	0.59
1:A:797:PHE:CE1	3:C:146:ILE:HG23	2.38	0.59
1:D:195:TYR:O	1:D:199:ILE:HG23	2.03	0.59
1:D:800:ARG:HD3	3:F:149:VAL:C	2.23	0.59
1:G:49:MLY:HH13	1:G:108:GLU:OE2	2.03	0.59
1:G:60:VAL:O	1:G:71:THR:HA	2.02	0.59
1:G:230:GLU:O	1:G:234:ASN:HB2	2.03	0.59
1:J:549:SER:OG	1:J:550:PHE:N	2.36	0.59
1:J:776:GLU:O	1:J:779:ARG:HB3	2.02	0.59
1:J:817:GLN:CB	2:K:127:ARG:HH11	2.16	0.59
1:J:831:TRP:CZ3	2:K:34:ILE:HD13	2.38	0.59
1:M:195:TYR:O	1:M:199:ILE:HG23	2.03	0.59
1:M:767:PHE:CD2	1:M:772:LEU:HD22	2.38	0.59
4:1:287:ILE:H	4:1:287:ILE:HD12	1.67	0.59
1:A:95:THR:HG23	1:A:96:HIS:ND1	2.17	0.59
1:A:135:TYR:N	1:A:135:TYR:CD1	2.70	0.59
1:A:529:PRO:HG3	4:8:353:GLN:OE1	2.03	0.59
1:A:546:THR:HG22	1:A:547:ASP:N	2.17	0.59
1:A:676:ILE:HG23	1:A:676:ILE:O	2.03	0.59
1:D:135:TYR:N	1:D:135:TYR:CD1	2.70	0.59
1:G:549:SER:OG	1:G:550:PHE:N	2.36	0.59
1:G:550:PHE:CE2	1:G:592:ILE:HG23	2.37	0.59
1:G:776:GLU:O	1:G:779:ARG:HB3	2.03	0.59
1:G:792:ALA:CA	3:I:42:THR:HA	2.33	0.59
1:J:124:VAL:HG13	1:J:675:ILE:HD13	1.84	0.59
1:J:135:TYR:N	1:J:135:TYR:CD1	2.70	0.59
1:M:599:ASN:CB	1:M:649:VAL:HB	2.32	0.59
1:P:124:VAL:HG13	1:P:675:ILE:HD13	1.84	0.59
1:P:649:VAL:HA	1:P:649:VAL:HG22	1.81	0.59
1:P:709:LYS:O	1:P:768:MLY:HH13	2.03	0.59
1:P:787:ILE:O	1:P:790:THR:N	2.35	0.59
1:A:837:MLY:HH22	2:H:21:GLU:N	2.16	0.59
1:D:649:VAL:HG22	1:D:649:VAL:HA	1.80	0.59
1:D:837:MLY:O	1:D:840:PRO:HD2	2.02	0.59
1:G:553:MLY:HB2	4:X:46:GLY:HA3	1.83	0.59
1:G:629:GLU:HB3	1:G:645:SER:N	2.18	0.59

Continued on next page...

Continued from previous page...

Atom-1	Atom-2	Interatomic distance (Å)	Clash overlap (Å)
1:G:819:ASN:ND2	2:H:92:ASP:CA	2.61	0.59
2:H:150:TYR:C	2:H:151:LYS:CG	2.48	0.59
1:J:230:GLU:O	1:J:234:ASN:HB2	2.03	0.59
3:L:52:ASN:N	3:L:53:PRO:CD	2.65	0.59
1:M:175:ILE:HA	1:M:670:HIS:O	2.03	0.59
1:M:549:SER:O	4:2:48:GLY:CA	2.46	0.59
1:P:60:VAL:O	1:P:71:THR:HA	2.02	0.59
1:P:135:TYR:N	1:P:135:TYR:CD1	2.70	0.59
4:V:286:ASP:OD1	4:X:202:THR:HB	2.02	0.59
1:A:124:VAL:HG13	1:A:675:ILE:CD1	2.33	0.59
1:A:265:ILE:HG22	1:A:266:GLU:N	2.18	0.59
1:D:7:MET:HE3	1:D:14:ALA:HB1	1.83	0.59
1:D:124:VAL:HG13	1:D:675:ILE:CD1	2.33	0.59
1:D:218:LEU:N	1:D:221:GLN:HE21	2.01	0.59
1:D:601:ASP:N	1:D:602:PRO:HD3	2.18	0.59
1:G:124:VAL:HG13	1:G:675:ILE:CD1	2.33	0.59
1:G:481:ASN:N	1:G:481:ASN:ND2	2.51	0.59
1:G:530:MET:HE3	4:V:354:GLN:CG	2.28	0.59
1:J:538:GLU:HA	4:W:349:LEU:CG	2.28	0.59
1:J:553:MLY:CH1	4:Y:45:VAL:HG11	2.32	0.59
1:M:116:TYR:HB2	1:M:153:PRO:O	2.03	0.59
1:M:798:LEU:HD13	3:O:126:LEU:CD1	2.33	0.59
1:P:230:GLU:O	1:P:234:ASN:HB2	2.03	0.59
1:P:549:SER:OG	1:P:550:PHE:N	2.36	0.59
4:1:204:ALA:HB3	4:Y:286:ASP:OD2	2.03	0.59
4:1:204:ALA:O	4:Y:288:ASP:CB	2.41	0.59
4:3:290:ARG:NE	4:5:202:THR:HG21	2.15	0.59
4:9:223:PHE:HD2	4:9:312:ARG:NH2	1.99	0.59
4:Z:223:PHE:HD2	4:Z:312:ARG:NH2	1.99	0.59
1:A:7:MET:HE3	1:A:14:ALA:HB1	1.84	0.58
1:D:549:SER:OG	1:D:550:PHE:N	2.36	0.58
1:G:135:TYR:N	1:G:135:TYR:CD1	2.70	0.58
1:J:49:MLY:HH13	1:J:108:GLU:OE2	2.02	0.58
1:J:195:TYR:O	1:J:199:ILE:HG23	2.03	0.58
1:J:634:GLY:N	4:W:25:ASP:O	2.31	0.58
1:M:124:VAL:HG13	1:M:675:ILE:CD1	2.33	0.58
1:M:549:SER:OG	1:M:550:PHE:N	2.35	0.58
1:M:783:LEU:CG	1:M:786:ILE:HD12	2.09	0.58
1:P:782:MLY:HH22	3:R:83:THR:CG2	2.31	0.58
2:Q:130:PRO:HA	2:Q:133:ILE:HD12	1.83	0.58
3:R:102:VAL:HG11	3:R:107:LEU:HB2	1.84	0.58

Continued on next page...

Continued from previous page...

Atom-1	Atom-2	Interatomic distance (Å)	Clash overlap (Å)
4:Y:287:ILE:H	4:Y:287:ILE:HD12	1.67	0.58
1:A:93:MET:CE	1:A:715:VAL:CB	2.81	0.58
1:A:218:LEU:N	1:A:221:GLN:HE21	2.01	0.58
1:A:642:LYS:CG	4:8:22:ALA:CA	2.81	0.58
3:C:102:VAL:HG11	3:C:107:LEU:HB2	1.85	0.58
1:D:230:GLU:O	1:D:234:ASN:HB2	2.03	0.58
1:G:538:GLU:O	1:G:541:MET:HB2	2.04	0.58
1:G:676:ILE:HG23	1:G:676:ILE:O	2.03	0.58
1:J:124:VAL:HG13	1:J:675:ILE:CD1	2.33	0.58
1:J:715:VAL:HG11	1:J:720:PHE:HD1	1.68	0.58
2:K:144:VAL:HG12	2:K:153:ILE:HD11	1.75	0.58
1:M:230:GLU:O	1:M:234:ASN:HB2	2.03	0.58
1:M:481:ASN:N	1:M:481:ASN:ND2	2.51	0.58
1:M:538:GLU:CD	4:Z:355:MET:HE1	2.20	0.58
1:M:798:LEU:HD23	3:O:122:GLU:HB3	1.85	0.58
1:P:7:MET:HE3	1:P:14:ALA:HB1	1.83	0.58
1:P:542:PHE:CD1	4:1:143:TYR:CE1	2.91	0.58
1:P:715:VAL:HG11	1:P:720:PHE:HD1	1.68	0.58
1:P:725:ARG:NH2	3:R:84:PHE:HE2	2.00	0.58
1:A:141:LEU:O	1:A:144:ARG:HB3	2.03	0.58
1:A:195:TYR:O	1:A:199:ILE:HG23	2.03	0.58
1:A:230:GLU:O	1:A:234:ASN:HB2	2.03	0.58
1:D:265:ILE:HG22	1:D:266:GLU:N	2.18	0.58
1:D:536:LEU:HD13	1:D:550:PHE:CE1	2.37	0.58
1:D:798:LEU:CD1	3:F:126:LEU:CD2	2.81	0.58
1:G:175:ILE:HA	1:G:670:HIS:O	2.03	0.58
1:J:218:LEU:N	1:J:221:GLN:HE21	2.02	0.58
1:J:265:ILE:HG22	1:J:266:GLU:N	2.18	0.58
1:J:538:GLU:O	1:J:541:MET:HB2	2.03	0.58
1:J:819:ASN:CB	2:K:90:GLY:O	2.52	0.58
1:M:48:VAL:HG22	1:M:49:MLY:N	2.19	0.58
1:M:202:SER:CA	1:M:207:LYS:HE3	2.27	0.58
1:M:642:LYS:CG	4:Z:22:ALA:CA	2.80	0.58
1:P:49:MLY:HH13	1:P:108:GLU:OE2	2.02	0.58
1:P:124:VAL:HG13	1:P:675:ILE:CD1	2.33	0.58
1:P:813:ILE:HG23	2:Q:128:PHE:CE1	2.38	0.58
1:A:116:TYR:HB2	1:A:153:PRO:O	2.03	0.58
1:A:629:GLU:HB3	1:A:645:SER:N	2.18	0.58
1:A:639:GLY:N	4:8:344:SER:C	2.54	0.58
1:D:48:VAL:HG22	1:D:49:MLY:N	2.18	0.58
1:D:49:MLY:HH13	1:D:108:GLU:OE2	2.02	0.58

Continued on next page...

Continued from previous page...

Atom-1	Atom-2	Interatomic distance (Å)	Clash overlap (Å)
1:D:124:VAL:HG13	1:D:675:ILE:HD13	1.84	0.58
1:D:464:ILE:HG22	1:D:465:ALA:N	2.18	0.58
1:D:507:GLY:HA2	1:D:762:HIS:ND1	2.17	0.58
1:D:530:MET:HE3	4:9:354:GLN:CB	2.34	0.58
1:D:831:TRP:NE1	2:E:47:LEU:HD22	2.18	0.58
1:G:195:TYR:O	1:G:199:ILE:HG23	2.03	0.58
1:G:464:ILE:HG22	1:G:465:ALA:N	2.18	0.58
1:G:796:GLY:CA	3:I:35:ARG:CZ	2.81	0.58
3:I:52:ASN:N	3:I:53:PRO:CD	2.65	0.58
1:J:141:LEU:O	1:J:144:ARG:HB3	2.04	0.58
1:J:612:GLN:HE22	1:J:627:GLY:HA2	1.67	0.58
1:M:538:GLU:O	1:M:541:MET:HB2	2.03	0.58
1:M:767:PHE:CD2	1:M:772:LEU:CD2	2.86	0.58
1:M:803:TYR:O	1:M:807:VAL:CB	2.51	0.58
3:O:52:ASN:HB2	3:O:53:PRO:CD	2.28	0.58
1:P:795:ARG:CB	3:R:35:ARG:NH2	2.59	0.58
1:A:823:PHE:CE1	2:B:160:GLY:HA3	2.38	0.58
2:B:130:PRO:HA	2:B:133:ILE:HD12	1.84	0.58
1:D:634:GLY:N	4:9:25:ASP:O	2.31	0.58
1:D:642:LYS:CG	4:9:22:ALA:CA	2.80	0.58
1:D:713:SER:CB	1:D:775:LEU:HD22	2.32	0.58
3:F:102:VAL:HG11	3:F:107:LEU:HB2	1.84	0.58
1:G:542:PHE:CD1	4:V:143:TYR:CE1	2.91	0.58
1:G:601:ASP:N	1:G:602:PRO:HD3	2.18	0.58
1:J:48:VAL:HG22	1:J:49:MLY:N	2.18	0.58
1:J:464:ILE:HG22	1:J:465:ALA:N	2.18	0.58
1:J:529:PRO:HG3	4:W:353:GLN:OE1	2.04	0.58
1:M:643:GLY:HA2	4:Z:24:ASP:OD1	2.04	0.58
4:8:287:ILE:H	4:8:287:ILE:HD12	1.67	0.58
1:A:464:ILE:HG22	1:A:465:ALA:N	2.18	0.58
1:A:538:GLU:O	1:A:541:MET:HB2	2.04	0.58
1:D:64:THR:HG22	1:D:65:GLU:N	2.19	0.58
1:D:141:LEU:O	1:D:144:ARG:HB3	2.03	0.58
1:D:529:PRO:HG3	4:9:353:GLN:OE1	2.03	0.58
1:D:542:PHE:CD1	4:9:143:TYR:CE1	2.91	0.58
1:D:629:GLU:HB3	1:D:645:SER:N	2.18	0.58
1:D:794:CYS:O	1:D:798:LEU:N	2.37	0.58
1:G:7:MET:HE3	1:G:14:ALA:HB1	1.85	0.58
1:G:116:TYR:HB2	1:G:153:PRO:O	2.03	0.58
1:G:254:PHE:CE2	1:G:459:ILE:HD12	2.39	0.58
3:I:52:ASN:HB2	3:I:53:PRO:CD	2.28	0.58

Continued on next page...

Continued from previous page...

Atom-1	Atom-2	Interatomic distance (Å)	Clash overlap (Å)
1:J:175:ILE:HA	1:J:670:HIS:O	2.04	0.58
1:J:418:THR:HG22	1:J:419:VAL:H	1.69	0.58
1:J:542:PHE:CD1	4:W:143:TYR:CE1	2.91	0.58
1:J:601:ASP:N	1:J:602:PRO:HD3	2.18	0.58
1:J:649:VAL:HA	1:J:649:VAL:HG22	1.81	0.58
1:M:464:ILE:HG22	1:M:465:ALA:N	2.18	0.58
1:P:40:VAL:HG22	1:P:41:VAL:H	1.67	0.58
1:P:195:TYR:O	1:P:199:ILE:HG23	2.03	0.58
1:P:265:ILE:HG22	1:P:266:GLU:N	2.18	0.58
1:P:529:PRO:HG3	4:1:353:GLN:OE1	2.04	0.58
4:W:285:CYS:O	4:Y:202:THR:CG2	2.52	0.58
1:A:481:ASN:N	1:A:481:ASN:ND2	2.51	0.58
1:A:601:ASP:N	1:A:602:PRO:HD3	2.18	0.58
1:A:715:VAL:HG11	1:A:720:PHE:HD1	1.68	0.58
1:A:839:MLY:CH1	2:B:159:HIS:CD2	2.87	0.58
1:D:254:PHE:CE2	1:D:459:ILE:HD12	2.39	0.58
1:D:568:PRO:HG3	1:D:578:HIS:H	1.69	0.58
1:D:612:GLN:HE22	1:D:627:GLY:HA2	1.66	0.58
2:E:144:VAL:HG12	2:E:153:ILE:HD11	1.76	0.58
1:G:84:MLY:HH22	1:G:719:ASP:O	2.04	0.58
1:G:93:MET:HG2	1:G:715:VAL:HA	1.82	0.58
1:G:529:PRO:HG3	4:V:353:GLN:OE1	2.04	0.58
1:M:64:THR:HG22	1:M:65:GLU:N	2.19	0.58
1:M:141:LEU:O	1:M:144:ARG:HB3	2.04	0.58
1:M:254:PHE:CE2	1:M:459:ILE:HD12	2.39	0.58
1:P:48:VAL:HG22	1:P:49:MLY:N	2.18	0.58
1:P:464:ILE:HG22	1:P:465:ALA:N	2.18	0.58
1:P:676:ILE:O	1:P:676:ILE:HG23	2.03	0.58
1:P:817:GLN:CB	2:Q:127:ARG:HH11	2.13	0.58
4:V:223:PHE:HD2	4:V:312:ARG:NH2	1.99	0.58
1:A:91:MET:HE3	1:A:119:SER:HB2	1.85	0.58
1:A:254:PHE:CE2	1:A:459:ILE:HD12	2.39	0.58
1:A:787:ILE:O	1:A:790:THR:N	2.35	0.58
3:C:46:ILE:O	3:C:50:LEU:CG	2.47	0.58
1:D:538:GLU:O	1:D:541:MET:HB2	2.04	0.58
3:F:52:ASN:HB2	3:F:53:PRO:CD	2.28	0.58
1:G:829:TRP:HZ2	2:H:83:MET:CE	2.13	0.58
1:J:7:MET:HE3	1:J:14:ALA:HB1	1.83	0.58
1:J:553:MLY:HG3	4:Y:45:VAL:O	2.03	0.58
1:J:642:LYS:CG	4:W:22:ALA:CA	2.80	0.58
1:M:546:THR:C	4:2:46:GLY:O	2.42	0.58

Continued on next page...

Continued from previous page...

Atom-1	Atom-2	Interatomic distance (Å)	Clash overlap (Å)
1:P:220:ASP:O	1:P:224:SER:N	2.27	0.58
1:P:254:PHE:CE2	1:P:459:ILE:HD12	2.39	0.58
1:P:642:LYS:CG	4:1:22:ALA:CA	2.80	0.58
4:W:286:ASP:OD1	4:Y:203:THR:HG22	2.04	0.58
2:B:144:VAL:CG1	2:B:153:ILE:HD13	2.19	0.58
1:D:175:ILE:HA	1:D:670:HIS:O	2.04	0.58
1:D:798:LEU:CD2	3:F:122:GLU:HB3	2.33	0.58
1:G:218:LEU:N	1:G:221:GLN:HE21	2.01	0.58
1:G:279:LEU:HB3	1:G:280:PRO:HD2	1.86	0.58
1:G:557:GLU:HB2	4:X:47:MET:O	2.04	0.58
1:G:834:LEU:CD1	2:H:51:PHE:HE1	2.15	0.58
1:J:629:GLU:HB3	1:J:645:SER:N	2.18	0.58
1:M:265:ILE:HG22	1:M:266:GLU:N	2.18	0.58
1:M:529:PRO:HG3	4:Z:353:GLN:OE1	2.03	0.58
1:M:550:PHE:CE2	1:M:592:ILE:HG23	2.37	0.58
1:M:601:ASP:N	1:M:602:PRO:HD3	2.19	0.58
1:M:821:ARG:HH12	2:N:127:ARG:NE	2.01	0.58
1:P:64:THR:HG22	1:P:65:GLU:N	2.19	0.58
1:P:218:LEU:N	1:P:221:GLN:HE21	2.02	0.58
1:P:295:MLY:HG3	1:P:332:MET:HE1	1.85	0.58
1:P:729:ALA:CB	3:R:85:GLU:OE2	2.52	0.58
1:A:49:MLY:HH13	1:A:108:GLU:OE2	2.03	0.58
1:A:220:ASP:O	1:A:224:SER:N	2.27	0.58
1:A:410:ASN:CG	4:8:334:GLU:CA	2.48	0.58
2:E:130:PRO:HA	2:E:133:ILE:HD12	1.84	0.58
1:G:817:GLN:HE21	2:H:127:ARG:HB2	1.67	0.58
1:M:99:GLU:OE2	1:M:696:ARG:NH2	2.30	0.58
1:M:643:GLY:N	4:Z:23:GLY:C	2.55	0.58
1:P:141:LEU:O	1:P:144:ARG:HB3	2.04	0.58
3:C:102:VAL:HG23	3:C:139:TYR:CD1	2.39	0.57
1:D:715:VAL:HG11	1:D:720:PHE:HD1	1.68	0.57
1:G:92:ALA:O	1:G:714:ARG:N	2.37	0.57
1:G:643:GLY:HA2	4:V:24:ASP:OD1	2.04	0.57
1:G:754:ASP:O	1:G:776:GLU:CD	2.43	0.57
2:H:117:LEU:HD11	2:H:147:ASN:HB3	1.76	0.57
1:J:279:LEU:HB3	1:J:280:PRO:HD2	1.86	0.57
1:J:561:LYS:CE	4:Y:48:GLY:CA	2.82	0.57
1:M:22:LYS:O	1:M:26:GLU:N	2.30	0.57
1:M:676:ILE:O	1:M:676:ILE:HG23	2.03	0.57
1:M:715:VAL:HG11	1:M:720:PHE:HD1	1.68	0.57
1:P:601:ASP:N	1:P:602:PRO:HD3	2.19	0.57

Continued on next page...

Continued from previous page...

Atom-1	Atom-2	Interatomic distance (Å)	Clash overlap (Å)
1:P:629:GLU:HB3	1:P:645:SER:N	2.18	0.57
1:P:797:PHE:HE1	3:R:146:ILE:C	1.98	0.57
4:2:223:PHE:HD2	4:2:312:ARG:NH2	1.99	0.57
1:A:831:TRP:CG	2:B:51:PHE:HE1	2.18	0.57
1:G:64:THR:HG22	1:G:65:GLU:N	2.19	0.57
1:G:265:ILE:HG22	1:G:266:GLU:N	2.18	0.57
1:G:543:PRO:HG2	4:V:143:TYR:O	1.99	0.57
1:G:552:ASN:C	4:X:47:MET:HE1	2.23	0.57
1:J:717:TYR:HD1	1:J:744:SER:HG	1.50	0.57
1:M:218:LEU:N	1:M:221:GLN:HE21	2.01	0.57
1:M:279:LEU:HB3	1:M:280:PRO:HD2	1.87	0.57
1:M:322:VAL:HG11	1:M:325:ILE:HD11	1.86	0.57
1:P:767:PHE:CD1	1:P:771:LEU:CD2	2.87	0.57
1:P:789:ALA:HB1	3:R:81:GLN:CG	2.34	0.57
1:P:813:ILE:CG2	2:Q:128:PHE:CE1	2.87	0.57
4:1:204:ALA:HB3	4:Y:288:ASP:HB2	1.85	0.57
4:4:287:ILE:HG21	4:6:204:ALA:H	1.67	0.57
1:A:813:ILE:O	1:A:816:ILE:N	2.37	0.57
1:D:643:GLY:HA2	4:9:24:ASP:OD1	2.04	0.57
1:D:646:PHE:CD2	1:D:652:LEU:CD1	2.85	0.57
1:D:676:ILE:HG23	1:D:676:ILE:O	2.03	0.57
1:D:747:LEU:HD13	1:D:782:MLY:HH21	1.86	0.57
1:G:48:VAL:HG22	1:G:49:MLY:N	2.19	0.57
1:G:141:LEU:O	1:G:144:ARG:HB3	2.03	0.57
1:G:715:VAL:HG11	1:G:720:PHE:HD1	1.68	0.57
1:G:792:ALA:HA	3:I:42:THR:HA	1.86	0.57
1:J:568:PRO:HG3	1:J:578:HIS:H	1.69	0.57
1:P:279:LEU:HB3	1:P:280:PRO:HD2	1.86	0.57
1:P:643:GLY:HA2	4:1:24:ASP:OD1	2.04	0.57
1:P:821:ARG:HH12	2:Q:127:ARG:NE	2.02	0.57
4:2:287:ILE:HB	4:4:203:THR:CA	2.33	0.57
4:7:223:PHE:HD2	4:7:312:ARG:NH2	1.99	0.57
1:A:175:ILE:HA	1:A:670:HIS:O	2.04	0.57
1:A:279:LEU:HB3	1:A:280:PRO:HD2	1.86	0.57
1:D:279:LEU:HB3	1:D:280:PRO:HD2	1.86	0.57
1:D:530:MET:CA	4:9:354:GLN:HB3	2.35	0.57
1:G:99:GLU:OE2	1:G:696:ARG:NH2	2.30	0.57
1:G:646:PHE:CD2	1:G:652:LEU:CD1	2.85	0.57
1:G:830:PRO:CG	2:H:67:MET:CE	2.82	0.57
1:J:84:MLY:HH21	1:J:720:PHE:C	2.24	0.57
1:J:254:PHE:CE2	1:J:459:ILE:HD12	2.39	0.57

Continued on next page...

Continued from previous page...

Atom-1	Atom-2	Interatomic distance (Å)	Clash overlap (Å)
1:J:561:LYS:HE3	4:Y:48:GLY:CA	2.29	0.57
1:J:813:ILE:O	1:J:816:ILE:N	2.37	0.57
1:M:723:ARG:CZ	1:M:779:ARG:NH1	2.68	0.57
1:P:481:ASN:N	1:P:481:ASN:ND2	2.51	0.57
1:P:724:TYR:OH	1:P:775:LEU:HB3	2.04	0.57
1:P:727:LEU:CD2	1:P:778:MET:SD	2.92	0.57
3:R:52:ASN:HB2	3:R:53:PRO:CD	2.28	0.57
4:V:288:ASP:N	4:X:204:ALA:H	2.03	0.57
1:A:541:MET:HG2	4:8:345:ILE:CG2	2.35	0.57
1:D:639:GLY:N	4:9:344:SER:C	2.54	0.57
1:D:836:PHE:CZ	2:E:160:GLY:N	2.72	0.57
1:G:579:PHE:CD2	1:G:592:ILE:HD11	2.40	0.57
1:G:755:HIS:HA	1:G:758:TYR:HE1	1.64	0.57
1:J:643:GLY:HA2	4:W:24:ASP:OD1	2.04	0.57
1:J:676:ILE:HG23	1:J:676:ILE:O	2.03	0.57
1:J:787:ILE:O	1:J:790:THR:N	2.35	0.57
1:P:175:ILE:HA	1:P:670:HIS:O	2.04	0.57
1:P:418:THR:HG22	1:P:419:VAL:H	1.69	0.57
1:P:538:GLU:O	1:P:541:MET:HB2	2.03	0.57
4:1:110:LEU:HB3	4:2:195:GLU:HB2	1.87	0.57
4:2:287:ILE:HG21	4:4:203:THR:N	2.19	0.57
1:A:97:LEU:HD22	1:A:712:PRO:HB2	1.86	0.57
1:A:409:GLY:HA3	4:8:333:PRO:CD	2.34	0.57
1:A:579:PHE:CD2	1:A:592:ILE:HD11	2.40	0.57
1:D:173:GLN:C	1:D:667:THR:HG23	2.25	0.57
1:G:92:ALA:O	1:G:713:SER:HA	2.04	0.57
1:G:173:GLN:C	1:G:667:THR:HG23	2.25	0.57
1:G:813:ILE:O	1:G:817:GLN:N	2.30	0.57
1:M:579:PHE:CD2	1:M:592:ILE:HD11	2.39	0.57
1:M:646:PHE:CD2	1:M:652:LEU:CD1	2.85	0.57
1:P:530:MET:CA	4:1:354:GLN:HB3	2.35	0.57
1:P:630:ALA:CA	4:1:25:ASP:OD2	2.53	0.57
1:P:789:ALA:HA	3:R:81:GLN:NE2	2.20	0.57
1:P:813:ILE:O	1:P:816:ILE:N	2.37	0.57
1:A:64:THR:HG22	1:A:65:GLU:N	2.19	0.57
1:A:550:PHE:CE2	1:A:592:ILE:HG23	2.37	0.57
1:A:643:GLY:N	4:8:23:GLY:C	2.56	0.57
1:A:831:TRP:HZ3	2:B:50:THR:HG21	0.76	0.57
1:G:838:ILE:CG1	2:H:54:MET:HE3	2.31	0.57
1:J:64:THR:HG22	1:J:65:GLU:N	2.19	0.57
1:J:173:GLN:C	1:J:667:THR:HG23	2.25	0.57

Continued on next page...

Continued from previous page...

Atom-1	Atom-2	Interatomic distance (Å)	Clash overlap (Å)
1:J:567:LYS:HZ3	4:Y:92:ASN:ND2	1.97	0.57
1:J:630:ALA:CA	4:W:25:ASP:OD2	2.53	0.57
1:J:769:ALA:HB2	1:J:770:GLY:CA	2.33	0.57
1:M:568:PRO:HG3	1:M:578:HIS:H	1.69	0.57
1:P:783:LEU:HB3	1:P:786:ILE:HD11	1.87	0.57
1:P:788:THR:O	3:R:42:THR:CG2	2.53	0.57
1:A:48:VAL:HG22	1:A:49:MLY:N	2.18	0.57
1:A:809:ARG:NH1	2:B:124:GLY:CA	2.68	0.57
1:D:599:ASN:CG	1:D:649:VAL:HB	2.25	0.57
1:D:713:SER:HB2	1:D:775:LEU:CD2	2.34	0.57
1:G:202:SER:CA	1:G:207:LYS:HE3	2.28	0.57
1:G:322:VAL:HG11	1:G:325:ILE:HD11	1.86	0.57
1:G:798:LEU:HD22	3:I:118:MET:CG	2.34	0.57
3:I:102:VAL:HG23	3:I:139:TYR:CD1	2.39	0.57
3:I:102:VAL:HG11	3:I:107:LEU:HB2	1.85	0.57
1:M:173:GLN:C	1:M:667:THR:HG23	2.25	0.57
1:P:726:VAL:CB	3:R:85:GLU:CB	2.66	0.57
1:A:837:MLY:NZ	2:H:20:ASP:HB2	2.19	0.57
1:D:506:GLU:CD	1:D:764:MLY:HE3	2.08	0.57
1:D:630:ALA:CA	4:9:25:ASP:OD2	2.53	0.57
1:D:813:ILE:O	1:D:816:ILE:N	2.38	0.57
1:D:813:ILE:O	1:D:817:GLN:N	2.30	0.57
3:F:49:ILE:CA	3:F:52:ASN:ND2	2.53	0.57
1:G:530:MET:HA	4:V:354:GLN:CD	2.11	0.57
1:G:813:ILE:O	1:G:816:ILE:N	2.38	0.57
1:J:784:ALA:O	1:J:788:THR:CB	2.52	0.57
1:J:819:ASN:HD21	2:K:92:ASP:HB2	1.57	0.57
1:J:829:TRP:CE2	2:K:87:LYS:HE2	2.39	0.57
1:M:795:ARG:CZ	3:O:116:GLU:CB	2.70	0.57
1:P:173:GLN:C	1:P:667:THR:HG23	2.25	0.57
1:P:599:ASN:CG	1:P:649:VAL:HB	2.25	0.57
1:P:795:ARG:HD2	3:R:43:ASN:CG	2.24	0.57
4:X:288:ASP:N	4:Z:205:GLU:OE1	2.38	0.57
1:A:127:ASN:ND2	1:A:128:PRO:HD2	2.17	0.57
1:A:833:MLY:HA	2:B:161:GLU:OE1	2.05	0.57
1:D:411:GLU:H	4:9:333:PRO:HG2	1.70	0.57
1:G:92:ALA:O	1:G:714:ARG:HG2	2.05	0.57
1:G:409:GLY:HA3	4:V:333:PRO:CD	2.35	0.57
1:G:534:SER:C	4:V:351:THR:CA	2.48	0.57
1:G:568:PRO:HG3	1:G:578:HIS:H	1.69	0.57
1:J:791:GLN:OE1	3:L:116:GLU:CG	2.49	0.57

Continued on next page...

Continued from previous page...

Atom-1	Atom-2	Interatomic distance (Å)	Clash overlap (Å)
1:M:82:PRO:HD2	1:M:85:TYR:CD2	2.40	0.57
1:M:409:GLY:HA3	4:Z:333:PRO:CD	2.35	0.57
1:M:732:ILE:CG2	1:M:747:LEU:HD11	1.26	0.57
1:P:503:TYR:HE1	1:P:766:PHE:CD2	2.22	0.57
1:P:541:MET:SD	4:1:346:LEU:O	2.48	0.57
1:A:173:GLN:C	1:A:667:THR:HG23	2.25	0.56
1:A:677:PRO:HB2	1:A:678:ASN:ND2	2.20	0.56
1:A:755:HIS:HA	1:A:758:TYR:HE1	1.64	0.56
1:A:794:CYS:O	1:A:798:LEU:N	2.36	0.56
1:D:541:MET:HG2	4:9:345:ILE:CG2	2.35	0.56
1:G:411:GLU:H	4:V:333:PRO:HG2	1.70	0.56
1:G:538:GLU:CD	4:V:355:MET:HE3	2.23	0.56
1:G:541:MET:SD	4:V:346:LEU:O	2.49	0.56
1:G:788:THR:O	3:I:42:THR:CG2	2.49	0.56
1:J:409:GLY:HA3	4:W:333:PRO:CD	2.35	0.56
2:K:112:ILE:C	2:K:147:ASN:O	2.42	0.56
1:M:220:ASP:O	1:M:224:SER:N	2.27	0.56
1:M:530:MET:CA	4:Z:354:GLN:HB3	2.35	0.56
1:M:725:ARG:HD3	3:O:89:GLU:OE1	2.04	0.56
1:M:795:ARG:CD	3:O:35:ARG:HH12	2.17	0.56
1:M:797:PHE:CE1	3:O:146:ILE:O	2.58	0.56
1:P:409:GLY:HA3	4:1:333:PRO:CD	2.35	0.56
1:A:93:MET:HE1	1:A:715:VAL:CB	2.34	0.56
1:A:217:THR:HG22	1:A:218:LEU:O	2.05	0.56
1:A:599:ASN:CG	1:A:649:VAL:HB	2.25	0.56
1:A:643:GLY:HA2	4:8:24:ASP:OD1	2.04	0.56
1:D:302:MET:HG2	1:D:303:LEU:HD13	1.87	0.56
1:D:724:TYR:HD1	1:D:782:MLY:HD3	1.67	0.56
1:G:93:MET:CE	1:G:764:MLY:CD	2.84	0.56
1:G:97:LEU:HD22	1:G:712:PRO:HB2	1.86	0.56
1:G:795:ARG:HG3	3:I:116:GLU:OE2	2.05	0.56
1:J:541:MET:HG2	4:W:345:ILE:CG2	2.35	0.56
3:L:49:ILE:HA	3:L:52:ASN:ND2	2.06	0.56
1:M:22:LYS:HA	1:M:25:ILE:HB	1.87	0.56
1:M:217:THR:HG22	1:M:218:LEU:O	2.05	0.56
1:M:530:MET:HE3	4:Z:354:GLN:CB	2.35	0.56
1:M:677:PRO:HB2	1:M:678:ASN:ND2	2.20	0.56
1:M:794:CYS:O	1:M:798:LEU:N	2.36	0.56
3:O:102:VAL:HG23	3:O:139:TYR:CD1	2.39	0.56
1:P:411:GLU:H	4:1:333:PRO:HG2	1.70	0.56
1:P:725:ARG:HG3	1:P:733:PRO:CA	2.36	0.56

Continued on next page...

Continued from previous page...

Atom-1	Atom-2	Interatomic distance (Å)	Clash overlap (Å)
4:3:287:ILE:HB	4:5:204:ALA:N	2.20	0.56
1:A:93:MET:CE	1:A:715:VAL:CG1	2.69	0.56
1:A:538:GLU:CG	4:8:351:THR:C	2.74	0.56
1:A:747:LEU:HD23	1:A:747:LEU:O	2.05	0.56
1:A:754:ASP:OD2	1:A:774:LEU:CD2	2.52	0.56
1:A:800:ARG:CD	3:C:149:VAL:C	2.73	0.56
1:D:409:GLY:HA3	4:9:333:PRO:CD	2.35	0.56
1:D:508:ILE:CA	1:D:761:GLY:HA3	2.31	0.56
1:D:813:ILE:HG21	2:E:128:PHE:CE1	2.39	0.56
1:J:135:TYR:N	1:J:135:TYR:HD1	2.04	0.56
1:J:599:ASN:CG	1:J:649:VAL:HB	2.25	0.56
1:J:796:GLY:CA	3:L:35:ARG:CD	2.74	0.56
1:J:836:PHE:CE2	2:K:160:GLY:CA	2.88	0.56
1:M:135:TYR:N	1:M:135:TYR:HD1	2.04	0.56
1:M:292:MET:HE3	1:M:309:PRO:CA	2.35	0.56
1:M:534:SER:C	4:Z:351:THR:CA	2.47	0.56
1:M:638:GLY:CA	4:Z:345:ILE:H	2.18	0.56
1:M:786:ILE:CG2	1:M:787:ILE:N	2.68	0.56
1:M:813:ILE:O	1:M:816:ILE:N	2.38	0.56
3:O:102:VAL:HG11	3:O:107:LEU:HB2	1.85	0.56
1:P:109:ARG:O	1:P:114:MET:N	2.37	0.56
1:P:127:ASN:ND2	1:P:128:PRO:HD2	2.16	0.56
1:P:135:TYR:N	1:P:135:TYR:HD1	2.04	0.56
1:P:322:VAL:HG11	1:P:325:ILE:HD11	1.86	0.56
1:P:568:PRO:HG3	1:P:578:HIS:H	1.69	0.56
1:P:677:PRO:HB2	1:P:678:ASN:ND2	2.20	0.56
1:P:726:VAL:H	3:R:85:GLU:CG	1.80	0.56
1:P:747:LEU:O	1:P:747:LEU:HD23	2.05	0.56
1:P:783:LEU:CB	1:P:786:ILE:CD1	2.82	0.56
1:P:804:ARG:CA	1:P:807:VAL:HB	2.35	0.56
1:P:818:TYR:CG	2:Q:127:ARG:NH1	2.73	0.56
1:P:829:TRP:CH2	2:Q:84:PHE:CE1	2.94	0.56
3:R:102:VAL:HG23	3:R:139:TYR:CD1	2.39	0.56
4:X:288:ASP:HA	4:Z:205:GLU:OE1	2.04	0.56
4:Z:365:ALA:HB3	4:Z:369:ILE:HB	1.88	0.56
1:A:116:TYR:CE2	1:A:154:HIS:CD2	2.94	0.56
1:A:529:PRO:CG	4:8:353:GLN:OE1	2.53	0.56
1:D:127:ASN:ND2	1:D:128:PRO:HD2	2.17	0.56
1:D:338:ILE:HG21	1:D:348:MLY:HB3	1.88	0.56
1:D:798:LEU:HD11	3:F:126:LEU:HD11	0.59	0.56
1:G:217:THR:HG22	1:G:218:LEU:O	2.06	0.56

Continued on next page...

Continued from previous page...

Atom-1	Atom-2	Interatomic distance (Å)	Clash overlap (Å)
1:G:541:MET:HG2	4:V:345:ILE:CG2	2.35	0.56
1:G:599:ASN:CG	1:G:649:VAL:HB	2.25	0.56
1:J:302:MET:HG2	1:J:303:LEU:HD13	1.87	0.56
1:J:769:ALA:CB	1:J:770:GLY:HA3	2.35	0.56
1:J:794:CYS:O	1:J:798:LEU:N	2.37	0.56
1:M:541:MET:HG2	4:Z:345:ILE:CG2	2.35	0.56
1:M:724:TYR:HH	1:M:776:GLU:HG2	1.70	0.56
1:P:82:PRO:HD2	1:P:85:TYR:CD2	2.40	0.56
1:P:338:ILE:HG21	1:P:348:MLY:HB3	1.87	0.56
1:P:829:TRP:CZ2	2:Q:87:LYS:CE	2.76	0.56
4:1:167:GLU:CD	4:3:41:GLN:O	2.42	0.56
1:A:22:LYS:HA	1:A:25:ILE:HB	1.88	0.56
1:A:135:TYR:N	1:A:135:TYR:HD1	2.04	0.56
1:D:109:ARG:O	1:D:114:MET:N	2.37	0.56
1:D:418:THR:HG22	1:D:419:VAL:H	1.69	0.56
1:D:529:PRO:CG	4:9:353:GLN:OE1	2.54	0.56
1:G:135:TYR:N	1:G:135:TYR:HD1	2.04	0.56
1:G:677:PRO:HB2	1:G:678:ASN:ND2	2.20	0.56
1:G:733:PRO:CB	1:G:737:PHE:HE1	2.19	0.56
1:J:217:THR:HG22	1:J:218:LEU:O	2.06	0.56
1:M:755:HIS:HA	1:M:758:TYR:HE1	1.65	0.56
1:M:803:TYR:CD2	3:O:17:PHE:CZ	2.94	0.56
1:P:733:PRO:CB	1:P:737:PHE:HE1	2.19	0.56
1:A:94:MET:O	1:A:713:SER:HB3	2.05	0.56
1:A:322:VAL:HG11	1:A:325:ILE:HD11	1.86	0.56
1:A:418:THR:HG22	1:A:419:VAL:H	1.69	0.56
1:A:568:PRO:HG3	1:A:578:HIS:H	1.69	0.56
1:A:630:ALA:CA	4:8:25:ASP:OD2	2.53	0.56
1:D:677:PRO:HB2	1:D:678:ASN:ND2	2.20	0.56
3:F:102:VAL:HG23	3:F:139:TYR:CD1	2.39	0.56
1:G:116:TYR:CE2	1:G:154:HIS:CD2	2.94	0.56
1:G:797:PHE:CD2	3:I:126:LEU:HD13	2.41	0.56
1:G:815:CYS:SG	2:H:92:ASP:OD1	2.63	0.56
1:J:82:PRO:HD2	1:J:85:TYR:CD2	2.40	0.56
1:J:84:MLY:HH12	1:J:720:PHE:HD1	1.66	0.56
1:J:127:ASN:ND2	1:J:128:PRO:HD2	2.16	0.56
1:J:839:MLY:HH21	2:K:158:THR:HG22	1.88	0.56
1:M:95:THR:HG21	1:M:770:GLY:HA2	1.86	0.56
1:M:116:TYR:CE2	1:M:154:HIS:CD2	2.94	0.56
1:M:338:ILE:HG21	1:M:348:MLY:HB3	1.87	0.56
1:M:836:PHE:CD2	2:N:160:GLY:CA	2.88	0.56

Continued on next page...

Continued from previous page...

Atom-1	Atom-2	Interatomic distance (Å)	Clash overlap (Å)
1:P:84:MLY:HB2	1:P:776:GLU:OE1	2.06	0.56
1:P:529:PRO:CG	4:1:353:GLN:OE1	2.54	0.56
1:P:793:ARG:HD3	3:R:40:ASN:ND2	2.20	0.56
4:1:246:GLN:H	4:Y:291:LYS:HB3	1.71	0.56
4:X:223:PHE:HD2	4:X:312:ARG:NH2	1.99	0.56
1:A:435:GLU:O	1:A:438:PHE:HB3	2.06	0.56
1:A:823:PHE:HE1	2:B:161:GLU:N	2.04	0.56
1:D:135:TYR:N	1:D:135:TYR:HD1	2.04	0.56
1:D:166:MET:HE3	1:D:254:PHE:CD2	2.41	0.56
1:G:435:GLU:O	1:G:438:PHE:HB3	2.06	0.56
1:G:747:LEU:HD23	1:G:747:LEU:O	2.05	0.56
1:G:789:ALA:CB	3:I:81:GLN:CD	2.74	0.56
1:G:813:ILE:HG22	2:H:128:PHE:CE1	2.40	0.56
1:J:109:ARG:O	1:J:114:MET:N	2.37	0.56
1:J:530:MET:HE3	4:W:355:MET:SD	2.45	0.56
1:J:579:PHE:CD2	1:J:592:ILE:HD11	2.40	0.56
1:J:635:GLY:HA3	4:W:334:GLU:CG	2.30	0.56
1:J:643:GLY:N	4:W:23:GLY:C	2.55	0.56
1:J:733:PRO:CA	1:J:737:PHE:HE1	2.19	0.56
1:M:818:TYR:CD1	2:N:127:ARG:CZ	2.83	0.56
1:P:800:ARG:CB	3:R:149:VAL:HG22	2.26	0.56
4:2:365:ALA:HB3	4:2:369:ILE:HB	1.88	0.56
4:4:287:ILE:HB	4:6:203:THR:CG2	2.35	0.56
4:V:291:LYS:HD2	4:X:243:PRO:HB2	1.87	0.56
1:D:642:LYS:CA	4:9:22:ALA:C	2.71	0.56
1:D:733:PRO:CB	1:D:737:PHE:HE1	2.19	0.56
2:E:112:ILE:C	2:E:147:ASN:O	2.42	0.56
1:G:640:LYS:C	1:G:645:SER:OG	2.44	0.56
1:J:166:MET:HE3	1:J:254:PHE:CD2	2.41	0.56
1:J:546:THR:HG21	1:J:548:THR:HB	1.88	0.56
1:J:640:LYS:C	4:W:23:GLY:CA	2.64	0.56
1:M:435:GLU:O	1:M:438:PHE:HB3	2.06	0.56
1:M:541:MET:SD	4:Z:346:LEU:O	2.48	0.56
1:M:640:LYS:C	1:M:645:SER:OG	2.44	0.56
2:N:112:ILE:C	2:N:147:ASN:O	2.42	0.56
1:P:786:ILE:HG22	1:P:787:ILE:CA	2.33	0.56
4:V:365:ALA:HB3	4:V:369:ILE:HB	1.88	0.56
1:A:290:GLN:HG2	1:A:331:LEU:HA	1.87	0.56
1:A:629:GLU:O	1:A:643:GLY:HA3	2.06	0.56
3:C:123:VAL:O	3:C:127:MET:HG2	2.06	0.56
1:D:206:LYS:HB3	1:D:217:THR:OG1	2.06	0.56

Continued on next page...

Continued from previous page...

Atom-1	Atom-2	Interatomic distance (Å)	Clash overlap (Å)
1:D:217:THR:HG22	1:D:218:LEU:O	2.06	0.56
1:D:537:GLU:HB3	1:D:648:THR:CB	2.36	0.56
1:D:726:VAL:O	1:D:785:GLU:HG2	2.06	0.56
1:G:22:LYS:O	1:G:26:GLU:HG3	2.06	0.56
1:G:410:ASN:CG	4:V:334:GLU:C	2.64	0.56
1:J:410:ASN:CG	4:W:334:GLU:C	2.65	0.56
1:J:529:PRO:CG	4:W:353:GLN:OE1	2.54	0.56
1:J:642:LYS:CA	4:W:22:ALA:C	2.70	0.56
1:M:410:ASN:CG	4:Z:334:GLU:C	2.65	0.56
1:P:541:MET:HG2	4:1:345:ILE:CG2	2.35	0.56
4:1:245:GLY:N	4:Y:291:LYS:CB	2.68	0.56
4:5:365:ALA:HB3	4:5:369:ILE:HB	1.88	0.56
4:8:365:ALA:HB3	4:8:369:ILE:HB	1.88	0.56
1:A:634:GLY:N	4:8:25:ASP:O	2.31	0.56
1:G:82:PRO:HD2	1:G:85:TYR:CD2	2.40	0.56
1:G:530:MET:CB	4:V:354:GLN:HG3	2.36	0.56
1:G:769:ALA:HB3	1:G:770:GLY:N	2.07	0.56
1:J:406:VAL:HG12	1:J:407:GLY:H	1.71	0.56
1:J:411:GLU:H	4:W:333:PRO:HG2	1.70	0.56
1:J:481:ASN:N	1:J:481:ASN:ND2	2.51	0.56
1:J:546:THR:HB	1:J:549:SER:H	1.71	0.56
1:J:677:PRO:HB2	1:J:678:ASN:ND2	2.20	0.56
1:J:725:ARG:HG3	1:J:733:PRO:CA	2.36	0.56
1:J:733:PRO:CB	1:J:737:PHE:HE1	2.19	0.56
1:J:747:LEU:O	1:J:747:LEU:HD23	2.05	0.56
1:M:206:LYS:HB3	1:M:217:THR:OG1	2.06	0.56
1:M:630:ALA:CA	4:Z:25:ASP:OD2	2.53	0.56
1:M:747:LEU:O	1:M:747:LEU:HD23	2.05	0.56
1:P:831:TRP:NE1	2:Q:67:MET:HB3	2.17	0.56
4:1:365:ALA:HB3	4:1:369:ILE:HB	1.88	0.56
1:A:411:GLU:H	4:8:333:PRO:HG2	1.71	0.55
1:A:530:MET:CB	4:8:354:GLN:HG3	2.36	0.55
1:D:435:GLU:O	1:D:438:PHE:HB3	2.06	0.55
1:D:733:PRO:CA	1:D:737:PHE:HE1	2.18	0.55
1:G:418:THR:HG22	1:G:419:VAL:H	1.69	0.55
1:G:579:PHE:HE1	1:G:581:LEU:HD13	1.71	0.55
1:G:638:GLY:CA	4:V:345:ILE:H	2.19	0.55
1:G:817:GLN:CB	2:H:127:ARG:HD2	2.36	0.55
1:J:795:ARG:HD2	3:L:43:ASN:N	2.20	0.55
1:M:32:PHE:CG	1:M:83:PRO:HD3	2.41	0.55
1:M:127:ASN:ND2	1:M:128:PRO:HD2	2.16	0.55

Continued on next page...

Continued from previous page...

Atom-1	Atom-2	Interatomic distance (Å)	Clash overlap (Å)
1:M:418:THR:HG22	1:M:419:VAL:H	1.69	0.55
1:M:599:ASN:CG	1:M:649:VAL:HB	2.25	0.55
1:M:629:GLU:O	1:M:643:GLY:HA3	2.06	0.55
1:M:649:VAL:HA	1:M:649:VAL:HG23	1.82	0.55
1:M:733:PRO:CA	1:M:737:PHE:HE1	2.18	0.55
1:P:604:ASN:OD1	1:P:607:VAL:HG23	2.06	0.55
1:A:22:LYS:O	1:A:26:GLU:N	2.30	0.55
1:A:406:VAL:HG12	1:A:407:GLY:H	1.71	0.55
1:A:537:GLU:HB3	1:A:648:THR:CB	2.36	0.55
1:A:836:PHE:HD2	2:B:161:GLU:OE1	1.88	0.55
1:D:116:TYR:CE2	1:D:154:HIS:CD2	2.94	0.55
1:D:290:GLN:HG2	1:D:331:LEU:HA	1.87	0.55
1:D:290:GLN:NE2	1:D:334:THR:OG1	2.40	0.55
1:D:538:GLU:CG	4:9:351:THR:C	2.74	0.55
1:G:22:LYS:HA	1:G:25:ILE:HB	1.87	0.55
1:G:295:MLY:HG3	1:G:332:MET:HE1	1.88	0.55
1:G:338:ILE:HG21	1:G:348:MLY:HB3	1.87	0.55
1:G:733:PRO:CA	1:G:737:PHE:HE1	2.19	0.55
1:G:795:ARG:N	3:I:118:MET:HE3	2.21	0.55
1:J:646:PHE:CD2	1:J:652:LEU:CD1	2.85	0.55
1:J:649:VAL:CG1	1:J:649:VAL:HA	2.36	0.55
1:J:783:LEU:O	1:J:787:ILE:CB	2.52	0.55
1:M:717:TYR:HD1	1:M:744:SER:HG	1.53	0.55
1:P:84:MLY:HD2	1:P:776:GLU:OE2	2.06	0.55
1:P:217:THR:HG22	1:P:218:LEU:O	2.06	0.55
1:P:290:GLN:HG2	1:P:331:LEU:HA	1.87	0.55
1:P:302:MET:HG2	1:P:303:LEU:HD13	1.88	0.55
1:P:537:GLU:HB3	1:P:648:THR:CB	2.37	0.55
1:P:649:VAL:CG1	1:P:649:VAL:HA	2.35	0.55
1:A:82:PRO:HD2	1:A:85:TYR:CD2	2.40	0.55
1:A:206:LYS:HB3	1:A:217:THR:OG1	2.06	0.55
1:A:302:MET:HG2	1:A:303:LEU:HD13	1.88	0.55
1:D:32:PHE:CG	1:D:83:PRO:HD3	2.41	0.55
1:D:82:PRO:HD2	1:D:85:TYR:CD2	2.40	0.55
1:D:322:VAL:HG11	1:D:325:ILE:HD11	1.86	0.55
1:D:767:PHE:O	1:D:771:LEU:CD2	2.54	0.55
1:D:767:PHE:O	1:D:771:LEU:HD21	2.06	0.55
1:G:206:LYS:HB3	1:G:217:THR:OG1	2.06	0.55
1:G:290:GLN:HG2	1:G:331:LEU:HA	1.88	0.55
1:G:537:GLU:HB3	1:G:648:THR:CB	2.36	0.55
1:J:338:ILE:HG21	1:J:348:MLY:HB3	1.87	0.55

Continued on next page...

Continued from previous page...

Atom-1	Atom-2	Interatomic distance (Å)	Clash overlap (Å)
1:J:435:GLU:O	1:J:438:PHE:HB3	2.06	0.55
1:M:290:GLN:NE2	1:M:334:THR:OG1	2.40	0.55
1:M:604:ASN:OD1	1:M:607:VAL:HG23	2.06	0.55
1:M:767:PHE:CE1	1:M:772:LEU:CD1	2.89	0.55
1:P:579:PHE:CD2	1:P:592:ILE:HD11	2.40	0.55
1:P:635:GLY:HA3	4:1:334:GLU:CG	2.30	0.55
1:P:707:CYS:O	1:P:710:GLY:N	2.39	0.55
4:3:365:ALA:HB3	4:3:369:ILE:HB	1.88	0.55
1:A:32:PHE:CG	1:A:83:PRO:HD3	2.42	0.55
1:A:338:ILE:HG21	1:A:348:MLY:HB3	1.87	0.55
1:A:529:PRO:CB	4:8:354:GLN:HA	2.36	0.55
1:D:604:ASN:OD1	1:D:607:VAL:HG23	2.06	0.55
1:D:640:LYS:C	1:D:645:SER:OG	2.45	0.55
1:G:797:PHE:HE1	3:I:146:ILE:HA	1.71	0.55
1:G:817:GLN:CD	2:H:127:ARG:CB	2.74	0.55
3:I:35:ARG:HA	3:I:39:GLN:O	2.07	0.55
3:I:46:ILE:O	3:I:50:LEU:CG	2.47	0.55
1:J:290:GLN:HG2	1:J:331:LEU:HA	1.87	0.55
1:J:322:VAL:HG11	1:J:325:ILE:HD11	1.86	0.55
1:J:604:ASN:OD1	1:J:607:VAL:HG23	2.06	0.55
2:K:156:VAL:HA	2:K:159:HIS:O	2.07	0.55
1:M:345:ALA:O	1:M:349:THR:N	2.40	0.55
1:M:529:PRO:CB	4:Z:354:GLN:HA	2.36	0.55
1:P:32:PHE:CG	1:P:83:PRO:HD3	2.41	0.55
1:P:116:TYR:CE2	1:P:154:HIS:CD2	2.94	0.55
1:P:290:GLN:NE2	1:P:334:THR:OG1	2.40	0.55
1:P:640:LYS:C	4:1:23:GLY:CA	2.64	0.55
2:Q:156:VAL:HA	2:Q:159:HIS:O	2.07	0.55
4:Y:365:ALA:HB3	4:Y:369:ILE:HB	1.88	0.55
1:A:290:GLN:NE2	1:A:334:THR:OG1	2.40	0.55
1:D:410:ASN:CG	4:9:334:GLU:C	2.65	0.55
1:D:725:ARG:HG3	1:D:733:PRO:CA	2.36	0.55
1:D:747:LEU:HD23	1:D:747:LEU:O	2.05	0.55
1:D:795:ARG:CG	3:F:118:MET:HE1	2.32	0.55
2:E:140:PHE:O	2:E:141:PRO:C	2.33	0.55
3:F:46:ILE:O	3:F:50:LEU:CG	2.47	0.55
1:G:215:GLN:CA	1:G:340:ILE:CG2	2.63	0.55
1:G:345:ALA:O	1:G:349:THR:N	2.40	0.55
1:G:732:ILE:HG22	1:G:747:LEU:CD1	1.55	0.55
1:G:831:TRP:HH2	2:H:47:LEU:CD2	1.70	0.55
1:J:290:GLN:NE2	1:J:334:THR:OG1	2.40	0.55

Continued on next page...

Continued from previous page...

Atom-1	Atom-2	Interatomic distance (Å)	Clash overlap (Å)
1:J:817:GLN:NE2	2:K:127:ARG:HB2	2.21	0.55
1:M:529:PRO:CG	4:Z:353:GLN:OE1	2.54	0.55
1:M:546:THR:HG21	1:M:548:THR:HB	1.88	0.55
1:M:556:ASP:H	4:2:49:GLN:HB2	1.72	0.55
1:M:733:PRO:CB	1:M:737:PHE:HE1	2.19	0.55
2:Q:112:ILE:C	2:Q:147:ASN:O	2.42	0.55
4:2:324:THR:OG1	4:4:244:ASP:CB	2.53	0.55
4:W:365:ALA:HB3	4:W:369:ILE:HB	1.88	0.55
4:X:288:ASP:N	4:Z:205:GLU:CD	2.60	0.55
1:A:22:LYS:O	1:A:26:GLU:HG3	2.06	0.55
1:A:640:LYS:C	1:A:645:SER:OG	2.44	0.55
1:A:733:PRO:CA	1:A:737:PHE:HE1	2.19	0.55
1:A:836:PHE:CZ	2:B:159:HIS:HA	2.42	0.55
1:D:546:THR:HB	1:D:549:SER:H	1.71	0.55
1:G:93:MET:HG3	1:G:714:ARG:C	1.88	0.55
1:G:604:ASN:OD1	1:G:607:VAL:HG23	2.06	0.55
1:G:642:LYS:HG2	4:V:22:ALA:C	2.27	0.55
1:G:723:ARG:CG	1:G:723:ARG:HH11	2.20	0.55
1:J:22:LYS:HA	1:J:25:ILE:HB	1.88	0.55
1:J:116:TYR:CE2	1:J:154:HIS:CD2	2.94	0.55
1:J:345:ALA:O	1:J:349:THR:N	2.40	0.55
1:M:723:ARG:HH11	1:M:723:ARG:CG	2.20	0.55
1:P:410:ASN:CG	4:1:334:GLU:C	2.65	0.55
1:P:546:THR:HG21	1:P:548:THR:HB	1.88	0.55
1:P:646:PHE:CD2	1:P:652:LEU:CD1	2.85	0.55
1:P:817:GLN:HB3	2:Q:127:ARG:NH1	2.17	0.55
4:X:365:ALA:HB3	4:X:369:ILE:HB	1.88	0.55
1:A:546:THR:HG21	1:A:548:THR:HB	1.88	0.55
1:D:7:MET:HE3	1:D:14:ALA:CB	2.37	0.55
1:D:783:LEU:O	1:D:787:ILE:N	2.28	0.55
3:F:123:VAL:O	3:F:127:MET:HG2	2.07	0.55
1:G:32:PHE:CG	1:G:83:PRO:HD3	2.41	0.55
1:G:629:GLU:O	1:G:643:GLY:HA3	2.07	0.55
1:G:646:PHE:CE2	1:G:652:LEU:CG	2.90	0.55
1:G:783:LEU:HA	1:G:786:ILE:HB	1.88	0.55
1:J:7:MET:HE3	1:J:14:ALA:CB	2.37	0.55
1:J:292:MET:HE1	1:J:309:PRO:CD	2.37	0.55
1:J:640:LYS:C	1:J:645:SER:OG	2.44	0.55
3:L:102:VAL:HG23	3:L:139:TYR:CD1	2.39	0.55
1:M:530:MET:CB	4:Z:354:GLN:HG3	2.36	0.55
1:M:537:GLU:HB3	1:M:648:THR:CB	2.36	0.55

Continued on next page...

Continued from previous page...

Atom-1	Atom-2	Interatomic distance (Å)	Clash overlap (Å)
1:M:813:ILE:O	1:M:817:GLN:N	2.30	0.55
1:P:529:PRO:CB	4:1:354:GLN:HA	2.36	0.55
1:P:717:TYR:HD1	1:P:744:SER:HG	1.53	0.55
1:P:726:VAL:HA	3:R:85:GLU:HB2	1.86	0.55
1:P:838:ILE:HD11	2:Q:54:MET:SD	2.39	0.55
4:6:365:ALA:HB3	4:6:369:ILE:HB	1.88	0.55
1:A:502:GLU:HG2	1:A:766:PHE:CD1	2.42	0.55
1:A:541:MET:SD	4:8:346:LEU:O	2.49	0.55
2:B:156:VAL:HA	2:B:159:HIS:O	2.07	0.55
1:D:579:PHE:HE1	1:D:581:LEU:HD13	1.72	0.55
1:G:529:PRO:CG	4:V:353:GLN:OE1	2.54	0.55
1:G:546:THR:HB	1:G:549:SER:H	1.71	0.55
1:J:206:LYS:HB3	1:J:217:THR:OG1	2.06	0.55
1:J:538:GLU:CG	4:W:351:THR:C	2.73	0.55
1:M:302:MET:HG2	1:M:303:LEU:HD13	1.87	0.55
1:M:821:ARG:HH22	2:N:127:ARG:NE	2.05	0.55
1:P:7:MET:HE3	1:P:14:ALA:CB	2.37	0.55
1:P:22:LYS:O	1:P:26:GLU:HG3	2.07	0.55
1:P:546:THR:HB	1:P:549:SER:H	1.72	0.55
1:P:733:PRO:CA	1:P:737:PHE:HE1	2.19	0.55
1:A:638:GLY:CA	4:8:345:ILE:H	2.19	0.55
1:A:732:ILE:HG21	1:A:747:LEU:CD1	0.64	0.55
1:A:815:CYS:SG	2:B:92:ASP:CB	2.88	0.55
1:D:345:ALA:O	1:D:349:THR:N	2.40	0.55
1:D:406:VAL:HG12	1:D:407:GLY:H	1.71	0.55
1:D:800:ARG:HB3	3:F:149:VAL:CG1	2.37	0.55
2:E:156:VAL:HA	2:E:159:HIS:O	2.07	0.55
1:G:302:MET:HG2	1:G:303:LEU:HD13	1.88	0.55
1:G:530:MET:CA	4:V:354:GLN:HB3	2.35	0.55
1:G:612:GLN:HE22	1:G:627:GLY:HA2	1.66	0.55
1:J:630:ALA:HA	4:W:25:ASP:OD2	2.07	0.55
1:J:721:LYS:HG2	1:J:736:GLN:CD	1.86	0.55
1:M:7:MET:HE3	1:M:14:ALA:CB	2.36	0.55
1:M:22:LYS:O	1:M:26:GLU:HG3	2.07	0.55
1:M:290:GLN:HG2	1:M:331:LEU:HA	1.88	0.55
1:M:646:PHE:CE2	1:M:652:LEU:CG	2.90	0.55
1:M:791:GLN:NE2	3:O:114:LEU:O	2.39	0.55
1:M:806:MET:C	1:M:807:VAL:HA	2.27	0.55
1:P:82:PRO:HD2	1:P:85:TYR:HD2	1.72	0.55
1:P:506:GLU:CD	1:P:763:THR:H	2.10	0.55
1:P:538:GLU:CG	4:1:351:THR:C	2.73	0.55

Continued on next page...

Continued from previous page...

Atom-1	Atom-2	Interatomic distance (Å)	Clash overlap (Å)
1:P:783:LEU:CG	1:P:786:ILE:CD1	2.59	0.55
4:9:365:ALA:HB3	4:9:369:ILE:HB	1.88	0.55
1:A:546:THR:HB	1:A:549:SER:H	1.71	0.55
1:A:646:PHE:CE2	1:A:652:LEU:CG	2.90	0.55
1:D:78:PHE:HB3	1:D:98:HIS:NE2	2.22	0.55
1:D:530:MET:CB	4:9:354:GLN:HG3	2.36	0.55
1:D:635:GLY:HA3	4:9:334:GLU:CG	2.30	0.55
1:G:290:GLN:NE2	1:G:334:THR:OG1	2.40	0.55
1:G:546:THR:HG21	1:G:548:THR:HB	1.88	0.55
1:G:708:ARG:CA	1:G:712:PRO:HG3	2.23	0.55
1:J:529:PRO:CB	4:W:354:GLN:HA	2.36	0.55
1:J:553:MLY:CE	4:Y:45:VAL:CG1	2.78	0.55
1:J:638:GLY:CA	4:W:345:ILE:H	2.18	0.55
3:L:123:VAL:O	3:L:127:MET:HG2	2.07	0.55
1:P:22:LYS:HA	1:P:25:ILE:HB	1.88	0.55
1:P:530:MET:HE3	4:1:354:GLN:CB	2.36	0.55
1:P:630:ALA:HA	4:1:25:ASP:OD2	2.07	0.55
4:1:110:LEU:C	4:2:195:GLU:CG	2.73	0.55
4:2:287:ILE:HB	4:4:203:THR:CB	2.35	0.55
1:A:292:MET:HE1	1:A:309:PRO:CD	2.37	0.54
3:C:35:ARG:HA	3:C:39:GLN:O	2.07	0.54
1:D:292:MET:HE1	1:D:309:PRO:CD	2.37	0.54
1:D:638:GLY:CA	4:9:345:ILE:H	2.19	0.54
1:G:305:ILE:HG22	1:G:312:TYR:CE2	2.42	0.54
1:G:305:ILE:HG22	1:G:312:TYR:CZ	2.42	0.54
3:I:49:ILE:CA	3:I:52:ASN:ND2	2.53	0.54
1:J:22:LYS:O	1:J:26:GLU:HG3	2.07	0.54
1:J:32:PHE:CG	1:J:83:PRO:HD3	2.41	0.54
1:J:78:PHE:HB3	1:J:98:HIS:NE2	2.22	0.54
1:J:305:ILE:HG22	1:J:312:TYR:CE2	2.43	0.54
1:J:537:GLU:HB3	1:J:648:THR:CB	2.36	0.54
1:J:646:PHE:CE2	1:J:652:LEU:CG	2.90	0.54
1:J:721:LYS:C	1:J:736:GLN:OE1	2.46	0.54
1:J:830:PRO:CB	2:K:67:MET:HE1	2.37	0.54
1:M:638:GLY:HA2	4:Z:345:ILE:H	1.72	0.54
1:M:798:LEU:CD1	3:O:126:LEU:HD22	2.27	0.54
1:M:820:VAL:CG1	2:N:136:MET:HE3	2.18	0.54
1:P:84:MLY:HD3	1:P:776:GLU:OE2	2.07	0.54
1:P:435:GLU:O	1:P:438:PHE:HB3	2.06	0.54
1:P:629:GLU:O	1:P:643:GLY:HA3	2.06	0.54
1:P:640:LYS:C	1:P:645:SER:OG	2.44	0.54

Continued on next page...

Continued from previous page...

Atom-1	Atom-2	Interatomic distance (Å)	Clash overlap (Å)
1:P:797:PHE:CZ	3:R:146:ILE:CA	2.73	0.54
1:P:834:LEU:CD1	2:Q:51:PHE:CD1	2.89	0.54
1:P:836:PHE:CZ	2:Q:159:HIS:HA	2.27	0.54
4:7:365:ALA:HB3	4:7:369:ILE:HB	1.88	0.54
1:A:82:PRO:HD2	1:A:85:TYR:HD2	1.72	0.54
1:A:630:ALA:HA	4:8:25:ASP:OD2	2.07	0.54
1:A:733:PRO:CB	1:A:737:PHE:HE1	2.19	0.54
1:D:22:LYS:HA	1:D:25:ILE:HB	1.88	0.54
1:D:135:TYR:HD2	1:D:191:ARG:HG2	1.72	0.54
1:D:305:ILE:HG22	1:D:312:TYR:CE2	2.42	0.54
1:D:506:GLU:O	1:D:763:THR:N	2.40	0.54
1:D:630:ALA:HA	4:9:25:ASP:OD2	2.07	0.54
1:D:800:ARG:HD2	3:F:149:VAL:C	2.27	0.54
2:H:112:ILE:C	2:H:147:ASN:O	2.42	0.54
1:J:135:TYR:HD2	1:J:191:ARG:HG2	1.73	0.54
1:J:710:GLY:C	1:J:772:LEU:HD22	2.26	0.54
1:J:759:ALA:O	1:J:766:PHE:N	2.32	0.54
3:L:35:ARG:HA	3:L:39:GLN:O	2.07	0.54
1:M:10:PHE:O	1:M:12:GLU:N	2.41	0.54
1:M:411:GLU:H	4:Z:333:PRO:HG2	1.71	0.54
1:M:556:ASP:H	4:2:49:GLN:CB	2.19	0.54
1:P:206:LYS:HB3	1:P:217:THR:OG1	2.06	0.54
1:P:305:ILE:HG22	1:P:312:TYR:CZ	2.42	0.54
1:P:642:LYS:HG2	4:1:22:ALA:C	2.27	0.54
4:4:365:ALA:HB3	4:4:369:ILE:HB	1.88	0.54
1:A:305:ILE:HG22	1:A:312:TYR:CZ	2.43	0.54
1:A:345:ALA:O	1:A:349:THR:N	2.40	0.54
1:A:629:GLU:CB	1:A:643:GLY:C	2.76	0.54
1:A:638:GLY:HA2	4:8:345:ILE:H	1.72	0.54
1:A:831:TRP:CD2	2:B:51:PHE:CE1	2.87	0.54
3:F:35:ARG:HA	3:F:39:GLN:O	2.07	0.54
1:G:292:MET:HE1	1:G:309:PRO:CD	2.37	0.54
1:G:753:VAL:HA	1:G:780:ASP:CG	2.20	0.54
1:G:838:ILE:CG1	2:H:54:MET:CE	2.86	0.54
3:I:123:VAL:O	3:I:127:MET:HG2	2.07	0.54
1:J:629:GLU:O	1:J:643:GLY:HA3	2.06	0.54
1:M:797:PHE:CE2	3:O:126:LEU:CD2	2.86	0.54
1:M:798:LEU:HD13	3:O:126:LEU:HD11	1.81	0.54
1:M:836:PHE:CE1	2:N:159:HIS:C	2.80	0.54
1:P:10:PHE:O	1:P:12:GLU:N	2.40	0.54
1:P:406:VAL:HG12	1:P:407:GLY:H	1.71	0.54

Continued on next page...

Continued from previous page...

Atom-1	Atom-2	Interatomic distance (Å)	Clash overlap (Å)
1:P:638:GLY:CA	4:1:345:ILE:H	2.18	0.54
1:P:642:LYS:CA	4:1:22:ALA:C	2.70	0.54
1:P:646:PHE:CE2	1:P:652:LEU:CG	2.90	0.54
1:P:729:ALA:HA	3:R:85:GLU:CD	2.28	0.54
1:P:839:MLY:HH13	2:Q:159:HIS:HD2	1.72	0.54
4:V:291:LYS:HD2	4:X:243:PRO:CB	2.38	0.54
1:A:10:PHE:O	1:A:12:GLU:N	2.41	0.54
1:A:98:HIS:HB3	1:A:100:PRO:CD	2.25	0.54
1:A:530:MET:CA	4:8:354:GLN:HB3	2.35	0.54
1:A:752:ASP:O	1:A:778:MET:HB3	2.06	0.54
1:A:831:TRP:CH2	2:B:50:THR:HG22	2.18	0.54
1:D:22:LYS:O	1:D:26:GLU:HG3	2.07	0.54
1:D:507:GLY:HA2	1:D:762:HIS:CE1	2.42	0.54
1:D:546:THR:HG21	1:D:548:THR:HB	1.88	0.54
1:D:721:LYS:C	1:D:736:GLN:OE1	2.46	0.54
1:G:643:GLY:N	4:V:23:GLY:C	2.55	0.54
1:J:22:LYS:O	1:J:26:GLU:N	2.30	0.54
1:J:530:MET:CB	4:W:354:GLN:HG3	2.37	0.54
1:M:78:PHE:HB3	1:M:98:HIS:NE2	2.23	0.54
1:M:508:ILE:HD11	1:M:766:PHE:CE1	2.42	0.54
1:D:646:PHE:CE2	1:D:652:LEU:CG	2.90	0.54
1:D:739:ASP:CB	1:D:742:LYS:CB	2.81	0.54
1:G:82:PRO:HD2	1:G:85:TYR:HD2	1.72	0.54
1:G:529:PRO:CB	4:V:354:GLN:HA	2.37	0.54
1:G:556:ASP:OD2	4:X:44:MET:HG3	2.08	0.54
1:G:649:VAL:CG1	1:G:649:VAL:HA	2.35	0.54
1:J:795:ARG:CA	3:L:35:ARG:NH2	2.63	0.54
1:P:821:ARG:HH22	2:Q:127:ARG:CD	2.19	0.54
4:W:286:ASP:OD2	4:Y:203:THR:CG2	2.48	0.54
4:X:285:CYS:O	4:Z:202:THR:CG2	2.52	0.54
1:D:295:MLY:HG3	1:D:332:MET:HE1	1.90	0.54
1:D:493:HIS:ND1	1:D:514:ASP:OD2	2.41	0.54
1:D:818:TYR:HB3	2:E:90:GLY:H	1.70	0.54
1:G:126:VAL:HG13	1:G:675:ILE:HG22	1.90	0.54
1:G:792:ALA:CB	3:I:42:THR:N	2.69	0.54
1:J:769:ALA:HB3	1:J:770:GLY:HA2	1.88	0.54
1:J:798:LEU:CG	3:L:126:LEU:HD11	2.31	0.54
1:M:538:GLU:CG	4:Z:351:THR:C	2.73	0.54
1:M:725:ARG:HG3	1:M:733:PRO:CA	2.36	0.54
1:M:782:MLY:O	1:M:786:ILE:CG1	2.56	0.54
1:P:530:MET:CE	4:1:354:GLN:HG3	2.35	0.54

Continued on next page...

Continued from previous page...

Atom-1	Atom-2	Interatomic distance (Å)	Clash overlap (Å)
1:P:538:GLU:HG3	4:1:352:PHE:CA	2.38	0.54
1:P:579:PHE:HE1	1:P:581:LEU:HD13	1.72	0.54
1:P:629:GLU:CB	1:P:643:GLY:C	2.76	0.54
1:P:786:ILE:C	1:P:787:ILE:C	2.67	0.54
3:R:46:ILE:O	3:R:50:LEU:CG	2.47	0.54
1:A:604:ASN:OD1	1:A:607:VAL:HG23	2.06	0.54
1:A:721:LYS:C	1:A:736:GLN:OE1	2.46	0.54
1:A:836:PHE:CE2	2:B:160:GLY:C	2.81	0.54
1:D:529:PRO:CB	4:9:354:GLN:HA	2.36	0.54
1:D:629:GLU:O	1:D:643:GLY:HA3	2.06	0.54
1:G:38:VAL:CB	1:G:52:ILE:HD11	2.38	0.54
1:G:109:ARG:O	1:G:114:MET:N	2.37	0.54
1:G:406:VAL:HG12	1:G:407:GLY:H	1.71	0.54
1:G:571:ALA:O	1:G:572:LYS:CB	2.56	0.54
1:J:166:MET:HE3	1:J:254:PHE:HD2	1.73	0.54
1:J:795:ARG:HG3	3:L:116:GLU:OE2	2.07	0.54
2:K:146:GLY:O	2:K:147:ASN:ND2	2.41	0.54
3:L:52:ASN:HB2	3:L:53:PRO:CD	2.28	0.54
1:M:82:PRO:HD2	1:M:85:TYR:HD2	1.72	0.54
1:M:126:VAL:HG13	1:M:675:ILE:HG22	1.90	0.54
1:M:305:ILE:HG22	1:M:312:TYR:CZ	2.43	0.54
1:M:579:PHE:HE1	1:M:581:LEU:HD13	1.72	0.54
1:M:629:GLU:CB	1:M:643:GLY:C	2.76	0.54
1:M:839:MLY:HH21	2:N:158:THR:CG2	2.38	0.54
2:N:156:VAL:HA	2:N:159:HIS:O	2.07	0.54
3:O:123:VAL:O	3:O:127:MET:HG2	2.07	0.54
1:P:292:MET:HE1	1:P:309:PRO:CD	2.37	0.54
1:P:723:ARG:HH11	1:P:723:ARG:CG	2.20	0.54
1:P:796:GLY:HA2	3:R:35:ARG:HD3	1.90	0.54
2:Q:146:GLY:O	2:Q:147:ASN:ND2	2.41	0.54
1:A:93:MET:C	1:A:713:SER:HB3	2.28	0.54
1:A:530:MET:HE3	4:8:355:MET:SD	2.47	0.54
1:A:800:ARG:HH21	3:C:40:ASN:CG	1.95	0.54
1:D:126:VAL:HG13	1:D:675:ILE:HG22	1.90	0.54
1:D:629:GLU:CB	1:D:643:GLY:C	2.75	0.54
1:D:831:TRP:NE1	2:E:51:PHE:CE2	2.76	0.54
1:G:493:HIS:ND1	1:G:514:ASP:OD2	2.41	0.54
1:G:791:GLN:O	1:G:794:CYS:HB2	2.08	0.54
2:H:156:VAL:HA	2:H:159:HIS:O	2.07	0.54
1:J:10:PHE:O	1:J:12:GLU:N	2.40	0.54
1:J:82:PRO:HD2	1:J:85:TYR:HD2	1.72	0.54

Continued on next page...

Continued from previous page...

Atom-1	Atom-2	Interatomic distance (Å)	Clash overlap (Å)
1:J:93:MET:SD	1:J:715:VAL:HA	2.48	0.54
1:J:95:THR:HA	1:J:713:SER:HG	1.71	0.54
1:J:571:ALA:O	1:J:572:LYS:CB	2.56	0.54
1:M:571:ALA:O	1:M:572:LYS:CB	2.56	0.54
1:M:729:ALA:HB1	3:O:85:GLU:CB	2.38	0.54
2:N:146:GLY:O	2:N:147:ASN:ND2	2.41	0.54
1:P:506:GLU:OE2	1:P:763:THR:CA	2.56	0.54
1:P:819:ASN:CG	2:Q:92:ASP:N	2.54	0.54
3:R:35:ARG:HA	3:R:39:GLN:O	2.07	0.54
3:R:123:VAL:O	3:R:127:MET:HG2	2.06	0.54
1:A:733:PRO:O	1:A:737:PHE:CE1	2.53	0.54
2:B:146:GLY:O	2:B:147:ASN:ND2	2.41	0.54
1:D:404:PRO:CG	1:D:417:GLU:HG3	2.38	0.54
1:D:638:GLY:HA2	4:9:345:ILE:H	1.72	0.54
1:D:649:VAL:CG1	1:D:649:VAL:HA	2.35	0.54
1:D:723:ARG:CG	1:D:723:ARG:HH11	2.20	0.54
2:E:146:GLY:O	2:E:147:ASN:ND2	2.41	0.54
1:G:10:PHE:O	1:G:12:GLU:N	2.41	0.54
1:G:404:PRO:CG	1:G:417:GLU:HG3	2.38	0.54
1:G:754:ASP:O	1:G:776:GLU:OE2	2.26	0.54
1:J:93:MET:HA	1:J:714:ARG:N	2.22	0.54
1:J:493:HIS:ND1	1:J:514:ASP:OD2	2.41	0.54
1:J:638:GLY:HA2	4:W:345:ILE:H	1.72	0.54
1:J:756:THR:CG2	1:J:776:GLU:O	2.37	0.54
1:M:406:VAL:HG12	1:M:407:GLY:H	1.71	0.54
1:M:546:THR:OG1	4:2:45:VAL:C	2.43	0.54
1:M:630:ALA:HA	4:Z:25:ASP:OD2	2.07	0.54
1:M:721:LYS:C	1:M:736:GLN:OE1	2.46	0.54
1:P:32:PHE:CD1	1:P:83:PRO:HD3	2.43	0.54
1:P:38:VAL:CB	1:P:52:ILE:HD11	2.38	0.54
1:P:135:TYR:HD2	1:P:191:ARG:HD3	1.73	0.54
1:P:345:ALA:O	1:P:349:THR:N	2.40	0.54
1:P:612:GLN:HE22	1:P:627:GLY:HA2	1.67	0.54
1:P:721:LYS:C	1:P:736:GLN:OE1	2.46	0.54
4:2:203:THR:N	4:Z:287:ILE:HB	2.17	0.54
1:A:135:TYR:HD2	1:A:191:ARG:HG2	1.72	0.54
1:A:305:ILE:HG22	1:A:312:TYR:CE2	2.43	0.54
1:A:642:LYS:HG2	4:8:22:ALA:C	2.27	0.54
1:A:723:ARG:CG	1:A:723:ARG:HH11	2.20	0.54
1:D:571:ALA:O	1:D:572:LYS:CB	2.56	0.54
1:G:7:MET:HE3	1:G:14:ALA:CB	2.36	0.54

Continued on next page...

Continued from previous page...

Atom-1	Atom-2	Interatomic distance (Å)	Clash overlap (Å)
1:G:98:HIS:HB3	1:G:100:PRO:CD	2.25	0.54
1:G:732:ILE:HG21	1:G:747:LEU:CD1	0.64	0.54
1:G:765:VAL:HG12	1:G:766:PHE:N	2.22	0.54
1:G:795:ARG:CD	3:I:116:GLU:OE2	2.56	0.54
1:J:126:VAL:HG13	1:J:675:ILE:HG22	1.90	0.54
1:J:579:PHE:HE1	1:J:581:LEU:HD13	1.72	0.54
1:J:629:GLU:CB	1:J:643:GLY:C	2.76	0.54
1:M:818:TYR:CG	2:N:127:ARG:NH1	2.74	0.54
3:O:92:ARG:HA	3:O:139:TYR:OH	2.08	0.54
1:P:638:GLY:HA2	4:1:345:ILE:H	1.72	0.54
1:P:733:PRO:O	1:P:737:PHE:CE1	2.53	0.54
1:P:765:VAL:HG12	1:P:766:PHE:N	2.22	0.54
4:2:287:ILE:HG22	4:4:204:ALA:H	1.69	0.54
1:A:579:PHE:HE1	1:A:581:LEU:HD13	1.71	0.53
1:A:836:PHE:CE2	2:B:160:GLY:O	2.61	0.53
1:D:584:TYR:CD1	1:D:585:ALA:N	2.77	0.53
3:F:92:ARG:HA	3:F:139:TYR:OH	2.08	0.53
1:G:538:GLU:CG	4:V:351:THR:C	2.73	0.53
1:J:135:TYR:HD2	1:J:191:ARG:HD3	1.73	0.53
1:J:418:THR:CB	1:J:421:GLU:HG3	2.37	0.53
1:M:292:MET:HE1	1:M:309:PRO:CD	2.38	0.53
1:M:493:HIS:ND1	1:M:514:ASP:OD2	2.41	0.53
1:M:834:LEU:CD1	2:N:51:PHE:CD1	2.91	0.53
1:P:22:LYS:O	1:P:26:GLU:N	2.30	0.53
1:P:78:PHE:HB3	1:P:98:HIS:NE2	2.22	0.53
1:P:135:TYR:HD2	1:P:191:ARG:HG2	1.73	0.53
1:P:530:MET:CB	4:1:354:GLN:HG3	2.37	0.53
1:P:571:ALA:O	1:P:572:LYS:CB	2.56	0.53
4:3:148:THR:HG21	4:5:45:VAL:HG21	1.89	0.53
1:A:7:MET:HE3	1:A:14:ALA:CB	2.37	0.53
1:A:126:VAL:HG13	1:A:675:ILE:HG22	1.90	0.53
1:A:768:MLY:HB3	1:A:771:LEU:CG	2.38	0.53
1:D:10:PHE:O	1:D:12:GLU:N	2.41	0.53
1:D:166:MET:HE3	1:D:254:PHE:HD2	1.73	0.53
1:D:765:VAL:HG12	1:D:766:PHE:N	2.22	0.53
2:E:114:LYS:O	2:E:147:ASN:ND2	2.42	0.53
1:G:78:PHE:HB3	1:G:98:HIS:NE2	2.23	0.53
1:G:135:TYR:HD2	1:G:191:ARG:HD3	1.73	0.53
1:G:721:LYS:C	1:G:736:GLN:OE1	2.46	0.53
1:G:819:ASN:CB	2:H:92:ASP:HB2	2.30	0.53
2:H:146:GLY:O	2:H:147:ASN:ND2	2.41	0.53

Continued on next page...

Continued from previous page...

Atom-1	Atom-2	Interatomic distance (Å)	Clash overlap (Å)
1:J:38:VAL:CB	1:J:52:ILE:HD11	2.38	0.53
1:J:538:GLU:HG3	4:W:352:PHE:CA	2.38	0.53
1:J:576:GLU:CG	1:J:577:ALA:N	2.44	0.53
1:J:642:LYS:HG2	4:W:22:ALA:C	2.27	0.53
1:J:732:ILE:HG21	1:J:747:LEU:CD1	0.63	0.53
1:J:765:VAL:HG12	1:J:766:PHE:N	2.22	0.53
1:M:32:PHE:CD1	1:M:83:PRO:HD3	2.44	0.53
1:M:732:ILE:HG23	1:M:747:LEU:CD1	1.05	0.53
3:O:35:ARG:HA	3:O:39:GLN:O	2.07	0.53
1:P:126:VAL:HG13	1:P:675:ILE:HG22	1.90	0.53
1:P:305:ILE:HG22	1:P:312:TYR:CE2	2.43	0.53
1:P:739:ASP:CB	1:P:742:LYS:CB	2.81	0.53
1:P:839:MLY:HH21	2:Q:158:THR:CG2	2.38	0.53
4:4:324:THR:H	4:6:244:ASP:HA	1.73	0.53
4:Z:185:LEU:HD23	4:Z:306:TYR:OH	2.09	0.53
1:A:78:PHE:HB3	1:A:98:HIS:NE2	2.23	0.53
1:A:765:VAL:HG12	1:A:766:PHE:N	2.22	0.53
2:B:112:ILE:C	2:B:147:ASN:O	2.42	0.53
1:D:795:ARG:HB3	3:F:35:ARG:HH12	1.17	0.53
2:H:114:LYS:O	2:H:147:ASN:ND2	2.42	0.53
1:J:305:ILE:HG22	1:J:312:TYR:CZ	2.42	0.53
1:J:642:LYS:CG	4:W:22:ALA:HA	2.37	0.53
1:M:215:GLN:CA	1:M:340:ILE:CG2	2.63	0.53
1:M:277:PHE:CG	1:M:278:GLN:N	2.76	0.53
1:M:305:ILE:HG22	1:M:312:TYR:CE2	2.43	0.53
1:M:804:ARG:C	1:M:808:GLU:H	2.11	0.53
1:P:418:THR:CB	1:P:421:GLU:HG3	2.37	0.53
1:P:599:ASN:CG	1:P:649:VAL:H	2.12	0.53
1:P:642:LYS:CG	4:1:22:ALA:HA	2.37	0.53
4:1:110:LEU:CB	4:2:195:GLU:HG3	2.39	0.53
4:V:185:LEU:HD23	4:V:306:TYR:OH	2.09	0.53
1:A:38:VAL:CB	1:A:52:ILE:HD11	2.38	0.53
1:A:404:PRO:CG	1:A:417:GLU:HG3	2.39	0.53
1:A:410:ASN:CG	4:8:334:GLU:C	2.65	0.53
1:A:661:MET:O	1:A:665:ARG:HG3	2.08	0.53
1:D:32:PHE:CD1	1:D:83:PRO:HD3	2.43	0.53
1:D:135:TYR:HD2	1:D:191:ARG:HD3	1.73	0.53
1:D:305:ILE:HG22	1:D:312:TYR:CZ	2.42	0.53
1:D:507:GLY:HA2	1:D:762:HIS:CG	2.40	0.53
1:G:32:PHE:CD1	1:G:83:PRO:HD3	2.44	0.53
1:G:135:TYR:HD2	1:G:191:ARG:HG2	1.72	0.53

Continued on next page...

Continued from previous page...

Atom-1	Atom-2	Interatomic distance (Å)	Clash overlap (Å)
1:G:629:GLU:CB	1:G:643:GLY:C	2.76	0.53
1:G:642:LYS:CG	4:V:22:ALA:CA	2.80	0.53
1:G:725:ARG:HG3	1:G:733:PRO:CA	2.36	0.53
1:G:794:CYS:O	1:G:798:LEU:N	2.37	0.53
3:I:92:ARG:HA	3:I:139:TYR:OH	2.09	0.53
1:J:277:PHE:CG	1:J:278:GLN:N	2.76	0.53
1:J:561:LYS:HE2	4:Y:48:GLY:HA3	1.88	0.53
1:J:791:GLN:O	1:J:794:CYS:HB2	2.08	0.53
1:M:783:LEU:CB	1:M:786:ILE:CD1	2.86	0.53
1:M:803:TYR:O	1:M:807:VAL:HB	2.07	0.53
1:M:829:TRP:CZ2	2:N:87:LYS:CE	2.80	0.53
2:N:144:VAL:HG12	2:N:153:ILE:HD11	1.75	0.53
1:P:813:ILE:HG23	2:Q:128:PHE:CZ	2.43	0.53
1:A:217:THR:C	1:A:221:GLN:NE2	2.62	0.53
1:A:295:MLY:HE2	1:A:332:MET:HE1	1.90	0.53
1:A:493:HIS:ND1	1:A:514:ASP:OD2	2.41	0.53
1:A:799:MET:SD	3:C:32:ASP:O	2.67	0.53
1:D:642:LYS:CG	4:9:22:ALA:HA	2.37	0.53
1:D:831:TRP:CZ3	2:E:34:ILE:HG21	2.35	0.53
1:G:277:PHE:CG	1:G:278:GLN:N	2.76	0.53
1:G:661:MET:O	1:G:665:ARG:HG3	2.09	0.53
1:J:295:MLY:HE2	1:J:332:MET:HE1	1.90	0.53
1:J:599:ASN:CG	1:J:649:VAL:H	2.12	0.53
1:M:42:HIS:HB3	1:M:45:GLN:O	2.09	0.53
1:M:599:ASN:CG	1:M:649:VAL:H	2.12	0.53
1:M:765:VAL:HG12	1:M:766:PHE:N	2.22	0.53
1:M:831:TRP:NE1	2:N:67:MET:HB3	2.21	0.53
1:P:84:MLY:HD3	1:P:776:GLU:CD	2.19	0.53
1:P:218:LEU:N	1:P:221:GLN:HG2	2.24	0.53
1:P:404:PRO:CG	1:P:417:GLU:HG3	2.38	0.53
1:P:493:HIS:ND1	1:P:514:ASP:OD2	2.41	0.53
1:P:726:VAL:H	3:R:85:GLU:CB	2.16	0.53
1:P:791:GLN:O	1:P:794:CYS:HB2	2.08	0.53
1:P:797:PHE:CG	3:R:146:ILE:CG2	2.90	0.53
1:P:806:MET:CB	1:P:807:VAL:N	2.72	0.53
4:1:205:GLU:HB2	4:Y:287:ILE:HD13	1.90	0.53
4:W:288:ASP:H	4:Y:204:ALA:H	1.56	0.53
1:A:218:LEU:CD2	1:A:222:ILE:CG1	2.85	0.53
1:A:649:VAL:CG1	1:A:649:VAL:HA	2.35	0.53
3:C:92:ARG:HA	3:C:139:TYR:OH	2.09	0.53
1:D:38:VAL:CB	1:D:52:ILE:HD11	2.38	0.53

Continued on next page...

Continued from previous page...

Atom-1	Atom-2	Interatomic distance (Å)	Clash overlap (Å)
1:D:107:MLY:CB	1:D:686:MET:HE2	2.35	0.53
1:D:418:THR:CB	1:D:421:GLU:HG3	2.37	0.53
1:D:529:PRO:HB2	4:9:354:GLN:HA	1.91	0.53
1:D:724:TYR:CB	1:D:782:MLY:HD3	2.38	0.53
1:G:156:PHE:HD1	1:G:195:TYR:CD1	2.27	0.53
1:G:530:MET:CE	4:V:354:GLN:HG3	2.34	0.53
1:M:38:VAL:CB	1:M:52:ILE:HD11	2.38	0.53
1:M:470:PHE:O	1:M:473:ASN:ND2	2.40	0.53
1:M:584:TYR:CD1	1:M:585:ALA:N	2.77	0.53
1:M:649:VAL:HA	1:M:649:VAL:HG22	1.80	0.53
1:P:292:MET:HE3	1:P:309:PRO:CA	2.37	0.53
3:R:53:PRO:HB2	3:R:55:LYS:HG3	1.91	0.53
4:2:288:ASP:CB	4:4:203:THR:CG2	2.87	0.53
1:A:42:HIS:HB3	1:A:45:GLN:O	2.09	0.53
1:A:156:PHE:HD1	1:A:195:TYR:CD1	2.27	0.53
1:D:292:MET:CE	1:D:309:PRO:HA	2.39	0.53
1:D:649:VAL:HA	1:D:649:VAL:HG23	1.83	0.53
1:D:795:ARG:CG	3:F:118:MET:CE	2.78	0.53
1:G:97:LEU:HD21	1:G:712:PRO:CB	2.32	0.53
1:G:538:GLU:HG3	4:V:352:PHE:CA	2.38	0.53
1:J:32:PHE:CD1	1:J:83:PRO:HD3	2.43	0.53
1:J:217:THR:C	1:J:221:GLN:NE2	2.62	0.53
1:J:584:TYR:CD1	1:J:585:ALA:N	2.77	0.53
1:M:135:TYR:HD2	1:M:191:ARG:HG2	1.72	0.53
1:M:404:PRO:CG	1:M:417:GLU:HG3	2.38	0.53
1:M:791:GLN:O	1:M:794:CYS:HB2	2.08	0.53
1:P:154:HIS:CE1	1:P:156:PHE:HD2	2.26	0.53
1:P:277:PHE:CG	1:P:278:GLN:N	2.76	0.53
1:P:544:LYS:NZ	4:3:45:VAL:HG22	2.22	0.53
1:P:794:CYS:O	1:P:798:LEU:N	2.37	0.53
4:6:185:LEU:HD23	4:6:306:TYR:OH	2.09	0.53
4:8:185:LEU:HD23	4:8:306:TYR:OH	2.09	0.53
1:A:135:TYR:CD2	1:A:191:ARG:HG2	2.44	0.53
1:A:404:PRO:HG3	1:A:417:GLU:HG3	1.91	0.53
1:A:529:PRO:HB2	4:8:354:GLN:HA	1.91	0.53
1:A:571:ALA:O	1:A:572:LYS:CB	2.56	0.53
1:A:584:TYR:CD1	1:A:585:ALA:N	2.77	0.53
1:A:791:GLN:O	1:A:794:CYS:HB2	2.08	0.53
1:A:813:ILE:HG21	2:B:127:ARG:CD	2.28	0.53
1:D:135:TYR:CD2	1:D:191:ARG:HG2	2.44	0.53
1:D:251:ARG:HB2	1:D:264:ASP:HB2	1.91	0.53

Continued on next page...

Continued from previous page...

Atom-1	Atom-2	Interatomic distance (Å)	Clash overlap (Å)
1:D:836:PHE:HZ	2:E:160:GLY:H	1.56	0.53
1:G:154:HIS:CE1	1:G:156:PHE:HD2	2.27	0.53
1:G:599:ASN:CG	1:G:649:VAL:H	2.12	0.53
1:J:218:LEU:N	1:J:221:GLN:HG2	2.23	0.53
1:J:796:GLY:CA	3:L:35:ARG:NE	2.71	0.53
1:M:529:PRO:HB2	4:Z:354:GLN:HA	1.91	0.53
2:N:114:LYS:O	2:N:147:ASN:ND2	2.42	0.53
1:P:295:MLY:HE2	1:P:332:MET:HE1	1.91	0.53
2:Q:117:LEU:CG	2:Q:147:ASN:OD1	2.52	0.53
4:2:185:LEU:HD23	4:2:306:TYR:OH	2.09	0.53
1:A:32:PHE:CD1	1:A:83:PRO:HD3	2.44	0.53
1:A:796:GLY:HA3	3:C:40:ASN:OD1	2.08	0.53
1:D:636:LYS:HB2	4:9:334:GLU:OE1	2.09	0.53
1:D:791:GLN:O	1:D:794:CYS:HB2	2.08	0.53
1:G:584:TYR:CD1	1:G:585:ALA:N	2.77	0.53
1:G:638:GLY:HA2	4:V:345:ILE:H	1.72	0.53
3:I:53:PRO:HB2	3:I:55:LYS:HG3	1.91	0.53
1:J:42:HIS:HB3	1:J:45:GLN:O	2.09	0.53
1:J:154:HIS:CE1	1:J:156:PHE:HD2	2.26	0.53
1:J:404:PRO:CG	1:J:417:GLU:HG3	2.38	0.53
1:J:529:PRO:HB2	4:W:354:GLN:HA	1.91	0.53
3:L:92:ARG:HA	3:L:139:TYR:OH	2.08	0.53
1:M:292:MET:HE1	1:M:309:PRO:HD3	1.91	0.53
1:M:642:LYS:CA	4:Z:22:ALA:C	2.70	0.53
3:O:53:PRO:HB2	3:O:55:LYS:HG3	1.91	0.53
1:P:42:HIS:HB3	1:P:45:GLN:O	2.09	0.53
1:P:404:PRO:HG3	1:P:417:GLU:HG3	1.91	0.53
1:P:584:TYR:CD1	1:P:585:ALA:N	2.77	0.53
1:P:661:MET:O	1:P:665:ARG:HG3	2.09	0.53
1:P:796:GLY:HA2	3:R:35:ARG:CG	2.39	0.53
1:P:818:TYR:CD1	2:Q:127:ARG:CZ	2.85	0.53
1:A:135:TYR:HD2	1:A:191:ARG:HD3	1.73	0.53
1:A:553:MLY:O	4:V:48:GLY:CA	2.56	0.53
1:A:640:LYS:C	4:8:23:GLY:CA	2.64	0.53
1:D:42:HIS:HB3	1:D:45:GLN:O	2.09	0.53
1:D:481:ASN:N	1:D:481:ASN:ND2	2.51	0.53
1:D:661:MET:O	1:D:665:ARG:HG3	2.09	0.53
3:F:53:PRO:HB2	3:F:55:LYS:HG3	1.91	0.53
1:G:404:PRO:HG3	1:G:417:GLU:HG3	1.91	0.53
1:J:636:LYS:HB2	4:W:334:GLU:OE1	2.09	0.53
1:J:756:THR:CB	1:J:776:GLU:HB3	2.39	0.53

Continued on next page...

Continued from previous page...

Atom-1	Atom-2	Interatomic distance (Å)	Clash overlap (Å)
1:M:98:HIS:HB3	1:M:100:PRO:CD	2.26	0.53
1:M:154:HIS:CE1	1:M:156:PHE:HD2	2.26	0.53
1:M:197:ALA:O	1:M:201:ALA:HB2	2.10	0.53
1:P:217:THR:C	1:P:221:GLN:NE2	2.62	0.53
1:P:232:PHE:CE1	1:P:287:ILE:HD13	2.44	0.53
1:P:529:PRO:HB2	4:1:354:GLN:HA	1.91	0.53
4:4:185:LEU:HD23	4:4:306:TYR:OH	2.09	0.53
1:A:538:GLU:HG3	4:8:352:PHE:CA	2.39	0.52
1:D:156:PHE:HD1	1:D:195:TYR:CD1	2.27	0.52
1:D:277:PHE:CG	1:D:278:GLN:N	2.76	0.52
1:D:599:ASN:CG	1:D:649:VAL:H	2.12	0.52
1:D:642:LYS:HG2	4:9:22:ALA:C	2.27	0.52
1:G:251:ARG:HB2	1:G:264:ASP:HB2	1.91	0.52
1:G:505:MLY:HD2	1:G:762:HIS:CD2	2.42	0.52
1:G:553:MLY:HH13	4:X:45:VAL:CG1	2.25	0.52
1:J:135:TYR:CD2	1:J:191:ARG:HG2	2.44	0.52
1:J:506:GLU:HG3	1:J:760:PHE:O	2.09	0.52
1:J:756:THR:HG23	1:J:776:GLU:CD	2.23	0.52
1:J:801:VAL:HG21	3:L:126:LEU:HD21	1.92	0.52
2:K:114:LYS:O	2:K:147:ASN:ND2	2.41	0.52
1:M:218:LEU:N	1:M:221:GLN:HG2	2.24	0.52
1:M:404:PRO:HG3	1:M:417:GLU:HG3	1.91	0.52
1:M:538:GLU:HG3	4:Z:352:PHE:CA	2.38	0.52
1:M:649:VAL:CG1	1:M:649:VAL:HA	2.35	0.52
1:M:661:MET:O	1:M:665:ARG:HG3	2.09	0.52
1:P:797:PHE:CE1	3:R:146:ILE:CB	2.90	0.52
4:2:203:THR:HG22	4:Z:287:ILE:C	2.29	0.52
1:A:218:LEU:N	1:A:221:GLN:HG2	2.24	0.52
1:D:82:PRO:HD2	1:D:85:TYR:HD2	1.72	0.52
1:D:154:HIS:CE1	1:D:156:PHE:HD2	2.27	0.52
1:D:798:LEU:HD13	3:F:126:LEU:CD1	2.20	0.52
3:F:110:VAL:HG13	3:F:114:LEU:HD12	1.92	0.52
1:G:107:MLY:CB	1:G:686:MET:HE2	2.37	0.52
1:G:732:ILE:HG23	1:G:747:LEU:CD1	1.04	0.52
1:G:739:ASP:CB	1:G:742:LYS:CB	2.81	0.52
1:G:804:ARG:NH2	3:I:149:VAL:HG23	2.24	0.52
2:H:114:LYS:N	2:H:146:GLY:O	2.40	0.52
1:J:156:PHE:HD1	1:J:195:TYR:CD1	2.27	0.52
1:J:404:PRO:HG3	1:J:417:GLU:HG3	1.91	0.52
1:J:491:PHE:HD1	1:J:671:PHE:CE2	2.27	0.52
1:J:661:MET:O	1:J:665:ARG:HG3	2.09	0.52

Continued on next page...

Continued from previous page...

Atom-1	Atom-2	Interatomic distance (Å)	Clash overlap (Å)
2:K:114:LYS:HA	2:K:147:ASN:HD22	1.74	0.52
1:M:217:THR:C	1:M:221:GLN:NE2	2.62	0.52
1:M:295:MLY:HG3	1:M:332:MET:HE1	1.89	0.52
1:M:725:ARG:NH1	3:O:89:GLU:CG	2.70	0.52
3:O:110:VAL:HG13	3:O:114:LEU:HD12	1.91	0.52
1:P:805:ALA:O	1:P:808:GLU:N	2.42	0.52
2:Q:114:LYS:HA	2:Q:147:ASN:HD22	1.74	0.52
4:1:166:TYR:CZ	4:3:64:ILE:HG22	2.44	0.52
4:5:180:LEU:HD22	4:5:267:ILE:HD11	1.91	0.52
4:8:180:LEU:HD22	4:8:267:ILE:HD11	1.92	0.52
4:X:185:LEU:HD23	4:X:306:TYR:OH	2.09	0.52
1:A:277:PHE:CG	1:A:278:GLN:N	2.76	0.52
1:A:292:MET:CE	1:A:309:PRO:HA	2.40	0.52
1:A:530:MET:CE	4:8:354:GLN:HG3	2.35	0.52
1:A:538:GLU:HA	4:8:349:LEU:CB	2.39	0.52
1:A:555:TYR:N	4:V:48:GLY:N	2.58	0.52
2:B:129:THR:O	2:B:133:ILE:HG13	2.09	0.52
1:D:295:MLY:HE2	1:D:332:MET:HE1	1.91	0.52
1:D:813:ILE:HG21	2:E:128:PHE:HE1	1.74	0.52
1:G:218:LEU:N	1:G:221:GLN:HG2	2.24	0.52
1:G:732:ILE:H	1:G:733:PRO:CD	2.23	0.52
1:J:232:PHE:CE1	1:J:287:ILE:HD13	2.45	0.52
1:M:135:TYR:HD2	1:M:191:ARG:HD3	1.73	0.52
1:M:491:PHE:HD1	1:M:671:PHE:CE2	2.27	0.52
1:M:715:VAL:CG2	1:M:772:LEU:HD23	2.38	0.52
1:P:135:TYR:CD2	1:P:191:ARG:HG2	2.44	0.52
1:P:251:ARG:HB2	1:P:264:ASP:HB2	1.91	0.52
1:P:491:PHE:HD1	1:P:671:PHE:CE2	2.27	0.52
1:P:767:PHE:CD1	1:P:771:LEU:HD22	2.44	0.52
4:1:180:LEU:HD22	4:1:267:ILE:HD11	1.92	0.52
4:3:285:CYS:O	4:3:290:ARG:NH1	2.43	0.52
4:5:185:LEU:HD23	4:5:306:TYR:OH	2.09	0.52
4:Y:180:LEU:HD22	4:Y:267:ILE:HD11	1.92	0.52
1:A:197:ALA:O	1:A:201:ALA:HB2	2.10	0.52
1:A:251:ARG:HB2	1:A:264:ASP:HB2	1.91	0.52
1:A:499:GLU:CD	1:A:766:PHE:HE2	2.11	0.52
1:A:599:ASN:CG	1:A:649:VAL:H	2.12	0.52
1:D:530:MET:CE	4:9:354:GLN:HG3	2.35	0.52
1:D:579:PHE:CD2	1:D:592:ILE:HD11	2.40	0.52
2:E:114:LYS:HA	2:E:147:ASN:HD22	1.75	0.52
2:E:163:ALA:C	2:K:21:GLU:HB3	2.30	0.52

Continued on next page...

Continued from previous page...

Atom-1	Atom-2	Interatomic distance (Å)	Clash overlap (Å)
3:F:104:GLY:HA2	3:F:137:ILE:HD11	1.92	0.52
1:G:84:MLY:CE	1:G:723:ARG:HD2	2.36	0.52
1:G:135:TYR:CD2	1:G:191:ARG:HG2	2.44	0.52
2:H:114:LYS:HA	2:H:147:ASN:HD22	1.75	0.52
3:I:110:VAL:HG13	3:I:114:LEU:HD12	1.91	0.52
1:M:817:GLN:CD	2:N:127:ARG:CD	2.66	0.52
3:O:104:GLY:HA2	3:O:137:ILE:HD11	1.92	0.52
1:P:576:GLU:CG	1:P:577:ALA:N	2.44	0.52
2:Q:114:LYS:O	2:Q:147:ASN:ND2	2.41	0.52
4:7:180:LEU:HD22	4:7:267:ILE:HD11	1.92	0.52
4:V:180:LEU:HD22	4:V:267:ILE:HD11	1.92	0.52
4:W:185:LEU:HD23	4:W:306:TYR:OH	2.09	0.52
1:A:149:GLN:HA	1:A:719:ASP:CG	2.29	0.52
1:A:636:LYS:HB2	4:8:334:GLU:OE1	2.08	0.52
3:C:110:VAL:HG13	3:C:114:LEU:HD12	1.92	0.52
1:D:404:PRO:HG3	1:D:417:GLU:HG3	1.91	0.52
1:D:539:GLU:OE2	4:W:45:VAL:C	2.47	0.52
1:G:217:THR:C	1:G:221:GLN:NE2	2.62	0.52
1:G:642:LYS:CA	4:V:22:ALA:C	2.70	0.52
1:J:530:MET:HE3	4:W:354:GLN:CG	2.34	0.52
1:M:251:ARG:HB2	1:M:264:ASP:HB2	1.91	0.52
1:M:549:SER:HB2	4:2:46:GLY:H	1.64	0.52
1:M:636:LYS:HB2	4:Z:334:GLU:OE1	2.09	0.52
1:P:63:MLY:HG3	1:P:64:THR:H	1.75	0.52
1:P:530:MET:HG2	4:1:354:GLN:HB2	0.57	0.52
1:P:732:ILE:HG23	1:P:747:LEU:CD1	1.05	0.52
3:R:92:ARG:HA	3:R:139:TYR:OH	2.08	0.52
4:1:285:CYS:O	4:1:290:ARG:NH1	2.43	0.52
4:7:185:LEU:HD23	4:7:306:TYR:OH	2.09	0.52
4:8:287:ILE:HG22	4:V:204:ALA:HB3	1.91	0.52
4:9:180:LEU:HD22	4:9:267:ILE:HD11	1.92	0.52
4:W:180:LEU:HD22	4:W:267:ILE:HD11	1.92	0.52
4:X:285:CYS:O	4:X:290:ARG:NH1	2.43	0.52
4:Z:180:LEU:HD22	4:Z:267:ILE:HD11	1.92	0.52
1:A:128:PRO:O	1:A:129:TYR:HB2	2.10	0.52
2:B:114:LYS:O	2:B:147:ASN:ND2	2.41	0.52
1:D:40:VAL:HG13	1:D:41:VAL:O	2.10	0.52
1:D:538:GLU:HG3	4:9:352:PHE:CA	2.38	0.52
1:D:553:MLY:O	4:W:48:GLY:CA	2.56	0.52
1:D:556:ASP:HB3	4:W:43:VAL:HG12	1.91	0.52
1:D:759:ALA:O	1:D:766:PHE:N	2.32	0.52

Continued on next page...

Continued from previous page...

Atom-1	Atom-2	Interatomic distance (Å)	Clash overlap (Å)
1:D:814:PHE:CA	2:E:127:ARG:HH11	2.02	0.52
2:E:129:THR:O	2:E:133:ILE:HG13	2.09	0.52
1:G:128:PRO:O	1:G:129:TYR:HB2	2.10	0.52
1:G:494:HIS:O	1:G:498:LEU:HB2	2.09	0.52
1:G:733:PRO:O	1:G:737:PHE:CE1	2.53	0.52
1:J:733:PRO:O	1:J:737:PHE:CE1	2.53	0.52
1:M:156:PHE:HD1	1:M:195:TYR:CD1	2.27	0.52
1:M:642:LYS:HG2	4:Z:22:ALA:C	2.27	0.52
4:3:180:LEU:HD22	4:3:267:ILE:HD11	1.92	0.52
4:5:285:CYS:O	4:5:290:ARG:NH1	2.43	0.52
4:W:285:CYS:O	4:W:290:ARG:NH1	2.43	0.52
4:Y:285:CYS:O	4:Y:290:ARG:NH1	2.43	0.52
1:A:63:MLY:HG3	1:A:64:THR:H	1.75	0.52
1:A:109:ARG:HD3	1:A:117:THR:HB	1.92	0.52
1:A:154:HIS:CE1	1:A:156:PHE:HD2	2.27	0.52
1:A:494:HIS:O	1:A:498:LEU:HB2	2.09	0.52
1:A:530:MET:HE3	4:8:354:GLN:CG	2.31	0.52
1:D:218:LEU:N	1:D:221:GLN:HG2	2.24	0.52
1:D:232:PHE:CE1	1:D:287:ILE:HD13	2.45	0.52
1:D:491:PHE:HD1	1:D:671:PHE:CE2	2.27	0.52
1:D:555:TYR:N	4:W:48:GLY:N	2.58	0.52
1:D:732:ILE:HG23	1:D:747:LEU:CD1	1.04	0.52
1:G:530:MET:HE3	4:V:355:MET:SD	2.50	0.52
1:G:795:ARG:CG	3:I:118:MET:HE2	2.16	0.52
1:J:220:ASP:O	1:J:224:SER:N	2.27	0.52
1:J:725:ARG:O	1:J:729:ALA:HA	2.10	0.52
1:P:221:GLN:HB2	1:P:449:LEU:HD11	1.92	0.52
1:P:732:ILE:H	1:P:733:PRO:CD	2.23	0.52
1:P:834:LEU:HD12	2:Q:51:PHE:CE1	2.42	0.52
4:1:185:LEU:HD23	4:1:306:TYR:OH	2.09	0.52
4:4:285:CYS:O	4:4:290:ARG:NH1	2.43	0.52
4:7:285:CYS:O	4:7:290:ARG:NH1	2.43	0.52
4:9:185:LEU:HD23	4:9:306:TYR:OH	2.09	0.52
4:V:324:THR:HG22	4:X:247:VAL:HG13	1.91	0.52
4:Y:185:LEU:HD23	4:Y:306:TYR:OH	2.09	0.52
1:A:41:VAL:HG13	1:A:42:HIS:N	2.25	0.52
3:C:104:GLY:HA2	3:C:137:ILE:HD11	1.91	0.52
1:G:63:MLY:HG3	1:G:64:THR:H	1.74	0.52
2:H:121:LEU:CA	2:H:128:PHE:CG	2.89	0.52
2:H:129:THR:O	2:H:133:ILE:HG13	2.09	0.52
1:J:799:MET:SD	3:L:32:ASP:CA	2.91	0.52

Continued on next page...

Continued from previous page...

Atom-1	Atom-2	Interatomic distance (Å)	Clash overlap (Å)
3:L:110:VAL:HG13	3:L:114:LEU:HD12	1.92	0.52
1:M:63:MLY:HG3	1:M:64:THR:H	1.75	0.52
1:M:109:ARG:O	1:M:114:MET:N	2.37	0.52
1:M:135:TYR:CD2	1:M:191:ARG:HG2	2.44	0.52
1:M:725:ARG:O	1:M:729:ALA:HA	2.10	0.52
1:P:109:ARG:HD3	1:P:117:THR:HB	1.92	0.52
1:P:156:PHE:HD1	1:P:195:TYR:CD1	2.27	0.52
1:P:538:GLU:HA	4:1:349:LEU:CB	2.40	0.52
1:P:634:GLY:N	4:1:25:ASP:O	2.31	0.52
1:P:798:LEU:HD21	3:R:126:LEU:HD12	1.89	0.52
4:2:285:CYS:O	4:2:290:ARG:NH1	2.43	0.52
1:A:218:LEU:HA	1:A:221:GLN:HG3	1.71	0.52
1:A:491:PHE:HD1	1:A:671:PHE:CE2	2.27	0.52
1:A:725:ARG:O	1:A:729:ALA:HA	2.10	0.52
1:A:836:PHE:CE2	2:B:160:GLY:CA	2.93	0.52
1:D:135:TYR:HD2	1:D:191:ARG:CD	2.23	0.52
1:G:42:HIS:HB3	1:G:45:GLN:O	2.09	0.52
1:G:789:ALA:HB1	3:I:81:GLN:NE2	2.25	0.52
3:I:104:GLY:HA2	3:I:137:ILE:HD11	1.92	0.52
1:J:40:VAL:HG13	1:J:41:VAL:O	2.10	0.52
1:J:63:MLY:HG3	1:J:64:THR:H	1.75	0.52
1:J:251:ARG:HB2	1:J:264:ASP:HB2	1.91	0.52
1:J:510:TRP:CZ2	1:J:772:LEU:HD11	2.45	0.52
1:J:538:GLU:HA	4:W:349:LEU:CB	2.40	0.52
1:M:732:ILE:H	1:M:733:PRO:HD2	1.75	0.52
1:M:821:ARG:HH12	2:N:127:ARG:CZ	2.23	0.52
2:N:114:LYS:N	2:N:146:GLY:O	2.40	0.52
1:P:40:VAL:HG13	1:P:41:VAL:O	2.10	0.52
1:P:292:MET:HE1	1:P:309:PRO:HD3	1.91	0.52
4:8:285:CYS:O	4:8:290:ARG:NH1	2.43	0.52
4:X:180:LEU:HD22	4:X:267:ILE:HD11	1.92	0.52
4:Z:285:CYS:O	4:Z:290:ARG:NH1	2.43	0.52
1:A:642:LYS:HG2	4:8:21:PHE:C	2.30	0.52
1:A:725:ARG:HG3	1:A:733:PRO:CA	2.36	0.52
1:D:63:MLY:HG3	1:D:64:THR:H	1.75	0.52
1:D:220:ASP:O	1:D:224:SER:N	2.27	0.52
1:D:221:GLN:HB2	1:D:449:LEU:HD11	1.93	0.52
1:D:800:ARG:CG	3:F:149:VAL:HG22	2.40	0.52
1:G:529:PRO:HB2	4:V:354:GLN:HA	1.92	0.52
1:G:632:GLY:HA3	1:G:643:GLY:N	2.17	0.52
1:G:838:ILE:HD13	2:H:33:VAL:HG11	1.92	0.52

Continued on next page...

Continued from previous page...

Atom-1	Atom-2	Interatomic distance (Å)	Clash overlap (Å)
1:J:221:GLN:HB2	1:J:449:LEU:HD11	1.92	0.52
1:J:830:PRO:CB	2:K:67:MET:CE	2.88	0.52
1:M:195:TYR:CE2	1:M:199:ILE:CD1	2.93	0.52
1:P:636:LYS:HB2	4:1:334:GLU:OE1	2.09	0.52
3:R:49:ILE:CA	3:R:52:ASN:ND2	2.54	0.52
4:2:202:THR:HB	4:Z:287:ILE:CG1	2.40	0.52
4:4:322:PRO:C	4:6:244:ASP:HB2	2.30	0.52
4:6:180:LEU:HD22	4:6:267:ILE:HD11	1.92	0.52
4:V:285:CYS:O	4:V:290:ARG:NH1	2.43	0.52
4:X:288:ASP:CA	4:Z:205:GLU:OE1	2.58	0.52
1:A:221:GLN:HB2	1:A:449:LEU:HD11	1.92	0.51
1:A:295:MLY:CG	1:A:332:MET:HE1	2.40	0.51
1:A:556:ASP:HB3	4:V:43:VAL:HG12	1.91	0.51
1:D:41:VAL:HG13	1:D:42:HIS:N	2.25	0.51
1:D:592:ILE:O	1:D:592:ILE:HG22	2.10	0.51
1:D:742:LYS:O	1:D:745:GLU:HB2	2.11	0.51
1:D:800:ARG:HB3	3:F:149:VAL:HG13	1.91	0.51
1:G:195:TYR:CE2	1:G:199:ILE:CD1	2.93	0.51
1:G:197:ALA:O	1:G:201:ALA:HB2	2.09	0.51
1:G:221:GLN:HB2	1:G:449:LEU:HD11	1.92	0.51
1:G:636:LYS:HB2	4:V:334:GLU:OE1	2.09	0.51
1:J:109:ARG:HD3	1:J:117:THR:HB	1.92	0.51
1:J:195:TYR:CE2	1:J:199:ILE:CD1	2.93	0.51
1:J:197:ALA:O	1:J:201:ALA:HB2	2.10	0.51
1:M:732:ILE:HG21	1:M:747:LEU:CD1	0.63	0.51
1:P:408:VAL:CG1	4:1:332:PRO:HB3	2.41	0.51
1:P:578:HIS:O	1:P:579:PHE:HB3	2.11	0.51
1:P:769:ALA:C	1:P:771:LEU:H	2.12	0.51
3:R:110:VAL:HG13	3:R:114:LEU:HD12	1.92	0.51
4:2:287:ILE:CG2	4:4:202:THR:CA	2.82	0.51
4:4:180:LEU:HD22	4:4:267:ILE:HD11	1.92	0.51
1:A:41:VAL:HG21	1:A:76:GLN:HG3	1.93	0.51
1:A:232:PHE:CE1	1:A:287:ILE:HD13	2.44	0.51
1:A:612:GLN:HE22	1:A:627:GLY:HA2	1.66	0.51
1:A:817:GLN:OE1	2:B:127:ARG:CZ	2.27	0.51
1:D:109:ARG:HD3	1:D:117:THR:HB	1.92	0.51
1:D:553:MLY:HG3	4:W:44:MET:O	2.07	0.51
1:D:559:LEU:HD23	1:D:559:LEU:C	2.31	0.51
3:F:100:GLY:O	3:F:138:ASN:HA	2.11	0.51
1:G:206:LYS:HD2	1:G:217:THR:CG2	2.17	0.51
1:G:491:PHE:HD1	1:G:671:PHE:CE2	2.27	0.51

Continued on next page...

Continued from previous page...

Atom-1	Atom-2	Interatomic distance (Å)	Clash overlap (Å)
1:G:834:LEU:CD2	2:H:34:ILE:CG1	2.88	0.51
1:J:538:GLU:CD	4:W:355:MET:HE1	2.24	0.51
1:J:795:ARG:HH21	3:L:116:GLU:HG2	1.75	0.51
1:M:41:VAL:HG21	1:M:76:GLN:HG3	1.93	0.51
2:N:114:LYS:HA	2:N:147:ASN:HD22	1.74	0.51
1:P:41:VAL:HG13	1:P:42:HIS:N	2.25	0.51
1:P:559:LEU:C	1:P:559:LEU:HD23	2.31	0.51
1:P:782:MLY:CH2	3:R:83:THR:HG21	2.39	0.51
1:P:821:ARG:HH22	2:Q:127:ARG:NE	2.08	0.51
2:Q:129:THR:O	2:Q:133:ILE:HG13	2.09	0.51
4:1:110:LEU:HB3	4:2:195:GLU:HG3	1.92	0.51
4:2:180:LEU:HD22	4:2:267:ILE:HD11	1.92	0.51
4:2:324:THR:CB	4:4:244:ASP:CA	2.82	0.51
1:A:248:MLY:N	1:A:463:ASP:O	2.44	0.51
1:A:732:ILE:HG23	1:A:747:LEU:CD1	1.04	0.51
1:D:494:HIS:O	1:D:498:LEU:HB2	2.09	0.51
1:D:538:GLU:HA	4:9:349:LEU:CB	2.39	0.51
2:E:114:LYS:N	2:E:146:GLY:O	2.40	0.51
1:G:22:LYS:O	1:G:26:GLU:N	2.29	0.51
1:G:41:VAL:HG13	1:G:42:HIS:N	2.25	0.51
3:I:100:GLY:O	3:I:138:ASN:HA	2.11	0.51
1:J:41:VAL:HG13	1:J:42:HIS:N	2.25	0.51
1:J:212:GLY:O	1:J:213:LYS:HB2	2.11	0.51
1:J:798:LEU:HD12	3:L:126:LEU:HD11	1.75	0.51
2:K:129:THR:O	2:K:133:ILE:HG13	2.09	0.51
1:M:40:VAL:HG13	1:M:41:VAL:O	2.10	0.51
1:M:494:HIS:O	1:M:498:LEU:HB2	2.09	0.51
1:M:530:MET:HG2	4:Z:354:GLN:HB2	0.57	0.51
1:M:538:GLU:HA	4:Z:349:LEU:CB	2.40	0.51
1:M:786:ILE:C	1:M:790:THR:H	2.13	0.51
1:M:800:ARG:HB3	3:O:149:VAL:HG21	1.87	0.51
1:M:800:ARG:HH22	3:O:40:ASN:CG	2.11	0.51
1:P:418:THR:O	1:P:422:VAL:HG23	2.11	0.51
1:P:592:ILE:HG22	1:P:592:ILE:O	2.10	0.51
1:P:725:ARG:CD	3:R:85:GLU:HG3	2.40	0.51
1:P:742:LYS:O	1:P:745:GLU:HB2	2.10	0.51
2:Q:112:ILE:HG23	2:Q:147:ASN:HB3	1.92	0.51
4:7:287:ILE:HG22	4:9:204:ALA:HB3	1.91	0.51
1:A:827:MLY:HH21	2:B:139:ALA:CB	2.40	0.51
1:D:13:ALA:C	1:D:15:PRO:HD2	2.31	0.51
1:D:400:ALA:HB1	1:D:606:THR:HG22	1.92	0.51

Continued on next page...

Continued from previous page...

Atom-1	Atom-2	Interatomic distance (Å)	Clash overlap (Å)
1:D:411:GLU:H	4:9:333:PRO:CG	2.24	0.51
1:D:546:THR:CG2	1:D:548:THR:HB	2.41	0.51
1:D:823:PHE:HE1	2:E:161:GLU:N	2.08	0.51
1:G:212:GLY:O	1:G:213:LYS:HB2	2.11	0.51
1:G:292:MET:CE	1:G:309:PRO:HA	2.39	0.51
1:G:538:GLU:HA	4:V:349:LEU:CB	2.40	0.51
1:J:135:TYR:HD2	1:J:191:ARG:CD	2.23	0.51
1:J:408:VAL:CG1	4:W:332:PRO:HB3	2.40	0.51
1:M:109:ARG:HD3	1:M:117:THR:HB	1.92	0.51
1:M:640:LYS:CA	1:M:645:SER:OG	2.58	0.51
2:N:121:LEU:O	2:N:128:PHE:CG	2.61	0.51
1:P:212:GLY:O	1:P:213:LYS:HB2	2.11	0.51
1:P:494:HIS:O	1:P:498:LEU:HB2	2.09	0.51
1:P:729:ALA:HA	3:R:85:GLU:OE2	2.11	0.51
1:P:803:TYR:O	1:P:807:VAL:CA	2.57	0.51
4:1:246:GLN:H	4:Y:291:LYS:CB	2.23	0.51
1:A:649:VAL:HA	1:A:649:VAL:HG23	1.83	0.51
2:B:114:LYS:HA	2:B:147:ASN:HD22	1.75	0.51
1:D:41:VAL:HG21	1:D:76:GLN:HG3	1.92	0.51
1:D:311:ASP:HB2	1:D:312:TYR:CE1	2.46	0.51
1:D:576:GLU:CG	1:D:577:ALA:N	2.44	0.51
1:G:578:HIS:O	1:G:579:PHE:HB3	2.11	0.51
1:G:642:LYS:HG2	4:V:21:PHE:C	2.30	0.51
1:G:757:GLN:CB	1:G:776:GLU:OE2	2.59	0.51
1:G:838:ILE:HD13	2:H:33:VAL:CG1	2.40	0.51
1:J:218:LEU:CD2	1:J:222:ILE:CG1	2.86	0.51
1:J:332:MET:O	1:J:336:SER:OG	2.27	0.51
1:J:494:HIS:O	1:J:498:LEU:HB2	2.09	0.51
1:J:592:ILE:HG22	1:J:592:ILE:O	2.10	0.51
1:J:687:GLU:O	1:J:691:VAL:HG23	2.11	0.51
1:J:789:ALA:HB2	3:L:81:GLN:OE1	2.09	0.51
2:K:112:ILE:HG23	2:K:147:ASN:HB3	1.93	0.51
3:L:53:PRO:HB2	3:L:55:LYS:HG3	1.91	0.51
1:M:278:GLN:HG3	1:M:318:GLY:H	1.76	0.51
1:M:295:MLY:HE2	1:M:332:MET:HE1	1.91	0.51
1:P:195:TYR:CE2	1:P:199:ILE:CD1	2.93	0.51
1:P:248:MLY:N	1:P:463:ASP:O	2.44	0.51
1:P:800:ARG:C	3:R:149:VAL:HG21	2.31	0.51
3:R:104:GLY:HA2	3:R:137:ILE:HD11	1.92	0.51
4:1:243:PRO:HB2	4:Y:291:LYS:HZ1	1.75	0.51
4:3:185:LEU:HD23	4:3:306:TYR:OH	2.09	0.51

Continued on next page...

Continued from previous page...

Atom-1	Atom-2	Interatomic distance (Å)	Clash overlap (Å)
2:B:114:LYS:N	2:B:146:GLY:O	2.40	0.51
1:D:128:PRO:O	1:D:129:TYR:HB2	2.10	0.51
1:D:762:HIS:CD2	1:D:762:HIS:N	2.78	0.51
1:D:819:ASN:HD22	2:E:90:GLY:C	2.04	0.51
1:G:13:ALA:C	1:G:15:PRO:HD2	2.31	0.51
1:G:220:ASP:O	1:G:224:SER:N	2.28	0.51
1:G:418:THR:O	1:G:422:VAL:HG23	2.11	0.51
1:J:128:PRO:O	1:J:129:TYR:HB2	2.10	0.51
1:J:559:LEU:HD23	1:J:559:LEU:C	2.31	0.51
1:J:642:LYS:HB2	4:W:24:ASP:O	1.89	0.51
1:J:732:ILE:HG23	1:J:747:LEU:CD1	1.05	0.51
1:M:418:THR:O	1:M:422:VAL:HG23	2.11	0.51
1:M:642:LYS:HG2	4:Z:21:PHE:C	2.30	0.51
1:P:38:VAL:CG1	1:P:39:PHE:N	2.74	0.51
1:P:128:PRO:O	1:P:129:TYR:HB2	2.09	0.51
1:P:197:ALA:O	1:P:201:ALA:HB2	2.10	0.51
1:P:546:THR:CG2	1:P:548:THR:HB	2.41	0.51
4:6:285:CYS:O	4:6:290:ARG:NH1	2.43	0.51
1:A:107:MLY:CB	1:A:686:MET:HE2	2.38	0.51
1:A:237:THR:O	1:A:240:ASN:O	2.29	0.51
1:A:539:GLU:OE2	4:V:45:VAL:C	2.47	0.51
1:A:813:ILE:CD1	2:B:128:PHE:CE1	2.87	0.51
1:A:839:MLY:CH1	2:B:159:HIS:HD2	2.23	0.51
1:D:578:HIS:O	1:D:579:PHE:HB3	2.10	0.51
1:D:713:SER:HB2	1:D:775:LEU:HD21	1.92	0.51
1:D:793:ARG:HH21	3:F:147:MET:HE3	1.71	0.51
1:D:793:ARG:NH2	3:F:147:MET:HE1	2.22	0.51
1:D:795:ARG:HE	3:F:116:GLU:HB3	1.75	0.51
1:G:84:MLY:CD	1:G:724:TYR:OH	2.59	0.51
1:G:109:ARG:HD3	1:G:117:THR:HB	1.92	0.51
1:G:135:TYR:HD2	1:G:191:ARG:CD	2.23	0.51
1:G:232:PHE:CE1	1:G:287:ILE:HD13	2.45	0.51
1:G:635:GLY:HA3	4:V:334:GLU:CG	2.30	0.51
1:G:728:ASN:ND2	3:I:114:LEU:HD23	2.26	0.51
1:J:400:ALA:HB1	1:J:606:THR:HG22	1.93	0.51
1:J:757:GLN:CA	1:J:776:GLU:HG3	2.36	0.51
1:M:135:TYR:HD2	1:M:191:ARG:CD	2.23	0.51
1:M:212:GLY:O	1:M:213:LYS:HB2	2.11	0.51
1:M:295:MLY:HG3	1:M:332:MET:HE2	1.91	0.51
1:M:640:LYS:C	4:Z:23:GLY:CA	2.64	0.51
1:M:687:GLU:O	1:M:691:VAL:HG23	2.11	0.51

Continued on next page...

Continued from previous page...

Atom-1	Atom-2	Interatomic distance (Å)	Clash overlap (Å)
2:N:129:THR:O	2:N:133:ILE:HG13	2.09	0.51
1:P:169:ASP:N	1:P:169:ASP:OD1	2.44	0.51
1:P:400:ALA:HB1	1:P:606:THR:HG22	1.93	0.51
4:V:322:PRO:HB3	4:X:246:GLN:HG2	1.92	0.51
1:A:93:MET:CE	1:A:715:VAL:HG22	2.40	0.51
1:A:278:GLN:HG3	1:A:318:GLY:H	1.75	0.51
1:A:418:THR:O	1:A:422:VAL:HG23	2.11	0.51
1:A:642:LYS:CA	4:8:22:ALA:C	2.71	0.51
2:B:112:ILE:HG23	2:B:147:ASN:HB3	1.93	0.51
1:D:218:LEU:HA	1:D:221:GLN:HG3	1.71	0.51
1:D:724:TYR:HB3	1:D:782:MLY:NZ	2.26	0.51
1:J:292:MET:CE	1:J:309:PRO:HA	2.39	0.51
1:J:632:GLY:HA3	1:J:643:GLY:N	2.17	0.51
3:L:46:ILE:O	3:L:50:LEU:CG	2.47	0.51
1:M:41:VAL:HG13	1:M:42:HIS:N	2.25	0.51
1:M:578:HIS:O	1:M:579:PHE:HB3	2.11	0.51
1:M:732:ILE:H	1:M:733:PRO:CD	2.23	0.51
1:M:785:GLU:HG3	3:O:81:GLN:HG3	1.91	0.51
1:P:41:VAL:HG21	1:P:76:GLN:HG3	1.93	0.51
1:P:311:ASP:HB2	1:P:312:TYR:CE1	2.46	0.51
1:P:631:GLU:C	4:1:25:ASP:HB2	2.32	0.51
1:P:725:ARG:O	1:P:729:ALA:HA	2.10	0.51
1:P:767:PHE:CE1	1:P:771:LEU:HD23	2.46	0.51
4:9:287:ILE:HG22	4:W:204:ALA:HB3	1.91	0.51
1:A:109:ARG:O	1:A:114:MET:N	2.37	0.51
1:A:759:ALA:O	1:A:766:PHE:N	2.32	0.51
3:C:53:PRO:HB2	3:C:55:LYS:HG3	1.91	0.51
1:D:197:ALA:O	1:D:201:ALA:HB2	2.10	0.51
1:D:278:GLN:HG3	1:D:318:GLY:H	1.75	0.51
1:D:640:LYS:CA	1:D:645:SER:OG	2.59	0.51
1:G:278:GLN:HG3	1:G:318:GLY:H	1.75	0.51
1:G:295:MLY:HE2	1:G:332:MET:HE1	1.91	0.51
1:G:823:PHE:HE1	2:H:160:GLY:CA	2.24	0.51
1:J:530:MET:CA	4:W:354:GLN:HB3	2.35	0.51
1:M:206:LYS:HD2	1:M:217:THR:CG2	2.17	0.51
1:M:221:GLN:HB2	1:M:449:LEU:HD11	1.93	0.51
1:M:642:LYS:CG	4:Z:22:ALA:HA	2.37	0.51
1:M:762:HIS:CD2	1:M:762:HIS:N	2.78	0.51
1:P:13:ALA:C	1:P:15:PRO:HD2	2.31	0.51
1:P:218:LEU:N	1:P:221:GLN:CG	2.74	0.51
4:X:291:LYS:HE2	4:Z:243:PRO:CA	2.24	0.51

Continued on next page...

Continued from previous page...

Atom-1	Atom-2	Interatomic distance (Å)	Clash overlap (Å)
1:A:135:TYR:HD2	1:A:191:ARG:CD	2.23	0.51
1:A:195:TYR:CE2	1:A:199:ILE:CD1	2.93	0.51
1:A:291:ILE:HA	1:A:331:LEU:CD1	2.39	0.51
1:A:400:ALA:HB1	1:A:606:THR:HG22	1.92	0.51
1:A:408:VAL:CG1	4:8:332:PRO:HB3	2.40	0.51
1:A:635:GLY:HA3	4:8:334:GLU:CG	2.30	0.51
3:C:100:GLY:O	3:C:138:ASN:HA	2.11	0.51
1:D:38:VAL:CG1	1:D:39:PHE:N	2.74	0.51
1:D:267:THR:HG21	1:D:438:PHE:HE2	1.76	0.51
1:D:418:THR:O	1:D:422:VAL:HG23	2.11	0.51
1:G:40:VAL:HG13	1:G:41:VAL:O	2.10	0.51
1:G:41:VAL:HG21	1:G:76:GLN:HG3	1.93	0.51
1:G:248:MLY:N	1:G:463:ASP:O	2.44	0.51
1:G:411:GLU:H	4:V:333:PRO:CG	2.24	0.51
1:G:642:LYS:CG	4:V:22:ALA:HA	2.37	0.51
1:G:725:ARG:O	1:G:729:ALA:HA	2.10	0.51
1:G:755:HIS:N	1:G:779:ARG:NE	2.40	0.51
1:J:97:LEU:HD22	1:J:712:PRO:CB	2.30	0.51
1:J:218:LEU:N	1:J:221:GLN:CG	2.74	0.51
1:J:429:LEU:O	1:J:433:VAL:HG23	2.11	0.51
1:J:546:THR:CG2	1:J:548:THR:HB	2.41	0.51
1:J:578:HIS:O	1:J:579:PHE:HB3	2.11	0.51
1:J:675:ILE:CG2	1:J:676:ILE:N	2.74	0.51
1:M:128:PRO:O	1:M:129:TYR:HB2	2.09	0.51
1:M:795:ARG:HH22	3:O:116:GLU:HG2	1.73	0.51
1:P:237:THR:O	1:P:240:ASN:O	2.29	0.51
4:1:204:ALA:CB	4:Y:288:ASP:HB2	2.41	0.51
4:9:285:CYS:O	4:9:290:ARG:NH1	2.43	0.51
1:A:212:GLY:O	1:A:213:LYS:HB2	2.10	0.50
1:A:429:LEU:O	1:A:433:VAL:HG23	2.12	0.50
1:A:640:LYS:CA	1:A:645:SER:OG	2.58	0.50
1:A:742:LYS:O	1:A:745:GLU:HB2	2.11	0.50
1:D:687:GLU:O	1:D:691:VAL:HG23	2.11	0.50
1:D:732:ILE:HD13	1:D:782:MLY:HH21	1.93	0.50
1:G:237:THR:O	1:G:240:ASN:O	2.29	0.50
2:H:112:ILE:HG23	2:H:147:ASN:HB3	1.93	0.50
1:J:291:ILE:HA	1:J:331:LEU:CD1	2.39	0.50
1:J:640:LYS:CA	1:J:645:SER:OG	2.58	0.50
1:J:793:ARG:HH11	3:L:40:ASN:ND2	1.88	0.50
1:M:237:THR:O	1:M:240:ASN:O	2.29	0.50
1:M:248:MLY:N	1:M:463:ASP:O	2.44	0.50

Continued on next page...

Continued from previous page...

Atom-1	Atom-2	Interatomic distance (Å)	Clash overlap (Å)
1:M:552:ASN:ND2	4:2:47:MET:C	2.64	0.50
1:P:135:TYR:HD2	1:P:191:ARG:CD	2.23	0.50
1:P:202:SER:HB2	1:P:207:LYS:NZ	2.26	0.50
1:P:629:GLU:CB	1:P:645:SER:N	2.74	0.50
1:P:640:LYS:CA	1:P:645:SER:OG	2.58	0.50
1:P:675:ILE:CG2	1:P:676:ILE:N	2.75	0.50
4:1:202:THR:OG1	4:Y:287:ILE:N	2.44	0.50
4:4:287:ILE:HG22	4:6:204:ALA:HB3	1.92	0.50
1:A:202:SER:HB2	1:A:207:LYS:NZ	2.26	0.50
1:A:732:ILE:H	1:A:733:PRO:CD	2.23	0.50
1:A:733:PRO:CA	1:A:737:PHE:CE1	2.95	0.50
1:D:195:TYR:CE2	1:D:199:ILE:CD1	2.93	0.50
1:D:202:SER:HB2	1:D:207:LYS:NZ	2.26	0.50
1:D:248:MLY:N	1:D:463:ASP:O	2.44	0.50
1:D:631:GLU:C	4:9:25:ASP:HB2	2.31	0.50
1:D:831:TRP:CE2	2:E:51:PHE:CE2	2.99	0.50
1:D:834:LEU:HD22	2:E:50:THR:HG22	1.93	0.50
1:G:400:ALA:HB1	1:G:606:THR:HG22	1.92	0.50
1:G:530:MET:HG2	4:V:354:GLN:HB2	0.57	0.50
1:G:631:GLU:C	4:V:25:ASP:HB2	2.31	0.50
1:G:640:LYS:CA	1:G:645:SER:OG	2.58	0.50
1:G:792:ALA:CB	3:I:42:THR:CB	2.43	0.50
1:J:13:ALA:C	1:J:15:PRO:HD2	2.31	0.50
1:J:237:THR:O	1:J:240:ASN:O	2.29	0.50
1:J:248:MLY:N	1:J:463:ASP:O	2.44	0.50
1:J:278:GLN:HG3	1:J:318:GLY:H	1.75	0.50
1:P:429:LEU:O	1:P:433:VAL:HG23	2.11	0.50
1:P:804:ARG:O	1:P:808:GLU:HG3	2.11	0.50
1:A:40:VAL:HG13	1:A:41:VAL:O	2.10	0.50
1:A:154:HIS:CD2	1:A:155:ILE:H	2.30	0.50
1:A:411:GLU:H	4:8:333:PRO:CG	2.25	0.50
1:D:212:GLY:O	1:D:213:LYS:HB2	2.11	0.50
1:D:218:LEU:N	1:D:221:GLN:CG	2.74	0.50
1:D:727:LEU:H	1:D:782:MLY:HE3	1.74	0.50
1:G:148:ARG:HE	1:G:764:MLY:HH21	1.76	0.50
1:G:218:LEU:N	1:G:221:GLN:CG	2.74	0.50
1:G:530:MET:HE3	4:V:354:GLN:CB	2.41	0.50
1:G:538:GLU:OE1	4:V:351:THR:HB	2.12	0.50
1:G:795:ARG:CZ	3:I:116:GLU:OE1	2.58	0.50
1:G:830:PRO:HG3	2:H:67:MET:HE2	1.94	0.50
1:J:169:ASP:N	1:J:169:ASP:OD1	2.44	0.50

Continued on next page...

Continued from previous page...

Atom-1	Atom-2	Interatomic distance (Å)	Clash overlap (Å)
1:J:202:SER:HB2	1:J:207:LYS:NZ	2.26	0.50
1:J:631:GLU:C	4:W:25:ASP:HB2	2.32	0.50
1:J:742:LYS:O	1:J:745:GLU:HB2	2.10	0.50
1:M:38:VAL:CG1	1:M:39:PHE:N	2.74	0.50
1:M:232:PHE:CE1	1:M:287:ILE:HD13	2.45	0.50
3:O:100:GLY:O	3:O:138:ASN:HA	2.11	0.50
1:P:278:GLN:HG3	1:P:318:GLY:H	1.75	0.50
1:P:291:ILE:HA	1:P:331:LEU:CD1	2.39	0.50
2:Q:117:LEU:HG	2:Q:147:ASN:HB3	1.93	0.50
1:A:311:ASP:HB2	1:A:312:TYR:CE1	2.46	0.50
1:A:646:PHE:HE2	1:A:652:LEU:CG	2.24	0.50
1:A:687:GLU:O	1:A:691:VAL:HG23	2.11	0.50
2:E:121:LEU:HA	2:E:128:PHE:CD2	2.46	0.50
1:G:202:SER:HB2	1:G:207:LYS:NZ	2.26	0.50
1:G:311:ASP:HB2	1:G:312:TYR:CE1	2.46	0.50
1:G:408:VAL:CG1	4:V:332:PRO:HB3	2.41	0.50
1:J:38:VAL:CG1	1:J:39:PHE:N	2.74	0.50
1:J:84:MLY:CH2	1:J:719:ASP:O	2.59	0.50
1:J:93:MET:HG2	1:J:715:VAL:CA	2.28	0.50
1:J:267:THR:HG21	1:J:438:PHE:HE2	1.76	0.50
1:J:530:MET:HG2	4:W:354:GLN:HB2	0.57	0.50
1:J:629:GLU:CB	1:J:645:SER:N	2.74	0.50
3:L:104:GLY:HA2	3:L:137:ILE:HD11	1.92	0.50
1:M:13:ALA:C	1:M:15:PRO:HD2	2.31	0.50
1:M:154:HIS:CD2	1:M:155:ILE:H	2.30	0.50
1:M:733:PRO:O	1:M:737:PHE:CE1	2.53	0.50
2:N:117:LEU:HG	2:N:147:ASN:HB3	1.93	0.50
2:N:121:LEU:HA	2:N:128:PHE:CD2	2.47	0.50
1:A:13:ALA:C	1:A:15:PRO:HD2	2.31	0.50
1:A:346:ASP:O	1:A:349:THR:HB	2.12	0.50
1:A:578:HIS:O	1:A:579:PHE:HB3	2.11	0.50
1:A:819:ASN:OD1	2:B:92:ASP:N	2.35	0.50
1:D:732:ILE:O	1:D:736:GLN:HG3	2.12	0.50
1:D:733:PRO:CA	1:D:737:PHE:CE1	2.94	0.50
1:G:295:MLY:HG3	1:G:332:MET:HE2	1.93	0.50
1:G:629:GLU:CA	1:G:643:GLY:C	2.73	0.50
1:J:84:MLY:HH22	1:J:719:ASP:O	2.11	0.50
1:J:311:ASP:HB2	1:J:312:TYR:CE1	2.46	0.50
1:J:506:GLU:OE2	1:J:760:PHE:O	2.29	0.50
1:J:732:ILE:O	1:J:736:GLN:HG3	2.12	0.50
1:M:429:LEU:O	1:M:433:VAL:HG23	2.12	0.50

Continued on next page...

Continued from previous page...

Atom-1	Atom-2	Interatomic distance (Å)	Clash overlap (Å)
1:P:646:PHE:HE2	1:P:652:LEU:CG	2.25	0.50
4:4:324:THR:N	4:6:244:ASP:HA	2.22	0.50
1:A:38:VAL:CG1	1:A:39:PHE:N	2.74	0.50
1:A:418:THR:CB	1:A:421:GLU:HG3	2.37	0.50
1:A:471:ASP:HB3	1:A:573:GLY:O	2.12	0.50
1:A:546:THR:CG2	1:A:548:THR:HB	2.41	0.50
1:A:631:GLU:C	4:8:25:ASP:HB2	2.32	0.50
1:A:675:ILE:CG2	1:A:676:ILE:N	2.74	0.50
1:D:601:ASP:N	1:D:602:PRO:CD	2.75	0.50
1:D:646:PHE:CE2	1:D:652:LEU:CD2	2.87	0.50
1:D:793:ARG:NH2	3:F:147:MET:HE3	2.25	0.50
1:G:38:VAL:CG1	1:G:39:PHE:N	2.74	0.50
1:G:733:PRO:CA	1:G:737:PHE:CE1	2.95	0.50
1:G:796:GLY:N	3:I:35:ARG:NH2	2.60	0.50
1:G:796:GLY:CA	3:I:35:ARG:NE	2.75	0.50
1:G:831:TRP:CZ3	2:H:34:ILE:HD13	2.47	0.50
1:M:742:LYS:O	1:M:745:GLU:HB2	2.11	0.50
1:M:767:PHE:CE1	1:M:772:LEU:HD13	2.45	0.50
1:P:267:THR:HG21	1:P:438:PHE:HE2	1.76	0.50
1:P:642:LYS:HG2	4:1:21:PHE:C	2.29	0.50
1:A:218:LEU:N	1:A:221:GLN:CG	2.74	0.50
1:A:559:LEU:HD23	1:A:559:LEU:C	2.31	0.50
1:A:757:GLN:O	1:A:771:LEU:HD22	2.12	0.50
1:A:797:PHE:CE1	3:C:149:VAL:HG12	2.46	0.50
1:D:237:THR:O	1:D:240:ASN:O	2.29	0.50
1:D:507:GLY:HA3	1:D:762:HIS:CA	2.41	0.50
1:D:530:MET:HG2	4:9:354:GLN:HB2	0.57	0.50
1:D:725:ARG:O	1:D:729:ALA:HA	2.10	0.50
1:D:795:ARG:CG	3:F:118:MET:HE3	2.39	0.50
2:E:112:ILE:HG23	2:E:147:ASN:HB3	1.93	0.50
1:G:346:ASP:O	1:G:349:THR:HB	2.12	0.50
1:G:553:MLY:CB	4:X:45:VAL:O	2.57	0.50
1:G:754:ASP:HB2	1:G:776:GLU:CG	2.39	0.50
1:G:834:LEU:HD23	2:H:34:ILE:HD11	1.93	0.50
1:J:41:VAL:HG21	1:J:76:GLN:HG3	1.93	0.50
1:J:154:HIS:CD2	1:J:155:ILE:H	2.30	0.50
1:J:646:PHE:HE2	1:J:652:LEU:CG	2.25	0.50
1:J:732:ILE:H	1:J:733:PRO:CD	2.23	0.50
1:J:789:ALA:HA	3:L:81:GLN:NE2	2.27	0.50
1:J:796:GLY:HA2	3:L:35:ARG:HG2	1.94	0.50
3:L:100:GLY:O	3:L:138:ASN:HA	2.10	0.50

Continued on next page...

Continued from previous page...

Atom-1	Atom-2	Interatomic distance (Å)	Clash overlap (Å)
1:M:251:ARG:O	1:M:263:ALA:HA	2.12	0.50
1:M:311:ASP:HB2	1:M:312:TYR:CE1	2.47	0.50
1:M:411:GLU:H	4:Z:333:PRO:CG	2.24	0.50
1:M:471:ASP:HB3	1:M:573:GLY:O	2.12	0.50
1:M:642:LYS:HB2	4:Z:24:ASP:O	1.89	0.50
1:M:646:PHE:HE2	1:M:652:LEU:CG	2.24	0.50
1:P:409:GLY:N	1:P:636:LYS:CD	2.70	0.50
1:P:411:GLU:H	4:1:333:PRO:CG	2.24	0.50
1:P:470:PHE:O	1:P:473:ASN:ND2	2.40	0.50
1:P:733:PRO:CA	1:P:737:PHE:CE1	2.95	0.50
1:P:803:TYR:CD1	1:P:807:VAL:HG21	2.47	0.50
1:P:839:MLY:HH13	2:Q:159:HIS:CD2	2.47	0.50
3:R:100:GLY:O	3:R:138:ASN:HA	2.11	0.50
1:A:206:LYS:HD2	1:A:217:THR:CG2	2.17	0.50
1:A:739:ASP:CB	1:A:742:LYS:CB	2.81	0.50
2:B:117:LEU:HG	2:B:147:ASN:HB3	1.93	0.50
1:D:429:LEU:O	1:D:433:VAL:HG23	2.11	0.50
1:D:715:VAL:O	1:D:764:MLY:HB3	2.12	0.50
1:D:732:ILE:HG23	1:D:747:LEU:HD12	0.95	0.50
2:E:117:LEU:CG	2:E:147:ASN:OD1	2.53	0.50
1:G:418:THR:CB	1:G:421:GLU:HG3	2.37	0.50
1:G:629:GLU:CB	1:G:645:SER:N	2.73	0.50
1:G:646:PHE:HE2	1:G:652:LEU:CG	2.24	0.50
1:G:762:HIS:CD2	1:G:762:HIS:N	2.78	0.50
1:J:547:ASP:O	1:J:550:PHE:HB3	2.12	0.50
1:J:642:LYS:CB	4:W:24:ASP:O	2.60	0.50
1:M:546:THR:CG2	1:M:548:THR:HB	2.41	0.50
1:M:556:ASP:HB3	4:2:41:GLN:NE2	2.27	0.50
1:M:559:LEU:HD23	1:M:559:LEU:C	2.31	0.50
1:M:733:PRO:CA	1:M:737:PHE:CE1	2.94	0.50
1:M:759:ALA:O	1:M:766:PHE:N	2.32	0.50
1:M:829:TRP:HZ3	2:N:84:PHE:CE2	2.29	0.50
1:M:831:TRP:CZ3	2:N:34:ILE:HD13	2.37	0.50
1:P:819:ASN:HD21	2:Q:92:ASP:CB	2.13	0.50
4:1:110:LEU:HB3	4:2:195:GLU:CG	2.42	0.50
4:W:285:CYS:O	4:Y:202:THR:HG22	2.11	0.50
1:A:530:MET:HG2	4:8:354:GLN:HB2	0.57	0.50
1:A:629:GLU:CA	1:A:643:GLY:C	2.73	0.50
1:A:642:LYS:CG	4:8:22:ALA:HA	2.38	0.50
1:A:707:CYS:CA	1:A:714:ARG:HH22	2.23	0.50
1:D:154:HIS:CD2	1:D:155:ILE:H	2.30	0.50

Continued on next page...

Continued from previous page...

Atom-1	Atom-2	Interatomic distance (Å)	Clash overlap (Å)
1:D:346:ASP:O	1:D:349:THR:HB	2.11	0.50
1:D:470:PHE:O	1:D:473:ASN:ND2	2.40	0.50
1:D:471:ASP:HB3	1:D:573:GLY:O	2.12	0.50
1:D:547:ASP:O	1:D:550:PHE:HB3	2.12	0.50
1:D:831:TRP:CZ2	2:E:47:LEU:HB3	2.38	0.50
1:G:470:PHE:O	1:G:473:ASN:ND2	2.40	0.50
1:G:559:LEU:HD23	1:G:559:LEU:C	2.31	0.50
1:G:592:ILE:HG22	1:G:592:ILE:O	2.11	0.50
1:G:715:VAL:O	1:G:764:MLY:HB3	2.12	0.50
1:G:817:GLN:NE2	2:H:128:PHE:CD1	2.78	0.50
1:G:817:GLN:CB	2:H:127:ARG:CD	2.89	0.50
1:J:411:GLU:H	4:W:333:PRO:CG	2.24	0.50
1:J:418:THR:O	1:J:422:VAL:HG23	2.11	0.50
1:J:733:PRO:CA	1:J:737:PHE:CE1	2.95	0.50
1:J:757:GLN:HA	1:J:776:GLU:CG	2.38	0.50
1:J:796:GLY:N	3:L:35:ARG:NE	2.60	0.50
1:J:836:PHE:CE1	2:K:160:GLY:N	2.71	0.50
1:M:218:LEU:N	1:M:221:GLN:CG	2.74	0.50
1:M:291:ILE:HA	1:M:331:LEU:CD1	2.39	0.50
2:N:149:ASP:CG	2:N:150:TYR:N	2.49	0.50
1:P:128:PRO:O	1:P:683:PRO:HB3	2.12	0.50
1:P:154:HIS:CD2	1:P:155:ILE:H	2.30	0.50
1:P:725:ARG:NE	1:P:733:PRO:CB	1.95	0.50
4:1:245:GLY:H	4:Y:291:LYS:CB	2.22	0.50
4:7:70:PRO:HG3	4:7:81:ASP:HB3	1.94	0.50
4:8:70:PRO:HG3	4:8:81:ASP:HB3	1.94	0.50
1:A:128:PRO:O	1:A:683:PRO:HB3	2.12	0.49
1:A:502:GLU:HA	1:A:761:GLY:C	2.31	0.49
1:A:601:ASP:N	1:A:602:PRO:CD	2.75	0.49
1:A:823:PHE:HE1	2:B:160:GLY:C	2.16	0.49
2:B:140:PHE:HB3	2:B:144:VAL:HG12	1.94	0.49
1:D:217:THR:C	1:D:221:GLN:NE2	2.62	0.49
1:G:168:THR:HG22	1:G:169:ASP:OD1	2.12	0.49
1:G:291:ILE:HA	1:G:331:LEU:CD1	2.40	0.49
1:G:546:THR:CG2	1:G:548:THR:HB	2.41	0.49
1:G:732:ILE:O	1:G:736:GLN:HG3	2.12	0.49
1:G:817:GLN:HB3	2:H:127:ARG:HH11	1.77	0.49
1:J:128:PRO:O	1:J:683:PRO:HB3	2.12	0.49
1:J:409:GLY:N	1:J:636:LYS:CD	2.70	0.49
1:J:649:VAL:HA	1:J:649:VAL:HG23	1.83	0.49
1:J:715:VAL:O	1:J:764:MLY:HB3	2.12	0.49

Continued on next page...

Continued from previous page...

Atom-1	Atom-2	Interatomic distance (Å)	Clash overlap (Å)
1:J:715:VAL:HG12	1:J:716:LEU:O	2.12	0.49
1:M:97:LEU:HD13	1:M:97:LEU:N	2.27	0.49
1:M:169:ASP:N	1:M:169:ASP:OD1	2.44	0.49
1:M:631:GLU:C	4:Z:25:ASP:HB2	2.32	0.49
1:M:642:LYS:HA	4:Z:22:ALA:C	2.33	0.49
1:M:839:MLY:HH13	2:N:159:HIS:HD2	1.76	0.49
1:P:168:THR:HG22	1:P:169:ASP:OD1	2.12	0.49
1:P:346:ASP:O	1:P:349:THR:HB	2.11	0.49
1:A:168:THR:HG22	1:A:169:ASP:OD1	2.12	0.49
1:D:675:ILE:CG2	1:D:676:ILE:N	2.74	0.49
1:D:797:PHE:HD1	3:F:146:ILE:O	1.95	0.49
2:E:121:LEU:CA	2:E:128:PHE:CG	2.89	0.49
1:G:687:GLU:O	1:G:691:VAL:HG23	2.11	0.49
1:J:471:ASP:HB3	1:J:573:GLY:O	2.12	0.49
1:M:192:VAL:O	1:M:195:TYR:HB3	2.13	0.49
1:M:202:SER:HB2	1:M:207:LYS:NZ	2.26	0.49
1:M:267:THR:HG21	1:M:438:PHE:HE2	1.76	0.49
1:M:544:LYS:O	4:2:45:VAL:HG13	0.72	0.49
1:P:715:VAL:HG12	1:P:716:LEU:O	2.12	0.49
1:P:715:VAL:O	1:P:764:MLY:HB3	2.12	0.49
1:P:767:PHE:CD1	1:P:771:LEU:HD23	2.47	0.49
4:2:287:ILE:HD13	4:4:203:THR:CA	2.41	0.49
4:4:70:PRO:HG3	4:4:81:ASP:HB3	1.94	0.49
4:X:318:THR:HA	4:X:327:ILE:HG12	1.95	0.49
4:Z:318:THR:HA	4:Z:327:ILE:HG12	1.95	0.49
1:A:251:ARG:O	1:A:263:ALA:HA	2.12	0.49
1:A:739:ASP:OD1	1:A:740:SER:N	2.45	0.49
1:D:51:THR:C	1:D:62:VAL:HG13	2.32	0.49
1:D:291:ILE:HA	1:D:331:LEU:CD1	2.39	0.49
1:D:295:MLY:HG3	1:D:332:MET:HE2	1.91	0.49
1:D:725:ARG:NE	1:D:733:PRO:CB	1.95	0.49
1:D:739:ASP:OD1	1:D:740:SER:N	2.45	0.49
1:D:839:MLY:HB2	1:D:840:PRO:HD3	1.94	0.49
1:G:97:LEU:HD13	1:G:97:LEU:N	2.28	0.49
1:G:154:HIS:CD2	1:G:155:ILE:H	2.30	0.49
1:G:292:MET:HE1	1:G:309:PRO:HD3	1.94	0.49
1:G:543:PRO:CD	4:V:146:GLY:O	2.61	0.49
1:G:640:LYS:C	4:V:23:GLY:CA	2.64	0.49
2:H:140:PHE:HB3	2:H:144:VAL:HG12	1.95	0.49
1:J:346:ASP:O	1:J:349:THR:HB	2.11	0.49
1:J:543:PRO:CD	4:W:146:GLY:O	2.61	0.49

Continued on next page...

Continued from previous page...

Atom-1	Atom-2	Interatomic distance (Å)	Clash overlap (Å)
1:J:739:ASP:OD1	1:J:740:SER:N	2.45	0.49
1:J:819:ASN:OD1	2:K:90:GLY:O	2.30	0.49
2:K:117:LEU:CG	2:K:147:ASN:OD1	2.52	0.49
1:M:400:ALA:HB1	1:M:606:THR:HG22	1.93	0.49
1:M:629:GLU:CA	1:M:643:GLY:C	2.73	0.49
1:M:715:VAL:O	1:M:764:MLY:HB3	2.12	0.49
1:M:804:ARG:HA	1:M:807:VAL:HB	1.93	0.49
1:M:817:GLN:HG2	2:N:127:ARG:CG	2.40	0.49
1:P:538:GLU:OE1	4:1:351:THR:HB	2.12	0.49
1:P:543:PRO:CD	4:1:146:GLY:O	2.61	0.49
1:P:642:LYS:CB	4:1:24:ASP:O	2.60	0.49
1:P:687:GLU:O	1:P:691:VAL:HG23	2.11	0.49
1:P:732:ILE:O	1:P:736:GLN:HG3	2.12	0.49
1:P:821:ARG:HH12	2:Q:127:ARG:CZ	2.25	0.49
2:Q:93:PRO:O	2:Q:97:ILE:HG13	2.12	0.49
4:1:318:THR:HA	4:1:327:ILE:HG12	1.95	0.49
4:3:318:THR:HA	4:3:327:ILE:HG12	1.94	0.49
4:6:70:PRO:HG3	4:6:81:ASP:HB3	1.94	0.49
4:8:318:THR:HA	4:8:327:ILE:HG12	1.95	0.49
4:9:70:PRO:HG3	4:9:81:ASP:HB3	1.94	0.49
1:A:176:LEU:N	1:A:176:LEU:CD1	2.75	0.49
1:A:410:ASN:HD22	4:8:336:LYS:HE2	1.78	0.49
1:A:538:GLU:OE1	4:8:351:THR:HB	2.12	0.49
1:A:553:MLY:HG3	4:V:44:MET:O	2.07	0.49
2:B:121:LEU:CA	2:B:128:PHE:CG	2.89	0.49
1:D:128:PRO:O	1:D:683:PRO:HB3	2.12	0.49
2:E:140:PHE:HB3	2:E:144:VAL:HG12	1.94	0.49
1:G:20:SER:HB3	1:G:23:GLU:OE1	2.13	0.49
1:G:429:LEU:O	1:G:433:VAL:HG23	2.12	0.49
1:G:715:VAL:HG12	1:G:716:LEU:O	2.12	0.49
1:J:192:VAL:O	1:J:195:TYR:HB3	2.13	0.49
1:J:251:ARG:O	1:J:263:ALA:HA	2.12	0.49
1:J:470:PHE:O	1:J:473:ASN:ND2	2.40	0.49
1:J:538:GLU:OE1	4:W:351:THR:HB	2.12	0.49
1:J:642:LYS:HA	4:W:22:ALA:C	2.33	0.49
1:J:839:MLY:N	1:J:840:PRO:CD	2.75	0.49
2:K:140:PHE:HB3	2:K:144:VAL:HG12	1.94	0.49
1:M:103:LEU:HD12	1:M:103:LEU:C	2.33	0.49
1:M:732:ILE:O	1:M:736:GLN:HG3	2.11	0.49
1:M:795:ARG:CD	3:O:118:MET:HE1	2.42	0.49
1:M:839:MLY:N	1:M:840:PRO:CD	2.75	0.49

Continued on next page...

Continued from previous page...

Atom-1	Atom-2	Interatomic distance (Å)	Clash overlap (Å)
2:N:114:LYS:HG3	2:N:137:TRP:CZ2	2.48	0.49
1:P:192:VAL:O	1:P:195:TYR:HB3	2.13	0.49
1:P:290:GLN:HG2	1:P:331:LEU:CA	2.43	0.49
1:P:739:ASP:OD1	1:P:740:SER:N	2.45	0.49
1:P:797:PHE:CE1	3:R:149:VAL:HG12	2.48	0.49
1:P:836:PHE:CD2	2:Q:160:GLY:N	2.78	0.49
1:P:839:MLY:HB2	1:P:840:PRO:HD3	1.94	0.49
4:2:318:THR:HA	4:2:327:ILE:HG12	1.95	0.49
4:4:287:ILE:CB	4:6:204:ALA:H	2.24	0.49
4:9:318:THR:HA	4:9:327:ILE:HG12	1.95	0.49
4:V:318:THR:HA	4:V:327:ILE:HG12	1.95	0.49
4:W:70:PRO:HG3	4:W:81:ASP:HB3	1.94	0.49
1:A:64:THR:CG2	1:A:65:GLU:N	2.76	0.49
1:A:543:PRO:CD	4:8:146:GLY:O	2.61	0.49
1:A:592:ILE:O	1:A:592:ILE:HG22	2.11	0.49
1:A:595:TRP:N	1:A:595:TRP:CD1	2.80	0.49
1:A:732:ILE:O	1:A:736:GLN:HG3	2.12	0.49
1:A:791:GLN:NE2	3:C:115:GLY:CA	2.53	0.49
1:A:798:LEU:HD21	3:C:126:LEU:CD1	2.35	0.49
2:B:114:LYS:HG3	2:B:137:TRP:CZ2	2.48	0.49
1:D:22:LYS:O	1:D:26:GLU:N	2.29	0.49
1:D:218:LEU:CD2	1:D:222:ILE:CG1	2.86	0.49
1:D:251:ARG:O	1:D:263:ALA:HA	2.12	0.49
1:D:290:GLN:HG2	1:D:331:LEU:CA	2.43	0.49
1:D:409:GLY:N	1:D:636:LYS:CD	2.71	0.49
1:D:543:PRO:CD	4:9:146:GLY:O	2.61	0.49
1:D:715:VAL:HG12	1:D:716:LEU:O	2.12	0.49
1:G:169:ASP:OD1	1:G:169:ASP:N	2.44	0.49
1:G:192:VAL:O	1:G:195:TYR:HB3	2.13	0.49
1:G:310:TYR:CE2	1:G:320:ILE:CD1	2.94	0.49
1:G:742:LYS:O	1:G:745:GLU:HB2	2.10	0.49
1:G:792:ALA:N	3:I:42:THR:HG22	2.26	0.49
1:G:839:MLY:N	1:G:840:PRO:CD	2.75	0.49
1:J:168:THR:HG22	1:J:169:ASP:OD1	2.12	0.49
1:J:202:SER:HA	1:J:207:LYS:NZ	2.22	0.49
1:J:595:TRP:N	1:J:595:TRP:CD1	2.80	0.49
1:J:795:ARG:HE	3:L:116:GLU:CD	2.11	0.49
1:M:346:ASP:O	1:M:349:THR:HB	2.12	0.49
1:M:592:ILE:HG22	1:M:592:ILE:O	2.11	0.49
1:M:632:GLY:HA3	1:M:643:GLY:N	2.17	0.49
1:M:799:MET:SD	3:O:32:ASP:OD2	2.70	0.49

Continued on next page...

Continued from previous page...

Atom-1	Atom-2	Interatomic distance (Å)	Clash overlap (Å)
1:P:508:ILE:HD11	1:P:766:PHE:CB	2.42	0.49
1:P:547:ASP:O	1:P:550:PHE:HB3	2.12	0.49
1:P:595:TRP:CD1	1:P:595:TRP:N	2.80	0.49
1:P:836:PHE:CE1	2:Q:159:HIS:C	2.86	0.49
4:1:202:THR:OG1	4:Y:286:ASP:C	2.47	0.49
4:5:318:THR:HA	4:5:327:ILE:HG12	1.95	0.49
4:6:318:THR:HA	4:6:327:ILE:HG12	1.94	0.49
4:V:70:PRO:HG3	4:V:81:ASP:HB3	1.94	0.49
4:W:318:THR:HA	4:W:327:ILE:HG12	1.95	0.49
4:Y:70:PRO:HG3	4:Y:81:ASP:HB3	1.94	0.49
1:A:169:ASP:OD1	1:A:169:ASP:N	2.44	0.49
1:A:470:PHE:O	1:A:473:ASN:ND2	2.40	0.49
1:A:707:CYS:C	1:A:714:ARG:HH22	2.04	0.49
2:B:117:LEU:CG	2:B:147:ASN:OD1	2.52	0.49
1:D:642:LYS:HA	4:9:22:ALA:C	2.33	0.49
1:G:128:PRO:O	1:G:683:PRO:HB3	2.12	0.49
1:G:218:LEU:HD22	1:G:222:ILE:HG13	1.95	0.49
1:G:267:THR:HG21	1:G:438:PHE:HE2	1.76	0.49
1:G:471:ASP:HB3	1:G:573:GLY:O	2.12	0.49
1:G:755:HIS:CG	1:G:779:ARG:NH1	2.71	0.49
1:J:642:LYS:HG2	4:W:21:PHE:C	2.29	0.49
1:J:739:ASP:CB	1:J:742:LYS:CB	2.81	0.49
1:M:538:GLU:OE1	4:Z:351:THR:HB	2.12	0.49
1:M:715:VAL:HG12	1:M:716:LEU:O	2.12	0.49
1:M:836:PHE:CD2	2:N:160:GLY:HA3	2.47	0.49
2:N:93:PRO:O	2:N:97:ILE:HG13	2.13	0.49
2:N:112:ILE:HG23	2:N:147:ASN:HB3	1.93	0.49
1:P:251:ARG:O	1:P:263:ALA:HA	2.12	0.49
1:P:471:ASP:HB3	1:P:573:GLY:O	2.12	0.49
1:P:601:ASP:N	1:P:602:PRO:CD	2.75	0.49
4:6:253:GLU:HA	4:6:256:ARG:CG	2.42	0.49
4:7:318:THR:HA	4:7:327:ILE:HG12	1.95	0.49
4:8:288:ASP:CA	4:V:204:ALA:HB2	2.32	0.49
4:Y:318:THR:HA	4:Y:327:ILE:HG12	1.95	0.49
1:A:85:TYR:HH	1:A:772:LEU:CD2	1.91	0.49
1:A:310:TYR:CE2	1:A:320:ILE:CD1	2.95	0.49
1:A:797:PHE:CD1	3:C:149:VAL:CG1	2.96	0.49
1:A:839:MLY:N	1:A:840:PRO:CD	2.75	0.49
1:D:97:LEU:HD13	1:D:97:LEU:N	2.27	0.49
1:G:547:ASP:O	1:G:550:PHE:HB3	2.13	0.49
1:G:642:LYS:HA	4:V:22:ALA:C	2.33	0.49

Continued on next page...

Continued from previous page...

Atom-1	Atom-2	Interatomic distance (Å)	Clash overlap (Å)
1:G:829:TRP:CZ3	2:H:84:PHE:CD1	3.00	0.49
1:J:20:SER:HB3	1:J:23:GLU:OE1	2.13	0.49
1:J:97:LEU:HD13	1:J:97:LEU:N	2.28	0.49
1:J:756:THR:O	1:J:758:TYR:N	2.46	0.49
1:M:530:MET:CE	4:Z:354:GLN:HG3	2.35	0.49
1:M:601:ASP:N	1:M:602:PRO:CD	2.75	0.49
1:P:817:GLN:HG2	2:Q:127:ARG:CG	2.42	0.49
2:Q:121:LEU:HA	2:Q:128:PHE:CD2	2.46	0.49
2:Q:140:PHE:HB3	2:Q:144:VAL:HG12	1.94	0.49
4:1:244:ASP:HB2	4:Y:291:LYS:C	2.32	0.49
4:2:202:THR:OG1	4:Z:287:ILE:HG23	2.08	0.49
4:4:124:PHE:CZ	4:4:132:MET:HG3	2.48	0.49
1:A:20:SER:HB3	1:A:23:GLU:OE1	2.13	0.49
1:A:715:VAL:HG12	1:A:716:LEU:O	2.13	0.49
1:A:715:VAL:O	1:A:764:MLY:HB3	2.12	0.49
1:A:725:ARG:NE	1:A:733:PRO:CB	1.95	0.49
1:A:799:MET:HE3	3:C:32:ASP:HB3	1.82	0.49
1:D:173:GLN:OE1	1:D:668:HIS:HB3	2.13	0.49
1:D:192:VAL:O	1:D:195:TYR:HB3	2.13	0.49
1:D:530:MET:HA	4:9:354:GLN:CD	2.11	0.49
2:E:117:LEU:HG	2:E:147:ASN:HB3	1.93	0.49
1:G:173:GLN:OE1	1:G:668:HIS:HB3	2.13	0.49
1:G:601:ASP:N	1:G:602:PRO:CD	2.75	0.49
1:G:756:THR:O	1:G:758:TYR:N	2.45	0.49
2:H:114:LYS:HG3	2:H:137:TRP:CZ2	2.48	0.49
1:J:51:THR:C	1:J:62:VAL:HG13	2.33	0.49
1:J:499:GLU:OE1	1:J:499:GLU:HA	2.13	0.49
1:J:646:PHE:CE2	1:J:652:LEU:CD2	2.87	0.49
1:J:720:PHE:CD2	1:J:744:SER:HB3	2.48	0.49
2:K:117:LEU:HG	2:K:147:ASN:HB3	1.93	0.49
2:K:121:LEU:HA	2:K:128:PHE:CD2	2.47	0.49
1:M:168:THR:HG22	1:M:169:ASP:OD1	2.12	0.49
1:M:173:GLN:OE1	1:M:668:HIS:HB3	2.13	0.49
1:M:405:ARG:HB2	1:M:414:THR:OG1	2.13	0.49
1:M:547:ASP:O	1:M:550:PHE:HB3	2.13	0.49
1:M:739:ASP:OD1	1:M:740:SER:N	2.46	0.49
1:P:95:THR:OG1	1:P:773:GLY:N	2.46	0.49
1:P:202:SER:HA	1:P:207:LYS:NZ	2.22	0.49
1:P:332:MET:O	1:P:336:SER:OG	2.27	0.49
1:P:726:VAL:CA	3:R:85:GLU:CD	2.75	0.49
4:4:287:ILE:HG21	4:6:204:ALA:N	2.28	0.49

Continued on next page...

Continued from previous page...

Atom-1	Atom-2	Interatomic distance (Å)	Clash overlap (Å)
4:9:253:GLU:HA	4:9:256:ARG:CG	2.42	0.49
1:A:267:THR:HG21	1:A:438:PHE:HE2	1.76	0.49
1:A:290:GLN:HG2	1:A:331:LEU:CA	2.43	0.49
1:A:405:ARG:HB2	1:A:414:THR:OG1	2.13	0.49
1:A:505:MLY:N	1:A:762:HIS:CD2	2.81	0.49
1:A:720:PHE:CD2	1:A:744:SER:HB3	2.48	0.49
2:E:93:PRO:O	2:E:97:ILE:HG13	2.13	0.49
1:G:312:TYR:N	1:G:312:TYR:CD1	2.81	0.49
1:G:739:ASP:OD1	1:G:740:SER:N	2.46	0.49
1:J:601:ASP:N	1:J:602:PRO:CD	2.75	0.49
2:K:93:PRO:O	2:K:97:ILE:HG13	2.12	0.49
2:K:114:LYS:HG3	2:K:137:TRP:CZ2	2.48	0.49
1:M:251:ARG:HB2	1:M:264:ASP:HB3	1.95	0.49
1:M:290:GLN:HG2	1:M:331:LEU:CA	2.43	0.49
1:M:314:TYR:CZ	1:M:362:GLY:HA2	2.48	0.49
1:M:408:VAL:CG1	4:Z:332:PRO:HB3	2.41	0.49
1:M:538:GLU:HA	4:Z:351:THR:H	1.77	0.49
1:M:756:THR:O	1:M:758:TYR:N	2.46	0.49
1:P:538:GLU:HA	4:1:351:THR:H	1.77	0.49
1:P:800:ARG:HD2	3:R:149:VAL:C	2.33	0.49
2:Q:128:PHE:O	2:Q:133:ILE:HD11	2.13	0.49
4:2:70:PRO:HG3	4:2:81:ASP:HB3	1.94	0.49
4:3:70:PRO:HG3	4:3:81:ASP:HB3	1.94	0.49
4:5:198:TYR:CZ	4:5:248:ILE:HG13	2.48	0.49
4:6:213:LYS:O	4:6:217:CYS:HB2	2.13	0.49
4:8:198:TYR:CZ	4:8:248:ILE:HG13	2.48	0.49
4:V:124:PHE:CZ	4:V:132:MET:HG3	2.48	0.49
4:V:198:TYR:CZ	4:V:248:ILE:HG13	2.48	0.49
4:X:124:PHE:CZ	4:X:132:MET:HG3	2.48	0.49
1:A:762:HIS:CD2	1:A:762:HIS:N	2.78	0.49
1:A:836:PHE:CD2	2:B:161:GLU:HG2	2.48	0.49
1:A:839:MLY:HB2	1:A:840:PRO:HD3	1.94	0.49
2:B:93:PRO:O	2:B:97:ILE:HG13	2.13	0.49
1:D:507:GLY:O	1:D:762:HIS:CD2	2.66	0.49
1:G:405:ARG:HB2	1:G:414:THR:OG1	2.13	0.49
1:G:835:PHE:CD1	2:H:30:ALA:HB2	2.48	0.49
1:M:803:TYR:O	1:M:807:VAL:HG23	2.12	0.49
1:P:41:VAL:CG1	1:P:42:HIS:N	2.76	0.49
1:P:103:LEU:C	1:P:103:LEU:HD12	2.33	0.49
1:P:310:TYR:CE2	1:P:320:ILE:CD1	2.94	0.49
1:P:813:ILE:CG2	2:Q:128:PHE:HE1	2.26	0.49

Continued on next page...

Continued from previous page...

Atom-1	Atom-2	Interatomic distance (Å)	Clash overlap (Å)
1:P:839:MLY:N	1:P:840:PRO:CD	2.75	0.49
4:1:70:PRO:HG3	4:1:81:ASP:HB3	1.94	0.49
4:1:244:ASP:CB	4:Y:292:ASP:N	2.76	0.49
4:3:198:TYR:CZ	4:3:248:ILE:HG13	2.48	0.49
4:5:70:PRO:HG3	4:5:81:ASP:HB3	1.94	0.49
4:5:124:PHE:CZ	4:5:132:MET:HG3	2.48	0.49
4:Y:299:MET:HE2	4:Y:331:ALA:HB2	1.94	0.49
3:C:50:LEU:O	3:C:55:LYS:HB2	2.13	0.48
1:D:168:THR:HG22	1:D:169:ASP:OD1	2.12	0.48
1:D:310:TYR:CE2	1:D:320:ILE:CD1	2.94	0.48
1:D:538:GLU:OE1	4:9:351:THR:HB	2.12	0.48
2:E:114:LYS:HG3	2:E:137:TRP:CZ2	2.48	0.48
1:G:404:PRO:HD2	1:G:415:MLY:O	2.13	0.48
1:G:503:TYR:CZ	1:G:711:PHE:HE2	2.24	0.48
1:G:553:MLY:O	4:X:46:GLY:HA3	2.12	0.48
1:G:736:GLN:HA	1:G:743:ALA:HB1	1.27	0.48
2:K:128:PHE:O	2:K:133:ILE:HD11	2.13	0.48
1:M:51:THR:C	1:M:62:VAL:HG13	2.32	0.48
1:M:642:LYS:CB	4:Z:24:ASP:O	2.60	0.48
1:P:20:SER:HB3	1:P:23:GLU:OE1	2.13	0.48
1:P:51:THR:C	1:P:62:VAL:HG13	2.32	0.48
1:P:237:THR:HG22	1:P:238:VAL:N	2.28	0.48
1:P:292:MET:CE	1:P:309:PRO:HA	2.39	0.48
1:P:709:LYS:O	1:P:768:MLY:NZ	2.46	0.48
1:P:795:ARG:HB3	3:R:35:ARG:HH22	1.71	0.48
2:Q:114:LYS:HG3	2:Q:137:TRP:CZ2	2.48	0.48
4:2:287:ILE:CA	4:4:202:THR:HB	2.35	0.48
4:6:124:PHE:CZ	4:6:132:MET:HG3	2.48	0.48
4:Y:124:PHE:CZ	4:Y:132:MET:HG3	2.48	0.48
1:A:41:VAL:CG1	1:A:42:HIS:N	2.76	0.48
1:A:92:ALA:O	1:A:713:SER:CA	2.51	0.48
1:A:103:LEU:C	1:A:103:LEU:HD12	2.33	0.48
1:A:538:GLU:HA	4:8:351:THR:H	1.78	0.48
1:A:756:THR:O	1:A:758:TYR:N	2.46	0.48
1:D:103:LEU:C	1:D:103:LEU:HD12	2.33	0.48
1:D:248:MLY:HE2	1:D:250:ILE:HD11	1.95	0.48
1:G:214:MET:HA	1:G:340:ILE:CD1	2.41	0.48
1:G:237:THR:HG22	1:G:238:VAL:N	2.28	0.48
1:G:817:GLN:CD	2:H:127:ARG:CG	2.82	0.48
2:H:93:PRO:O	2:H:97:ILE:HG13	2.13	0.48
1:J:793:ARG:HA	3:L:40:ASN:HB3	1.95	0.48

Continued on next page...

Continued from previous page...

Atom-1	Atom-2	Interatomic distance (Å)	Clash overlap (Å)
1:J:829:TRP:HH2	2:K:83:MET:HE3	1.78	0.48
2:K:114:LYS:N	2:K:146:GLY:O	2.40	0.48
1:M:64:THR:CG2	1:M:65:GLU:N	2.75	0.48
1:M:796:GLY:HA2	3:O:35:ARG:CG	2.42	0.48
1:M:821:ARG:NH1	2:N:127:ARG:NE	2.60	0.48
2:N:128:PHE:O	2:N:133:ILE:HD11	2.13	0.48
2:N:137:TRP:CA	2:N:145:ALA:CB	2.82	0.48
3:O:50:LEU:O	3:O:55:LYS:HB2	2.13	0.48
1:P:218:LEU:CD2	1:P:222:ILE:CG1	2.86	0.48
1:P:756:THR:O	1:P:758:TYR:N	2.46	0.48
1:P:793:ARG:NH1	3:R:40:ASN:ND2	2.58	0.48
3:R:50:LEU:O	3:R:55:LYS:HB2	2.13	0.48
4:2:213:LYS:O	4:2:217:CYS:HB2	2.13	0.48
4:5:120:THR:HG21	4:5:370:VAL:HG11	1.95	0.48
4:7:124:PHE:CZ	4:7:132:MET:HG3	2.48	0.48
4:8:124:PHE:CZ	4:8:132:MET:HG3	2.48	0.48
4:9:213:LYS:O	4:9:217:CYS:HB2	2.13	0.48
4:X:70:PRO:HG3	4:X:81:ASP:HB3	1.94	0.48
1:A:173:GLN:OE1	1:A:668:HIS:HB3	2.13	0.48
1:A:547:ASP:O	1:A:550:PHE:HB3	2.12	0.48
1:A:799:MET:SD	3:C:32:ASP:CG	2.89	0.48
1:A:813:ILE:HG23	2:B:128:PHE:CE1	2.48	0.48
1:D:206:LYS:HD2	1:D:217:THR:CG2	2.17	0.48
1:D:237:THR:HG22	1:D:238:VAL:N	2.28	0.48
1:D:499:GLU:OE1	1:D:499:GLU:HA	2.13	0.48
1:D:642:LYS:HG2	4:9:21:PHE:C	2.30	0.48
1:D:732:ILE:H	1:D:733:PRO:CD	2.23	0.48
1:D:756:THR:O	1:D:758:TYR:N	2.45	0.48
1:G:251:ARG:HB2	1:G:264:ASP:HB3	1.95	0.48
1:G:553:MLY:HH12	4:X:45:VAL:CG1	2.29	0.48
1:G:720:PHE:CD2	1:G:744:SER:HB3	2.48	0.48
1:G:723:ARG:HH11	1:G:723:ARG:HG3	1.79	0.48
1:J:173:GLN:OE1	1:J:668:HIS:HB3	2.13	0.48
1:J:829:TRP:HZ3	2:K:84:PHE:CE1	2.27	0.48
1:M:418:THR:CB	1:M:421:GLU:HG3	2.37	0.48
2:N:121:LEU:CA	2:N:128:PHE:CG	2.89	0.48
1:P:85:TYR:CE2	1:P:776:GLU:HG3	2.49	0.48
4:1:198:TYR:CZ	4:1:248:ILE:HG13	2.48	0.48
4:2:148:THR:OG1	4:4:45:VAL:CG2	2.61	0.48
4:4:318:THR:HA	4:4:327:ILE:HG12	1.95	0.48
4:7:213:LYS:O	4:7:217:CYS:HB2	2.13	0.48

Continued on next page...

Continued from previous page...

Atom-1	Atom-2	Interatomic distance (Å)	Clash overlap (Å)
4:7:288:ASP:CA	4:9:204:ALA:HB2	2.31	0.48
4:W:124:PHE:CZ	4:W:132:MET:HG3	2.48	0.48
4:Y:198:TYR:CZ	4:Y:248:ILE:HG13	2.48	0.48
1:A:149:GLN:CG	1:A:716:LEU:HD23	2.41	0.48
1:A:154:HIS:CE1	1:A:156:PHE:CE2	3.02	0.48
1:A:192:VAL:O	1:A:195:TYR:HB3	2.13	0.48
1:A:314:TYR:CZ	1:A:362:GLY:HA2	2.48	0.48
1:A:707:CYS:SG	1:A:714:ARG:NH1	2.86	0.48
1:A:752:ASP:CB	1:A:782:MLY:HD3	2.43	0.48
2:B:121:LEU:HA	2:B:128:PHE:CD2	2.46	0.48
1:D:20:SER:HB3	1:D:23:GLU:OE1	2.13	0.48
1:D:553:MLY:CG	4:W:47:MET:N	2.54	0.48
1:D:839:MLY:N	1:D:840:PRO:CD	2.75	0.48
2:E:121:LEU:O	2:E:128:PHE:CG	2.61	0.48
2:E:130:PRO:O	2:E:131:GLU:C	2.52	0.48
2:E:163:ALA:O	2:K:21:GLU:CA	2.61	0.48
1:G:314:TYR:CZ	1:G:362:GLY:HA2	2.48	0.48
2:H:128:PHE:O	2:H:133:ILE:HD11	2.13	0.48
1:J:310:TYR:CE2	1:J:320:ILE:CD1	2.94	0.48
1:J:405:ARG:HB2	1:J:414:THR:OG1	2.13	0.48
1:J:689:GLU:O	1:J:689:GLU:HG2	2.14	0.48
2:K:130:PRO:O	2:K:131:GLU:C	2.52	0.48
1:M:502:GLU:CG	1:M:766:PHE:HZ	2.26	0.48
1:M:543:PRO:CD	4:Z:146:GLY:O	2.61	0.48
1:M:836:PHE:CD1	2:N:159:HIS:HA	2.29	0.48
1:P:64:THR:CG2	1:P:65:GLU:N	2.75	0.48
1:P:405:ARG:HB2	1:P:414:THR:OG1	2.13	0.48
1:P:642:LYS:HA	4:1:22:ALA:C	2.33	0.48
1:P:701:LEU:HD12	1:P:701:LEU:HA	1.55	0.48
1:P:726:VAL:HG11	3:R:86:ASP:OD2	2.13	0.48
1:P:831:TRP:CH2	2:Q:47:LEU:HD23	2.31	0.48
4:2:124:PHE:CZ	4:2:132:MET:HG3	2.48	0.48
4:2:198:TYR:CZ	4:2:248:ILE:HG13	2.48	0.48
4:3:213:LYS:O	4:3:217:CYS:HB2	2.14	0.48
4:3:287:ILE:HG13	4:5:202:THR:HG22	1.89	0.48
4:5:213:LYS:O	4:5:217:CYS:HB2	2.13	0.48
4:9:124:PHE:CZ	4:9:132:MET:HG3	2.48	0.48
4:W:213:LYS:O	4:W:217:CYS:HB2	2.13	0.48
4:X:198:TYR:CZ	4:X:248:ILE:HG13	2.48	0.48
4:Z:120:THR:HG21	4:Z:370:VAL:HG11	1.95	0.48
4:Z:198:TYR:CZ	4:Z:248:ILE:HG13	2.48	0.48

Continued on next page...

Continued from previous page...

Atom-1	Atom-2	Interatomic distance (Å)	Clash overlap (Å)
1:A:251:ARG:HB2	1:A:264:ASP:HB3	1.95	0.48
1:A:332:MET:O	1:A:336:SER:OG	2.27	0.48
1:A:404:PRO:HD2	1:A:415:MLY:O	2.13	0.48
1:A:550:PHE:CE2	1:A:592:ILE:CG2	2.97	0.48
1:D:64:THR:CG2	1:D:65:GLU:N	2.75	0.48
1:D:314:TYR:CZ	1:D:362:GLY:HA2	2.48	0.48
1:G:538:GLU:HA	4:V:351:THR:H	1.77	0.48
1:G:839:MLY:HB2	1:G:840:PRO:HD3	1.94	0.48
2:H:121:LEU:HA	2:H:128:PHE:CD2	2.47	0.48
1:J:237:THR:HG22	1:J:238:VAL:N	2.28	0.48
2:K:121:LEU:O	2:K:128:PHE:CG	2.61	0.48
1:M:404:PRO:HD2	1:M:415:MLY:O	2.13	0.48
1:M:595:TRP:N	1:M:595:TRP:CD1	2.80	0.48
1:M:739:ASP:CB	1:M:742:LYS:CB	2.81	0.48
1:P:314:TYR:CZ	1:P:362:GLY:HA2	2.48	0.48
1:P:689:GLU:O	1:P:689:GLU:HG2	2.14	0.48
2:Q:114:LYS:N	2:Q:146:GLY:O	2.40	0.48
4:1:213:LYS:O	4:1:217:CYS:HB2	2.13	0.48
4:6:120:THR:HG21	4:6:370:VAL:HG11	1.95	0.48
4:9:120:THR:HG21	4:9:370:VAL:HG11	1.95	0.48
4:W:198:TYR:CZ	4:W:248:ILE:HG13	2.48	0.48
4:Z:70:PRO:HG3	4:Z:81:ASP:HB3	1.94	0.48
1:A:505:MLY:CA	1:A:762:HIS:NE2	2.76	0.48
1:A:823:PHE:CD1	2:B:160:GLY:HA3	2.48	0.48
2:B:128:PHE:O	2:B:133:ILE:HD11	2.13	0.48
1:G:103:LEU:C	1:G:103:LEU:HD12	2.33	0.48
1:G:206:LYS:CE	1:G:217:THR:HG23	2.30	0.48
1:G:550:PHE:CE2	1:G:592:ILE:CG2	2.97	0.48
1:G:649:VAL:HA	1:G:649:VAL:HG23	1.83	0.48
1:G:675:ILE:CG2	1:G:676:ILE:N	2.74	0.48
1:G:732:ILE:HG23	1:G:747:LEU:HD12	0.94	0.48
1:J:290:GLN:HG2	1:J:331:LEU:CA	2.43	0.48
1:J:839:MLY:HB2	1:J:840:PRO:HD3	1.94	0.48
3:L:50:LEU:O	3:L:55:LYS:HB2	2.13	0.48
1:M:128:PRO:O	1:M:683:PRO:HB3	2.12	0.48
1:M:202:SER:HA	1:M:207:LYS:NZ	2.22	0.48
1:M:552:ASN:OD1	4:2:49:GLN:O	2.32	0.48
1:M:553:MLY:HG2	4:2:43:VAL:HG13	1.89	0.48
1:P:406:VAL:CG1	1:P:407:GLY:N	2.77	0.48
4:3:290:ARG:NH1	4:5:202:THR:CG2	2.75	0.48
4:3:322:PRO:C	4:5:244:ASP:HB2	2.33	0.48

Continued on next page...

Continued from previous page...

Atom-1	Atom-2	Interatomic distance (Å)	Clash overlap (Å)
4:6:198:TYR:CZ	4:6:248:ILE:HG13	2.48	0.48
4:7:120:THR:HG21	4:7:370:VAL:HG11	1.95	0.48
4:7:250:ILE:HG23	4:7:253:GLU:HG2	1.96	0.48
4:V:120:THR:HG21	4:V:370:VAL:HG11	1.95	0.48
4:V:213:LYS:O	4:V:217:CYS:HB2	2.14	0.48
4:X:213:LYS:O	4:X:217:CYS:HB2	2.13	0.48
4:Z:124:PHE:CZ	4:Z:132:MET:HG3	2.48	0.48
1:A:97:LEU:HD13	1:A:97:LEU:N	2.28	0.48
1:A:732:ILE:H	1:A:733:PRO:HD2	1.74	0.48
1:A:752:ASP:OD2	1:A:782:MLY:HG2	2.13	0.48
1:D:214:MET:C	1:D:340:ILE:CD1	2.82	0.48
1:D:251:ARG:HB2	1:D:264:ASP:HB3	1.95	0.48
1:D:312:TYR:N	1:D:312:TYR:CD1	2.80	0.48
1:G:154:HIS:CE1	1:G:156:PHE:CE2	3.02	0.48
1:G:251:ARG:O	1:G:263:ALA:HA	2.12	0.48
1:G:290:GLN:HG2	1:G:331:LEU:CA	2.43	0.48
1:G:410:ASN:HD22	4:V:336:LYS:HE2	1.79	0.48
1:G:642:LYS:CB	4:V:24:ASP:O	2.60	0.48
1:J:103:LEU:C	1:J:103:LEU:HD12	2.33	0.48
1:J:314:TYR:CZ	1:J:362:GLY:HA2	2.48	0.48
1:J:732:ILE:H	1:J:733:PRO:HD2	1.74	0.48
1:J:813:ILE:HG22	2:K:128:PHE:CE1	2.41	0.48
2:K:112:ILE:CG2	2:K:147:ASN:O	2.62	0.48
1:M:20:SER:HB3	1:M:23:GLU:OE1	2.13	0.48
1:P:173:GLN:OE1	1:P:668:HIS:HB3	2.13	0.48
1:P:617:MLY:O	1:P:620:ALA:HB3	2.14	0.48
1:P:640:LYS:HB3	1:P:645:SER:CB	2.42	0.48
4:8:120:THR:HG21	4:8:370:VAL:HG11	1.95	0.48
4:8:213:LYS:O	4:8:217:CYS:HB2	2.13	0.48
4:9:288:ASP:CA	4:W:204:ALA:HB2	2.31	0.48
4:Z:213:LYS:O	4:Z:217:CYS:HB2	2.13	0.48
1:A:218:LEU:HD22	1:A:222:ILE:HG13	1.95	0.48
1:A:506:GLU:OE1	1:A:761:GLY:N	2.47	0.48
1:A:617:MLY:O	1:A:620:ALA:HB3	2.14	0.48
1:A:817:GLN:CG	2:B:127:ARG:HB3	2.41	0.48
1:D:410:ASN:HD22	4:9:336:LYS:HE2	1.78	0.48
2:E:137:TRP:CZ3	2:E:145:ALA:N	2.81	0.48
1:G:64:THR:CG2	1:G:65:GLU:N	2.76	0.48
1:G:617:MLY:O	1:G:620:ALA:HB3	2.14	0.48
1:G:765:VAL:CG1	1:G:766:PHE:N	2.77	0.48
2:H:130:PRO:O	2:H:131:GLU:C	2.52	0.48

Continued on next page...

Continued from previous page...

Atom-1	Atom-2	Interatomic distance (Å)	Clash overlap (Å)
1:J:64:THR:CG2	1:J:65:GLU:N	2.75	0.48
1:J:617:MLY:O	1:J:620:ALA:HB3	2.14	0.48
1:M:312:TYR:N	1:M:312:TYR:CD1	2.81	0.48
1:M:550:PHE:CE2	1:M:592:ILE:CG2	2.97	0.48
1:M:786:ILE:C	1:M:787:ILE:CA	2.82	0.48
1:M:806:MET:CB	1:M:807:VAL:N	2.75	0.48
1:M:806:MET:O	1:M:810:ARG:N	2.47	0.48
1:P:10:PHE:CD2	1:P:17:LEU:HD23	2.49	0.48
1:P:248:MLY:HE2	1:P:250:ILE:HD11	1.95	0.48
1:P:410:ASN:HD22	4:1:336:LYS:HE2	1.78	0.48
1:P:602:PRO:O	1:P:603:LEU:HD12	2.14	0.48
1:P:632:GLY:HA3	1:P:643:GLY:N	2.17	0.48
1:P:798:LEU:HD12	3:R:126:LEU:HD21	1.94	0.48
4:3:124:PHE:CZ	4:3:132:MET:HG3	2.48	0.48
4:3:299:MET:HE2	4:3:331:ALA:HB2	1.95	0.48
4:V:250:ILE:HG23	4:V:253:GLU:HG2	1.96	0.48
1:A:136:ASN:O	1:A:139:VAL:N	2.47	0.48
1:A:292:MET:HE1	1:A:309:PRO:HD3	1.96	0.48
1:A:578:HIS:HB3	1:A:592:ILE:CD1	2.38	0.48
1:A:839:MLY:HH11	2:B:159:HIS:HD2	1.78	0.48
2:B:160:GLY:O	2:B:161:GLU:HG2	2.14	0.48
1:D:405:ARG:HB2	1:D:414:THR:OG1	2.13	0.48
1:D:406:VAL:CG1	1:D:407:GLY:N	2.77	0.48
1:D:546:THR:CG2	1:D:547:ASP:N	2.77	0.48
1:D:554:LEU:HD12	1:D:554:LEU:HA	1.77	0.48
1:D:733:PRO:O	1:D:737:PHE:CE1	2.54	0.48
1:D:838:ILE:C	1:D:840:PRO:HD2	2.34	0.48
1:G:84:MLY:HD2	1:G:724:TYR:OH	2.13	0.48
1:G:218:LEU:CD2	1:G:222:ILE:CG1	2.85	0.48
1:G:546:THR:CG2	1:G:547:ASP:N	2.77	0.48
1:J:292:MET:HE1	1:J:309:PRO:HD3	1.96	0.48
1:M:215:GLN:H	1:M:340:ILE:CD1	2.20	0.48
1:M:542:PHE:CD2	4:Z:143:TYR:CD1	3.02	0.48
1:M:546:THR:CG2	1:M:547:ASP:N	2.77	0.48
1:M:617:MLY:O	1:M:620:ALA:HB3	2.14	0.48
1:M:720:PHE:CD2	1:M:744:SER:HB3	2.48	0.48
1:M:765:VAL:CG1	1:M:766:PHE:N	2.77	0.48
1:P:206:LYS:HD2	1:P:217:THR:CG2	2.17	0.48
1:P:312:TYR:CD1	1:P:312:TYR:N	2.81	0.48
1:P:408:VAL:HG22	1:P:636:LYS:HG2	1.51	0.48
1:P:724:TYR:CZ	1:P:775:LEU:HD23	2.49	0.48

Continued on next page...

Continued from previous page...

Atom-1	Atom-2	Interatomic distance (Å)	Clash overlap (Å)
1:P:796:GLY:HA2	3:R:35:ARG:HG2	1.96	0.48
2:Q:130:PRO:O	2:Q:131:GLU:C	2.52	0.48
4:1:120:THR:HG21	4:1:370:VAL:HG11	1.95	0.48
4:4:198:TYR:CZ	4:4:248:ILE:HG13	2.48	0.48
4:8:250:ILE:HG23	4:8:253:GLU:HG2	1.96	0.48
4:9:299:MET:HE2	4:9:331:ALA:HB2	1.94	0.48
4:Y:213:LYS:O	4:Y:217:CYS:HB2	2.13	0.48
1:A:10:PHE:CD2	1:A:17:LEU:HD23	2.49	0.48
1:A:106:LEU:HD12	1:A:117:THR:HG21	1.96	0.48
1:A:202:SER:HA	1:A:207:LYS:NZ	2.22	0.48
1:A:553:MLY:CE	4:V:45:VAL:CA	2.49	0.48
1:A:797:PHE:CE1	3:C:146:ILE:CG2	2.96	0.48
1:D:106:LEU:HD12	1:D:117:THR:HG21	1.96	0.48
1:D:564:ASN:HD22	1:D:582:VAL:HB	1.79	0.48
2:E:112:ILE:CG2	2:E:147:ASN:O	2.62	0.48
1:G:817:GLN:NE2	2:H:127:ARG:CB	2.69	0.48
3:I:50:LEU:O	3:I:55:LYS:HB2	2.13	0.48
1:J:538:GLU:HA	4:W:351:THR:H	1.77	0.48
1:J:542:PHE:CD2	4:W:143:TYR:CD1	3.02	0.48
1:J:640:LYS:HB3	1:J:645:SER:CB	2.42	0.48
1:J:826:VAL:HG21	2:K:88:LEU:HD23	1.94	0.48
1:J:839:MLY:HH11	2:K:158:THR:HG22	1.96	0.48
1:M:10:PHE:CD2	1:M:17:LEU:HD23	2.49	0.48
1:M:237:THR:HG22	1:M:238:VAL:N	2.28	0.48
1:M:499:GLU:HA	1:M:499:GLU:OE1	2.13	0.48
1:M:839:MLY:HB2	1:M:840:PRO:HD3	1.94	0.48
1:P:720:PHE:CD2	1:P:744:SER:HB3	2.48	0.48
4:1:299:MET:HE2	4:1:331:ALA:HB2	1.95	0.48
4:4:250:ILE:HG23	4:4:253:GLU:HG2	1.96	0.48
4:5:250:ILE:HG23	4:5:253:GLU:HG2	1.96	0.48
4:9:250:ILE:HG23	4:9:253:GLU:HG2	1.96	0.48
4:W:120:THR:HG21	4:W:370:VAL:HG11	1.95	0.48
1:A:237:THR:HG22	1:A:238:VAL:N	2.28	0.47
1:A:406:VAL:CG1	1:A:407:GLY:N	2.77	0.47
1:A:689:GLU:O	1:A:689:GLU:HG2	2.14	0.47
1:A:723:ARG:HH11	1:A:723:ARG:HG3	1.79	0.47
1:A:800:ARG:O	3:C:149:VAL:HG21	2.06	0.47
1:A:813:ILE:HG21	2:B:127:ARG:HB2	1.95	0.47
1:A:831:TRP:CE3	2:B:34:ILE:HG12	2.46	0.47
1:D:202:SER:HA	1:D:207:LYS:NZ	2.23	0.47
1:D:542:PHE:CD2	4:9:143:TYR:CD1	3.02	0.47

Continued on next page...

Continued from previous page...

Atom-1	Atom-2	Interatomic distance (Å)	Clash overlap (Å)
1:D:783:LEU:HA	1:D:786:ILE:HB	1.96	0.47
1:D:831:TRP:CZ2	2:E:47:LEU:CG	2.96	0.47
2:E:160:GLY:O	2:E:161:GLU:HG2	2.14	0.47
3:F:50:LEU:O	3:F:55:LYS:HB2	2.13	0.47
1:J:218:LEU:HA	1:J:221:GLN:H	1.79	0.47
1:J:312:TYR:N	1:J:312:TYR:CD1	2.81	0.47
1:J:550:PHE:CE2	1:J:592:ILE:CG2	2.97	0.47
1:J:564:ASN:HD22	1:J:582:VAL:HB	1.79	0.47
1:J:710:GLY:C	1:J:772:LEU:CD2	2.83	0.47
1:M:106:LEU:HD12	1:M:117:THR:HG21	1.96	0.47
1:M:154:HIS:CE1	1:M:156:PHE:CE2	3.02	0.47
1:M:689:GLU:O	1:M:689:GLU:HG2	2.14	0.47
1:M:723:ARG:HH11	1:M:723:ARG:HG3	1.78	0.47
1:P:709:LYS:O	1:P:768:MLY:HH11	2.12	0.47
1:P:765:VAL:CG1	1:P:766:PHE:N	2.77	0.47
2:Q:121:LEU:O	2:Q:128:PHE:CG	2.61	0.47
4:1:124:PHE:CZ	4:1:132:MET:HG3	2.48	0.47
4:1:250:ILE:HG23	4:1:253:GLU:HG2	1.96	0.47
4:6:250:ILE:HG23	4:6:253:GLU:HG2	1.96	0.47
4:9:198:TYR:CZ	4:9:248:ILE:HG13	2.48	0.47
4:V:285:CYS:O	4:X:202:THR:CG2	2.62	0.47
4:X:250:ILE:HG23	4:X:253:GLU:HG2	1.96	0.47
1:A:51:THR:C	1:A:62:VAL:HG13	2.32	0.47
1:A:122:PHE:CE2	1:A:700:VAL:HA	2.49	0.47
1:A:312:TYR:N	1:A:312:TYR:CD1	2.81	0.47
1:A:408:VAL:HG22	1:A:636:LYS:HG2	1.51	0.47
1:A:602:PRO:O	1:A:603:LEU:HD12	2.14	0.47
2:B:121:LEU:O	2:B:128:PHE:CG	2.61	0.47
1:D:87:MLY:HH12	1:D:87:MLY:HD3	1.61	0.47
1:D:154:HIS:CE1	1:D:156:PHE:CE2	3.02	0.47
1:D:218:LEU:HA	1:D:221:GLN:H	1.79	0.47
1:D:640:LYS:HD2	1:D:646:PHE:O	2.14	0.47
1:D:720:PHE:CD2	1:D:744:SER:HB3	2.48	0.47
1:D:829:TRP:HE1	2:E:67:MET:HG2	1.79	0.47
1:G:10:PHE:CD2	1:G:17:LEU:HD23	2.49	0.47
1:G:406:VAL:CG1	1:G:407:GLY:N	2.77	0.47
1:G:578:HIS:HB3	1:G:592:ILE:CD1	2.38	0.47
1:G:689:GLU:O	1:G:689:GLU:HG2	2.14	0.47
2:H:139:ALA:C	2:H:141:PRO:HD3	2.33	0.47
1:J:214:MET:C	1:J:340:ILE:CD1	2.82	0.47
1:J:251:ARG:HB2	1:J:264:ASP:HB3	1.95	0.47

Continued on next page...

Continued from previous page...

Atom-1	Atom-2	Interatomic distance (Å)	Clash overlap (Å)
1:J:530:MET:HA	4:W:354:GLN:CD	2.11	0.47
1:J:602:PRO:O	1:J:603:LEU:HD12	2.14	0.47
1:J:838:ILE:C	1:J:840:PRO:HD2	2.35	0.47
1:M:640:LYS:HD2	1:M:646:PHE:O	2.15	0.47
1:P:122:PHE:CE2	1:P:700:VAL:HA	2.49	0.47
1:P:214:MET:C	1:P:340:ILE:CD1	2.82	0.47
1:P:251:ARG:HB2	1:P:264:ASP:HB3	1.95	0.47
1:P:436:MLY:HE3	1:P:626:TYR:HE1	1.77	0.47
2:Q:112:ILE:CG2	2:Q:147:ASN:O	2.62	0.47
4:2:250:ILE:HG23	4:2:253:GLU:HG2	1.96	0.47
4:3:253:GLU:HA	4:3:256:ARG:CG	2.42	0.47
4:4:213:LYS:O	4:4:217:CYS:HB2	2.13	0.47
4:W:299:MET:HE2	4:W:331:ALA:HB2	1.95	0.47
4:Y:120:THR:HG21	4:Y:370:VAL:HG11	1.95	0.47
4:Y:253:GLU:HA	4:Y:256:ARG:CG	2.42	0.47
1:A:501:GLU:O	1:A:762:HIS:CD2	2.66	0.47
1:A:546:THR:CG2	1:A:547:ASP:N	2.77	0.47
1:A:564:ASN:HD22	1:A:582:VAL:HB	1.79	0.47
1:A:642:LYS:HA	4:8:22:ALA:C	2.34	0.47
1:A:838:ILE:C	1:A:840:PRO:HD2	2.35	0.47
1:D:10:PHE:CD2	1:D:17:LEU:HD23	2.49	0.47
1:D:218:LEU:HD22	1:D:222:ILE:HG13	1.95	0.47
1:D:404:PRO:HD2	1:D:415:MLY:O	2.13	0.47
1:D:712:PRO:HB2	1:D:771:LEU:HD22	1.96	0.47
2:E:128:PHE:O	2:E:133:ILE:HD11	2.13	0.47
1:G:346:ASP:O	1:G:350:ALA:N	2.46	0.47
1:G:506:GLU:HG2	1:G:759:ALA:HB1	1.96	0.47
1:G:640:LYS:HD2	1:G:646:PHE:O	2.14	0.47
2:H:112:ILE:CG2	2:H:147:ASN:O	2.62	0.47
1:J:10:PHE:CD2	1:J:17:LEU:HD23	2.49	0.47
1:J:410:ASN:HD22	4:W:336:LYS:HE2	1.78	0.47
1:J:640:LYS:HD2	1:J:646:PHE:O	2.15	0.47
1:J:791:GLN:HB3	3:L:116:GLU:CD	2.35	0.47
1:M:214:MET:HA	1:M:340:ILE:CD1	2.41	0.47
1:M:218:LEU:HA	1:M:221:GLN:H	1.79	0.47
1:M:552:ASN:ND2	4:2:47:MET:CB	2.75	0.47
1:M:602:PRO:O	1:M:603:LEU:HD12	2.14	0.47
1:M:675:ILE:CG2	1:M:676:ILE:N	2.74	0.47
2:N:130:PRO:O	2:N:131:GLU:C	2.52	0.47
2:N:160:GLY:O	2:N:161:GLU:HG2	2.15	0.47
1:P:97:LEU:HD13	1:P:97:LEU:N	2.28	0.47

Continued on next page...

Continued from previous page...

Atom-1	Atom-2	Interatomic distance (Å)	Clash overlap (Å)
1:P:218:LEU:HA	1:P:221:GLN:H	1.80	0.47
1:P:550:PHE:CE2	1:P:592:ILE:CG2	2.97	0.47
1:P:554:LEU:HD12	1:P:554:LEU:HA	1.77	0.47
1:P:568:PRO:HD3	1:P:579:PHE:HA	1.96	0.47
3:R:53:PRO:O	3:R:55:LYS:HG3	2.15	0.47
4:2:120:THR:HG21	4:2:370:VAL:HG11	1.95	0.47
4:W:250:ILE:HG23	4:W:253:GLU:HG2	1.96	0.47
4:Z:250:ILE:HG23	4:Z:253:GLU:HG2	1.96	0.47
4:Z:253:GLU:HA	4:Z:256:ARG:CG	2.42	0.47
1:A:134:VAL:C	1:A:136:ASN:H	2.16	0.47
1:A:206:LYS:CE	1:A:217:THR:HG23	2.29	0.47
1:A:248:MLY:HE2	1:A:250:ILE:HD11	1.95	0.47
1:A:629:GLU:CB	1:A:645:SER:N	2.74	0.47
1:A:707:CYS:HA	1:A:714:ARG:HH22	1.73	0.47
1:G:499:GLU:OE1	1:G:499:GLU:HA	2.13	0.47
1:J:629:GLU:CA	1:J:643:GLY:C	2.73	0.47
1:M:97:LEU:HD12	1:M:97:LEU:HA	1.67	0.47
1:M:724:TYR:HD1	1:M:727:LEU:CD1	2.27	0.47
1:M:793:ARG:O	1:M:797:PHE:N	2.39	0.47
1:M:838:ILE:C	1:M:840:PRO:HD2	2.34	0.47
1:P:499:GLU:OE1	1:P:499:GLU:HA	2.13	0.47
1:P:530:MET:HE3	4:1:355:MET:SD	2.54	0.47
1:P:732:ILE:HG23	1:P:747:LEU:HD12	0.95	0.47
2:Q:137:TRP:CZ3	2:Q:145:ALA:N	2.81	0.47
4:3:250:ILE:HG23	4:3:253:GLU:HG2	1.96	0.47
4:4:120:THR:HG21	4:4:370:VAL:HG11	1.95	0.47
4:7:198:TYR:CZ	4:7:248:ILE:HG13	2.48	0.47
4:V:285:CYS:O	4:X:202:THR:HG22	2.14	0.47
1:A:214:MET:HA	1:A:340:ILE:CD1	2.42	0.47
1:A:568:PRO:HD3	1:A:579:PHE:HA	1.96	0.47
1:A:732:ILE:HG23	1:A:747:LEU:HD12	0.95	0.47
1:A:783:LEU:HA	1:A:786:ILE:HB	1.97	0.47
1:A:801:VAL:N	3:C:149:VAL:HG21	2.28	0.47
1:A:823:PHE:CE1	2:B:156:VAL:HG12	2.49	0.47
1:D:507:GLY:HA3	1:D:762:HIS:N	2.30	0.47
1:D:602:PRO:O	1:D:603:LEU:HD12	2.14	0.47
1:D:629:GLU:CB	1:D:645:SER:N	2.74	0.47
1:D:813:ILE:CG2	2:E:128:PHE:HE1	2.15	0.47
1:G:51:THR:C	1:G:62:VAL:HG13	2.32	0.47
1:G:218:LEU:HA	1:G:221:GLN:H	1.79	0.47
1:G:602:PRO:O	1:G:603:LEU:HD12	2.14	0.47

Continued on next page...

Continued from previous page...

Atom-1	Atom-2	Interatomic distance (Å)	Clash overlap (Å)
1:J:218:LEU:HD22	1:J:222:ILE:HG13	1.95	0.47
1:J:568:PRO:HD3	1:J:579:PHE:HA	1.96	0.47
1:M:346:ASP:O	1:M:350:ALA:N	2.46	0.47
1:M:410:ASN:HD22	4:Z:336:LYS:HE2	1.78	0.47
1:M:502:GLU:HG3	1:M:766:PHE:HZ	1.77	0.47
1:M:553:MLY:CH2	4:2:43:VAL:HG22	2.38	0.47
2:N:112:ILE:CG2	2:N:147:ASN:O	2.62	0.47
1:P:404:PRO:HD2	1:P:415:MLY:O	2.13	0.47
1:P:546:THR:CG2	1:P:547:ASP:N	2.77	0.47
1:P:640:LYS:HD2	1:P:646:PHE:O	2.15	0.47
4:1:167:GLU:OE1	4:3:41:GLN:C	2.53	0.47
4:1:205:GLU:CG	4:Y:288:ASP:CG	2.82	0.47
4:9:162:ASN:OD1	4:9:277:THR:HG22	2.15	0.47
4:Y:250:ILE:HG23	4:Y:253:GLU:HG2	1.96	0.47
1:A:499:GLU:OE1	1:A:499:GLU:HA	2.13	0.47
1:A:530:MET:HE3	4:8:354:GLN:CB	2.43	0.47
1:A:542:PHE:CD2	4:8:143:TYR:CD1	3.02	0.47
2:B:112:ILE:CG2	2:B:147:ASN:O	2.62	0.47
2:B:130:PRO:O	2:B:131:GLU:C	2.52	0.47
1:D:411:GLU:H	4:9:333:PRO:HB2	1.80	0.47
1:D:617:MLY:O	1:D:620:ALA:HB3	2.14	0.47
1:G:30:MLY:HB3	1:G:31:PRO:HD2	1.97	0.47
1:G:248:MLY:HE2	1:G:250:ILE:HD11	1.95	0.47
1:G:400:ALA:HB1	1:G:606:THR:CG2	2.45	0.47
1:G:813:ILE:HG21	2:H:128:PHE:HE1	1.75	0.47
1:G:838:ILE:C	1:G:840:PRO:HD2	2.34	0.47
3:I:53:PRO:O	3:I:55:LYS:HG3	2.15	0.47
1:J:248:MLY:HE2	1:J:250:ILE:HD11	1.95	0.47
1:J:530:MET:CE	4:W:354:GLN:HG3	2.35	0.47
3:L:53:PRO:O	3:L:55:LYS:HG3	2.14	0.47
1:P:715:VAL:HG11	1:P:720:PHE:CD1	2.50	0.47
2:Q:139:ALA:C	2:Q:141:PRO:HD3	2.32	0.47
4:1:162:ASN:OD1	4:1:277:THR:HG22	2.15	0.47
4:7:253:GLU:HA	4:7:256:ARG:CG	2.42	0.47
4:W:325:MET:SD	4:Y:244:ASP:HB3	2.43	0.47
1:A:144:ARG:HA	1:A:144:ARG:HD2	1.78	0.47
1:A:188:ASN:ND2	1:A:674:CYS:SG	2.88	0.47
1:A:813:ILE:CG1	2:B:128:PHE:CE1	2.87	0.47
1:D:41:VAL:CG1	1:D:42:HIS:N	2.75	0.47
1:D:278:GLN:HE21	1:D:278:GLN:HB3	1.42	0.47
1:D:346:ASP:O	1:D:350:ALA:N	2.46	0.47

Continued on next page...

Continued from previous page...

Atom-1	Atom-2	Interatomic distance (Å)	Clash overlap (Å)
1:D:559:LEU:HD23	1:D:560:GLY:N	2.30	0.47
1:D:636:LYS:O	4:9:144:ALA:HB1	2.15	0.47
1:D:689:GLU:O	1:D:689:GLU:HG2	2.14	0.47
1:D:695:LEU:HB3	1:D:701:LEU:HD22	1.97	0.47
1:D:823:PHE:HE1	2:E:160:GLY:C	2.11	0.47
3:F:53:PRO:O	3:F:55:LYS:HG3	2.15	0.47
1:G:122:PHE:CE2	1:G:700:VAL:HA	2.50	0.47
1:G:568:PRO:HD3	1:G:579:PHE:HA	1.97	0.47
1:G:784:ALA:O	1:G:788:THR:CA	2.62	0.47
2:H:160:GLY:O	2:H:161:GLU:HG2	2.15	0.47
1:J:154:HIS:CE1	1:J:156:PHE:CE2	3.02	0.47
1:J:404:PRO:HD2	1:J:415:MLY:O	2.13	0.47
1:J:546:THR:CG2	1:J:547:ASP:N	2.77	0.47
1:J:559:LEU:HD23	1:J:560:GLY:N	2.30	0.47
1:J:636:LYS:O	4:W:144:ALA:HB1	2.14	0.47
1:J:819:ASN:OD1	2:K:92:ASP:CA	2.59	0.47
1:J:830:PRO:HB3	2:K:67:MET:CE	2.43	0.47
2:K:160:GLY:O	2:K:161:GLU:HG2	2.14	0.47
1:M:218:LEU:CD2	1:M:222:ILE:CG1	2.86	0.47
1:M:278:GLN:HE21	1:M:278:GLN:HB3	1.42	0.47
1:M:292:MET:CE	1:M:309:PRO:HA	2.39	0.47
1:M:564:ASN:HD22	1:M:582:VAL:HB	1.80	0.47
1:M:568:PRO:HD3	1:M:579:PHE:HA	1.96	0.47
1:M:629:GLU:CB	1:M:645:SER:N	2.73	0.47
1:P:214:MET:HA	1:P:340:ILE:CD1	2.41	0.47
1:P:506:GLU:OE2	1:P:763:THR:HB	2.15	0.47
1:P:636:LYS:O	4:1:144:ALA:HB1	2.14	0.47
1:P:646:PHE:CE2	1:P:652:LEU:CD2	2.87	0.47
1:P:723:ARG:HH11	1:P:723:ARG:HG3	1.78	0.47
4:7:162:ASN:OD1	4:7:277:THR:HG22	2.15	0.47
4:8:162:ASN:OD1	4:8:277:THR:HG22	2.15	0.47
4:W:162:ASN:OD1	4:W:277:THR:HG22	2.15	0.47
4:W:253:GLU:HA	4:W:256:ARG:CG	2.42	0.47
4:X:120:THR:HG21	4:X:370:VAL:HG11	1.95	0.47
4:X:162:ASN:OD1	4:X:277:THR:HG22	2.15	0.47
1:A:214:MET:C	1:A:340:ILE:CD1	2.82	0.47
1:A:406:VAL:CG1	1:A:407:GLY:H	2.28	0.47
1:A:695:LEU:HB3	1:A:701:LEU:HD22	1.97	0.47
1:A:797:PHE:CE1	3:C:146:ILE:CB	2.97	0.47
1:D:550:PHE:CE2	1:D:592:ILE:CG2	2.97	0.47
1:D:642:LYS:CB	4:9:24:ASP:O	2.60	0.47

Continued on next page...

Continued from previous page...

Atom-1	Atom-2	Interatomic distance (Å)	Clash overlap (Å)
1:D:723:ARG:HH11	1:D:723:ARG:HG3	1.79	0.47
1:G:188:ASN:ND2	1:G:674:CYS:SG	2.88	0.47
1:G:194:GLN:HE21	1:G:194:GLN:HB3	1.43	0.47
1:G:791:GLN:NE2	3:I:116:GLU:N	2.62	0.47
1:J:449:LEU:HA	1:J:449:LEU:HD12	1.60	0.47
1:M:406:VAL:CG1	1:M:407:GLY:N	2.77	0.47
1:M:524:GLU:HB3	1:M:528:MLY:HG2	1.96	0.47
2:N:139:ALA:C	2:N:141:PRO:HD3	2.33	0.47
2:N:140:PHE:HB3	2:N:144:VAL:HG12	1.94	0.47
1:P:406:VAL:CG1	1:P:407:GLY:H	2.28	0.47
1:P:542:PHE:CD2	4:1:143:TYR:CD1	3.02	0.47
1:P:726:VAL:CG2	3:R:86:ASP:OD2	2.51	0.47
1:P:783:LEU:HB3	1:P:786:ILE:CD1	2.45	0.47
4:2:162:ASN:OD1	4:2:277:THR:HG22	2.15	0.47
4:3:120:THR:HG21	4:3:370:VAL:HG11	1.95	0.47
4:4:162:ASN:OD1	4:4:277:THR:HG22	2.15	0.47
4:V:253:GLU:HA	4:V:256:ARG:CG	2.42	0.47
4:Y:162:ASN:OD1	4:Y:277:THR:HG22	2.15	0.47
1:A:218:LEU:HA	1:A:221:GLN:H	1.80	0.47
1:A:502:GLU:O	1:A:761:GLY:HA2	2.15	0.47
1:A:640:LYS:HD2	1:A:646:PHE:O	2.14	0.47
3:C:53:PRO:O	3:C:55:LYS:HG3	2.15	0.47
1:D:507:GLY:C	1:D:762:HIS:H	2.18	0.47
1:D:543:PRO:HD2	4:9:146:GLY:O	2.15	0.47
1:D:568:PRO:HD3	1:D:579:PHE:HA	1.96	0.47
1:D:765:VAL:CG1	1:D:766:PHE:N	2.77	0.47
1:D:793:ARG:O	1:D:797:PHE:N	2.40	0.47
1:G:28:GLN:C	1:G:723:ARG:NH2	2.63	0.47
1:G:148:ARG:HH21	1:G:764:MLY:HH21	1.77	0.47
1:G:564:ASN:HD22	1:G:582:VAL:HB	1.79	0.47
1:G:595:TRP:N	1:G:595:TRP:CD1	2.80	0.47
1:G:636:LYS:O	4:V:144:ALA:HB1	2.14	0.47
1:G:715:VAL:HG11	1:G:720:PHE:CD1	2.49	0.47
1:G:757:GLN:HB2	1:G:776:GLU:CG	2.44	0.47
1:G:821:ARG:HH22	2:H:127:ARG:CD	2.27	0.47
2:H:117:LEU:HG	2:H:147:ASN:HB3	1.93	0.47
1:J:278:GLN:HE21	1:J:278:GLN:HB3	1.42	0.47
1:J:406:VAL:CG1	1:J:407:GLY:H	2.28	0.47
1:J:411:GLU:H	4:W:333:PRO:HB2	1.80	0.47
1:J:725:ARG:NE	1:J:733:PRO:CB	1.95	0.47
1:M:248:MLY:HE2	1:M:250:ILE:HD11	1.96	0.47

Continued on next page...

Continued from previous page...

Atom-1	Atom-2	Interatomic distance (Å)	Clash overlap (Å)
1:M:436:MLY:HE3	1:M:626:TYR:HE1	1.77	0.47
1:M:714:ARG:HD3	1:M:766:PHE:CE2	2.50	0.47
3:O:53:PRO:O	3:O:55:LYS:HG3	2.15	0.47
1:P:538:GLU:OE1	4:1:355:MET:HE3	2.14	0.47
1:P:642:LYS:HB2	4:1:24:ASP:O	1.89	0.47
1:P:759:ALA:O	1:P:766:PHE:N	2.32	0.47
4:1:205:GLU:CB	4:Y:287:ILE:HD13	2.45	0.47
4:V:162:ASN:OD1	4:V:277:THR:HG22	2.15	0.47
4:W:325:MET:SD	4:Y:244:ASP:OD2	2.73	0.47
4:Z:162:ASN:OD1	4:Z:277:THR:HG22	2.15	0.47
1:A:93:MET:CE	1:A:716:LEU:H	2.28	0.47
1:A:559:LEU:HD23	1:A:560:GLY:N	2.30	0.47
1:A:640:LYS:C	4:8:23:GLY:C	2.74	0.47
1:A:715:VAL:HG11	1:A:720:PHE:CD1	2.49	0.47
1:D:732:ILE:H	1:D:733:PRO:HD2	1.74	0.47
1:G:813:ILE:CG2	2:H:128:PHE:HZ	2.12	0.47
1:J:346:ASP:O	1:J:350:ALA:N	2.45	0.47
1:M:449:LEU:HD12	1:M:449:LEU:HA	1.60	0.47
1:M:578:HIS:HB3	1:M:592:ILE:CD1	2.38	0.47
1:P:154:HIS:CE1	1:P:156:PHE:CE2	3.02	0.47
1:P:816:ILE:HD11	2:Q:100:ALA:HB1	1.97	0.47
4:5:162:ASN:OD1	4:5:277:THR:HG22	2.15	0.47
4:5:253:GLU:HA	4:5:256:ARG:CG	2.42	0.47
4:W:287:ILE:HG13	4:Y:202:THR:HG23	1.72	0.47
4:X:287:ILE:C	4:Z:205:GLU:OE2	2.33	0.47
1:A:87:MLY:HH12	1:A:87:MLY:HD3	1.61	0.46
1:A:543:PRO:CD	4:8:143:TYR:O	2.64	0.46
1:A:752:ASP:O	1:A:778:MET:SD	2.74	0.46
1:D:169:ASP:OD1	1:D:169:ASP:N	2.44	0.46
1:D:292:MET:HE1	1:D:309:PRO:HD3	1.97	0.46
1:D:322:VAL:HB	1:D:325:ILE:HG13	1.98	0.46
1:D:406:VAL:CG1	1:D:407:GLY:H	2.28	0.46
1:D:538:GLU:HA	4:9:351:THR:H	1.78	0.46
1:D:640:LYS:C	4:9:23:GLY:CA	2.64	0.46
1:D:732:ILE:HD11	1:D:782:MLY:HH11	1.88	0.46
1:D:819:ASN:N	2:E:90:GLY:C	2.68	0.46
1:G:311:ASP:CB	1:G:312:TYR:CE1	2.98	0.46
1:G:506:GLU:OE2	1:G:760:PHE:CA	2.62	0.46
1:G:725:ARG:NE	1:G:733:PRO:CB	1.95	0.46
1:J:765:VAL:CG1	1:J:766:PHE:N	2.77	0.46
1:J:797:PHE:CE1	3:L:146:ILE:HD13	2.33	0.46

Continued on next page...

Continued from previous page...

Atom-1	Atom-2	Interatomic distance (Å)	Clash overlap (Å)
1:M:310:TYR:CE2	1:M:320:ILE:CD1	2.94	0.46
1:M:406:VAL:CG1	1:M:407:GLY:H	2.28	0.46
1:P:564:ASN:HD22	1:P:582:VAL:HB	1.79	0.46
1:P:642:LYS:HA	4:1:21:PHE:C	2.36	0.46
1:P:649:VAL:HA	1:P:649:VAL:HG23	1.83	0.46
1:P:695:LEU:HB3	1:P:701:LEU:HD22	1.97	0.46
1:P:792:ALA:HB1	3:R:40:ASN:O	2.15	0.46
1:P:799:MET:HE1	3:R:32:ASP:HB3	1.92	0.46
1:P:838:ILE:C	1:P:840:PRO:HD2	2.35	0.46
2:Q:160:GLY:O	2:Q:161:GLU:HG2	2.14	0.46
4:6:162:ASN:OD1	4:6:277:THR:HG22	2.15	0.46
4:7:299:MET:HE2	4:7:331:ALA:HB2	1.96	0.46
1:A:400:ALA:HB1	1:A:606:THR:CG2	2.45	0.46
1:A:524:GLU:HB3	1:A:528:MLY:HG2	1.96	0.46
1:A:529:PRO:HB2	4:8:354:GLN:HB3	1.98	0.46
1:A:636:LYS:O	4:8:144:ALA:HB1	2.15	0.46
1:A:725:ARG:CG	1:A:733:PRO:HA	2.43	0.46
1:D:122:PHE:CE2	1:D:700:VAL:HA	2.49	0.46
1:D:265:ILE:CG2	1:D:266:GLU:N	2.78	0.46
1:D:538:GLU:OE1	4:9:355:MET:HE3	2.14	0.46
1:G:93:MET:HE3	1:G:764:MLY:HD3	1.95	0.46
1:G:543:PRO:HD2	4:V:146:GLY:O	2.16	0.46
1:G:724:TYR:HD1	1:G:727:LEU:CD1	2.27	0.46
1:G:834:LEU:HD22	2:H:34:ILE:HD11	1.89	0.46
1:J:829:TRP:CH2	2:K:83:MET:HE3	2.50	0.46
1:M:136:ASN:O	1:M:139:VAL:N	2.47	0.46
1:M:400:ALA:HB1	1:M:606:THR:CG2	2.45	0.46
1:M:695:LEU:HB3	1:M:701:LEU:HD22	1.97	0.46
1:M:767:PHE:CG	1:M:772:LEU:HD13	2.50	0.46
1:P:106:LEU:HD12	1:P:117:THR:HG21	1.96	0.46
1:P:188:ASN:ND2	1:P:674:CYS:SG	2.88	0.46
1:P:278:GLN:HE21	1:P:278:GLN:HB3	1.42	0.46
1:P:322:VAL:HB	1:P:325:ILE:HG13	1.98	0.46
1:P:726:VAL:HG11	1:P:782:MLY:HH23	1.86	0.46
1:P:797:PHE:CZ	3:R:146:ILE:CB	2.98	0.46
4:1:253:GLU:HA	4:1:256:ARG:CG	2.42	0.46
1:A:374:GLN:NE2	1:A:403:TYR:CE1	2.84	0.46
1:A:765:VAL:CG1	1:A:766:PHE:N	2.77	0.46
3:C:50:LEU:O	3:C:53:PRO:CD	2.63	0.46
1:D:176:LEU:N	1:D:176:LEU:CD1	2.75	0.46
1:D:311:ASP:CB	1:D:312:TYR:CE1	2.98	0.46

Continued on next page...

Continued from previous page...

Atom-1	Atom-2	Interatomic distance (Å)	Clash overlap (Å)
1:D:595:TRP:N	1:D:595:TRP:CD1	2.80	0.46
1:D:640:LYS:HB3	1:D:645:SER:CB	2.42	0.46
1:G:42:HIS:O	1:G:45:GLN:O	2.33	0.46
1:G:136:ASN:O	1:G:139:VAL:N	2.47	0.46
1:G:202:SER:HA	1:G:207:LYS:NZ	2.22	0.46
1:G:214:MET:C	1:G:340:ILE:CD1	2.83	0.46
1:G:496:PHE:CE2	1:G:514:ASP:HA	2.50	0.46
1:G:714:ARG:HD3	1:G:766:PHE:CE2	2.51	0.46
1:J:136:ASN:HA	1:J:137:PRO:HD3	1.50	0.46
1:J:188:ASN:ND2	1:J:674:CYS:SG	2.88	0.46
1:J:206:LYS:HD2	1:J:217:THR:CG2	2.17	0.46
1:J:543:PRO:HD2	4:W:146:GLY:O	2.15	0.46
1:J:544:LYS:HD2	4:W:147:ARG:CB	2.36	0.46
1:J:553:MLY:CE	4:Y:45:VAL:HG11	2.32	0.46
1:J:567:LYS:HZ1	4:Y:92:ASN:ND2	2.06	0.46
1:J:640:LYS:C	1:J:645:SER:HG	2.12	0.46
1:J:715:VAL:CG1	1:J:720:PHE:HB2	2.45	0.46
1:M:311:ASP:CB	1:M:312:TYR:CE1	2.98	0.46
1:M:559:LEU:HD23	1:M:560:GLY:N	2.30	0.46
1:M:636:LYS:O	4:Z:144:ALA:HB1	2.14	0.46
1:M:725:ARG:NE	1:M:733:PRO:CB	1.95	0.46
1:M:804:ARG:O	1:M:808:GLU:HG3	2.15	0.46
1:M:816:ILE:HD11	2:N:100:ALA:CB	2.45	0.46
1:M:821:ARG:HH22	2:N:127:ARG:HE	1.63	0.46
1:P:534:SER:HB2	4:1:354:GLN:HE22	1.56	0.46
1:P:559:LEU:HD23	1:P:560:GLY:N	2.30	0.46
1:P:715:VAL:CG1	1:P:720:PHE:HB2	2.45	0.46
4:2:45:VAL:HG23	4:Z:148:THR:OG1	2.15	0.46
4:3:162:ASN:OD1	4:3:277:THR:HG22	2.15	0.46
4:X:287:ILE:CG1	4:Z:201:VAL:N	2.51	0.46
1:A:265:ILE:CG2	1:A:266:GLU:N	2.79	0.46
1:A:543:PRO:HD2	4:8:146:GLY:O	2.15	0.46
1:A:642:LYS:HA	4:8:21:PHE:C	2.36	0.46
1:A:724:TYR:HD1	1:A:727:LEU:CD1	2.27	0.46
1:D:188:ASN:ND2	1:D:674:CYS:SG	2.88	0.46
1:D:374:GLN:NE2	1:D:403:TYR:CE1	2.84	0.46
1:D:496:PHE:CE2	1:D:514:ASP:HA	2.50	0.46
1:G:106:LEU:HD12	1:G:117:THR:HG21	1.96	0.46
1:G:374:GLN:NE2	1:G:403:TYR:CE1	2.84	0.46
1:G:542:PHE:CD2	4:V:143:TYR:CD1	3.03	0.46
1:G:642:LYS:HA	4:V:21:PHE:C	2.36	0.46

Continued on next page...

Continued from previous page...

Atom-1	Atom-2	Interatomic distance (Å)	Clash overlap (Å)
1:G:792:ALA:HB1	3:I:42:THR:HA	1.89	0.46
2:H:140:PHE:O	2:H:141:PRO:C	2.33	0.46
1:J:84:MLY:HH12	1:J:720:PHE:CD1	2.36	0.46
1:J:322:VAL:HB	1:J:325:ILE:HG13	1.98	0.46
1:J:496:PHE:CE2	1:J:514:ASP:HA	2.50	0.46
1:J:640:LYS:C	4:W:23:GLY:C	2.74	0.46
1:M:42:HIS:O	1:M:45:GLN:O	2.34	0.46
1:M:508:ILE:CD1	1:M:766:PHE:CG	2.99	0.46
1:M:530:MET:HE3	4:Z:355:MET:SD	2.55	0.46
1:M:543:PRO:CD	4:Z:143:TYR:O	2.64	0.46
1:M:642:LYS:HA	4:Z:21:PHE:C	2.36	0.46
1:M:712:PRO:HB2	1:M:713:SER:H	1.61	0.46
1:M:821:ARG:HH22	2:N:127:ARG:CD	2.20	0.46
1:P:374:GLN:NE2	1:P:403:TYR:CE1	2.84	0.46
1:P:400:ALA:HB1	1:P:606:THR:CG2	2.45	0.46
1:P:411:GLU:H	4:1:333:PRO:HB2	1.81	0.46
4:2:253:GLU:HA	4:2:256:ARG:CG	2.42	0.46
4:X:6:THR:HG22	4:X:101:HIS:HA	1.98	0.46
1:A:640:LYS:HB3	1:A:645:SER:CB	2.42	0.46
1:A:820:VAL:HG21	2:B:136:MET:HE3	1.98	0.46
1:A:836:PHE:CE1	2:B:159:HIS:HA	2.49	0.46
2:B:137:TRP:CZ3	2:B:145:ALA:N	2.81	0.46
1:D:42:HIS:O	1:D:45:GLN:O	2.33	0.46
1:D:82:PRO:HG2	1:D:85:TYR:CE2	2.51	0.46
1:D:139:VAL:HG12	1:D:143:TYR:HD2	1.81	0.46
1:D:418:THR:CG2	1:D:419:VAL:N	2.79	0.46
1:D:436:MLY:HE3	1:D:626:TYR:HE1	1.77	0.46
1:D:543:PRO:CD	4:9:143:TYR:O	2.64	0.46
1:D:642:LYS:HA	4:9:21:PHE:C	2.36	0.46
1:D:724:TYR:HD1	1:D:727:LEU:CD1	2.27	0.46
1:D:732:ILE:CG2	1:D:747:LEU:HD12	0.35	0.46
1:D:800:ARG:HG2	3:F:149:VAL:HG22	1.97	0.46
1:G:335:ASP:OD1	1:G:348:MLY:NZ	2.49	0.46
1:G:540:CYS:N	4:V:349:LEU:HD11	2.31	0.46
1:G:642:LYS:HB2	4:V:24:ASP:O	1.89	0.46
1:G:797:PHE:CE1	3:I:146:ILE:CB	2.99	0.46
1:J:122:PHE:CE2	1:J:700:VAL:HA	2.50	0.46
2:K:88:LEU:HB3	2:K:91:ALA:HB2	1.98	0.46
1:M:82:PRO:HG2	1:M:85:TYR:CE2	2.50	0.46
1:M:214:MET:C	1:M:340:ILE:CD1	2.82	0.46
1:M:361:TYR:O	1:M:364:LEU:HB2	2.16	0.46

Continued on next page...

Continued from previous page...

Atom-1	Atom-2	Interatomic distance (Å)	Clash overlap (Å)
1:M:448:GLN:C	1:M:450:ASP:H	2.19	0.46
1:P:797:PHE:CZ	3:R:146:ILE:CG2	2.96	0.46
4:1:166:TYR:CE1	4:3:64:ILE:CG2	2.96	0.46
4:2:6:THR:HG22	4:2:101:HIS:HA	1.98	0.46
4:Z:6:THR:HG22	4:Z:101:HIS:HA	1.98	0.46
1:A:311:ASP:CB	1:A:312:TYR:CE1	2.98	0.46
1:A:448:GLN:C	1:A:450:ASP:H	2.19	0.46
1:A:540:CYS:N	4:8:349:LEU:HD11	2.31	0.46
1:A:714:ARG:HD3	1:A:766:PHE:CE2	2.51	0.46
1:D:292:MET:HE1	1:D:309:PRO:CG	2.46	0.46
1:D:524:GLU:HB3	1:D:528:MLY:HG2	1.97	0.46
1:D:792:ALA:CA	3:F:42:THR:HG22	2.33	0.46
1:G:820:VAL:HG11	2:H:136:MET:HE1	1.96	0.46
1:J:418:THR:CG2	1:J:419:VAL:N	2.79	0.46
1:J:839:MLY:HH21	2:K:158:THR:CG2	2.45	0.46
1:M:122:PHE:CE2	1:M:700:VAL:HA	2.50	0.46
1:M:188:ASN:ND2	1:M:674:CYS:SG	2.88	0.46
1:M:374:GLN:NE2	1:M:403:TYR:CE1	2.84	0.46
1:M:635:GLY:HA3	4:Z:334:GLU:CG	2.30	0.46
1:P:496:PHE:CE2	1:P:514:ASP:HA	2.50	0.46
2:Q:88:LEU:HB3	2:Q:91:ALA:HB2	1.98	0.46
4:2:202:THR:OG1	4:Z:287:ILE:CG2	2.62	0.46
4:8:6:THR:HG22	4:8:101:HIS:HA	1.98	0.46
4:V:286:ASP:HA	4:X:202:THR:HG22	1.63	0.46
4:X:290:ARG:NH2	4:Z:201:VAL:HG21	2.30	0.46
1:A:42:HIS:O	1:A:45:GLN:O	2.33	0.46
1:A:632:GLY:HA3	1:A:643:GLY:N	2.17	0.46
1:A:839:MLY:HH13	2:B:159:HIS:CD2	2.51	0.46
3:C:62:ALA:O	3:C:63:ILE:HG13	2.13	0.46
1:D:715:VAL:HG11	1:D:720:PHE:CD1	2.50	0.46
1:D:834:LEU:CD2	2:E:54:MET:HE3	2.43	0.46
1:G:361:TYR:O	1:G:364:LEU:HB2	2.16	0.46
1:G:448:GLN:C	1:G:450:ASP:H	2.19	0.46
1:G:503:TYR:HE1	1:G:711:PHE:CE2	2.05	0.46
1:G:640:LYS:C	4:V:23:GLY:C	2.75	0.46
1:J:326:ASP:O	1:J:330:GLU:HG2	2.16	0.46
1:J:335:ASP:OD1	1:J:348:MLY:NZ	2.49	0.46
1:J:714:ARG:HD3	1:J:766:PHE:CE2	2.50	0.46
1:M:540:CYS:N	4:Z:349:LEU:HD11	2.31	0.46
1:M:640:LYS:C	4:Z:23:GLY:C	2.74	0.46
1:P:326:ASP:O	1:P:330:GLU:HG2	2.16	0.46

Continued on next page...

Continued from previous page...

Atom-1	Atom-2	Interatomic distance (Å)	Clash overlap (Å)
1:P:418:THR:CG2	1:P:419:VAL:N	2.79	0.46
1:P:506:GLU:HA	1:P:762:HIS:N	2.30	0.46
4:1:288:ASP:OD1	4:3:62:ARG:CG	2.63	0.46
4:6:299:MET:HE2	4:6:331:ALA:HB2	1.97	0.46
4:V:6:THR:HG22	4:V:101:HIS:HA	1.98	0.46
1:A:206:LYS:HD3	1:A:217:THR:OG1	2.16	0.46
1:A:835:PHE:O	1:A:839:MLY:N	2.49	0.46
1:D:335:ASP:OD1	1:D:348:MLY:NZ	2.49	0.46
1:D:540:CYS:C	4:9:349:LEU:HD21	2.36	0.46
1:D:544:LYS:HD2	4:9:147:ARG:CB	2.36	0.46
1:D:800:ARG:HD3	3:F:149:VAL:O	2.16	0.46
1:G:84:MLY:HA	1:G:723:ARG:NH1	2.27	0.46
1:G:322:VAL:HB	1:G:325:ILE:HG13	1.98	0.46
1:G:524:GLU:HB3	1:G:528:MLY:HG2	1.96	0.46
1:G:834:LEU:HD12	2:H:51:PHE:CD1	2.51	0.46
1:J:41:VAL:CG1	1:J:42:HIS:N	2.75	0.46
1:J:524:GLU:HB3	1:J:528:MLY:HG2	1.97	0.46
1:J:529:PRO:HB2	4:W:354:GLN:HB3	1.97	0.46
1:J:540:CYS:N	4:W:349:LEU:HD11	2.30	0.46
1:M:107:MLY:CB	1:M:686:MET:HE2	2.41	0.46
1:M:335:ASP:OD1	1:M:348:MLY:NZ	2.49	0.46
1:M:408:VAL:HG22	1:M:636:LYS:HG2	1.51	0.46
1:M:529:PRO:HB2	4:Z:354:GLN:HB3	1.98	0.46
3:O:50:LEU:O	3:O:53:PRO:CD	2.63	0.46
1:P:139:VAL:HG12	1:P:143:TYR:HD2	1.81	0.46
1:P:503:TYR:CE1	1:P:766:PHE:CD2	3.04	0.46
1:P:524:GLU:HB3	1:P:528:MLY:HG2	1.97	0.46
1:P:529:PRO:HB2	4:1:354:GLN:HB3	1.98	0.46
1:P:544:LYS:HD2	4:1:147:ARG:CB	2.36	0.46
1:P:640:LYS:C	4:1:23:GLY:C	2.74	0.46
1:P:783:LEU:N	1:P:783:LEU:CD1	2.78	0.46
4:7:290:ARG:HH22	4:9:202:THR:CG2	2.17	0.46
4:8:190:MET:O	4:8:194:THR:HG23	2.16	0.46
4:Z:299:MET:HE2	4:Z:331:ALA:HB2	1.98	0.46
4:Z:366:GLY:O	4:Z:369:ILE:HG22	2.16	0.46
1:A:82:PRO:HG2	1:A:85:TYR:CE2	2.50	0.46
1:A:502:GLU:O	1:A:761:GLY:CA	2.63	0.46
1:A:783:LEU:N	1:A:783:LEU:CD1	2.79	0.46
1:A:818:TYR:HB3	2:B:90:GLY:H	1.79	0.46
1:D:221:GLN:HG2	1:D:221:GLN:H	1.47	0.46
1:D:400:ALA:HB1	1:D:606:THR:CG2	2.45	0.46

Continued on next page...

Continued from previous page...

Atom-1	Atom-2	Interatomic distance (Å)	Clash overlap (Å)
1:D:540:CYS:N	4:9:349:LEU:HD11	2.30	0.46
1:D:713:SER:HB2	1:D:775:LEU:HD22	1.98	0.46
1:D:714:ARG:HD3	1:D:766:PHE:CE2	2.50	0.46
1:G:82:PRO:HG2	1:G:85:TYR:CE2	2.51	0.46
1:G:144:ARG:HA	1:G:144:ARG:HD2	1.78	0.46
1:G:406:VAL:CG1	1:G:407:GLY:H	2.28	0.46
1:G:753:VAL:O	1:G:779:ARG:HD3	2.09	0.46
1:J:374:GLN:NE2	1:J:403:TYR:CE1	2.84	0.46
1:J:400:ALA:HB1	1:J:606:THR:CG2	2.45	0.46
1:J:723:ARG:CG	1:J:723:ARG:NH1	2.79	0.46
1:J:732:ILE:HG23	1:J:747:LEU:HD12	0.94	0.46
1:M:543:PRO:HD2	4:Z:146:GLY:O	2.16	0.46
1:M:629:GLU:HG2	1:M:643:GLY:C	2.35	0.46
1:P:667:THR:O	1:P:669:PRO:HD3	2.16	0.46
2:Q:114:LYS:CG	2:Q:146:GLY:HA2	2.46	0.46
4:2:299:MET:HE2	4:2:331:ALA:HB2	1.98	0.46
4:5:299:MET:HE2	4:5:331:ALA:HB2	1.96	0.46
4:V:366:GLY:O	4:V:369:ILE:HG22	2.16	0.46
1:A:322:VAL:HB	1:A:325:ILE:HG13	1.98	0.46
1:A:715:VAL:CG1	1:A:720:PHE:HB2	2.46	0.46
1:G:41:VAL:CG1	1:G:42:HIS:N	2.75	0.46
1:G:529:PRO:HB2	4:V:354:GLN:HB3	1.98	0.46
1:G:559:LEU:HD23	1:G:560:GLY:N	2.31	0.46
1:G:695:LEU:HB3	1:G:701:LEU:HD22	1.97	0.46
1:G:818:TYR:CB	2:H:90:GLY:HA3	2.42	0.46
1:J:139:VAL:HG12	1:J:143:TYR:HD2	1.81	0.46
3:L:50:LEU:O	3:L:53:PRO:CD	2.63	0.46
1:M:265:ILE:CG2	1:M:266:GLU:N	2.79	0.46
1:M:715:VAL:CG1	1:M:720:PHE:HB2	2.46	0.46
1:M:803:TYR:CD2	3:O:17:PHE:HZ	2.34	0.46
1:P:265:ILE:CG2	1:P:266:GLU:N	2.79	0.46
4:4:287:ILE:HG22	4:6:204:ALA:H	1.74	0.46
4:4:366:GLY:O	4:4:369:ILE:HG22	2.16	0.46
4:7:190:MET:O	4:7:194:THR:HG23	2.16	0.46
4:X:366:GLY:O	4:X:369:ILE:HG22	2.16	0.46
1:A:97:LEU:HD12	1:A:97:LEU:HA	1.67	0.45
1:A:326:ASP:O	1:A:330:GLU:HG2	2.16	0.45
1:A:519:LEU:N	1:A:519:LEU:CD1	2.77	0.45
1:A:775:LEU:HA	1:A:775:LEU:HD12	1.71	0.45
1:D:332:MET:O	1:D:336:SER:OG	2.27	0.45
1:D:629:GLU:CA	1:D:643:GLY:C	2.73	0.45

Continued on next page...

Continued from previous page...

Atom-1	Atom-2	Interatomic distance (Å)	Clash overlap (Å)
1:D:783:LEU:N	1:D:783:LEU:CD1	2.78	0.45
1:D:793:ARG:CZ	3:F:87:PHE:HE1	2.29	0.45
1:G:89:GLU:CD	1:G:153:PRO:HD2	2.36	0.45
1:G:206:LYS:HD3	1:G:217:THR:OG1	2.16	0.45
1:G:218:LEU:HA	1:G:221:GLN:HG3	1.71	0.45
1:G:793:ARG:O	1:G:797:PHE:N	2.39	0.45
1:G:829:TRP:HZ3	2:H:84:PHE:CE2	2.29	0.45
1:J:42:HIS:O	1:J:45:GLN:O	2.33	0.45
1:J:82:PRO:HG2	1:J:85:TYR:CE2	2.50	0.45
1:J:136:ASN:O	1:J:139:VAL:N	2.47	0.45
1:J:265:ILE:CG2	1:J:266:GLU:N	2.79	0.45
1:J:406:VAL:CG1	1:J:407:GLY:N	2.77	0.45
1:J:530:MET:HE3	4:W:354:GLN:CB	2.46	0.45
1:J:795:ARG:CD	3:L:43:ASN:H	2.29	0.45
1:P:311:ASP:CB	1:P:312:TYR:CE1	2.98	0.45
1:P:502:GLU:OE2	1:P:764:MLY:CE	2.60	0.45
1:P:543:PRO:CD	4:1:143:TYR:O	2.64	0.45
1:P:543:PRO:HD2	4:1:146:GLY:O	2.15	0.45
2:Q:112:ILE:O	2:Q:148:VAL:HA	2.16	0.45
4:2:202:THR:CB	4:Z:287:ILE:CG1	2.95	0.45
4:4:287:ILE:CG2	4:6:204:ALA:N	2.68	0.45
4:5:6:THR:HG22	4:5:101:HIS:HA	1.97	0.45
4:X:190:MET:O	4:X:194:THR:HG23	2.16	0.45
1:A:99:GLU:N	1:A:100:PRO:CD	2.80	0.45
1:A:335:ASP:OD1	1:A:348:MLY:NZ	2.49	0.45
1:A:418:THR:CG2	1:A:419:VAL:N	2.79	0.45
1:A:464:ILE:HG21	1:A:464:ILE:HD13	1.70	0.45
1:A:640:LYS:C	1:A:645:SER:HG	2.09	0.45
1:D:17:LEU:HA	1:D:17:LEU:HD12	1.68	0.45
1:D:179:GLY:O	1:D:185:LYS:HE2	2.17	0.45
1:D:637:LYS:HD2	4:9:144:ALA:HB3	1.20	0.45
1:D:747:LEU:CD2	1:D:782:MLY:HH11	2.41	0.45
1:D:800:ARG:CD	3:F:149:VAL:O	2.64	0.45
1:D:810:ARG:HG2	1:D:810:ARG:NH1	2.29	0.45
3:F:50:LEU:O	3:F:53:PRO:CD	2.63	0.45
2:H:112:ILE:O	2:H:148:VAL:HA	2.16	0.45
1:J:311:ASP:CB	1:J:312:TYR:CE1	2.98	0.45
1:J:642:LYS:HB3	4:W:24:ASP:HB2	1.37	0.45
1:J:715:VAL:HG11	1:J:720:PHE:CD1	2.50	0.45
1:M:411:GLU:H	4:Z:333:PRO:HB2	1.80	0.45
1:M:556:ASP:HB2	4:2:49:GLN:HG3	1.02	0.45

Continued on next page...

Continued from previous page...

Atom-1	Atom-2	Interatomic distance (Å)	Clash overlap (Å)
2:N:144:VAL:HG12	2:N:153:ILE:HD13	1.93	0.45
1:P:361:TYR:O	1:P:364:LEU:HB2	2.16	0.45
1:P:488:GLN:O	1:P:491:PHE:HB3	2.17	0.45
1:P:530:MET:HA	4:1:354:GLN:CD	2.12	0.45
4:1:223:PHE:CD2	4:1:259:GLU:HG3	2.52	0.45
4:4:6:THR:HG22	4:4:101:HIS:HA	1.98	0.45
4:7:223:PHE:CD2	4:7:259:GLU:HG3	2.52	0.45
4:9:190:MET:O	4:9:194:THR:HG23	2.16	0.45
4:W:223:PHE:CD2	4:W:259:GLU:HG3	2.52	0.45
4:X:223:PHE:CD2	4:X:259:GLU:HG3	2.52	0.45
1:A:642:LYS:NZ	4:8:340:TRP:O	2.50	0.45
1:D:326:ASP:O	1:D:330:GLU:HG2	2.16	0.45
1:D:464:ILE:CG2	1:D:465:ALA:N	2.79	0.45
1:D:629:GLU:HG2	1:D:643:GLY:C	2.35	0.45
2:E:88:LEU:HB3	2:E:91:ALA:HB2	1.98	0.45
1:G:436:MLY:HE3	1:G:626:TYR:HE1	1.77	0.45
1:G:715:VAL:CG1	1:G:720:PHE:HB2	2.46	0.45
3:I:50:LEU:O	3:I:53:PRO:CD	2.63	0.45
1:J:296:MLY:O	1:J:299:LEU:HB2	2.17	0.45
1:J:818:TYR:CZ	2:K:127:ARG:NH1	2.82	0.45
1:M:89:GLU:CD	1:M:153:PRO:HD2	2.37	0.45
1:M:496:PHE:CE2	1:M:514:ASP:HA	2.50	0.45
1:M:829:TRP:CZ3	2:N:84:PHE:CE1	3.04	0.45
1:P:82:PRO:HG2	1:P:85:TYR:CE2	2.50	0.45
4:2:223:PHE:CD2	4:2:259:GLU:HG3	2.52	0.45
4:2:366:GLY:O	4:2:369:ILE:HG22	2.16	0.45
4:3:32:PRO:HB2	4:3:34:ILE:HD11	1.98	0.45
4:5:366:GLY:O	4:5:369:ILE:HG22	2.16	0.45
4:6:223:PHE:CD2	4:6:259:GLU:HG3	2.52	0.45
4:9:223:PHE:CD2	4:9:259:GLU:HG3	2.52	0.45
4:V:190:MET:O	4:V:194:THR:HG23	2.16	0.45
4:X:253:GLU:HA	4:X:256:ARG:CG	2.42	0.45
1:A:229:LEU:HD12	1:A:229:LEU:HA	1.75	0.45
1:A:793:ARG:O	1:A:797:PHE:N	2.39	0.45
1:D:206:LYS:HD3	1:D:217:THR:OG1	2.16	0.45
1:D:448:GLN:C	1:D:450:ASP:H	2.19	0.45
1:D:449:LEU:HA	1:D:449:LEU:HD12	1.60	0.45
1:D:529:PRO:HB2	4:9:354:GLN:HB3	1.98	0.45
1:D:725:ARG:HH21	1:D:733:PRO:HB2	1.81	0.45
2:E:140:PHE:HA	2:E:141:PRO:HD2	1.57	0.45
1:G:265:ILE:CG2	1:G:266:GLU:N	2.79	0.45

Continued on next page...

Continued from previous page...

Atom-1	Atom-2	Interatomic distance (Å)	Clash overlap (Å)
1:G:326:ASP:O	1:G:330:GLU:HG2	2.16	0.45
1:G:544:LYS:HD2	4:V:147:ARG:CB	2.36	0.45
1:G:732:ILE:H	1:G:733:PRO:HD2	1.73	0.45
2:H:88:LEU:HB3	2:H:91:ALA:HB2	1.98	0.45
1:J:106:LEU:HD12	1:J:117:THR:HG21	1.96	0.45
1:J:206:LYS:HD3	1:J:217:THR:OG1	2.16	0.45
1:J:476:GLU:OE2	1:J:598:MLY:HH13	2.17	0.45
1:J:488:GLN:O	1:J:491:PHE:HB3	2.17	0.45
1:J:642:LYS:HA	4:W:21:PHE:C	2.36	0.45
1:J:642:LYS:NZ	4:W:340:TRP:O	2.50	0.45
1:J:667:THR:O	1:J:669:PRO:HD3	2.17	0.45
1:J:810:ARG:HG2	1:J:810:ARG:NH1	2.29	0.45
1:M:30:MLY:HB3	1:M:31:PRO:HD2	1.97	0.45
1:M:332:MET:O	1:M:336:SER:OG	2.27	0.45
1:P:42:HIS:O	1:P:45:GLN:O	2.33	0.45
1:P:332:MET:H	1:P:332:MET:HG2	1.52	0.45
1:P:829:TRP:CE2	2:Q:87:LYS:HE2	2.45	0.45
4:3:223:PHE:CD2	4:3:259:GLU:HG3	2.51	0.45
4:5:223:PHE:CD2	4:5:259:GLU:HG3	2.51	0.45
4:W:190:MET:O	4:W:194:THR:HG23	2.16	0.45
1:A:322:VAL:CG1	1:A:325:ILE:HD11	2.47	0.45
1:A:330:GLU:O	1:A:333:ALA:HB3	2.17	0.45
1:A:436:MLY:HE3	1:A:626:TYR:HE1	1.77	0.45
1:A:642:LYS:CB	4:8:24:ASP:O	2.60	0.45
1:A:797:PHE:CG	3:C:146:ILE:CG2	2.87	0.45
2:B:88:LEU:HB3	2:B:91:ALA:HB2	1.97	0.45
1:D:186:THR:O	1:D:190:MLY:HG2	2.17	0.45
1:D:476:GLU:OE2	1:D:598:MLY:HH13	2.16	0.45
1:D:646:PHE:HE2	1:D:652:LEU:CG	2.25	0.45
2:E:112:ILE:O	2:E:148:VAL:HA	2.17	0.45
1:G:186:THR:O	1:G:190:MLY:HG2	2.17	0.45
1:J:179:GLY:O	1:J:185:LYS:HE2	2.17	0.45
1:J:464:ILE:CG2	1:J:465:ALA:N	2.80	0.45
1:J:695:LEU:HB3	1:J:701:LEU:HD22	1.97	0.45
1:J:791:GLN:HE22	3:L:115:GLY:CA	2.30	0.45
2:K:114:LYS:CG	2:K:146:GLY:HA2	2.46	0.45
1:M:322:VAL:HB	1:M:325:ILE:HG13	1.98	0.45
1:M:725:ARG:HH21	1:M:733:PRO:HB2	1.82	0.45
1:M:821:ARG:NH2	2:N:127:ARG:NE	2.64	0.45
1:M:821:ARG:CZ	2:N:127:ARG:CD	2.94	0.45
1:P:89:GLU:CD	1:P:153:PRO:HD2	2.37	0.45

Continued on next page...

Continued from previous page...

Atom-1	Atom-2	Interatomic distance (Å)	Clash overlap (Å)
1:P:179:GLY:O	1:P:185:LYS:HE2	2.17	0.45
1:P:714:ARG:HD3	1:P:766:PHE:CE2	2.50	0.45
1:P:793:ARG:O	1:P:797:PHE:N	2.39	0.45
4:4:287:ILE:CB	4:6:203:THR:HG22	2.45	0.45
4:5:32:PRO:HB2	4:5:34:ILE:HD11	1.98	0.45
4:6:6:THR:HG22	4:6:101:HIS:HA	1.98	0.45
4:6:366:GLY:O	4:6:369:ILE:HG22	2.16	0.45
4:8:366:GLY:O	4:8:369:ILE:HG22	2.16	0.45
4:Y:223:PHE:CD2	4:Y:259:GLU:HG3	2.52	0.45
1:A:30:MLY:HB3	1:A:31:PRO:HD2	1.97	0.45
1:A:186:THR:O	1:A:190:MLY:HG2	2.17	0.45
1:A:795:ARG:CG	3:C:118:MET:HE1	2.43	0.45
2:B:112:ILE:O	2:B:148:VAL:HA	2.17	0.45
1:D:99:GLU:N	1:D:100:PRO:CD	2.79	0.45
1:D:715:VAL:CG1	1:D:720:PHE:HB2	2.46	0.45
1:D:831:TRP:CE3	2:E:34:ILE:CD1	2.99	0.45
1:D:835:PHE:O	1:D:839:MLY:N	2.49	0.45
1:G:411:GLU:H	4:V:333:PRO:CB	2.29	0.45
1:G:629:GLU:HG2	1:G:643:GLY:C	2.36	0.45
1:G:747:LEU:C	1:G:749:GLY:H	2.20	0.45
1:J:84:MLY:CH1	1:J:720:PHE:HE1	2.19	0.45
1:J:89:GLU:CD	1:J:153:PRO:HD2	2.37	0.45
1:J:194:GLN:HE21	1:J:194:GLN:HB3	1.44	0.45
1:J:215:GLN:H	1:J:340:ILE:CD1	2.20	0.45
1:J:330:GLU:HG2	1:J:330:GLU:H	1.54	0.45
1:J:756:THR:HB	1:J:776:GLU:HB3	1.98	0.45
2:K:112:ILE:O	2:K:148:VAL:HA	2.17	0.45
1:M:553:MLY:HD3	4:2:43:VAL:HG21	1.97	0.45
1:M:640:LYS:HB3	1:M:645:SER:CB	2.42	0.45
1:M:794:CYS:O	1:M:797:PHE:HB3	2.17	0.45
3:O:52:ASN:CB	3:O:53:PRO:HD3	2.28	0.45
1:P:176:LEU:N	1:P:176:LEU:CD1	2.75	0.45
1:P:218:LEU:HD22	1:P:222:ILE:HG13	1.95	0.45
1:P:296:MLY:O	1:P:299:LEU:HB2	2.17	0.45
1:P:448:GLN:C	1:P:450:ASP:H	2.19	0.45
1:P:712:PRO:HB2	1:P:713:SER:H	1.61	0.45
1:P:800:ARG:O	3:R:149:VAL:HG21	2.16	0.45
1:P:832:MET:SD	2:Q:84:PHE:HE2	2.39	0.45
4:2:32:PRO:HB2	4:2:34:ILE:HD11	1.98	0.45
4:7:366:GLY:O	4:7:369:ILE:HG22	2.16	0.45
4:X:299:MET:HE2	4:X:331:ALA:HB2	1.99	0.45

Continued on next page...

Continued from previous page...

Atom-1	Atom-2	Interatomic distance (Å)	Clash overlap (Å)
4:Z:190:MET:O	4:Z:194:THR:HG23	2.16	0.45
1:A:14:ALA:N	1:A:15:PRO:HD2	2.32	0.45
1:A:103:LEU:HD22	1:A:692:LEU:HG	1.98	0.45
1:A:554:LEU:HD12	1:A:554:LEU:HA	1.76	0.45
1:A:774:LEU:HD23	1:A:778:MET:HE3	1.99	0.45
1:A:823:PHE:CZ	2:B:156:VAL:HG12	2.51	0.45
1:D:14:ALA:N	1:D:15:PRO:HD2	2.32	0.45
1:D:488:GLN:O	1:D:491:PHE:HB3	2.17	0.45
1:D:797:PHE:CE2	3:F:126:LEU:HD21	2.38	0.45
1:G:136:ASN:HA	1:G:137:PRO:HD3	1.49	0.45
1:G:149:GLN:CB	1:G:716:LEU:HD21	2.35	0.45
1:G:568:PRO:CG	1:G:578:HIS:H	2.30	0.45
1:G:795:ARG:HB3	3:I:35:ARG:NH2	2.32	0.45
1:G:818:TYR:HE1	2:H:127:ARG:NH2	1.96	0.45
2:H:137:TRP:CZ3	2:H:145:ALA:N	2.81	0.45
1:J:30:MLY:HB3	1:J:31:PRO:HD2	1.98	0.45
1:J:173:GLN:HG3	1:J:670:HIS:HD2	1.82	0.45
1:J:361:TYR:O	1:J:364:LEU:HB2	2.16	0.45
1:J:625:THR:H	1:J:625:THR:HG22	1.48	0.45
1:J:732:ILE:CG2	1:J:747:LEU:HD12	0.35	0.45
1:J:783:LEU:N	1:J:783:LEU:CD1	2.78	0.45
1:J:835:PHE:O	1:J:839:MLY:N	2.49	0.45
2:K:139:ALA:C	2:K:141:PRO:HD3	2.32	0.45
1:M:99:GLU:N	1:M:100:PRO:CD	2.80	0.45
1:M:139:VAL:HG12	1:M:143:TYR:HD2	1.81	0.45
1:M:173:GLN:HG3	1:M:670:HIS:HD2	1.82	0.45
2:N:112:ILE:O	2:N:148:VAL:HA	2.17	0.45
1:P:136:ASN:O	1:P:139:VAL:N	2.47	0.45
1:P:163:TYR:O	1:P:166:MET:HB3	2.17	0.45
1:P:186:THR:O	1:P:190:MLY:HG2	2.17	0.45
1:P:206:LYS:HD3	1:P:217:THR:OG1	2.16	0.45
1:P:464:ILE:CG2	1:P:465:ALA:N	2.80	0.45
1:P:476:GLU:OE2	1:P:598:MLY:HH13	2.17	0.45
1:P:794:CYS:O	1:P:797:PHE:HB3	2.17	0.45
1:P:835:PHE:O	1:P:839:MLY:N	2.49	0.45
4:8:299:MET:HE2	4:8:331:ALA:HB2	1.98	0.45
4:V:223:PHE:CD2	4:V:259:GLU:HG3	2.52	0.45
4:X:324:THR:HB	4:Z:247:VAL:N	2.31	0.45
4:Y:32:PRO:HB2	4:Y:34:ILE:HD11	1.98	0.45
1:A:215:GLN:H	1:A:340:ILE:CD1	2.21	0.45
1:A:226:ASN:N	1:A:227:PRO:HD2	2.32	0.45

Continued on next page...

Continued from previous page...

Atom-1	Atom-2	Interatomic distance (Å)	Clash overlap (Å)
1:A:361:TYR:O	1:A:364:LEU:HB2	2.16	0.45
1:A:486:MLY:HH22	1:A:527:GLU:CD	2.37	0.45
1:A:675:ILE:HG23	1:A:676:ILE:N	2.32	0.45
1:A:709:LYS:C	1:A:710:GLY:N	2.70	0.45
1:A:800:ARG:C	3:C:149:VAL:HG22	2.36	0.45
1:D:89:GLU:CD	1:D:153:PRO:HD2	2.37	0.45
1:D:296:MLY:O	1:D:299:LEU:HB2	2.17	0.45
1:D:556:ASP:CA	4:W:49:GLN:O	2.52	0.45
1:D:640:LYS:C	4:9:23:GLY:C	2.74	0.45
1:D:667:THR:O	1:D:669:PRO:HD3	2.16	0.45
1:D:727:LEU:N	1:D:782:MLY:HE3	2.25	0.45
1:D:794:CYS:O	1:D:797:PHE:HB3	2.16	0.45
3:F:69:LEU:HB3	3:F:70:PRO:HD3	1.99	0.45
1:G:226:ASN:N	1:G:227:PRO:HD2	2.32	0.45
1:G:322:VAL:CG1	1:G:325:ILE:HD11	2.47	0.45
1:G:612:GLN:NE2	1:G:627:GLY:H	2.14	0.45
1:G:642:LYS:NZ	4:V:340:TRP:O	2.50	0.45
1:G:835:PHE:O	1:G:839:MLY:N	2.49	0.45
1:J:710:GLY:N	1:J:772:LEU:HD22	2.27	0.45
1:J:817:GLN:CD	2:K:127:ARG:CB	2.78	0.45
1:J:829:TRP:CH2	2:K:84:PHE:CE1	3.05	0.45
1:M:41:VAL:CG1	1:M:42:HIS:N	2.75	0.45
1:M:179:GLY:O	1:M:185:LYS:HE2	2.17	0.45
1:M:568:PRO:CG	1:M:578:HIS:H	2.30	0.45
1:M:798:LEU:HD22	3:O:126:LEU:CD1	2.29	0.45
1:M:835:PHE:O	1:M:839:MLY:N	2.49	0.45
3:O:52:ASN:CB	3:O:53:PRO:CD	2.92	0.45
1:P:30:MLY:HB3	1:P:31:PRO:HD2	1.97	0.45
1:P:103:LEU:HD22	1:P:692:LEU:HG	1.98	0.45
1:P:295:MLY:HG3	1:P:332:MET:HE2	1.96	0.45
1:P:642:LYS:NZ	4:1:340:TRP:O	2.50	0.45
1:P:834:LEU:HD12	2:Q:51:PHE:HE1	1.71	0.45
3:R:50:LEU:O	3:R:53:PRO:CD	2.63	0.45
4:4:223:PHE:CD2	4:4:259:GLU:HG3	2.52	0.45
4:8:223:PHE:CD2	4:8:259:GLU:HG3	2.52	0.45
4:8:253:GLU:HA	4:8:256:ARG:CG	2.42	0.45
4:Z:223:PHE:CD2	4:Z:259:GLU:HG3	2.52	0.45
1:A:476:GLU:OE2	1:A:598:MLY:HH13	2.16	0.45
1:A:725:ARG:HA	1:A:732:ILE:HG22	1.99	0.45
1:A:831:TRP:CG	2:B:51:PHE:CE1	2.81	0.45
1:D:55:MLY:HH23	1:D:60:VAL:HG22	1.99	0.45

Continued on next page...

Continued from previous page...

Atom-1	Atom-2	Interatomic distance (Å)	Clash overlap (Å)
1:D:224:SER:O	1:D:227:PRO:HD2	2.17	0.45
1:D:361:TYR:O	1:D:364:LEU:HB2	2.16	0.45
1:D:632:GLY:HA3	1:D:643:GLY:N	2.17	0.45
1:D:642:LYS:NZ	4:9:340:TRP:O	2.50	0.45
2:E:114:LYS:CG	2:E:146:GLY:HA2	2.46	0.45
1:G:14:ALA:N	1:G:15:PRO:HD2	2.32	0.45
1:G:476:GLU:OE2	1:G:598:MLY:HH13	2.17	0.45
3:I:62:ALA:O	3:I:63:ILE:CB	2.63	0.45
1:J:55:MLY:HH23	1:J:60:VAL:HG22	1.99	0.45
1:J:163:TYR:O	1:J:166:MET:HB3	2.17	0.45
1:J:195:TYR:CE2	1:J:199:ILE:HD12	2.52	0.45
1:J:629:GLU:HG2	1:J:643:GLY:C	2.35	0.45
1:J:794:CYS:O	1:J:797:PHE:HB3	2.17	0.45
1:M:326:ASP:O	1:M:330:GLU:HG2	2.16	0.45
1:M:464:ILE:CG2	1:M:465:ALA:N	2.80	0.45
1:M:612:GLN:NE2	1:M:627:GLY:H	2.15	0.45
1:M:701:LEU:HD12	1:M:701:LEU:HA	1.55	0.45
1:M:786:ILE:O	1:M:789:ALA:HB3	2.17	0.45
1:P:17:LEU:HD12	1:P:17:LEU:HA	1.68	0.45
1:P:37:SER:O	1:P:38:VAL:HG23	2.17	0.45
1:P:226:ASN:HB2	1:P:227:PRO:CD	2.47	0.45
1:P:335:ASP:OD1	1:P:348:MLY:NZ	2.49	0.45
1:P:486:MLY:HH22	1:P:527:GLU:CD	2.37	0.45
1:P:578:HIS:HB3	1:P:592:ILE:CD1	2.38	0.45
1:P:724:TYR:HD1	1:P:727:LEU:CD1	2.27	0.45
4:1:75:ILE:HG21	4:2:197:GLY:HA2	1.98	0.45
4:1:366:GLY:O	4:1:369:ILE:HG22	2.16	0.45
4:7:6:THR:HG22	4:7:101:HIS:HA	1.98	0.45
4:9:366:GLY:O	4:9:369:ILE:HG22	2.16	0.45
4:Z:32:PRO:HB2	4:Z:34:ILE:HD11	1.98	0.45
1:A:37:SER:O	1:A:38:VAL:HG23	2.17	0.45
1:A:464:ILE:CG2	1:A:465:ALA:N	2.79	0.45
1:A:664:LEU:HA	1:A:664:LEU:HD12	1.53	0.45
1:A:707:CYS:SG	1:A:714:ARG:CZ	3.05	0.45
1:A:732:ILE:CG2	1:A:747:LEU:CD1	0.65	0.45
1:A:747:LEU:C	1:A:749:GLY:H	2.21	0.45
1:A:794:CYS:O	1:A:797:PHE:HB3	2.17	0.45
1:D:322:VAL:CG1	1:D:325:ILE:HD11	2.47	0.45
1:D:795:ARG:NH2	3:F:116:GLU:HG2	2.27	0.45
1:G:139:VAL:HG12	1:G:143:TYR:HD2	1.81	0.45
1:G:643:GLY:CA	4:V:24:ASP:OD1	2.62	0.45

Continued on next page...

Continued from previous page...

Atom-1	Atom-2	Interatomic distance (Å)	Clash overlap (Å)
1:G:759:ALA:O	1:G:766:PHE:N	2.32	0.45
1:J:103:LEU:HD22	1:J:692:LEU:HG	1.98	0.45
1:J:214:MET:HA	1:J:340:ILE:CD1	2.41	0.45
1:J:322:VAL:CG1	1:J:325:ILE:HD11	2.47	0.45
1:J:486:MLY:HH22	1:J:527:GLU:CD	2.37	0.45
1:J:543:PRO:CD	4:W:143:TYR:O	2.64	0.45
1:J:597:GLU:O	1:J:600:MLY:N	2.50	0.45
1:J:798:LEU:HD12	1:J:798:LEU:HA	1.37	0.45
1:M:134:VAL:C	1:M:136:ASN:H	2.16	0.45
1:M:186:THR:O	1:M:190:MLY:HG2	2.17	0.45
1:M:206:LYS:HD3	1:M:217:THR:OG1	2.16	0.45
1:M:322:VAL:CG1	1:M:325:ILE:HD11	2.47	0.45
1:M:418:THR:CG2	1:M:419:VAL:N	2.79	0.45
1:M:641:LYS:CD	1:M:647:GLN:CG	2.72	0.45
1:M:642:LYS:HB3	4:Z:24:ASP:HB2	1.37	0.45
1:M:805:ALA:C	1:M:808:GLU:N	2.70	0.45
1:P:540:CYS:N	4:1:349:LEU:HD11	2.31	0.45
1:P:597:GLU:O	1:P:600:MLY:N	2.50	0.45
1:P:629:GLU:HG2	1:P:643:GLY:C	2.35	0.45
1:P:810:ARG:HG2	1:P:810:ARG:NH1	2.29	0.45
4:3:6:THR:HG22	4:3:101:HIS:HA	1.98	0.45
4:3:366:GLY:O	4:3:369:ILE:HG22	2.16	0.45
4:4:288:ASP:OD2	4:6:203:THR:OG1	2.32	0.45
4:6:190:MET:O	4:6:194:THR:HG23	2.16	0.45
4:7:287:ILE:CB	4:9:204:ALA:H	2.13	0.45
4:W:32:PRO:HB2	4:W:34:ILE:HD11	1.98	0.45
1:A:544:LYS:HD2	4:8:147:ARG:CB	2.37	0.44
1:A:642:LYS:HB3	4:8:24:ASP:HB2	1.37	0.44
1:A:798:LEU:HD12	1:A:798:LEU:HA	1.36	0.44
1:A:813:ILE:CG2	2:B:127:ARG:CB	2.94	0.44
3:C:62:ALA:O	3:C:63:ILE:CB	2.63	0.44
3:C:69:LEU:HB3	3:C:70:PRO:HD3	2.00	0.44
1:D:30:MLY:HB3	1:D:31:PRO:HD2	1.97	0.44
1:D:675:ILE:HG23	1:D:676:ILE:N	2.32	0.44
1:D:711:PHE:HB3	1:D:766:PHE:HB3	1.99	0.44
1:D:725:ARG:CG	1:D:733:PRO:CA	2.95	0.44
1:G:330:GLU:O	1:G:333:ALA:HB3	2.17	0.44
1:G:486:MLY:HH22	1:G:527:GLU:CD	2.37	0.44
1:G:640:LYS:HB3	1:G:645:SER:CB	2.42	0.44
1:G:725:ARG:CG	1:G:733:PRO:CA	2.95	0.44
1:G:725:ARG:HA	1:G:732:ILE:HG22	1.99	0.44

Continued on next page...

Continued from previous page...

Atom-1	Atom-2	Interatomic distance (Å)	Clash overlap (Å)
1:G:732:ILE:CG2	1:G:747:LEU:CD1	0.65	0.44
1:J:64:THR:HB	1:J:68:GLU:N	2.32	0.44
1:J:411:GLU:H	4:W:333:PRO:CB	2.30	0.44
1:J:829:TRP:HA	1:J:830:PRO:HD2	1.86	0.44
1:M:14:ALA:N	1:M:15:PRO:HD2	2.32	0.44
1:M:103:LEU:HD22	1:M:692:LEU:HG	1.98	0.44
1:M:296:MLY:O	1:M:299:LEU:HB2	2.17	0.44
1:M:667:THR:O	1:M:669:PRO:HD3	2.17	0.44
2:N:114:LYS:CG	2:N:146:GLY:HA2	2.46	0.44
1:P:173:GLN:HG3	1:P:670:HIS:HD2	1.82	0.44
1:P:725:ARG:CG	1:P:733:PRO:HA	2.43	0.44
4:2:322:PRO:CA	4:4:244:ASP:HB2	2.47	0.44
4:2:324:THR:OG1	4:4:244:ASP:HB3	2.16	0.44
4:3:190:MET:O	4:3:194:THR:HG23	2.16	0.44
4:7:324:THR:O	4:9:244:ASP:HA	2.08	0.44
4:W:366:GLY:O	4:W:369:ILE:HG22	2.16	0.44
4:Y:366:GLY:O	4:Y:369:ILE:HG22	2.16	0.44
1:D:486:MLY:HH22	1:D:527:GLU:CD	2.37	0.44
1:G:166:MET:CE	1:G:254:PHE:HB2	2.46	0.44
1:G:195:TYR:CE2	1:G:199:ILE:HD12	2.52	0.44
1:G:408:VAL:HA	1:G:636:LYS:HG3	1.03	0.44
1:G:712:PRO:HB2	1:G:713:SER:H	1.61	0.44
1:G:798:LEU:HD12	1:G:798:LEU:HA	1.36	0.44
2:H:121:LEU:O	2:H:128:PHE:CG	2.61	0.44
1:J:37:SER:O	1:J:38:VAL:HG23	2.17	0.44
1:J:84:MLY:HH21	1:J:720:PHE:O	2.17	0.44
1:J:224:SER:O	1:J:227:PRO:HD2	2.18	0.44
1:J:448:GLN:C	1:J:450:ASP:H	2.19	0.44
1:J:643:GLY:CA	4:W:24:ASP:OD1	2.61	0.44
1:J:747:LEU:C	1:J:749:GLY:H	2.20	0.44
1:J:756:THR:CB	1:J:776:GLU:OE1	2.62	0.44
2:K:137:TRP:CA	2:K:145:ALA:HB2	2.37	0.44
1:M:163:TYR:O	1:M:166:MET:HB3	2.17	0.44
1:M:639:GLY:H	4:Z:344:SER:HB3	1.82	0.44
1:M:642:LYS:NZ	4:Z:340:TRP:O	2.50	0.44
1:M:753:VAL:HG12	1:M:771:LEU:HD11	1.99	0.44
1:M:797:PHE:CE1	3:O:146:ILE:CA	2.90	0.44
3:O:69:LEU:HB3	3:O:70:PRO:HD3	2.00	0.44
1:P:330:GLU:O	1:P:333:ALA:HB3	2.17	0.44
1:P:443:ILE:HG22	1:P:444:ARG:N	2.29	0.44
1:P:485:GLU:OE1	1:P:583:HIS:ND1	2.49	0.44

Continued on next page...

Continued from previous page...

Atom-1	Atom-2	Interatomic distance (Å)	Clash overlap (Å)
1:P:711:PHE:HB3	1:P:766:PHE:HB3	1.99	0.44
1:P:725:ARG:CG	1:P:733:PRO:CA	2.95	0.44
1:P:787:ILE:HG21	1:P:787:ILE:HD13	1.67	0.44
1:P:818:TYR:HB3	2:Q:90:GLY:HA3	1.99	0.44
1:P:829:TRP:CE3	2:Q:87:LYS:NZ	2.66	0.44
4:V:299:MET:HE2	4:V:331:ALA:HB2	1.99	0.44
1:A:89:GLU:CD	1:A:153:PRO:HD2	2.36	0.44
1:A:292:MET:HE1	1:A:309:PRO:CG	2.47	0.44
1:A:439:LEU:N	1:A:439:LEU:CD1	2.81	0.44
1:A:556:ASP:CA	4:V:49:GLN:O	2.52	0.44
1:A:725:ARG:HH21	1:A:733:PRO:HB2	1.81	0.44
3:C:101:THR:HA	3:C:137:ILE:O	2.18	0.44
1:D:103:LEU:HD22	1:D:692:LEU:HG	1.98	0.44
1:D:195:TYR:CE2	1:D:199:ILE:HD12	2.52	0.44
1:D:732:ILE:CG2	1:D:747:LEU:HD11	1.26	0.44
1:G:17:LEU:HA	1:G:17:LEU:HD12	1.67	0.44
1:G:99:GLU:N	1:G:100:PRO:CD	2.80	0.44
1:G:134:VAL:C	1:G:136:ASN:H	2.16	0.44
1:G:163:TYR:O	1:G:166:MET:HB3	2.17	0.44
1:G:292:MET:HE3	1:G:309:PRO:CA	2.43	0.44
1:G:296:MLY:O	1:G:299:LEU:HB2	2.17	0.44
1:G:597:GLU:O	1:G:600:MLY:N	2.50	0.44
1:G:664:LEU:HD12	1:G:664:LEU:HA	1.53	0.44
1:G:675:ILE:HG23	1:G:676:ILE:N	2.32	0.44
1:G:692:LEU:O	1:G:696:ARG:HG3	2.18	0.44
2:H:117:LEU:CG	2:H:147:ASN:OD1	2.52	0.44
1:J:155:ILE:HG22	1:J:156:PHE:N	2.33	0.44
1:J:292:MET:HE1	1:J:309:PRO:CG	2.47	0.44
1:J:443:ILE:HG22	1:J:444:ARG:N	2.29	0.44
1:J:519:LEU:N	1:J:519:LEU:CD1	2.77	0.44
1:J:711:PHE:HB3	1:J:766:PHE:HB3	1.99	0.44
1:J:783:LEU:HA	1:J:786:ILE:HB	2.00	0.44
1:J:829:TRP:HZ3	2:K:84:PHE:CE2	2.36	0.44
3:L:122:GLU:HA	3:L:125:GLU:OE1	2.18	0.44
1:M:37:SER:O	1:M:38:VAL:HG23	2.17	0.44
1:M:218:LEU:HA	1:M:221:GLN:HG3	1.71	0.44
1:M:226:ASN:N	1:M:227:PRO:HD2	2.33	0.44
1:M:675:ILE:HG23	1:M:676:ILE:N	2.32	0.44
2:N:88:LEU:HB3	2:N:91:ALA:HB2	1.98	0.44
1:P:224:SER:O	1:P:227:PRO:HD2	2.17	0.44
1:P:612:GLN:NE2	1:P:627:GLY:H	2.15	0.44

Continued on next page...

Continued from previous page...

Atom-1	Atom-2	Interatomic distance (Å)	Clash overlap (Å)
1:P:629:GLU:CA	1:P:643:GLY:C	2.73	0.44
1:P:639:GLY:H	4:1:344:SER:HB3	1.82	0.44
1:P:785:GLU:OE2	3:R:81:GLN:HB2	2.17	0.44
2:Q:129:THR:HG23	2:Q:132:GLU:OE1	2.17	0.44
4:1:190:MET:O	4:1:194:THR:HG23	2.16	0.44
4:2:190:MET:O	4:2:194:THR:HG23	2.16	0.44
4:5:190:MET:O	4:5:194:THR:HG23	2.16	0.44
4:8:32:PRO:HB2	4:8:34:ILE:HD11	1.98	0.44
4:9:6:THR:HG22	4:9:101:HIS:HA	1.98	0.44
4:X:32:PRO:HB2	4:X:34:ILE:HD11	1.98	0.44
4:Y:6:THR:HG22	4:Y:101:HIS:HA	1.98	0.44
1:A:278:GLN:HE21	1:A:278:GLN:HB3	1.41	0.44
1:A:411:GLU:H	4:8:333:PRO:CB	2.30	0.44
1:A:534:SER:HB2	4:8:354:GLN:HE22	1.57	0.44
1:A:629:GLU:HG2	1:A:643:GLY:C	2.35	0.44
3:C:52:ASN:CB	3:C:53:PRO:HD3	2.28	0.44
1:D:123:CYS:CB	1:D:158:ILE:HD13	2.48	0.44
1:D:163:TYR:O	1:D:166:MET:HB3	2.17	0.44
1:D:226:ASN:HB2	1:D:227:PRO:CD	2.47	0.44
2:E:129:THR:HG23	2:E:132:GLU:OE1	2.18	0.44
1:G:149:GLN:HG2	1:G:716:LEU:CD1	2.35	0.44
1:G:292:MET:HE1	1:G:309:PRO:CG	2.48	0.44
1:G:439:LEU:N	1:G:439:LEU:CD1	2.81	0.44
1:G:516:GLY:O	1:G:518:ASP:N	2.51	0.44
1:G:667:THR:O	1:G:669:PRO:HD3	2.16	0.44
1:J:123:CYS:CB	1:J:158:ILE:HD13	2.48	0.44
1:J:308:ASN:HA	1:J:309:PRO:HD2	1.88	0.44
1:J:485:GLU:OE1	1:J:583:HIS:ND1	2.49	0.44
1:J:732:ILE:CG2	1:J:747:LEU:CD1	0.65	0.44
1:M:488:GLN:O	1:M:491:PHE:HB3	2.17	0.44
1:M:725:ARG:HA	1:M:732:ILE:HG22	1.99	0.44
1:M:726:VAL:CG1	3:O:86:ASP:OD1	2.64	0.44
1:M:786:ILE:C	1:M:787:ILE:C	2.76	0.44
1:M:831:TRP:HE1	2:N:67:MET:HG2	1.80	0.44
1:P:155:ILE:HG22	1:P:156:PHE:N	2.33	0.44
1:P:193:ILE:HD11	1:P:250:ILE:CD1	2.48	0.44
1:P:195:TYR:CE2	1:P:199:ILE:HD12	2.52	0.44
1:P:485:GLU:HA	1:P:584:TYR:HE2	1.83	0.44
1:P:782:MLY:HH23	3:R:83:THR:HG21	1.96	0.44
3:R:52:ASN:CB	3:R:53:PRO:CD	2.92	0.44
4:1:6:THR:HG22	4:1:101:HIS:HA	1.98	0.44

Continued on next page...

Continued from previous page...

Atom-1	Atom-2	Interatomic distance (Å)	Clash overlap (Å)
4:1:32:PRO:HB2	4:1:34:ILE:HD11	1.98	0.44
4:1:245:GLY:H	4:Y:291:LYS:HB2	1.82	0.44
4:4:32:PRO:HB2	4:4:34:ILE:HD11	1.99	0.44
4:4:190:MET:O	4:4:194:THR:HG23	2.16	0.44
4:8:171:LEU:HA	4:8:172:PRO:HD2	1.84	0.44
4:X:223:PHE:HB3	4:X:259:GLU:OE2	2.18	0.44
1:A:106:LEU:HD12	1:A:106:LEU:HA	1.79	0.44
1:A:163:TYR:O	1:A:166:MET:HB3	2.17	0.44
1:A:221:GLN:HG2	1:A:221:GLN:H	1.47	0.44
1:A:224:SER:O	1:A:227:PRO:HD2	2.17	0.44
1:A:296:MLY:O	1:A:299:LEU:HB2	2.17	0.44
1:A:488:GLN:O	1:A:491:PHE:HB3	2.17	0.44
1:A:689:GLU:HA	1:A:692:LEU:HB2	2.00	0.44
1:A:692:LEU:O	1:A:696:ARG:HG3	2.18	0.44
1:A:715:VAL:HG12	1:A:720:PHE:HB2	2.00	0.44
2:B:114:LYS:CG	2:B:146:GLY:HA2	2.46	0.44
2:B:129:THR:HG23	2:B:132:GLU:OE1	2.18	0.44
2:B:140:PHE:O	2:B:141:PRO:C	2.33	0.44
2:B:144:VAL:HG12	2:B:153:ILE:HD13	1.92	0.44
1:D:64:THR:HB	1:D:68:GLU:N	2.33	0.44
1:D:173:GLN:HG3	1:D:670:HIS:HD2	1.82	0.44
1:D:408:VAL:CG1	4:9:332:PRO:HB3	2.41	0.44
1:G:103:LEU:HD22	1:G:692:LEU:HG	1.98	0.44
1:G:332:MET:O	1:G:336:SER:OG	2.27	0.44
1:G:418:THR:CG2	1:G:419:VAL:N	2.79	0.44
1:G:689:GLU:HA	1:G:692:LEU:HB2	2.00	0.44
1:G:783:LEU:N	1:G:783:LEU:CD1	2.78	0.44
1:J:14:ALA:HB3	1:J:15:PRO:CD	2.46	0.44
1:J:48:VAL:HA	1:J:104:TYR:OH	2.18	0.44
1:J:99:GLU:N	1:J:100:PRO:CD	2.80	0.44
1:J:330:GLU:O	1:J:333:ALA:HB3	2.16	0.44
1:J:516:GLY:O	1:J:518:ASP:N	2.51	0.44
1:J:578:HIS:HB3	1:J:592:ILE:CD1	2.38	0.44
1:J:639:GLY:CA	4:W:344:SER:O	2.39	0.44
1:J:642:LYS:HE2	4:W:344:SER:HA	1.56	0.44
1:J:724:TYR:HD1	1:J:727:LEU:CD1	2.27	0.44
1:J:725:ARG:CG	1:J:733:PRO:CA	2.95	0.44
1:J:829:TRP:O	1:J:832:MET:N	2.50	0.44
1:M:330:GLU:O	1:M:333:ALA:HB3	2.16	0.44
1:M:747:LEU:C	1:M:749:GLY:H	2.20	0.44
1:P:320:ILE:O	1:P:320:ILE:HG22	2.18	0.44

Continued on next page...

Continued from previous page...

Atom-1	Atom-2	Interatomic distance (Å)	Clash overlap (Å)
1:P:411:GLU:H	4:1:333:PRO:CB	2.30	0.44
1:P:449:LEU:HA	1:P:449:LEU:HD12	1.60	0.44
1:P:729:ALA:CB	3:R:84:PHE:HE1	2.31	0.44
1:P:793:ARG:HD3	3:R:40:ASN:HD22	1.82	0.44
1:P:821:ARG:NH1	2:Q:127:ARG:NE	2.65	0.44
4:4:223:PHE:HB3	4:4:259:GLU:OE2	2.18	0.44
4:6:32:PRO:HB2	4:6:34:ILE:HD11	1.98	0.44
4:8:223:PHE:HB3	4:8:259:GLU:OE2	2.18	0.44
4:9:32:PRO:HB2	4:9:34:ILE:HD11	1.98	0.44
4:V:32:PRO:HB2	4:V:34:ILE:HD11	1.98	0.44
4:V:290:ARG:NH1	4:X:202:THR:CG2	2.81	0.44
1:A:64:THR:HB	1:A:68:GLU:N	2.33	0.44
1:A:139:VAL:HG12	1:A:143:TYR:HD2	1.81	0.44
1:A:179:GLY:O	1:A:185:LYS:HE2	2.17	0.44
1:A:540:CYS:C	4:8:349:LEU:HD21	2.36	0.44
2:B:112:ILE:O	2:B:148:VAL:N	2.50	0.44
3:C:122:GLU:HA	3:C:125:GLU:OE1	2.18	0.44
1:D:166:MET:CE	1:D:254:PHE:CD2	3.01	0.44
1:D:411:GLU:H	4:9:333:PRO:CB	2.29	0.44
1:D:493:HIS:O	1:D:496:PHE:HB3	2.18	0.44
1:D:530:MET:CB	4:9:354:GLN:CB	2.95	0.44
1:G:87:MLY:HH12	1:G:87:MLY:HD3	1.62	0.44
1:G:173:GLN:HG3	1:G:670:HIS:HD2	1.82	0.44
1:G:224:SER:O	1:G:227:PRO:HD2	2.17	0.44
1:G:488:GLN:O	1:G:491:PHE:HB3	2.17	0.44
1:G:816:ILE:HD11	2:H:100:ALA:CB	2.47	0.44
2:H:129:THR:HG23	2:H:132:GLU:OE1	2.17	0.44
1:J:206:LYS:CE	1:J:217:THR:HG23	2.29	0.44
1:J:612:GLN:NE2	1:J:627:GLY:H	2.14	0.44
1:J:725:ARG:HA	1:J:732:ILE:HG22	1.99	0.44
3:L:119:THR:O	3:L:123:VAL:HG23	2.18	0.44
1:M:123:CYS:CB	1:M:158:ILE:HD13	2.48	0.44
1:P:14:ALA:N	1:P:15:PRO:HD2	2.32	0.44
1:P:55:MLY:HH23	1:P:60:VAL:HG22	1.99	0.44
1:P:493:HIS:O	1:P:496:PHE:HB3	2.18	0.44
1:P:725:ARG:HA	1:P:732:ILE:HG22	1.99	0.44
2:Q:140:PHE:HA	2:Q:141:PRO:HD2	1.57	0.44
3:R:122:GLU:HA	3:R:125:GLU:OE1	2.18	0.44
4:7:324:THR:N	4:9:245:GLY:CA	2.69	0.44
4:Y:190:MET:O	4:Y:194:THR:HG23	2.16	0.44
1:A:88:ILE:HG21	1:A:88:ILE:HD12	1.78	0.44

Continued on next page...

Continued from previous page...

Atom-1	Atom-2	Interatomic distance (Å)	Clash overlap (Å)
1:A:91:MET:CE	1:A:119:SER:HB2	2.48	0.44
1:A:308:ASN:HA	1:A:309:PRO:HD2	1.88	0.44
1:A:496:PHE:CE2	1:A:514:ASP:HA	2.50	0.44
1:A:541:MET:HB3	4:8:345:ILE:HG22	1.99	0.44
1:D:144:ARG:HA	1:D:144:ARG:HD2	1.78	0.44
1:D:408:VAL:HG22	1:D:636:LYS:HG2	1.52	0.44
1:D:507:GLY:C	1:D:762:HIS:N	2.71	0.44
1:D:639:GLY:H	4:9:344:SER:HB3	1.83	0.44
1:G:174:SER:OG	1:G:669:PRO:HA	2.18	0.44
1:G:179:GLY:O	1:G:185:LYS:HE2	2.17	0.44
1:G:266:GLU:OE1	1:G:659:MLY:NZ	2.51	0.44
1:G:322:VAL:HA	1:G:323:PRO:HD3	1.87	0.44
1:G:493:HIS:O	1:G:496:PHE:HB3	2.18	0.44
1:G:543:PRO:CD	4:V:143:TYR:O	2.64	0.44
1:G:711:PHE:HB3	1:G:766:PHE:HB3	2.00	0.44
1:G:794:CYS:O	1:G:797:PHE:HB3	2.17	0.44
1:G:823:PHE:CE1	2:H:160:GLY:HA2	2.48	0.44
1:J:176:LEU:N	1:J:176:LEU:CD1	2.75	0.44
1:J:292:MET:HE3	1:J:309:PRO:CA	2.47	0.44
1:J:789:ALA:HB2	3:L:81:GLN:CD	2.37	0.44
2:K:129:THR:HG23	2:K:132:GLU:OE1	2.17	0.44
1:M:218:LEU:HD22	1:M:222:ILE:HG13	1.95	0.44
1:M:411:GLU:H	4:Z:333:PRO:CB	2.30	0.44
1:M:692:LEU:O	1:M:696:ARG:HG3	2.18	0.44
1:M:715:VAL:HG12	1:M:720:PHE:HB2	2.00	0.44
1:M:732:ILE:CG2	1:M:747:LEU:HD12	0.35	0.44
1:M:831:TRP:NE1	2:N:67:MET:CG	2.79	0.44
1:P:63:MLY:HH23	1:P:63:MLY:HD3	1.76	0.44
1:P:64:THR:HB	1:P:68:GLU:N	2.32	0.44
1:P:322:VAL:CG1	1:P:325:ILE:HD11	2.47	0.44
1:P:725:ARG:HH21	1:P:733:PRO:HB2	1.82	0.44
1:P:747:LEU:C	1:P:749:GLY:N	2.71	0.44
4:2:223:PHE:HB3	4:2:259:GLU:OE2	2.18	0.44
4:4:287:ILE:HG13	4:6:202:THR:HA	1.40	0.44
4:4:299:MET:HE2	4:4:331:ALA:HB2	2.00	0.44
4:5:223:PHE:HB3	4:5:259:GLU:OE2	2.18	0.44
4:V:223:PHE:HB3	4:V:259:GLU:OE2	2.18	0.44
4:Y:220:ALA:HB3	4:Y:223:PHE:CD1	2.53	0.44
1:A:149:GLN:CD	1:A:716:LEU:CD2	2.49	0.44
1:A:502:GLU:HG2	1:A:766:PHE:CE1	2.53	0.44
1:A:667:THR:O	1:A:669:PRO:HD3	2.16	0.44

Continued on next page...

Continued from previous page...

Atom-1	Atom-2	Interatomic distance (Å)	Clash overlap (Å)
1:D:48:VAL:HA	1:D:104:TYR:OH	2.18	0.44
1:D:134:VAL:C	1:D:136:ASN:H	2.16	0.44
1:D:320:ILE:O	1:D:320:ILE:HG22	2.18	0.44
1:D:597:GLU:O	1:D:600:MLY:N	2.50	0.44
1:D:659:MLY:HD2	1:D:659:MLY:HH22	1.42	0.44
1:D:725:ARG:HA	1:D:732:ILE:HG22	1.99	0.44
1:D:732:ILE:CG2	1:D:747:LEU:CD1	0.65	0.44
1:D:747:LEU:C	1:D:749:GLY:H	2.21	0.44
1:D:747:LEU:C	1:D:749:GLY:N	2.71	0.44
3:F:52:ASN:CB	3:F:53:PRO:CD	2.92	0.44
1:G:37:SER:O	1:G:38:VAL:HG23	2.17	0.44
1:G:48:VAL:HA	1:G:104:TYR:OH	2.18	0.44
1:G:55:MLY:HH23	1:G:60:VAL:HG22	1.99	0.44
1:G:93:MET:HE2	1:G:764:MLY:HD3	2.00	0.44
1:G:123:CYS:CB	1:G:158:ILE:HD13	2.48	0.44
1:G:715:VAL:HG12	1:G:720:PHE:HB2	2.00	0.44
3:I:101:THR:HA	3:I:137:ILE:O	2.18	0.44
1:J:166:MET:CE	1:J:254:PHE:CD2	3.01	0.44
1:J:186:THR:O	1:J:190:MLY:HG2	2.17	0.44
1:J:320:ILE:O	1:J:320:ILE:HG22	2.18	0.44
1:J:496:PHE:HB2	1:J:515:PHE:CD2	2.53	0.44
1:J:675:ILE:HG23	1:J:676:ILE:N	2.33	0.44
1:J:792:ALA:HB2	3:L:42:THR:H	1.78	0.44
1:M:48:VAL:HA	1:M:104:TYR:OH	2.18	0.44
1:M:193:ILE:HD11	1:M:250:ILE:CD1	2.48	0.44
1:M:485:GLU:OE1	1:M:583:HIS:ND1	2.49	0.44
1:M:552:ASN:O	4:2:49:GLN:HG3	2.16	0.44
1:M:625:THR:H	1:M:625:THR:HG22	1.48	0.44
1:M:637:LYS:HD2	4:Z:144:ALA:HB3	1.20	0.44
1:M:715:VAL:HG11	1:M:720:PHE:CD1	2.49	0.44
1:M:805:ALA:O	1:M:809:ARG:CA	2.62	0.44
2:N:129:THR:HG23	2:N:132:GLU:OE1	2.18	0.44
4:3:223:PHE:HB3	4:3:259:GLU:OE2	2.18	0.44
4:8:193:LEU:O	4:8:198:TYR:HD2	2.01	0.44
1:A:204:GLU:N	1:A:207:LYS:HE3	2.23	0.44
1:A:409:GLY:N	1:A:636:LYS:CD	2.70	0.44
1:A:476:GLU:H	1:A:476:GLU:CD	2.22	0.44
1:A:568:PRO:CG	1:A:578:HIS:H	2.30	0.44
1:A:701:LEU:HA	1:A:701:LEU:HD12	1.54	0.44
1:A:711:PHE:HB3	1:A:766:PHE:HB3	2.00	0.44
1:A:829:TRP:O	1:A:832:MET:N	2.50	0.44

Continued on next page...

Continued from previous page...

Atom-1	Atom-2	Interatomic distance (Å)	Clash overlap (Å)
2:B:139:ALA:C	2:B:141:PRO:HD3	2.33	0.44
1:D:136:ASN:O	1:D:139:VAL:N	2.47	0.44
1:D:793:ARG:CZ	3:F:87:PHE:CE1	3.01	0.44
1:D:800:ARG:C	3:F:149:VAL:CG2	2.80	0.44
1:D:823:PHE:CE1	2:E:161:GLU:N	2.85	0.44
3:F:119:THR:O	3:F:123:VAL:HG23	2.18	0.44
1:G:464:ILE:CG2	1:G:465:ALA:N	2.80	0.44
1:G:787:ILE:HG23	1:G:791:GLN:HG3	2.00	0.44
1:G:791:GLN:NE2	3:I:115:GLY:C	2.68	0.44
3:I:52:ASN:CB	3:I:53:PRO:HD3	2.28	0.44
1:J:91:MET:CE	1:J:119:SER:HB2	2.47	0.44
1:M:129:TYR:HD1	1:M:129:TYR:HA	1.65	0.44
1:M:289:TYR:OH	1:M:315:VAL:O	2.27	0.44
1:M:485:GLU:HA	1:M:584:TYR:HE2	1.83	0.44
1:M:819:ASN:CB	2:N:90:GLY:O	2.60	0.44
1:P:732:ILE:CG2	1:P:747:LEU:CD1	0.65	0.44
3:R:69:LEU:HB3	3:R:70:PRO:HD3	2.00	0.44
4:1:110:LEU:HB3	4:2:195:GLU:CB	2.48	0.44
4:3:220:ALA:HB3	4:3:223:PHE:CD1	2.53	0.44
4:4:253:GLU:HA	4:4:256:ARG:CG	2.42	0.44
4:6:223:PHE:HB3	4:6:259:GLU:OE2	2.18	0.44
4:7:32:PRO:HB2	4:7:34:ILE:HD11	1.98	0.44
4:W:6:THR:HG22	4:W:101:HIS:HA	1.98	0.44
1:A:173:GLN:HG3	1:A:670:HIS:HD2	1.82	0.43
1:A:266:GLU:OE1	1:A:659:MLY:NZ	2.51	0.43
1:A:496:PHE:HB2	1:A:515:PHE:CD2	2.53	0.43
1:A:516:GLY:O	1:A:518:ASP:N	2.51	0.43
1:A:642:LYS:HB2	4:8:24:ASP:O	1.88	0.43
1:A:725:ARG:CG	1:A:733:PRO:CA	2.95	0.43
1:A:791:GLN:OE1	3:C:116:GLU:N	2.49	0.43
1:D:14:ALA:N	1:D:15:PRO:CD	2.81	0.43
1:D:37:SER:O	1:D:38:VAL:HG23	2.17	0.43
1:D:308:ASN:HA	1:D:309:PRO:HD2	1.88	0.43
1:D:330:GLU:O	1:D:333:ALA:HB3	2.17	0.43
1:D:391:GLY:HA3	1:D:616:VAL:HG23	2.00	0.43
1:D:507:GLY:CA	1:D:762:HIS:CD2	3.01	0.43
1:D:804:ARG:NH2	3:F:149:VAL:HA	2.33	0.43
1:G:155:ILE:HG22	1:G:156:PHE:N	2.33	0.43
1:G:725:ARG:CZ	1:G:737:PHE:CZ	3.01	0.43
1:J:14:ALA:N	1:J:15:PRO:HD2	2.32	0.43
1:J:87:MLY:HD3	1:J:87:MLY:HH12	1.62	0.43

Continued on next page...

Continued from previous page...

Atom-1	Atom-2	Interatomic distance (Å)	Clash overlap (Å)
1:J:123:CYS:HB2	1:J:158:ILE:HD13	2.00	0.43
2:K:144:VAL:HG12	2:K:153:ILE:HD13	1.93	0.43
3:L:101:THR:HA	3:L:137:ILE:O	2.18	0.43
1:M:166:MET:CE	1:M:254:PHE:CD2	3.01	0.43
1:M:246:PHE:HB3	1:M:270:LEU:HD12	2.00	0.43
1:M:486:MLY:HH22	1:M:527:GLU:CD	2.37	0.43
1:M:787:ILE:HD13	1:M:787:ILE:HG21	1.67	0.43
1:M:798:LEU:CD1	3:O:126:LEU:CG	2.54	0.43
1:P:86:ASP:OD2	1:P:87:MLY:HH22	2.18	0.43
1:P:144:ARG:HA	1:P:144:ARG:HD2	1.78	0.43
1:P:151:ALA:HB1	1:P:152:PRO:HD2	2.00	0.43
1:P:540:CYS:C	4:1:349:LEU:HD21	2.36	0.43
1:P:639:GLY:CA	4:1:344:SER:O	2.39	0.43
1:P:675:ILE:HG23	1:P:676:ILE:N	2.33	0.43
1:P:767:PHE:HB3	1:P:772:LEU:HD13	2.00	0.43
1:P:796:GLY:HA3	3:R:40:ASN:OD1	2.18	0.43
3:R:101:THR:HA	3:R:137:ILE:O	2.18	0.43
3:R:119:THR:O	3:R:123:VAL:HG23	2.18	0.43
4:2:205:GLU:O	4:2:208:ILE:HG22	2.18	0.43
4:2:287:ILE:HG23	4:4:202:THR:CG2	2.28	0.43
4:5:193:LEU:O	4:5:198:TYR:HD2	2.01	0.43
4:Z:205:GLU:O	4:Z:208:ILE:HG22	2.18	0.43
1:A:40:VAL:HG23	1:A:76:GLN:O	2.18	0.43
1:A:530:MET:HA	4:8:354:GLN:CD	2.11	0.43
1:A:541:MET:HG2	4:8:345:ILE:HG22	2.00	0.43
1:A:597:GLU:O	1:A:600:MLY:N	2.50	0.43
1:A:639:GLY:H	4:8:344:SER:HB3	1.83	0.43
1:A:752:ASP:OD2	1:A:782:MLY:CD	2.64	0.43
1:D:201:ALA:O	1:D:202:SER:OG	2.36	0.43
1:D:519:LEU:N	1:D:519:LEU:CD1	2.77	0.43
1:G:476:GLU:H	1:G:476:GLU:CD	2.22	0.43
1:G:639:GLY:H	4:V:344:SER:HB3	1.83	0.43
1:G:725:ARG:HH21	1:G:733:PRO:HB2	1.81	0.43
1:G:754:ASP:HB2	1:G:776:GLU:CB	2.47	0.43
1:J:193:ILE:HD11	1:J:250:ILE:CD1	2.48	0.43
1:J:295:MLY:CG	1:J:332:MET:HE1	2.46	0.43
1:J:725:ARG:CZ	1:J:737:PHE:CZ	3.01	0.43
1:J:725:ARG:HH21	1:J:733:PRO:HB2	1.82	0.43
1:J:793:ARG:O	1:J:797:PHE:N	2.39	0.43
1:M:224:SER:O	1:M:227:PRO:HD2	2.17	0.43
1:M:409:GLY:N	1:M:636:LYS:CD	2.71	0.43

Continued on next page...

Continued from previous page...

Atom-1	Atom-2	Interatomic distance (Å)	Clash overlap (Å)
1:M:476:GLU:CD	1:M:476:GLU:H	2.22	0.43
1:M:476:GLU:OE2	1:M:598:MLY:HH13	2.17	0.43
1:M:493:HIS:O	1:M:496:PHE:HB3	2.18	0.43
1:M:516:GLY:O	1:M:518:ASP:N	2.51	0.43
1:M:541:MET:CE	4:Z:346:LEU:HD12	2.47	0.43
1:M:597:GLU:O	1:M:600:MLY:N	2.51	0.43
1:M:725:ARG:CG	1:M:733:PRO:CA	2.95	0.43
3:O:122:GLU:HA	3:O:125:GLU:OE1	2.18	0.43
1:P:99:GLU:N	1:P:100:PRO:CD	2.80	0.43
1:P:266:GLU:OE1	1:P:659:MLY:NZ	2.51	0.43
1:P:519:LEU:N	1:P:519:LEU:CD1	2.77	0.43
4:7:223:PHE:HB3	4:7:259:GLU:OE2	2.18	0.43
1:A:109:ARG:CD	1:A:117:THR:HB	2.48	0.43
1:A:174:SER:OG	1:A:669:PRO:HA	2.18	0.43
1:A:195:TYR:CE2	1:A:199:ILE:HD12	2.52	0.43
1:A:400:ALA:CB	1:A:606:THR:HG22	2.49	0.43
3:C:50:LEU:O	3:C:53:PRO:HG2	2.18	0.43
1:D:129:TYR:HD1	1:D:129:TYR:HA	1.65	0.43
1:D:541:MET:HB3	4:9:345:ILE:HG22	2.00	0.43
1:D:701:LEU:HD12	1:D:701:LEU:HA	1.55	0.43
2:E:163:ALA:C	2:K:22:THR:OG1	2.56	0.43
1:G:64:THR:HB	1:G:68:GLU:N	2.33	0.43
1:G:91:MET:CE	1:G:119:SER:HB2	2.48	0.43
1:G:109:ARG:CD	1:G:117:THR:HB	2.48	0.43
1:G:408:VAL:HG22	1:G:636:LYS:HG2	1.52	0.43
1:G:485:GLU:HA	1:G:584:TYR:HE2	1.83	0.43
1:G:554:LEU:HD12	1:G:554:LEU:HA	1.77	0.43
2:H:114:LYS:CG	2:H:146:GLY:HA2	2.46	0.43
1:J:86:ASP:OD2	1:J:87:MLY:HH22	2.19	0.43
1:J:266:GLU:OE1	1:J:659:MLY:NZ	2.51	0.43
1:J:292:MET:CE	1:J:309:PRO:CA	2.97	0.43
1:J:309:PRO:C	1:J:311:ASP:H	2.22	0.43
1:M:64:THR:HB	1:M:68:GLU:N	2.33	0.43
1:M:123:CYS:HB2	1:M:158:ILE:HD13	2.00	0.43
1:M:136:ASN:HA	1:M:137:PRO:HD3	1.50	0.43
1:M:226:ASN:HB2	1:M:227:PRO:CD	2.47	0.43
1:M:530:MET:HA	4:Z:354:GLN:CD	2.11	0.43
1:M:689:GLU:HA	1:M:692:LEU:HB2	2.00	0.43
1:M:783:LEU:CD1	1:M:783:LEU:N	2.78	0.43
2:N:140:PHE:HA	2:N:141:PRO:HD2	1.56	0.43
3:O:101:THR:HA	3:O:137:ILE:O	2.18	0.43

Continued on next page...

Continued from previous page...

Atom-1	Atom-2	Interatomic distance (Å)	Clash overlap (Å)
1:P:48:VAL:HA	1:P:104:TYR:OH	2.18	0.43
1:P:64:THR:CG2	1:P:65:GLU:H	2.31	0.43
1:P:106:LEU:HD12	1:P:106:LEU:HA	1.79	0.43
1:P:134:VAL:C	1:P:136:ASN:H	2.16	0.43
1:P:309:PRO:C	1:P:311:ASP:H	2.22	0.43
1:P:541:MET:HG2	4:1:345:ILE:HG22	2.00	0.43
1:P:709:LYS:C	1:P:710:GLY:HA2	2.36	0.43
1:P:747:LEU:C	1:P:749:GLY:H	2.21	0.43
1:P:783:LEU:O	1:P:786:ILE:CG1	2.43	0.43
4:1:193:LEU:O	4:1:198:TYR:HD2	2.01	0.43
4:3:290:ARG:CZ	4:5:202:THR:HG22	2.37	0.43
4:4:287:ILE:HB	4:6:204:ALA:H	1.83	0.43
4:W:193:LEU:O	4:W:198:TYR:HD2	2.01	0.43
4:W:223:PHE:HB3	4:W:259:GLU:OE2	2.18	0.43
4:X:205:GLU:O	4:X:208:ILE:HG22	2.19	0.43
4:X:287:ILE:HG13	4:Z:201:VAL:HB	1.96	0.43
4:Y:223:PHE:HB3	4:Y:259:GLU:OE2	2.18	0.43
1:A:55:MLY:HH23	1:A:60:VAL:HG22	1.99	0.43
1:A:193:ILE:HD11	1:A:250:ILE:CD1	2.48	0.43
1:A:226:ASN:HB2	1:A:227:PRO:CD	2.47	0.43
1:A:246:PHE:HB3	1:A:270:LEU:HD12	2.01	0.43
1:A:391:GLY:HA3	1:A:616:VAL:HG23	2.00	0.43
1:A:549:SER:C	4:V:45:VAL:O	2.56	0.43
1:A:752:ASP:O	1:A:778:MET:CB	2.66	0.43
3:C:119:THR:O	3:C:123:VAL:HG23	2.18	0.43
1:D:193:ILE:HD11	1:D:250:ILE:CD1	2.48	0.43
2:E:112:ILE:O	2:E:148:VAL:N	2.50	0.43
1:G:14:ALA:N	1:G:15:PRO:CD	2.81	0.43
1:G:28:GLN:CB	1:G:723:ARG:NH2	2.52	0.43
1:G:84:MLY:CH2	1:G:723:ARG:CB	2.96	0.43
1:G:246:PHE:HB3	1:G:270:LEU:HD12	2.00	0.43
1:G:725:ARG:CG	1:G:733:PRO:HA	2.43	0.43
1:G:791:GLN:NE2	3:I:116:GLU:H	2.16	0.43
3:I:119:THR:O	3:I:123:VAL:HG23	2.18	0.43
1:J:295:MLY:CE	1:J:332:MET:CE	2.97	0.43
1:J:485:GLU:OE2	1:J:584:TYR:N	2.50	0.43
1:J:529:PRO:HB3	4:W:354:GLN:HA	2.00	0.43
3:L:50:LEU:O	3:L:53:PRO:HG2	2.18	0.43
1:M:266:GLU:OE1	1:M:659:MLY:NZ	2.51	0.43
1:M:786:ILE:HG22	1:M:787:ILE:N	2.34	0.43
1:P:14:ALA:N	1:P:15:PRO:CD	2.81	0.43

Continued on next page...

Continued from previous page...

Atom-1	Atom-2	Interatomic distance (Å)	Clash overlap (Å)
1:P:123:CYS:CB	1:P:158:ILE:HD13	2.48	0.43
1:P:174:SER:OG	1:P:669:PRO:HA	2.19	0.43
1:P:295:MLY:CE	1:P:332:MET:CE	2.97	0.43
1:P:516:GLY:O	1:P:518:ASP:N	2.51	0.43
1:P:529:PRO:HB3	4:1:354:GLN:HA	2.00	0.43
1:P:541:MET:HB3	4:1:345:ILE:HG22	2.00	0.43
1:P:725:ARG:CD	3:R:85:GLU:OE1	2.66	0.43
1:P:786:ILE:HG22	1:P:787:ILE:H	1.50	0.43
4:2:149:THR:HA	4:2:165:ILE:O	2.19	0.43
4:8:205:GLU:O	4:8:208:ILE:HG22	2.19	0.43
4:9:223:PHE:HB3	4:9:259:GLU:OE2	2.18	0.43
4:W:220:ALA:HB3	4:W:223:PHE:CD1	2.53	0.43
4:Y:193:LEU:O	4:Y:198:TYR:HD2	2.01	0.43
4:Z:193:LEU:O	4:Z:198:TYR:HD2	2.01	0.43
1:A:28:GLN:NE2	1:A:723:ARG:NH2	2.55	0.43
1:A:332:MET:H	1:A:332:MET:HG2	1.52	0.43
1:A:436:MLY:CE	1:A:626:TYR:CE1	2.99	0.43
1:A:485:GLU:HA	1:A:584:TYR:HE2	1.83	0.43
1:D:214:MET:HA	1:D:340:ILE:CD1	2.42	0.43
1:D:226:ASN:N	1:D:227:PRO:HD2	2.32	0.43
1:D:485:GLU:HA	1:D:584:TYR:HE2	1.83	0.43
1:D:496:PHE:HB2	1:D:515:PHE:CD2	2.54	0.43
3:F:101:THR:HA	3:F:137:ILE:O	2.18	0.43
3:F:122:GLU:HA	3:F:125:GLU:OE1	2.18	0.43
1:G:88:ILE:HG21	1:G:88:ILE:HD12	1.78	0.43
1:G:354:LEU:HA	1:G:354:LEU:HD12	1.56	0.43
1:G:391:GLY:HA3	1:G:616:VAL:HG23	2.01	0.43
2:H:144:VAL:HG12	2:H:153:ILE:HD13	1.92	0.43
1:J:151:ALA:HB1	1:J:152:PRO:HD2	2.01	0.43
1:J:175:ILE:C	1:J:176:LEU:HD12	2.39	0.43
1:J:322:VAL:CG1	1:J:325:ILE:HG13	2.49	0.43
1:J:391:GLY:HA3	1:J:616:VAL:HG23	2.01	0.43
1:J:408:VAL:HG22	1:J:636:LYS:HG2	1.51	0.43
1:J:568:PRO:CG	1:J:578:HIS:H	2.30	0.43
1:J:659:MLY:HD2	1:J:659:MLY:HH22	1.42	0.43
3:L:69:LEU:HB3	3:L:70:PRO:HD3	1.99	0.43
1:M:40:VAL:HG23	1:M:76:GLN:O	2.19	0.43
1:M:55:MLY:HH23	1:M:60:VAL:HG22	1.99	0.43
1:M:155:ILE:HG22	1:M:156:PHE:N	2.33	0.43
1:M:540:CYS:C	4:Z:349:LEU:HD21	2.36	0.43
1:M:541:MET:HB3	4:Z:345:ILE:HG22	2.00	0.43

Continued on next page...

Continued from previous page...

Atom-1	Atom-2	Interatomic distance (Å)	Clash overlap (Å)
1:M:541:MET:HG2	4:Z:345:ILE:HG22	2.00	0.43
1:M:725:ARG:CZ	1:M:737:PHE:CZ	3.01	0.43
1:M:747:LEU:C	1:M:749:GLY:N	2.71	0.43
3:O:119:THR:O	3:O:123:VAL:HG23	2.18	0.43
1:P:732:ILE:H	1:P:733:PRO:HD2	1.74	0.43
3:R:50:LEU:O	3:R:53:PRO:HG2	2.18	0.43
4:4:205:GLU:O	4:4:208:ILE:HG22	2.18	0.43
4:8:149:THR:HA	4:8:165:ILE:O	2.19	0.43
4:9:193:LEU:O	4:9:198:TYR:HD2	2.01	0.43
4:9:220:ALA:HB3	4:9:223:PHE:CD1	2.53	0.43
4:Z:223:PHE:HB3	4:Z:259:GLU:OE2	2.18	0.43
1:A:48:VAL:HA	1:A:104:TYR:OH	2.18	0.43
1:A:149:GLN:CB	1:A:719:ASP:CA	2.81	0.43
1:A:354:LEU:HA	1:A:354:LEU:HD12	1.56	0.43
1:A:637:LYS:HD2	4:8:144:ALA:HB3	1.21	0.43
1:A:754:ASP:H	1:A:775:LEU:CD1	2.31	0.43
1:A:768:MLY:HB3	1:A:771:LEU:CD1	2.47	0.43
1:D:91:MET:CE	1:D:119:SER:HB2	2.48	0.43
1:D:151:ALA:HB1	1:D:152:PRO:HD2	2.01	0.43
1:D:155:ILE:HG22	1:D:156:PHE:N	2.33	0.43
1:D:295:MLY:CE	1:D:332:MET:CE	2.97	0.43
1:D:500:GLN:HB2	1:D:512:PHE:CZ	2.54	0.43
1:D:516:GLY:O	1:D:518:ASP:N	2.51	0.43
1:D:549:SER:C	4:W:45:VAL:O	2.57	0.43
1:D:725:ARG:CZ	1:D:737:PHE:CE1	3.02	0.43
1:D:799:MET:SD	3:F:32:ASP:OD2	2.76	0.43
3:F:48:LYS:HD3	3:F:48:LYS:HA	1.18	0.43
1:G:28:GLN:CB	1:G:723:ARG:NH1	2.29	0.43
1:G:64:THR:CG2	1:G:65:GLU:H	2.32	0.43
1:G:292:MET:CE	1:G:309:PRO:CA	2.97	0.43
1:G:294:ASN:OD1	1:G:307:THR:HG21	2.19	0.43
1:G:485:GLU:OE1	1:G:583:HIS:ND1	2.49	0.43
1:J:64:THR:CG2	1:J:65:GLU:H	2.32	0.43
1:J:109:ARG:CD	1:J:117:THR:HB	2.49	0.43
1:J:134:VAL:C	1:J:136:ASN:H	2.16	0.43
1:J:201:ALA:O	1:J:202:SER:OG	2.36	0.43
1:J:217:THR:HG22	1:J:218:LEU:N	2.34	0.43
1:J:500:GLN:HB2	1:J:512:PHE:CZ	2.54	0.43
1:J:756:THR:C	1:J:776:GLU:CD	2.74	0.43
1:M:14:ALA:HB3	1:M:15:PRO:CD	2.46	0.43
1:M:174:SER:OG	1:M:669:PRO:HA	2.18	0.43

Continued on next page...

Continued from previous page...

Atom-1	Atom-2	Interatomic distance (Å)	Clash overlap (Å)
1:M:292:MET:CE	1:M:309:PRO:CA	2.97	0.43
1:M:530:MET:CB	4:Z:354:GLN:CB	2.95	0.43
1:P:229:LEU:HD12	1:P:229:LEU:HA	1.75	0.43
1:P:292:MET:CE	1:P:309:PRO:CA	2.97	0.43
1:P:391:GLY:HA3	1:P:616:VAL:HG23	2.01	0.43
1:P:659:MLY:HD2	1:P:659:MLY:HH22	1.42	0.43
1:P:692:LEU:O	1:P:696:ARG:HG3	2.18	0.43
1:P:725:ARG:CZ	1:P:737:PHE:CZ	3.01	0.43
4:2:220:ALA:HB3	4:2:223:PHE:CD1	2.53	0.43
4:6:193:LEU:O	4:6:198:TYR:HD2	2.01	0.43
4:7:287:ILE:N	4:9:202:THR:CG2	2.77	0.43
4:Z:149:THR:HA	4:Z:165:ILE:O	2.19	0.43
4:Z:220:ALA:HB3	4:Z:223:PHE:CD1	2.53	0.43
1:A:330:GLU:HG2	1:A:330:GLU:H	1.55	0.43
1:A:541:MET:SD	4:8:345:ILE:C	2.95	0.43
1:D:175:ILE:C	1:D:176:LEU:HD12	2.39	0.43
1:D:266:GLU:OE1	1:D:659:MLY:NZ	2.51	0.43
1:D:292:MET:CE	1:D:309:PRO:CA	2.97	0.43
1:D:439:LEU:N	1:D:439:LEU:CD1	2.81	0.43
1:D:612:GLN:NE2	1:D:627:GLY:H	2.14	0.43
1:D:715:VAL:HG12	1:D:720:PHE:HB2	2.00	0.43
1:D:787:ILE:HG23	1:D:791:GLN:HG3	2.01	0.43
2:E:144:VAL:HG12	2:E:153:ILE:HD13	1.92	0.43
1:G:193:ILE:HD11	1:G:250:ILE:CD1	2.48	0.43
1:G:400:ALA:CB	1:G:606:THR:HG22	2.49	0.43
1:G:724:TYR:HB3	1:G:727:LEU:CD1	2.48	0.43
1:G:791:GLN:CD	3:I:116:GLU:HG3	2.38	0.43
1:J:144:ARG:HA	1:J:144:ARG:HD2	1.78	0.43
1:J:400:ALA:CB	1:J:606:THR:HG22	2.49	0.43
1:J:485:GLU:HA	1:J:584:TYR:HE2	1.83	0.43
1:J:530:MET:CE	4:W:354:GLN:CB	2.96	0.43
1:J:692:LEU:O	1:J:696:ARG:HG3	2.18	0.43
1:M:109:ARG:CD	1:M:117:THR:HB	2.49	0.43
1:M:217:THR:HG22	1:M:218:LEU:N	2.34	0.43
1:M:496:PHE:HB2	1:M:515:PHE:CD2	2.54	0.43
1:M:537:GLU:OE1	4:Z:350:SER:HA	2.19	0.43
1:M:723:ARG:NH2	1:M:779:ARG:HH11	2.15	0.43
1:M:732:ILE:HG23	1:M:747:LEU:HD12	0.94	0.43
1:M:787:ILE:HG23	1:M:791:GLN:HG3	2.00	0.43
2:N:137:TRP:CZ3	2:N:145:ALA:N	2.81	0.43
1:P:175:ILE:C	1:P:176:LEU:HD12	2.39	0.43

Continued on next page...

Continued from previous page...

Atom-1	Atom-2	Interatomic distance (Å)	Clash overlap (Å)
1:P:226:ASN:N	1:P:227:PRO:HD2	2.32	0.43
1:P:400:ALA:CB	1:P:606:THR:HG22	2.49	0.43
1:P:476:GLU:CD	1:P:476:GLU:H	2.22	0.43
1:P:724:TYR:HB3	1:P:727:LEU:CD1	2.48	0.43
1:P:725:ARG:CZ	1:P:737:PHE:CE1	3.02	0.43
4:1:220:ALA:HB3	4:1:223:PHE:CD1	2.53	0.43
4:1:287:ILE:HG22	4:3:203:THR:CG2	2.40	0.43
4:3:149:THR:HA	4:3:165:ILE:O	2.19	0.43
4:7:220:ALA:HB3	4:7:223:PHE:CD1	2.53	0.43
4:V:193:LEU:O	4:V:198:TYR:HD2	2.01	0.43
4:V:205:GLU:O	4:V:208:ILE:HG22	2.19	0.43
1:A:292:MET:HE3	1:A:309:PRO:CA	2.47	0.43
1:A:449:LEU:HD12	1:A:449:LEU:HA	1.60	0.43
1:A:529:PRO:HB3	4:8:354:GLN:HA	2.00	0.43
1:A:752:ASP:OD2	1:A:782:MLY:CG	2.66	0.43
1:D:40:VAL:HG23	1:D:76:GLN:O	2.19	0.43
1:D:206:LYS:CE	1:D:217:THR:HG23	2.29	0.43
1:D:322:VAL:CG1	1:D:325:ILE:HG13	2.49	0.43
1:D:568:PRO:CG	1:D:578:HIS:H	2.30	0.43
1:D:689:GLU:HA	1:D:692:LEU:HB2	1.99	0.43
1:D:692:LEU:O	1:D:696:ARG:HG3	2.18	0.43
1:D:725:ARG:CZ	1:D:737:PHE:CZ	3.01	0.43
1:G:214:MET:CA	1:G:340:ILE:HD11	2.45	0.43
1:G:449:LEU:HD12	1:G:449:LEU:HA	1.60	0.43
1:G:496:PHE:HB2	1:G:515:PHE:CD2	2.53	0.43
1:G:701:LEU:HA	1:G:701:LEU:HD12	1.55	0.43
1:G:747:LEU:C	1:G:749:GLY:N	2.71	0.43
1:G:795:ARG:HB3	3:I:35:ARG:NH1	2.28	0.43
2:H:112:ILE:O	2:H:148:VAL:N	2.50	0.43
3:I:50:LEU:O	3:I:53:PRO:HG2	2.18	0.43
3:I:69:LEU:HB3	3:I:70:PRO:HD3	2.00	0.43
1:J:195:TYR:CD2	1:J:199:ILE:HD13	2.54	0.43
1:J:557:GLU:CA	4:Y:47:MET:CA	1.90	0.43
1:J:715:VAL:HG12	1:J:720:PHE:HB2	2.00	0.43
1:J:795:ARG:HD2	3:L:43:ASN:H	1.83	0.43
1:M:14:ALA:N	1:M:15:PRO:CD	2.82	0.43
1:M:169:ASP:O	1:M:170:ARG:HB2	2.19	0.43
1:M:322:VAL:CG1	1:M:325:ILE:HG13	2.49	0.43
1:M:391:GLY:HA3	1:M:616:VAL:HG23	2.01	0.43
1:M:485:GLU:OE2	1:M:584:TYR:N	2.50	0.43
1:M:519:LEU:HD12	1:M:519:LEU:H	1.83	0.43

Continued on next page...

Continued from previous page...

Atom-1	Atom-2	Interatomic distance (Å)	Clash overlap (Å)
1:P:689:GLU:HA	1:P:692:LEU:HB2	2.00	0.43
4:4:149:THR:HA	4:4:165:ILE:O	2.19	0.43
4:7:193:LEU:O	4:7:198:TYR:HD2	2.01	0.43
4:X:149:THR:HA	4:X:165:ILE:O	2.19	0.43
1:A:14:ALA:N	1:A:15:PRO:CD	2.81	0.43
1:A:64:THR:CG2	1:A:65:GLU:H	2.32	0.43
1:A:123:CYS:CB	1:A:158:ILE:HD13	2.48	0.43
1:A:166:MET:CE	1:A:254:PHE:CD2	3.01	0.43
1:A:295:MLY:CE	1:A:332:MET:CE	2.97	0.43
1:A:541:MET:HG2	4:8:345:ILE:HG23	2.01	0.43
1:D:97:LEU:HD12	1:D:97:LEU:HA	1.67	0.43
1:D:195:TYR:CD2	1:D:199:ILE:HD13	2.54	0.43
1:D:400:ALA:CB	1:D:606:THR:HG22	2.48	0.43
1:D:442:VAL:O	1:D:445:ILE:HB	2.19	0.43
1:D:476:GLU:H	1:D:476:GLU:CD	2.22	0.43
1:D:537:GLU:OE1	4:9:350:SER:HA	2.19	0.43
1:D:578:HIS:HB3	1:D:592:ILE:CD1	2.38	0.43
1:G:175:ILE:C	1:G:176:LEU:HD12	2.39	0.43
1:G:217:THR:HG22	1:G:218:LEU:N	2.34	0.43
1:G:541:MET:CE	4:V:346:LEU:HD12	2.48	0.43
1:G:725:ARG:CZ	1:G:737:PHE:CE1	3.02	0.43
3:I:122:GLU:HA	3:I:125:GLU:OE1	2.18	0.43
1:J:40:VAL:HG23	1:J:76:GLN:O	2.19	0.43
1:J:436:MLY:HE3	1:J:626:TYR:HE1	1.77	0.43
1:J:493:HIS:O	1:J:496:PHE:HB3	2.18	0.43
1:J:747:LEU:C	1:J:749:GLY:N	2.71	0.43
3:L:62:ALA:O	3:L:63:ILE:HG13	2.14	0.43
1:M:195:TYR:CE2	1:M:199:ILE:HD12	2.52	0.43
1:M:400:ALA:CB	1:M:606:THR:HG22	2.49	0.43
1:M:643:GLY:CA	4:Z:24:ASP:OD1	2.62	0.43
3:O:62:ALA:O	3:O:63:ILE:CB	2.63	0.43
1:P:201:ALA:O	1:P:202:SER:OG	2.36	0.43
1:P:213:LYS:HA	1:P:220:ASP:OD2	2.19	0.43
1:P:500:GLN:HB2	1:P:512:PHE:CZ	2.54	0.43
1:P:643:GLY:CA	4:1:24:ASP:OD1	2.61	0.43
1:P:715:VAL:HG12	1:P:720:PHE:HB2	2.00	0.43
1:P:789:ALA:CB	3:R:81:GLN:CD	2.86	0.43
2:Q:137:TRP:CA	2:Q:145:ALA:CB	2.82	0.43
4:1:223:PHE:HB3	4:1:259:GLU:OE2	2.18	0.43
4:2:193:LEU:O	4:2:198:TYR:HD2	2.01	0.43
4:V:149:THR:HA	4:V:165:ILE:O	2.19	0.43

Continued on next page...

Continued from previous page...

Atom-1	Atom-2	Interatomic distance (Å)	Clash overlap (Å)
4:V:220:ALA:HB3	4:V:223:PHE:CD1	2.53	0.43
4:W:288:ASP:N	4:Y:202:THR:OG1	2.23	0.43
4:Y:149:THR:HA	4:Y:165:ILE:O	2.19	0.43
1:A:175:ILE:C	1:A:176:LEU:HD12	2.39	0.43
1:A:322:VAL:CG1	1:A:325:ILE:HG13	2.49	0.43
1:A:402:CYS:C	1:A:404:PRO:HD3	2.40	0.43
1:A:406:VAL:O	1:A:412:ALA:HA	2.19	0.43
1:A:442:VAL:O	1:A:445:ILE:HB	2.19	0.43
1:A:530:MET:CB	4:8:354:GLN:CB	2.95	0.43
1:A:725:ARG:CZ	1:A:737:PHE:CZ	3.01	0.43
1:A:787:ILE:HG23	1:A:791:GLN:HG3	2.00	0.43
1:D:641:LYS:CE	1:D:647:GLN:CB	2.75	0.43
1:D:724:TYR:HB3	1:D:782:MLY:HD3	2.01	0.43
2:E:139:ALA:C	2:E:141:PRO:HD3	2.33	0.43
3:F:50:LEU:O	3:F:53:PRO:HG2	2.18	0.43
1:G:129:TYR:HD1	1:G:129:TYR:HA	1.65	0.43
1:G:169:ASP:O	1:G:170:ARG:HB2	2.19	0.43
1:G:829:TRP:HZ3	2:H:84:PHE:CD1	2.31	0.43
1:J:174:SER:OG	1:J:669:PRO:HA	2.18	0.43
1:J:639:GLY:H	4:W:344:SER:HB3	1.82	0.43
1:J:689:GLU:HA	1:J:692:LEU:HB2	2.00	0.43
1:J:795:ARG:HE	3:L:116:GLU:HB3	1.84	0.43
1:M:195:TYR:CD2	1:M:199:ILE:HD13	2.54	0.43
1:M:201:ALA:O	1:M:202:SER:OG	2.36	0.43
1:M:783:LEU:O	1:M:786:ILE:HG13	2.19	0.43
2:N:112:ILE:O	2:N:148:VAL:N	2.50	0.43
1:P:62:VAL:HG12	1:P:63:MLY:N	2.34	0.43
1:P:91:MET:CE	1:P:119:SER:HB2	2.47	0.43
1:P:246:PHE:HB3	1:P:270:LEU:HD12	2.01	0.43
1:P:568:PRO:CG	1:P:578:HIS:H	2.30	0.43
4:3:222:ASP:OD1	4:3:224:GLU:HB3	2.19	0.43
4:3:315:LYS:HD2	4:3:315:LYS:HA	1.92	0.43
4:5:217:CYS:C	4:5:218:TYR:HD1	2.23	0.43
4:8:220:ALA:HB3	4:8:223:PHE:CD1	2.53	0.43
4:9:149:THR:HA	4:9:165:ILE:O	2.19	0.43
1:A:217:THR:HG22	1:A:218:LEU:N	2.34	0.42
1:A:485:GLU:OE2	1:A:584:TYR:N	2.50	0.42
1:A:537:GLU:OE1	4:8:350:SER:HA	2.19	0.42
1:A:541:MET:CE	4:8:346:LEU:HD12	2.48	0.42
1:A:747:LEU:C	1:A:749:GLY:N	2.72	0.42
2:B:140:PHE:HA	2:B:141:PRO:HD2	1.57	0.42

Continued on next page...

Continued from previous page...

Atom-1	Atom-2	Interatomic distance (Å)	Clash overlap (Å)
1:D:38:VAL:HG13	1:D:39:PHE:N	2.34	0.42
1:D:116:TYR:HE1	1:D:125:THR:HG1	1.61	0.42
1:D:294:ASN:OD1	1:D:307:THR:HG21	2.19	0.42
1:D:799:MET:SD	3:F:32:ASP:C	2.97	0.42
1:G:278:GLN:HE21	1:G:278:GLN:HB3	1.41	0.42
1:G:322:VAL:CG1	1:G:325:ILE:HG13	2.49	0.42
1:G:406:VAL:O	1:G:412:ALA:HA	2.19	0.42
1:G:568:PRO:O	1:G:570:PRO:HD3	2.19	0.42
3:I:63:ILE:CG2	3:I:64:THR:H	2.32	0.42
1:J:226:ASN:N	1:J:227:PRO:HD2	2.32	0.42
1:J:442:VAL:O	1:J:445:ILE:HB	2.19	0.42
1:J:776:GLU:O	1:J:780:ASP:N	2.45	0.42
1:M:442:VAL:O	1:M:445:ILE:HB	2.19	0.42
1:M:791:GLN:NE2	3:O:116:GLU:H	2.17	0.42
3:O:50:LEU:O	3:O:53:PRO:HG2	2.18	0.42
1:P:40:VAL:HG23	1:P:76:GLN:O	2.19	0.42
1:P:217:THR:HG22	1:P:218:LEU:N	2.34	0.42
1:P:406:VAL:O	1:P:412:ALA:HA	2.19	0.42
1:P:496:PHE:HB2	1:P:515:PHE:CD2	2.53	0.42
1:P:726:VAL:HG21	3:R:86:ASP:CG	2.37	0.42
1:P:783:LEU:CB	1:P:786:ILE:CG1	2.96	0.42
1:P:805:ALA:O	1:P:809:ARG:CA	2.61	0.42
4:6:149:THR:HA	4:6:165:ILE:O	2.19	0.42
4:6:217:CYS:C	4:6:218:TYR:HD1	2.23	0.42
4:9:222:ASP:OD1	4:9:224:GLU:HB3	2.19	0.42
1:A:294:ASN:OD1	1:A:307:THR:HG21	2.19	0.42
1:A:320:ILE:O	1:A:320:ILE:HG22	2.18	0.42
1:A:485:GLU:OE1	1:A:583:HIS:ND1	2.49	0.42
1:A:493:HIS:O	1:A:496:PHE:HB3	2.18	0.42
1:A:501:GLU:O	1:A:762:HIS:CE1	2.71	0.42
1:D:86:ASP:OD2	1:D:87:MLY:HH22	2.19	0.42
1:D:213:LYS:HA	1:D:220:ASP:OD2	2.19	0.42
1:D:217:THR:HG22	1:D:218:LEU:N	2.34	0.42
1:D:725:ARG:CG	1:D:733:PRO:HA	2.43	0.42
2:E:123:THR:HA	3:F:19:ARG:HH12	1.84	0.42
1:G:40:VAL:HG23	1:G:76:GLN:O	2.19	0.42
1:G:402:CYS:C	1:G:404:PRO:HD3	2.40	0.42
1:G:442:VAL:O	1:G:445:ILE:HB	2.19	0.42
1:G:485:GLU:OE2	1:G:584:TYR:N	2.50	0.42
1:G:637:LYS:HD2	4:V:144:ALA:HB3	1.20	0.42
1:G:817:GLN:NE2	2:H:128:PHE:HE1	2.10	0.42

Continued on next page...

Continued from previous page...

Atom-1	Atom-2	Interatomic distance (Å)	Clash overlap (Å)
1:J:14:ALA:N	1:J:15:PRO:CD	2.81	0.42
1:J:406:VAL:O	1:J:412:ALA:HA	2.19	0.42
1:J:476:GLU:CD	1:J:476:GLU:H	2.22	0.42
1:J:541:MET:HB3	4:W:345:ILE:HG22	2.01	0.42
1:M:64:THR:CG2	1:M:65:GLU:H	2.32	0.42
1:M:175:ILE:C	1:M:176:LEU:HD12	2.39	0.42
1:M:725:ARG:CZ	1:M:737:PHE:CE1	3.02	0.42
1:M:776:GLU:O	1:M:780:ASP:N	2.45	0.42
1:M:839:MLY:N	1:M:840:PRO:HD2	2.34	0.42
1:P:14:ALA:HB3	1:P:15:PRO:CD	2.46	0.42
1:P:664:LEU:HD12	1:P:664:LEU:HA	1.53	0.42
4:1:315:LYS:HD2	4:1:315:LYS:HA	1.92	0.42
4:2:44:MET:HA	4:Z:167:GLU:OE1	2.19	0.42
4:2:287:ILE:C	4:4:203:THR:HG22	2.35	0.42
4:6:180:LEU:HD11	4:6:261:LEU:HD23	2.02	0.42
4:7:149:THR:HA	4:7:165:ILE:O	2.19	0.42
4:8:217:CYS:C	4:8:218:TYR:HD1	2.23	0.42
4:W:149:THR:HA	4:W:165:ILE:O	2.19	0.42
1:A:506:GLU:OE1	1:A:760:PHE:C	2.44	0.42
1:A:659:MLY:HH22	1:A:659:MLY:HD2	1.42	0.42
1:D:169:ASP:O	1:D:170:ARG:HB2	2.19	0.42
1:D:568:PRO:O	1:D:570:PRO:HD3	2.19	0.42
2:E:162:ASP:O	2:K:21:GLU:HB3	2.16	0.42
1:G:62:VAL:O	1:G:69:THR:HA	2.20	0.42
1:G:541:MET:HG2	4:V:345:ILE:HG22	2.01	0.42
1:G:599:ASN:CG	1:G:649:VAL:CB	2.80	0.42
1:G:642:LYS:HB3	4:V:24:ASP:HB2	1.37	0.42
1:J:38:VAL:HG13	1:J:39:PHE:N	2.35	0.42
1:J:439:LEU:N	1:J:439:LEU:CD1	2.81	0.42
1:J:556:ASP:HB3	4:Y:47:MET:HB2	1.00	0.42
1:J:690:LEU:O	1:J:694:GLN:HG3	2.20	0.42
1:J:747:LEU:O	1:J:749:GLY:N	2.53	0.42
1:J:762:HIS:CD2	1:J:762:HIS:N	2.78	0.42
1:M:402:CYS:C	1:M:404:PRO:HD3	2.40	0.42
1:M:445:ILE:HG22	1:M:449:LEU:HD22	2.02	0.42
1:M:529:PRO:HB3	4:Z:354:GLN:HA	2.00	0.42
1:M:795:ARG:NE	3:O:116:GLU:OE2	2.46	0.42
2:N:140:PHE:CD2	2:N:144:VAL:HG11	2.55	0.42
1:P:109:ARG:CD	1:P:117:THR:HB	2.49	0.42
1:P:215:GLN:H	1:P:340:ILE:CD1	2.20	0.42
1:P:346:ASP:O	1:P:350:ALA:N	2.45	0.42

Continued on next page...

Continued from previous page...

Atom-1	Atom-2	Interatomic distance (Å)	Clash overlap (Å)
1:P:402:CYS:C	1:P:404:PRO:HD3	2.40	0.42
1:P:439:LEU:N	1:P:439:LEU:CD1	2.81	0.42
1:P:442:VAL:O	1:P:445:ILE:HB	2.19	0.42
1:P:805:ALA:CA	1:P:808:GLU:H	2.32	0.42
1:P:806:MET:HB2	1:P:807:VAL:N	2.33	0.42
1:P:839:MLY:N	1:P:840:PRO:HD2	2.34	0.42
4:4:180:LEU:HD11	4:4:261:LEU:HD23	2.02	0.42
4:4:193:LEU:O	4:4:198:TYR:HD2	2.01	0.42
4:5:149:THR:HA	4:5:165:ILE:O	2.19	0.42
4:7:205:GLU:O	4:7:208:ILE:HG22	2.19	0.42
4:9:324:THR:O	4:W:244:ASP:HA	2.08	0.42
4:V:180:LEU:HD11	4:V:261:LEU:HD23	2.01	0.42
4:V:217:CYS:C	4:V:218:TYR:HD1	2.22	0.42
4:X:193:LEU:O	4:X:198:TYR:HD2	2.01	0.42
4:X:220:ALA:HB3	4:X:223:PHE:CD1	2.53	0.42
4:Y:315:LYS:HD2	4:Y:315:LYS:HA	1.92	0.42
4:Z:180:LEU:HD11	4:Z:261:LEU:HD23	2.01	0.42
1:A:292:MET:CE	1:A:309:PRO:CA	2.97	0.42
1:A:636:LYS:CB	4:8:334:GLU:OE1	2.67	0.42
2:B:140:PHE:CD2	2:B:144:VAL:HG11	2.54	0.42
1:D:62:VAL:O	1:D:69:THR:HA	2.19	0.42
1:D:109:ARG:CD	1:D:117:THR:HB	2.49	0.42
1:D:173:GLN:HG3	1:D:670:HIS:CD2	2.54	0.42
1:D:485:GLU:OE2	1:D:584:TYR:N	2.50	0.42
1:D:692:LEU:HD23	1:D:692:LEU:HA	1.85	0.42
2:E:140:PHE:CD2	2:E:144:VAL:HG11	2.55	0.42
1:G:541:MET:HB3	4:V:345:ILE:HG22	2.01	0.42
1:G:741:LYS:HG2	1:G:742:LYS:N	2.35	0.42
1:J:725:ARG:CZ	1:J:737:PHE:CE1	3.02	0.42
1:J:787:ILE:HG23	1:J:791:GLN:HG3	2.00	0.42
1:J:839:MLY:HH13	2:K:159:HIS:HD2	1.83	0.42
1:M:25:ILE:HG23	1:M:29:ASN:HD22	1.85	0.42
1:M:62:VAL:HG12	1:M:63:MLY:N	2.35	0.42
1:M:173:GLN:HG3	1:M:670:HIS:CD2	2.55	0.42
1:M:839:MLY:HH13	2:N:159:HIS:CD2	2.54	0.42
1:P:410:ASN:HA	4:1:334:GLU:HB3	1.29	0.42
1:P:723:ARG:CG	1:P:723:ARG:NH1	2.79	0.42
1:P:806:MET:O	1:P:810:ARG:N	2.52	0.42
4:1:149:THR:HA	4:1:165:ILE:O	2.19	0.42
4:4:220:ALA:HB3	4:4:223:PHE:CD1	2.53	0.42
4:4:322:PRO:CA	4:6:244:ASP:HB2	2.49	0.42

Continued on next page...

Continued from previous page...

Atom-1	Atom-2	Interatomic distance (Å)	Clash overlap (Å)
4:5:180:LEU:HD11	4:5:261:LEU:HD23	2.02	0.42
4:6:171:LEU:HA	4:6:172:PRO:HD2	1.84	0.42
4:6:220:ALA:HB3	4:6:223:PHE:CD1	2.53	0.42
4:W:206:ARG:O	4:W:209:VAL:HG12	2.20	0.42
4:Y:205:GLU:O	4:Y:208:ILE:HG22	2.18	0.42
1:A:612:GLN:NE2	1:A:627:GLY:H	2.14	0.42
1:A:723:ARG:CG	1:A:723:ARG:NH1	2.80	0.42
1:A:725:ARG:CZ	1:A:737:PHE:CE1	3.02	0.42
1:D:60:VAL:O	1:D:72:VAL:N	2.51	0.42
1:D:62:VAL:HG12	1:D:63:MLY:N	2.34	0.42
1:D:402:CYS:C	1:D:404:PRO:HD3	2.40	0.42
1:D:443:ILE:HG22	1:D:444:ARG:N	2.29	0.42
1:D:639:GLY:CA	4:9:344:SER:O	2.40	0.42
1:J:62:VAL:O	1:J:69:THR:HA	2.19	0.42
1:J:116:TYR:HE1	1:J:125:THR:HG1	1.63	0.42
1:J:246:PHE:HB3	1:J:270:LEU:HD12	2.01	0.42
1:J:637:LYS:HD2	4:W:144:ALA:HB3	1.20	0.42
1:J:725:ARG:HA	1:J:732:ILE:CG2	2.50	0.42
3:L:48:LYS:HA	3:L:48:LYS:HD3	1.17	0.42
1:M:174:SER:HA	1:M:460:GLY:O	2.20	0.42
1:M:206:LYS:CE	1:M:217:THR:HG23	2.30	0.42
1:M:279:LEU:CB	1:M:280:PRO:HD2	2.49	0.42
1:M:568:PRO:O	1:M:570:PRO:HD3	2.19	0.42
3:O:11:LYS:HB3	3:O:11:LYS:HE2	1.83	0.42
3:O:63:ILE:CG2	3:O:64:THR:H	2.33	0.42
1:P:195:TYR:CD2	1:P:199:ILE:HD13	2.54	0.42
1:P:322:VAL:CG1	1:P:325:ILE:HG13	2.49	0.42
1:P:462:LEU:HD11	1:P:464:ILE:CD1	2.50	0.42
1:P:568:PRO:O	1:P:570:PRO:HD3	2.19	0.42
1:P:692:LEU:HA	1:P:692:LEU:HD23	1.85	0.42
1:P:747:LEU:O	1:P:749:GLY:N	2.52	0.42
4:1:222:ASP:OD1	4:1:224:GLU:HB3	2.20	0.42
4:2:206:ARG:O	4:2:209:VAL:HG12	2.20	0.42
4:4:217:CYS:C	4:4:218:TYR:HD1	2.23	0.42
4:6:205:GLU:O	4:6:208:ILE:HG22	2.19	0.42
4:7:206:ARG:O	4:7:209:VAL:HG12	2.20	0.42
4:7:315:LYS:HD2	4:7:315:LYS:HA	1.92	0.42
4:8:180:LEU:HD11	4:8:261:LEU:HD23	2.02	0.42
4:9:180:LEU:HD11	4:9:261:LEU:HD23	2.02	0.42
4:9:196:ARG:HH21	4:9:249:THR:HG23	1.85	0.42
4:V:171:LEU:HA	4:V:172:PRO:HD2	1.84	0.42

Continued on next page...

Continued from previous page...

Atom-1	Atom-2	Interatomic distance (Å)	Clash overlap (Å)
4:W:315:LYS:HD2	4:W:315:LYS:HA	1.92	0.42
4:X:180:LEU:HD11	4:X:261:LEU:HD23	2.02	0.42
4:X:217:CYS:C	4:X:218:TYR:HD1	2.22	0.42
4:X:222:ASP:OD1	4:X:224:GLU:HB3	2.19	0.42
4:Y:180:LEU:HD11	4:Y:261:LEU:HD23	2.01	0.42
1:A:86:ASP:OD2	1:A:87:MLY:HH22	2.19	0.42
1:A:169:ASP:O	1:A:170:ARG:HB2	2.19	0.42
1:A:174:SER:HA	1:A:460:GLY:O	2.20	0.42
1:A:309:PRO:C	1:A:311:ASP:H	2.22	0.42
2:B:149:ASP:OD2	2:B:150:TYR:CA	2.65	0.42
1:D:64:THR:CG2	1:D:65:GLU:H	2.31	0.42
1:D:295:MLY:CD	1:D:332:MET:HE2	2.49	0.42
1:D:406:VAL:O	1:D:412:ALA:HA	2.20	0.42
1:D:529:PRO:HB3	4:9:354:GLN:HA	2.00	0.42
1:D:534:SER:HB2	4:9:354:GLN:HE22	1.57	0.42
1:D:725:ARG:HA	1:D:732:ILE:CG2	2.50	0.42
1:D:793:ARG:NH2	3:F:87:PHE:HE1	2.17	0.42
1:D:797:PHE:CD1	3:F:146:ILE:O	2.72	0.42
1:G:86:ASP:OD2	1:G:87:MLY:HH22	2.19	0.42
1:G:174:SER:HA	1:G:460:GLY:O	2.20	0.42
1:G:541:MET:HG2	4:V:345:ILE:HG23	2.02	0.42
1:G:732:ILE:CG2	1:G:747:LEU:HD12	0.35	0.42
1:J:141:LEU:HD12	1:J:141:LEU:N	2.32	0.42
1:J:537:GLU:OE1	4:W:350:SER:HA	2.19	0.42
1:J:568:PRO:O	1:J:570:PRO:HD3	2.19	0.42
2:K:141:PRO:CB	2:K:142:PRO:HD3	2.48	0.42
1:M:439:LEU:N	1:M:439:LEU:CD1	2.81	0.42
1:P:169:ASP:O	1:P:170:ARG:HB2	2.19	0.42
1:P:797:PHE:CD1	3:R:149:VAL:CG1	3.02	0.42
1:P:799:MET:SD	3:R:32:ASP:HA	2.59	0.42
4:2:180:LEU:HD11	4:2:261:LEU:HD23	2.02	0.42
4:3:205:GLU:O	4:3:208:ILE:HG22	2.19	0.42
4:5:220:ALA:HB3	4:5:223:PHE:CD1	2.53	0.42
4:7:217:CYS:C	4:7:218:TYR:HD1	2.23	0.42
4:9:205:GLU:O	4:9:208:ILE:HG22	2.18	0.42
4:V:206:ARG:O	4:V:209:VAL:HG12	2.20	0.42
4:W:180:LEU:HD11	4:W:261:LEU:HD23	2.02	0.42
4:W:222:ASP:OD1	4:W:224:GLU:HB3	2.20	0.42
4:Z:206:ARG:O	4:Z:209:VAL:HG12	2.20	0.42
1:A:149:GLN:CB	1:A:718:ALA:CA	2.96	0.42
1:A:534:SER:CB	4:8:351:THR:HA	2.49	0.42

Continued on next page...

Continued from previous page...

Atom-1	Atom-2	Interatomic distance (Å)	Clash overlap (Å)
1:A:753:VAL:HG12	1:A:775:LEU:HG	0.49	0.42
1:D:174:SER:OG	1:D:669:PRO:HA	2.18	0.42
1:D:536:LEU:HD12	1:D:536:LEU:HA	1.68	0.42
1:D:690:LEU:O	1:D:694:GLN:HG3	2.20	0.42
1:D:747:LEU:O	1:D:749:GLY:N	2.52	0.42
3:F:52:ASN:CB	3:F:53:PRO:HD3	2.28	0.42
1:G:289:TYR:OH	1:G:315:VAL:O	2.27	0.42
1:G:725:ARG:HA	1:G:732:ILE:CG2	2.50	0.42
1:G:747:LEU:O	1:G:749:GLY:N	2.52	0.42
1:J:25:ILE:HG23	1:J:29:ASN:HD22	1.85	0.42
1:J:62:VAL:HG12	1:J:63:MLY:N	2.35	0.42
1:J:756:THR:HG23	1:J:779:ARG:HD2	2.01	0.42
1:M:229:LEU:HA	1:M:229:LEU:HD12	1.76	0.42
1:M:271:GLU:OE1	1:M:274:ARG:NH1	2.53	0.42
1:M:636:LYS:CB	4:Z:334:GLU:OE1	2.68	0.42
1:M:711:PHE:HB3	1:M:766:PHE:HB3	2.00	0.42
1:M:797:PHE:HD1	3:O:146:ILE:O	1.93	0.42
1:M:803:TYR:O	1:M:807:VAL:CG2	2.68	0.42
1:P:536:LEU:HD12	1:P:536:LEU:HA	1.69	0.42
1:P:725:ARG:HA	1:P:732:ILE:CG2	2.50	0.42
1:P:735:GLY:HA3	1:P:743:ALA:HA	2.01	0.42
2:Q:144:VAL:HG12	2:Q:153:ILE:HD13	1.92	0.42
3:R:62:ALA:O	3:R:63:ILE:CB	2.63	0.42
4:1:171:LEU:HA	4:1:172:PRO:HD2	1.84	0.42
4:1:180:LEU:HD11	4:1:261:LEU:HD23	2.01	0.42
4:1:246:GLN:HG2	4:Y:325:MET:CE	2.50	0.42
4:3:193:LEU:O	4:3:198:TYR:HD2	2.01	0.42
4:4:196:ARG:HH21	4:4:249:THR:HG23	1.85	0.42
4:5:193:LEU:HD11	4:5:250:ILE:HG13	2.02	0.42
4:6:315:LYS:HD2	4:6:315:LYS:HA	1.92	0.42
4:7:180:LEU:HD11	4:7:261:LEU:HD23	2.02	0.42
4:8:206:ARG:O	4:8:209:VAL:HG12	2.20	0.42
4:9:315:LYS:HD2	4:9:315:LYS:HA	1.92	0.42
1:A:271:GLU:OE1	1:A:274:ARG:NH1	2.53	0.42
1:A:576:GLU:CG	1:A:577:ALA:N	2.43	0.42
1:D:63:MLY:HH23	1:D:63:MLY:HD3	1.76	0.42
1:D:195:TYR:CE2	1:D:199:ILE:HD13	2.55	0.42
1:D:309:PRO:C	1:D:311:ASP:H	2.22	0.42
1:D:530:MET:HE3	4:9:355:MET:SD	2.56	0.42
1:D:541:MET:CE	4:9:346:LEU:HD12	2.47	0.42
1:D:642:LYS:HB2	4:9:24:ASP:O	1.88	0.42

Continued on next page...

Continued from previous page...

Atom-1	Atom-2	Interatomic distance (Å)	Clash overlap (Å)
1:D:732:ILE:CD1	1:D:782:MLY:HH21	2.50	0.42
1:D:829:TRP:O	1:D:832:MET:N	2.50	0.42
1:G:135:TYR:HD2	1:G:191:ARG:CG	2.32	0.42
1:G:464:ILE:HG21	1:G:464:ILE:HD13	1.69	0.42
2:H:140:PHE:CD2	2:H:144:VAL:HG11	2.54	0.42
1:J:553:MLY:HE2	4:Y:45:VAL:HB	2.01	0.42
1:J:636:LYS:CB	4:W:334:GLU:OE1	2.68	0.42
1:J:692:LEU:HD23	1:J:692:LEU:HA	1.85	0.42
1:J:797:PHE:HE2	3:L:126:LEU:CD2	2.21	0.42
1:J:818:TYR:HH	2:K:127:ARG:NH2	2.12	0.42
1:M:135:TYR:HD2	1:M:191:ARG:CG	2.33	0.42
1:M:295:MLY:CE	1:M:332:MET:CE	2.97	0.42
1:M:578:HIS:CD2	1:M:592:ILE:H	2.38	0.42
1:M:836:PHE:CD1	2:N:159:HIS:CA	2.97	0.42
1:M:842:LEU:N	1:M:842:LEU:CD1	2.83	0.42
1:P:508:ILE:HD12	1:P:766:PHE:CG	2.49	0.42
1:P:534:SER:CB	4:1:351:THR:HA	2.49	0.42
1:P:829:TRP:O	1:P:832:MET:N	2.50	0.42
1:P:836:PHE:CD2	2:Q:160:GLY:CA	3.02	0.42
2:Q:113:LYS:O	2:Q:147:ASN:HB2	2.20	0.42
4:1:217:CYS:C	4:1:218:TYR:HD1	2.23	0.42
4:2:244:ASP:CB	4:Z:322:PRO:CB	2.81	0.42
4:3:180:LEU:HD11	4:3:261:LEU:HD23	2.02	0.42
4:4:287:ILE:HG13	4:6:202:THR:CG2	2.43	0.42
4:5:205:GLU:O	4:5:208:ILE:HG22	2.19	0.42
4:5:206:ARG:O	4:5:209:VAL:HG12	2.20	0.42
4:Y:206:ARG:O	4:Y:209:VAL:HG12	2.20	0.42
4:Y:217:CYS:C	4:Y:218:TYR:HD1	2.23	0.42
4:Z:217:CYS:C	4:Z:218:TYR:HD1	2.23	0.42
1:A:155:ILE:HG22	1:A:156:PHE:N	2.33	0.42
1:A:173:GLN:HG3	1:A:670:HIS:CD2	2.54	0.42
1:A:356:GLY:HA2	1:A:359:MET:HG3	2.02	0.42
1:A:633:GLY:HA2	4:8:25:ASP:HA	1.25	0.42
1:A:747:LEU:O	1:A:749:GLY:N	2.53	0.42
1:D:246:PHE:HB3	1:D:270:LEU:HD12	2.01	0.42
1:D:534:SER:CB	4:9:351:THR:HA	2.49	0.42
1:D:578:HIS:CD2	1:D:592:ILE:H	2.38	0.42
1:D:727:LEU:HD21	1:D:782:MLY:HG2	2.00	0.42
1:D:756:THR:HB	1:D:757:GLN:H	1.63	0.42
1:G:93:MET:SD	1:G:715:VAL:C	2.97	0.42
1:G:690:LEU:O	1:G:694:GLN:HG3	2.20	0.42

Continued on next page...

Continued from previous page...

Atom-1	Atom-2	Interatomic distance (Å)	Clash overlap (Å)
1:J:94:MET:C	1:J:713:SER:CB	2.57	0.42
1:J:633:GLY:HA2	4:W:25:ASP:HA	1.25	0.42
1:J:744:SER:O	1:J:748:LEU:HD12	2.20	0.42
1:J:795:ARG:CZ	3:L:116:GLU:OE2	2.55	0.42
1:J:839:MLY:N	1:J:840:PRO:HD2	2.35	0.42
1:M:38:VAL:HG13	1:M:39:PHE:N	2.35	0.42
1:M:195:TYR:CE2	1:M:199:ILE:HD13	2.55	0.42
1:M:534:SER:CB	4:Z:351:THR:HA	2.49	0.42
1:M:664:LEU:HD12	1:M:664:LEU:HA	1.53	0.42
1:M:772:LEU:HA	1:M:772:LEU:HD12	1.82	0.42
1:M:775:LEU:HD12	1:M:775:LEU:HA	1.71	0.42
1:M:826:VAL:O	1:M:828:HIS:N	2.53	0.42
1:P:62:VAL:O	1:P:69:THR:HA	2.19	0.42
1:P:141:LEU:HD12	1:P:141:LEU:N	2.32	0.42
1:P:578:HIS:CD2	1:P:592:ILE:H	2.38	0.42
4:1:193:LEU:HD11	4:1:250:ILE:HG13	2.02	0.42
4:1:202:THR:HG23	4:Y:287:ILE:N	2.20	0.42
4:1:206:ARG:O	4:1:209:VAL:HG12	2.20	0.42
4:2:217:CYS:C	4:2:218:TYR:HD1	2.23	0.42
4:3:193:LEU:HD11	4:3:250:ILE:HG13	2.02	0.42
4:3:217:CYS:C	4:3:218:TYR:HD1	2.23	0.42
4:4:148:THR:HG21	4:6:45:VAL:CG2	2.50	0.42
4:4:222:ASP:OD1	4:4:224:GLU:HB3	2.20	0.42
4:W:205:GLU:O	4:W:208:ILE:HG22	2.19	0.42
1:A:62:VAL:O	1:A:69:THR:HA	2.20	0.42
1:A:471:ASP:CB	1:A:573:GLY:O	2.68	0.42
1:A:500:GLN:HB2	1:A:512:PHE:CZ	2.54	0.42
1:D:141:LEU:HD12	1:D:141:LEU:N	2.32	0.42
1:D:289:TYR:OH	1:D:315:VAL:O	2.27	0.42
1:D:462:LEU:HD11	1:D:464:ILE:CD1	2.50	0.42
1:D:485:GLU:OE1	1:D:583:HIS:ND1	2.49	0.42
3:F:63:ILE:CG2	3:F:64:THR:H	2.33	0.42
1:G:56:GLU:HB2	1:G:59:MLY:CB	2.30	0.42
1:G:62:VAL:HG12	1:G:63:MLY:N	2.35	0.42
1:G:195:TYR:CD2	1:G:199:ILE:HD13	2.54	0.42
1:G:295:MLY:CE	1:G:332:MET:CE	2.97	0.42
1:G:500:GLN:HB2	1:G:512:PHE:CZ	2.54	0.42
1:G:537:GLU:OE1	4:V:350:SER:HA	2.20	0.42
1:G:553:MLY:CB	4:X:46:GLY:HA3	2.49	0.42
1:G:757:GLN:OE1	1:G:775:LEU:HB2	2.20	0.42
1:G:839:MLY:N	1:G:840:PRO:HD2	2.35	0.42

Continued on next page...

Continued from previous page...

Atom-1	Atom-2	Interatomic distance (Å)	Clash overlap (Å)
1:J:169:ASP:O	1:J:170:ARG:HB2	2.19	0.42
1:J:534:SER:CB	4:W:351:THR:HA	2.49	0.42
2:K:113:LYS:O	2:K:147:ASN:HB2	2.20	0.42
1:M:354:LEU:HD12	1:M:354:LEU:HA	1.56	0.42
1:M:544:LYS:HD2	4:Z:147:ARG:CB	2.36	0.42
3:O:25:ILE:O	3:O:63:ILE:CB	2.66	0.42
1:P:294:ASN:OD1	1:P:307:THR:HG21	2.19	0.42
1:P:330:GLU:HA	1:P:330:GLU:OE1	2.20	0.42
1:P:541:MET:CE	4:1:346:LEU:HD12	2.47	0.42
1:P:805:ALA:C	1:P:808:GLU:N	2.73	0.42
1:P:826:VAL:O	1:P:828:HIS:N	2.53	0.42
2:Q:112:ILE:O	2:Q:148:VAL:N	2.50	0.42
4:1:172:PRO:HB2	4:2:191:LYS:NZ	2.35	0.42
4:2:193:LEU:HD11	4:2:250:ILE:HG13	2.02	0.42
4:2:203:THR:N	4:Z:287:ILE:CD1	2.77	0.42
4:2:315:LYS:HD2	4:2:315:LYS:HA	1.92	0.42
4:3:196:ARG:HH21	4:3:249:THR:HG23	1.85	0.42
4:3:206:ARG:O	4:3:209:VAL:HG12	2.20	0.42
4:5:196:ARG:HH21	4:5:249:THR:HG23	1.85	0.42
4:6:193:LEU:HD11	4:6:250:ILE:HG13	2.02	0.42
4:6:206:ARG:O	4:6:209:VAL:HG12	2.20	0.42
4:7:196:ARG:HH21	4:7:249:THR:HG23	1.85	0.42
4:7:222:ASP:OD1	4:7:224:GLU:HB3	2.20	0.42
4:V:222:ASP:OD1	4:V:224:GLU:HB3	2.20	0.42
4:W:226:GLU:HG3	4:W:255:PHE:CE2	2.55	0.42
1:A:151:ALA:HB1	1:A:152:PRO:HD2	2.01	0.41
1:A:279:LEU:CB	1:A:280:PRO:HD2	2.49	0.41
1:A:519:LEU:HD12	1:A:519:LEU:H	1.83	0.41
1:A:568:PRO:O	1:A:570:PRO:HD3	2.19	0.41
1:A:725:ARG:HA	1:A:732:ILE:CG2	2.50	0.41
1:A:810:ARG:HG2	1:A:810:ARG:NH1	2.29	0.41
2:E:137:TRP:CA	2:E:145:ALA:HB2	2.37	0.41
1:G:11:GLY:O	1:G:14:ALA:HB3	2.20	0.41
1:G:173:GLN:HG3	1:G:670:HIS:CD2	2.55	0.41
1:J:294:ASN:OD1	1:J:307:THR:HG21	2.19	0.41
1:J:402:CYS:C	1:J:404:PRO:HD3	2.40	0.41
1:J:445:ILE:HG22	1:J:449:LEU:HD22	2.01	0.41
1:J:462:LEU:HD11	1:J:464:ILE:CD1	2.50	0.41
2:K:140:PHE:HA	2:K:141:PRO:HD2	1.56	0.41
1:M:11:GLY:O	1:M:14:ALA:HB3	2.20	0.41
1:M:151:ALA:HB1	1:M:152:PRO:HD2	2.01	0.41

Continued on next page...

Continued from previous page...

Atom-1	Atom-2	Interatomic distance (Å)	Clash overlap (Å)
1:M:335:ASP:O	1:M:338:ILE:HB	2.20	0.41
1:M:500:GLN:HB2	1:M:512:PHE:CZ	2.54	0.41
1:M:659:MLY:HH22	1:M:659:MLY:HD2	1.42	0.41
1:M:747:LEU:O	1:M:749:GLY:N	2.52	0.41
1:P:38:VAL:HG13	1:P:39:PHE:N	2.35	0.41
1:P:471:ASP:CB	1:P:573:GLY:O	2.68	0.41
1:P:741:LYS:HG2	1:P:742:LYS:N	2.35	0.41
1:P:797:PHE:CD1	3:R:146:ILE:C	2.79	0.41
1:P:797:PHE:CD2	1:P:798:LEU:HD12	2.55	0.41
1:P:831:TRP:HE1	2:Q:67:MET:CG	2.33	0.41
4:1:205:GLU:O	4:1:208:ILE:HG22	2.19	0.41
4:5:221:LEU:HA	4:5:312:ARG:HG2	2.02	0.41
4:6:369:ILE:HG23	4:6:370:VAL:N	2.35	0.41
4:7:193:LEU:HD11	4:7:250:ILE:HG13	2.02	0.41
4:9:226:GLU:HG3	4:9:255:PHE:CE2	2.55	0.41
4:X:221:LEU:HA	4:X:312:ARG:HG2	2.02	0.41
4:Y:226:GLU:HG3	4:Y:255:PHE:CE2	2.55	0.41
1:A:11:GLY:O	1:A:14:ALA:HB3	2.20	0.41
1:A:38:VAL:HG13	1:A:39:PHE:N	2.35	0.41
1:A:195:TYR:CD2	1:A:199:ILE:HD13	2.54	0.41
1:A:335:ASP:O	1:A:338:ILE:HB	2.20	0.41
1:A:346:ASP:O	1:A:350:ALA:N	2.46	0.41
1:A:466:GLY:CA	1:A:484:ASN:HD21	2.32	0.41
1:A:741:LYS:HG2	1:A:742:LYS:N	2.35	0.41
1:A:744:SER:O	1:A:748:LEU:HD12	2.20	0.41
3:C:63:ILE:CG2	3:C:64:THR:H	2.33	0.41
1:D:818:TYR:CD2	2:E:89:LYS:O	2.73	0.41
1:D:826:VAL:O	1:D:828:HIS:N	2.53	0.41
1:G:309:PRO:C	1:G:311:ASP:H	2.22	0.41
1:G:330:GLU:HG2	1:G:330:GLU:H	1.54	0.41
1:G:568:PRO:CG	1:G:578:HIS:N	2.83	0.41
1:G:815:CYS:SG	2:H:92:ASP:CG	2.98	0.41
1:G:842:LEU:N	1:G:842:LEU:CD1	2.82	0.41
1:J:17:LEU:HD12	1:J:17:LEU:HA	1.68	0.41
1:J:83:PRO:C	1:J:723:ARG:NH2	2.73	0.41
1:J:534:SER:HB2	4:W:354:GLN:HE22	1.56	0.41
1:J:578:HIS:CD2	1:J:592:ILE:H	2.38	0.41
1:J:673:ARG:HD2	1:J:673:ARG:HA	1.79	0.41
2:K:137:TRP:CZ3	2:K:145:ALA:N	2.81	0.41
1:M:86:ASP:OD2	1:M:87:MLY:HH22	2.19	0.41
1:M:116:TYR:HE1	1:M:125:THR:HG1	1.65	0.41

Continued on next page...

Continued from previous page...

Atom-1	Atom-2	Interatomic distance (Å)	Clash overlap (Å)
1:M:176:LEU:N	1:M:176:LEU:CD1	2.75	0.41
1:M:309:PRO:C	1:M:311:ASP:H	2.22	0.41
1:M:406:VAL:O	1:M:412:ALA:HA	2.19	0.41
1:M:829:TRP:O	1:M:832:MET:N	2.50	0.41
1:P:173:GLN:HG3	1:P:670:HIS:CD2	2.54	0.41
1:P:206:LYS:CE	1:P:217:THR:HG23	2.29	0.41
1:P:384:ASP:HA	1:P:394:SER:OG	2.21	0.41
1:P:537:GLU:OE1	4:1:350:SER:HA	2.19	0.41
1:P:637:LYS:HD2	4:1:144:ALA:HB3	1.20	0.41
1:P:787:ILE:HG23	1:P:791:GLN:HG3	2.00	0.41
3:R:63:ILE:CG2	3:R:64:THR:H	2.32	0.41
4:2:369:ILE:HG23	4:2:370:VAL:N	2.35	0.41
4:3:287:ILE:CG2	4:5:204:ALA:N	2.79	0.41
4:4:193:LEU:HD11	4:4:250:ILE:HG13	2.02	0.41
4:8:222:ASP:OD1	4:8:224:GLU:HB3	2.20	0.41
4:9:171:LEU:HA	4:9:172:PRO:HD2	1.84	0.41
4:9:193:LEU:HD11	4:9:250:ILE:HG13	2.02	0.41
4:9:217:CYS:C	4:9:218:TYR:HD1	2.23	0.41
4:Y:369:ILE:HG23	4:Y:370:VAL:N	2.35	0.41
1:A:201:ALA:O	1:A:202:SER:OG	2.36	0.41
1:A:449:LEU:N	1:A:449:LEU:CD1	2.82	0.41
1:A:551:MLY:C	4:V:47:MET:HA	2.48	0.41
1:A:568:PRO:CG	1:A:578:HIS:N	2.84	0.41
1:A:690:LEU:O	1:A:694:GLN:HG3	2.20	0.41
2:B:113:LYS:O	2:B:147:ASN:HB2	2.20	0.41
1:D:136:ASN:O	1:D:138:MLY:N	2.54	0.41
1:D:335:ASP:O	1:D:338:ILE:HB	2.20	0.41
1:D:673:ARG:HD2	1:D:673:ARG:HA	1.79	0.41
1:D:724:TYR:HB3	1:D:727:LEU:CD1	2.48	0.41
2:E:113:LYS:O	2:E:147:ASN:HB2	2.20	0.41
1:G:38:VAL:HG13	1:G:39:PHE:N	2.35	0.41
1:G:195:TYR:CE2	1:G:199:ILE:HD13	2.55	0.41
1:G:226:ASN:HB2	1:G:227:PRO:CD	2.47	0.41
1:G:335:ASP:O	1:G:338:ILE:HB	2.20	0.41
1:G:462:LEU:HD11	1:G:464:ILE:CD1	2.50	0.41
1:G:529:PRO:HB3	4:V:354:GLN:HA	2.01	0.41
1:G:530:MET:CB	4:V:354:GLN:CB	2.96	0.41
1:G:553:MLY:C	4:X:46:GLY:HA3	2.50	0.41
1:G:578:HIS:CD2	1:G:592:ILE:H	2.38	0.41
2:H:113:LYS:O	2:H:147:ASN:HB2	2.20	0.41
1:J:11:GLY:O	1:J:14:ALA:HB3	2.20	0.41

Continued on next page...

Continued from previous page...

Atom-1	Atom-2	Interatomic distance (Å)	Clash overlap (Å)
1:J:136:ASN:O	1:J:138:MLY:N	2.54	0.41
1:J:541:MET:CE	4:W:346:LEU:HD12	2.47	0.41
1:J:553:MLY:HH12	4:Y:45:VAL:HG11	2.00	0.41
1:J:701:LEU:HA	1:J:701:LEU:HD12	1.55	0.41
1:J:818:TYR:HB3	2:K:90:GLY:HA3	2.02	0.41
3:L:95:ASP:OD1	3:L:139:TYR:HE1	2.04	0.41
1:M:717:TYR:OH	1:M:760:PHE:HB3	2.21	0.41
1:M:798:LEU:CD2	3:O:122:GLU:HB3	2.50	0.41
1:P:528:MLY:HB2	1:P:529:PRO:HD2	2.03	0.41
1:P:643:GLY:N	4:1:23:GLY:C	2.55	0.41
1:P:744:SER:O	1:P:748:LEU:HD12	2.20	0.41
4:1:226:GLU:HG3	4:1:255:PHE:CE2	2.55	0.41
4:1:289:ILE:HG22	4:3:64:ILE:HG23	2.02	0.41
4:2:222:ASP:OD1	4:2:224:GLU:HB3	2.20	0.41
4:4:369:ILE:HG23	4:4:370:VAL:N	2.35	0.41
4:5:369:ILE:HG23	4:5:370:VAL:N	2.36	0.41
4:6:226:GLU:HG3	4:6:255:PHE:CE2	2.55	0.41
4:8:193:LEU:HD11	4:8:250:ILE:HG13	2.02	0.41
4:V:196:ARG:HH21	4:V:249:THR:HG23	1.85	0.41
4:Y:193:LEU:HD11	4:Y:250:ILE:HG13	2.02	0.41
4:Y:222:ASP:OD1	4:Y:224:GLU:HB3	2.20	0.41
4:Z:369:ILE:HG23	4:Z:370:VAL:N	2.35	0.41
1:A:136:ASN:O	1:A:138:MLY:N	2.54	0.41
1:A:320:ILE:O	1:A:320:ILE:CG2	2.69	0.41
1:A:673:ARG:HA	1:A:673:ARG:HD2	1.79	0.41
1:A:724:TYR:HB3	1:A:727:LEU:CD1	2.48	0.41
1:D:11:GLY:O	1:D:14:ALA:HB3	2.20	0.41
1:D:369:MLY:HH22	1:D:369:MLY:HD3	1.79	0.41
1:D:445:ILE:HG22	1:D:449:LEU:HD22	2.02	0.41
1:D:471:ASP:CB	1:D:573:GLY:O	2.68	0.41
1:D:485:GLU:OE1	1:D:583:HIS:HB3	2.21	0.41
1:G:97:LEU:HA	1:G:97:LEU:HD12	1.67	0.41
1:G:116:TYR:HE1	1:G:125:THR:HG1	1.64	0.41
1:J:213:LYS:HA	1:J:220:ASP:OD2	2.19	0.41
1:J:217:THR:CA	1:J:221:GLN:HE21	2.33	0.41
1:J:741:LYS:HG2	1:J:742:LYS:N	2.35	0.41
1:J:795:ARG:CG	3:L:116:GLU:OE2	2.69	0.41
1:J:819:ASN:HA	2:K:90:GLY:C	2.18	0.41
1:M:60:VAL:O	1:M:72:VAL:N	2.51	0.41
1:M:240:ASN:OD1	1:M:241:ASP:N	2.52	0.41
1:M:294:ASN:OD1	1:M:307:THR:HG21	2.19	0.41

Continued on next page...

Continued from previous page...

Atom-1	Atom-2	Interatomic distance (Å)	Clash overlap (Å)
1:M:320:ILE:O	1:M:320:ILE:HG22	2.18	0.41
1:M:813:ILE:HG23	2:N:128:PHE:CE1	2.56	0.41
2:N:113:LYS:O	2:N:147:ASN:HB2	2.20	0.41
1:P:408:VAL:HA	1:P:636:LYS:HG2	1.14	0.41
1:P:539:GLU:OE2	1:P:553:MLY:HD3	2.20	0.41
1:P:690:LEU:O	1:P:694:GLN:HG3	2.20	0.41
4:3:369:ILE:HG23	4:3:370:VAL:N	2.35	0.41
4:5:222:ASP:OD1	4:5:224:GLU:HB3	2.20	0.41
4:7:171:LEU:HA	4:7:172:PRO:HD2	1.84	0.41
4:7:227:MET:O	4:7:230:ALA:HB3	2.21	0.41
4:9:206:ARG:O	4:9:209:VAL:HG12	2.20	0.41
4:9:369:ILE:HG23	4:9:370:VAL:N	2.35	0.41
4:W:217:CYS:C	4:W:218:TYR:HD1	2.23	0.41
4:X:193:LEU:HD11	4:X:250:ILE:HG13	2.02	0.41
4:X:206:ARG:O	4:X:209:VAL:HG12	2.20	0.41
4:X:369:ILE:HG23	4:X:370:VAL:N	2.35	0.41
1:A:330:GLU:HA	1:A:330:GLU:OE1	2.20	0.41
1:A:538:GLU:OE1	4:8:355:MET:HE3	2.18	0.41
1:A:578:HIS:CD2	1:A:592:ILE:H	2.38	0.41
1:A:768:MLY:HB3	1:A:771:LEU:HD13	2.01	0.41
1:A:826:VAL:O	1:A:828:HIS:N	2.53	0.41
1:D:322:VAL:HA	1:D:323:PRO:HD3	1.87	0.41
1:D:507:GLY:C	1:D:761:GLY:HA3	2.40	0.41
1:D:813:ILE:HG12	2:E:128:PHE:CZ	2.56	0.41
1:G:93:MET:CG	1:G:715:VAL:CA	2.87	0.41
1:G:271:GLU:OE1	1:G:274:ARG:NH1	2.53	0.41
1:G:539:GLU:OE2	1:G:553:MLY:HD3	2.20	0.41
1:G:723:ARG:NH1	1:G:723:ARG:CG	2.80	0.41
1:G:826:VAL:O	1:G:828:HIS:N	2.53	0.41
1:G:829:TRP:O	1:G:832:MET:N	2.50	0.41
1:J:173:GLN:HG3	1:J:670:HIS:CD2	2.55	0.41
1:J:384:ASP:HA	1:J:394:SER:OG	2.21	0.41
1:J:568:PRO:CG	1:J:578:HIS:N	2.84	0.41
1:J:826:VAL:O	1:J:828:HIS:N	2.53	0.41
2:K:112:ILE:O	2:K:148:VAL:N	2.50	0.41
2:K:140:PHE:CD2	2:K:144:VAL:HG11	2.55	0.41
1:M:63:MLY:HH23	1:M:63:MLY:HD3	1.76	0.41
1:M:296:MLY:HH11	1:M:348:MLY:CH2	2.48	0.41
1:M:725:ARG:HA	1:M:732:ILE:CG2	2.50	0.41
1:M:744:SER:O	1:M:748:LEU:HD12	2.20	0.41
1:M:829:TRP:HA	1:M:830:PRO:HD2	1.86	0.41

Continued on next page...

Continued from previous page...

Atom-1	Atom-2	Interatomic distance (Å)	Clash overlap (Å)
3:O:95:ASP:OD1	3:O:139:TYR:HE1	2.03	0.41
1:P:25:ILE:HG23	1:P:29:ASN:HD22	1.85	0.41
1:P:136:ASN:O	1:P:138:MLY:N	2.54	0.41
1:P:568:PRO:CG	1:P:578:HIS:N	2.84	0.41
4:2:324:THR:H	4:4:244:ASP:HA	1.86	0.41
4:4:206:ARG:O	4:4:209:VAL:HG12	2.20	0.41
4:4:227:MET:O	4:4:230:ALA:HB3	2.21	0.41
4:4:324:THR:HG23	4:6:244:ASP:O	2.17	0.41
4:V:193:LEU:HD11	4:V:250:ILE:HG13	2.02	0.41
4:V:287:ILE:HG13	4:X:202:THR:HG23	1.65	0.41
4:W:193:LEU:HD11	4:W:250:ILE:HG13	2.02	0.41
4:W:369:ILE:HG23	4:W:370:VAL:N	2.35	0.41
4:Z:193:LEU:HD11	4:Z:250:ILE:HG13	2.02	0.41
4:Z:221:LEU:HA	4:Z:312:ARG:HG2	2.02	0.41
1:A:135:TYR:CD2	1:A:191:ARG:HD3	2.55	0.41
1:A:445:ILE:HG22	1:A:449:LEU:HD22	2.01	0.41
1:A:533:PHE:HD1	1:A:533:PHE:HA	1.79	0.41
1:D:217:THR:CA	1:D:221:GLN:HE21	2.33	0.41
1:D:636:LYS:CB	4:9:334:GLU:OE1	2.68	0.41
1:D:642:LYS:HB3	4:9:24:ASP:HB2	1.37	0.41
1:D:657:LEU:HD12	1:D:657:LEU:O	2.21	0.41
1:D:665:ARG:C	1:D:667:THR:N	2.74	0.41
1:D:797:PHE:HE2	3:F:126:LEU:HD22	0.44	0.41
1:D:842:LEU:N	1:D:842:LEU:CD1	2.83	0.41
1:G:240:ASN:OD1	1:G:241:ASP:N	2.52	0.41
1:G:817:GLN:CG	2:H:128:PHE:CE1	2.99	0.41
1:G:818:TYR:C	2:H:90:GLY:HA3	2.40	0.41
1:G:819:ASN:HD21	2:H:92:ASP:CA	2.32	0.41
3:I:56:GLU:OE1	3:I:59:ASN:ND2	2.54	0.41
1:J:129:TYR:HD1	1:J:129:TYR:HA	1.65	0.41
1:J:335:ASP:O	1:J:338:ILE:HB	2.21	0.41
1:J:356:GLY:HA2	1:J:359:MET:HG3	2.02	0.41
1:J:410:ASN:HA	4:W:334:GLU:HB3	1.29	0.41
1:J:641:LYS:CE	1:J:647:GLN:CB	2.75	0.41
1:J:717:TYR:OH	1:J:760:PHE:HB3	2.21	0.41
3:L:63:ILE:CG2	3:L:64:THR:H	2.33	0.41
1:M:204:GLU:N	1:M:207:LYS:HE3	2.23	0.41
1:M:506:GLU:OE2	1:M:763:THR:CB	2.65	0.41
1:M:539:GLU:OE2	1:M:553:MLY:HD3	2.20	0.41
1:M:739:ASP:OD1	1:M:739:ASP:C	2.58	0.41
1:P:193:ILE:CD1	1:P:250:ILE:HD13	2.51	0.41

Continued on next page...

Continued from previous page...

Atom-1	Atom-2	Interatomic distance (Å)	Clash overlap (Å)
1:P:292:MET:HE1	1:P:309:PRO:CG	2.51	0.41
1:P:335:ASP:O	1:P:338:ILE:HB	2.21	0.41
1:P:636:LYS:CB	4:1:334:GLU:OE1	2.68	0.41
1:P:733:PRO:CB	1:P:737:PHE:CE1	3.03	0.41
1:P:800:ARG:O	3:R:149:VAL:CG2	2.68	0.41
3:R:95:ASP:OD1	3:R:139:TYR:HE1	2.04	0.41
4:1:173:HIS:CB	4:2:267:ILE:HA	2.48	0.41
4:2:203:THR:HG21	4:Z:288:ASP:N	2.35	0.41
4:2:227:MET:O	4:2:230:ALA:HB3	2.21	0.41
4:3:226:GLU:HG3	4:3:255:PHE:CE2	2.55	0.41
4:7:288:ASP:OD1	4:9:204:ALA:HA	2.21	0.41
1:A:25:ILE:HG23	1:A:29:ASN:HD22	1.86	0.41
1:A:384:ASP:HA	1:A:394:SER:OG	2.21	0.41
1:A:493:HIS:O	1:A:496:PHE:N	2.54	0.41
1:A:812:SER:O	1:A:816:ILE:HG13	2.21	0.41
1:D:56:GLU:HB2	1:D:59:MLY:CB	2.30	0.41
1:D:110:TYR:O	1:D:113:TRP:N	2.42	0.41
1:D:240:ASN:OD1	1:D:241:ASP:N	2.52	0.41
1:D:449:LEU:N	1:D:449:LEU:CD1	2.82	0.41
1:D:528:MLY:HB2	1:D:529:PRO:HD2	2.03	0.41
1:G:322:VAL:HG12	1:G:325:ILE:HG13	2.03	0.41
1:G:449:LEU:N	1:G:449:LEU:CD1	2.82	0.41
1:G:534:SER:CB	4:V:351:THR:HA	2.50	0.41
1:J:226:ASN:HB2	1:J:227:PRO:CD	2.47	0.41
1:J:528:MLY:HB2	1:J:529:PRO:HD2	2.03	0.41
1:J:540:CYS:C	4:W:349:LEU:HD21	2.36	0.41
1:J:768:MLY:HB2	1:J:773:GLY:HA3	1.46	0.41
1:M:462:LEU:HD11	1:M:464:ILE:CD1	2.50	0.41
1:M:642:LYS:HE2	4:Z:344:SER:HA	1.57	0.41
1:M:732:ILE:CG2	1:M:747:LEU:CD1	0.65	0.41
1:M:797:PHE:CD2	1:M:798:LEU:HD12	2.56	0.41
1:P:11:GLY:O	1:P:14:ALA:HB3	2.20	0.41
1:P:97:LEU:HD12	1:P:97:LEU:HA	1.67	0.41
1:P:642:LYS:HB3	4:1:24:ASP:HB2	1.37	0.41
4:1:144:ALA:HB2	4:1:342:GLY:CA	2.51	0.41
4:2:221:LEU:HA	4:2:312:ARG:HG2	2.02	0.41
4:4:144:ALA:HB2	4:4:342:GLY:CA	2.51	0.41
4:4:226:GLU:HG3	4:4:255:PHE:CE2	2.56	0.41
4:4:288:ASP:CA	4:6:203:THR:CG2	2.99	0.41
4:7:287:ILE:HA	4:9:202:THR:HG21	1.59	0.41
4:9:144:ALA:HB2	4:9:342:GLY:CA	2.51	0.41

Continued on next page...

Continued from previous page...

Atom-1	Atom-2	Interatomic distance (Å)	Clash overlap (Å)
4:W:144:ALA:HB2	4:W:342:GLY:CA	2.51	0.41
4:W:171:LEU:HA	4:W:172:PRO:HD2	1.84	0.41
4:W:196:ARG:HH21	4:W:249:THR:HG23	1.85	0.41
4:X:226:GLU:HG3	4:X:255:PHE:CE2	2.56	0.41
4:X:227:MET:O	4:X:230:ALA:HB3	2.21	0.41
1:A:193:ILE:HD11	1:A:250:ILE:HD12	2.03	0.41
1:A:195:TYR:CE2	1:A:199:ILE:HD13	2.55	0.41
1:A:407:GLY:HA2	1:A:411:GLU:O	2.21	0.41
2:B:54:MET:SD	2:H:21:GLU:OE1	2.79	0.41
1:D:303:LEU:O	1:D:304:LEU:HB2	2.21	0.41
1:D:541:MET:HG2	4:9:345:ILE:HG22	2.00	0.41
1:D:812:SER:O	1:D:816:ILE:HG13	2.21	0.41
1:D:834:LEU:CD2	2:E:50:THR:HG22	2.51	0.41
1:D:839:MLY:N	1:D:840:PRO:HD2	2.35	0.41
1:G:320:ILE:O	1:G:320:ILE:HG22	2.18	0.41
1:G:409:GLY:N	1:G:636:LYS:CD	2.71	0.41
1:G:641:LYS:CE	1:G:647:GLN:CB	2.75	0.41
1:G:819:ASN:CG	2:H:92:ASP:HB3	2.26	0.41
1:J:72:VAL:O	1:J:73:LYS:O	2.39	0.41
1:J:195:TYR:CE2	1:J:199:ILE:HD13	2.55	0.41
1:J:330:GLU:OE1	1:J:330:GLU:HA	2.21	0.41
1:J:543:PRO:CG	4:W:146:GLY:O	2.66	0.41
1:J:733:PRO:CB	1:J:737:PHE:CE1	3.03	0.41
1:M:62:VAL:O	1:M:69:THR:HA	2.20	0.41
1:M:356:GLY:HA2	1:M:359:MET:HG3	2.02	0.41
1:M:464:ILE:HD13	1:M:464:ILE:HG21	1.70	0.41
1:M:724:TYR:HB3	1:M:727:LEU:CD1	2.49	0.41
1:M:804:ARG:CA	1:M:807:VAL:HB	2.51	0.41
1:P:166:MET:CE	1:P:254:PHE:CD2	3.01	0.41
1:P:195:TYR:CE2	1:P:199:ILE:HD13	2.55	0.41
1:P:348:MLY:HH12	1:P:348:MLY:HD2	1.81	0.41
1:P:445:ILE:HG22	1:P:449:LEU:HD22	2.02	0.41
1:P:803:TYR:CE1	1:P:807:VAL:HG21	2.55	0.41
2:Q:140:PHE:CD2	2:Q:144:VAL:HG11	2.55	0.41
2:Q:149:ASP:OD2	2:Q:150:TYR:CA	2.64	0.41
4:5:32:PRO:HB2	4:5:34:ILE:CD1	2.51	0.41
4:5:226:GLU:HG3	4:5:255:PHE:CE2	2.55	0.41
4:5:227:MET:O	4:5:230:ALA:HB3	2.21	0.41
4:8:32:PRO:HB2	4:8:34:ILE:CD1	2.51	0.41
4:Y:144:ALA:HB2	4:Y:342:GLY:CA	2.51	0.41
4:Y:196:ARG:HH21	4:Y:249:THR:HG23	1.85	0.41

Continued on next page...

Continued from previous page...

Atom-1	Atom-2	Interatomic distance (Å)	Clash overlap (Å)
4:Z:222:ASP:OD1	4:Z:224:GLU:HB3	2.20	0.41
1:A:49:MLY:HH23	1:A:80:MET:CE	2.51	0.41
1:A:62:VAL:HG12	1:A:63:MLY:N	2.35	0.41
1:A:129:TYR:HD1	1:A:129:TYR:HA	1.65	0.41
1:A:149:GLN:CD	1:A:718:ALA:H	2.24	0.41
1:A:193:ILE:CD1	1:A:250:ILE:HD13	2.51	0.41
1:A:322:VAL:HG12	1:A:325:ILE:HG13	2.03	0.41
1:A:348:MLY:HH12	1:A:348:MLY:HD2	1.82	0.41
1:A:403:TYR:HA	1:A:404:PRO:HD2	1.84	0.41
1:A:462:LEU:HD11	1:A:464:ILE:CD1	2.50	0.41
1:A:502:GLU:CD	1:A:764:MLY:N	2.72	0.41
1:A:556:ASP:OD1	4:V:50:LYS:CG	2.69	0.41
1:A:733:PRO:CB	1:A:737:PHE:CE1	3.02	0.41
1:A:797:PHE:CD2	1:A:798:LEU:HD12	2.55	0.41
1:A:839:MLY:N	1:A:840:PRO:HD2	2.35	0.41
1:A:842:LEU:N	1:A:842:LEU:CD1	2.83	0.41
2:B:150:TYR:HB3	2:B:151:LYS:HG3	2.03	0.41
1:D:193:ILE:HD11	1:D:250:ILE:HD12	2.03	0.41
1:D:541:MET:HG2	4:9:345:ILE:HG23	2.01	0.41
1:D:556:ASP:OD1	4:W:50:LYS:CG	2.69	0.41
1:D:568:PRO:CG	1:D:578:HIS:N	2.84	0.41
1:D:797:PHE:CD2	1:D:798:LEU:HD12	2.55	0.41
1:G:60:VAL:O	1:G:72:VAL:N	2.51	0.41
1:G:84:MLY:CH2	1:G:720:PHE:HA	2.48	0.41
1:G:151:ALA:HB1	1:G:152:PRO:HD2	2.01	0.41
1:G:330:GLU:OE1	1:G:330:GLU:HA	2.20	0.41
1:G:356:GLY:HA2	1:G:359:MET:HG3	2.02	0.41
1:G:445:ILE:HG22	1:G:449:LEU:HD22	2.02	0.41
1:G:471:ASP:CB	1:G:573:GLY:O	2.68	0.41
1:G:629:GLU:HB3	1:G:643:GLY:C	2.41	0.41
1:G:636:LYS:CB	4:V:334:GLU:OE1	2.69	0.41
1:G:657:LEU:HD12	1:G:657:LEU:O	2.21	0.41
1:G:735:GLY:HA3	1:G:743:ALA:HA	2.01	0.41
1:G:739:ASP:OD1	1:G:739:ASP:C	2.58	0.41
1:G:744:SER:O	1:G:748:LEU:HD12	2.20	0.41
1:G:791:GLN:CD	3:I:116:GLU:H	2.23	0.41
1:G:795:ARG:CG	3:I:116:GLU:OE2	2.68	0.41
1:G:813:ILE:HG23	2:H:128:PHE:CE1	2.20	0.41
2:H:140:PHE:HB3	2:H:144:VAL:HG11	2.03	0.41
2:H:150:TYR:HB3	2:H:151:LYS:HG3	2.03	0.41
3:I:25:ILE:O	3:I:63:ILE:CB	2.66	0.41

Continued on next page...

Continued from previous page...

Atom-1	Atom-2	Interatomic distance (Å)	Clash overlap (Å)
1:J:60:VAL:O	1:J:72:VAL:N	2.51	0.41
1:J:93:MET:SD	1:J:716:LEU:HB2	2.61	0.41
1:J:135:TYR:HD2	1:J:191:ARG:CG	2.33	0.41
1:J:174:SER:HA	1:J:460:GLY:O	2.20	0.41
1:J:193:ILE:CD1	1:J:250:ILE:HD13	2.51	0.41
1:J:303:LEU:O	1:J:304:LEU:HB2	2.21	0.41
1:J:485:GLU:OE1	1:J:583:HIS:HB3	2.21	0.41
1:J:505:MLY:HG3	1:J:762:HIS:NE2	2.33	0.41
1:J:657:LEU:HD12	1:J:657:LEU:O	2.21	0.41
1:J:753:VAL:O	1:J:755:HIS:ND1	2.54	0.41
1:J:804:ARG:HH22	3:L:149:VAL:HA	1.85	0.41
2:K:140:PHE:HB3	2:K:144:VAL:HG11	2.03	0.41
3:L:56:GLU:OE1	3:L:59:ASN:ND2	2.54	0.41
1:M:49:MLY:HH23	1:M:80:MET:CE	2.51	0.41
1:M:56:GLU:HB2	1:M:59:MLY:CB	2.30	0.41
1:M:136:ASN:O	1:M:138:MLY:N	2.54	0.41
1:M:193:ILE:HD11	1:M:250:ILE:HD12	2.03	0.41
1:M:193:ILE:CD1	1:M:250:ILE:HD13	2.51	0.41
1:M:322:VAL:HG12	1:M:325:ILE:HG13	2.03	0.41
1:M:541:MET:HG2	4:Z:345:ILE:HG23	2.01	0.41
1:M:690:LEU:O	1:M:694:GLN:HG3	2.20	0.41
1:M:803:TYR:HE2	3:O:17:PHE:CZ	2.39	0.41
1:M:806:MET:HB2	1:M:807:VAL:N	2.34	0.41
3:O:56:GLU:OE1	3:O:59:ASN:ND2	2.54	0.41
1:P:136:ASN:HA	1:P:137:PRO:HD3	1.50	0.41
1:P:166:MET:CE	1:P:254:PHE:HB2	2.47	0.41
1:P:193:ILE:HD11	1:P:250:ILE:HD12	2.03	0.41
1:P:221:GLN:HG2	1:P:221:GLN:H	1.47	0.41
1:P:356:GLY:HA2	1:P:359:MET:HG3	2.02	0.41
1:P:533:PHE:HD1	1:P:533:PHE:HA	1.79	0.41
1:P:544:LYS:HZ3	4:3:45:VAL:HG22	1.84	0.41
1:P:625:THR:H	1:P:625:THR:HG22	1.48	0.41
1:P:724:TYR:CE1	1:P:775:LEU:HB3	2.55	0.41
1:P:819:ASN:CB	2:Q:90:GLY:O	2.66	0.41
1:P:842:LEU:N	1:P:842:LEU:CD1	2.83	0.41
4:1:196:ARG:HH21	4:1:249:THR:HG23	1.85	0.41
4:1:227:MET:O	4:1:230:ALA:HB3	2.21	0.41
4:1:369:ILE:HG23	4:1:370:VAL:N	2.35	0.41
4:2:144:ALA:HB2	4:2:342:GLY:CA	2.51	0.41
4:2:196:ARG:HH21	4:2:249:THR:HG23	1.85	0.41
4:3:219:VAL:HG22	4:3:258:PRO:CB	2.51	0.41

Continued on next page...

Continued from previous page...

Atom-1	Atom-2	Interatomic distance (Å)	Clash overlap (Å)
4:3:227:MET:O	4:3:230:ALA:HB3	2.21	0.41
4:4:221:LEU:HA	4:4:312:ARG:HG2	2.02	0.41
4:6:32:PRO:HB2	4:6:34:ILE:CD1	2.51	0.41
4:6:196:ARG:HH21	4:6:249:THR:HG23	1.85	0.41
4:6:222:ASP:OD1	4:6:224:GLU:HB3	2.20	0.41
4:7:32:PRO:HB2	4:7:34:ILE:CD1	2.51	0.41
4:7:144:ALA:HB2	4:7:342:GLY:CA	2.51	0.41
4:7:369:ILE:HG23	4:7:370:VAL:N	2.35	0.41
4:8:221:LEU:HA	4:8:312:ARG:HG2	2.02	0.41
4:8:287:ILE:N	4:V:202:THR:CG2	2.77	0.41
4:9:256:ARG:HH11	4:9:256:ARG:HD2	1.78	0.41
4:V:32:PRO:HB2	4:V:34:ILE:CD1	2.51	0.41
4:V:221:LEU:HA	4:V:312:ARG:HG2	2.03	0.41
4:W:227:MET:O	4:W:230:ALA:HB3	2.21	0.41
4:Z:226:GLU:HG3	4:Z:255:PHE:CE2	2.56	0.41
1:A:295:MLY:CE	1:A:332:MET:HE1	2.51	0.41
1:A:322:VAL:HA	1:A:323:PRO:HD3	1.87	0.41
1:A:536:LEU:HD12	1:A:536:LEU:HA	1.69	0.41
1:A:836:PHE:CD1	2:B:159:HIS:HB2	2.39	0.41
3:C:11:LYS:HE2	3:C:11:LYS:HB3	1.83	0.41
1:D:106:LEU:HD12	1:D:106:LEU:HA	1.79	0.41
1:D:330:GLU:OE1	1:D:330:GLU:HA	2.21	0.41
1:D:356:GLY:HA2	1:D:359:MET:HG3	2.02	0.41
1:D:550:PHE:C	4:W:46:GLY:CA	2.88	0.41
1:D:744:SER:O	1:D:748:LEU:HD12	2.20	0.41
1:D:813:ILE:CG1	2:E:128:PHE:CE1	3.04	0.41
2:E:140:PHE:HB3	2:E:144:VAL:HG11	2.03	0.41
1:G:193:ILE:HD11	1:G:250:ILE:HD12	2.03	0.41
1:G:193:ILE:CD1	1:G:250:ILE:HD13	2.51	0.41
1:G:320:ILE:O	1:G:320:ILE:CG2	2.68	0.41
1:G:536:LEU:HD12	1:G:536:LEU:HA	1.69	0.41
1:G:543:PRO:CG	4:V:146:GLY:O	2.66	0.41
1:G:659:MLY:HH22	1:G:659:MLY:HD2	1.42	0.41
1:G:757:GLN:CB	1:G:776:GLU:CD	2.88	0.41
2:H:111:SER:OG	2:H:148:VAL:CA	2.69	0.41
1:J:106:LEU:HD12	1:J:106:LEU:HA	1.79	0.41
1:J:193:ILE:HD11	1:J:250:ILE:HD12	2.03	0.41
1:J:295:MLY:HG3	1:J:332:MET:HE2	2.00	0.41
1:J:305:ILE:HG22	1:J:312:TYR:OH	2.21	0.41
1:J:539:GLU:OE2	1:J:553:MLY:HD3	2.20	0.41
1:J:541:MET:HG2	4:W:345:ILE:HG23	2.02	0.41

Continued on next page...

Continued from previous page...

Atom-1	Atom-2	Interatomic distance (Å)	Clash overlap (Å)
1:M:217:THR:CA	1:M:221:GLN:HE21	2.33	0.41
1:M:308:ASN:HA	1:M:309:PRO:HD2	1.88	0.41
1:M:330:GLU:HA	1:M:330:GLU:OE1	2.20	0.41
1:P:87:MLY:HD3	1:P:87:MLY:HH12	1.61	0.41
1:P:172:ASN:OD1	1:P:457:TYR:HA	2.21	0.41
1:P:303:LEU:O	1:P:304:LEU:HB2	2.21	0.41
1:P:305:ILE:HG22	1:P:312:TYR:OH	2.21	0.41
1:P:369:MLY:HH22	1:P:369:MLY:HD3	1.79	0.41
1:P:665:ARG:C	1:P:667:THR:N	2.74	0.41
1:P:732:ILE:HG21	1:P:747:LEU:CD1	0.63	0.41
1:P:791:GLN:HE22	3:R:116:GLU:H	1.65	0.41
1:P:821:ARG:CZ	2:Q:127:ARG:CD	2.99	0.41
4:8:226:GLU:HG3	4:8:255:PHE:CE2	2.56	0.41
4:8:324:THR:N	4:V:245:GLY:CA	2.69	0.41
4:8:369:ILE:HG23	4:8:370:VAL:N	2.35	0.41
4:9:287:ILE:HA	4:W:202:THR:HG21	1.59	0.41
4:V:144:ALA:HB2	4:V:342:GLY:CA	2.51	0.41
4:V:369:ILE:HG23	4:V:370:VAL:N	2.35	0.41
4:X:144:ALA:HB2	4:X:342:GLY:CA	2.51	0.41
4:Z:32:PRO:HB2	4:Z:34:ILE:CD1	2.51	0.41
4:Z:227:MET:O	4:Z:230:ALA:HB3	2.21	0.41
1:A:135:TYR:HD2	1:A:191:ARG:CG	2.33	0.40
1:A:795:ARG:HD2	3:C:43:ASN:CG	2.37	0.40
1:A:823:PHE:CZ	2:B:156:VAL:CG1	3.04	0.40
1:D:322:VAL:HB	1:D:325:ILE:HD12	2.02	0.40
3:F:25:ILE:O	3:F:63:ILE:CB	2.66	0.40
1:G:49:MLY:HH23	1:G:80:MET:CE	2.51	0.40
1:G:84:MLY:CA	1:G:723:ARG:NH2	2.75	0.40
1:G:755:HIS:HA	1:G:758:TYR:CZ	2.56	0.40
1:G:838:ILE:CD1	2:H:33:VAL:HG11	2.50	0.40
1:J:49:MLY:HH23	1:J:80:MET:CE	2.52	0.40
1:J:63:MLY:HH23	1:J:63:MLY:HD3	1.76	0.40
1:J:271:GLU:OE1	1:J:274:ARG:NH1	2.53	0.40
1:J:580:SER:O	1:J:581:LEU:HD12	2.22	0.40
1:J:665:ARG:C	1:J:667:THR:N	2.74	0.40
1:J:754:ASP:CG	1:J:777:GLU:HA	2.42	0.40
1:J:839:MLY:HH11	2:K:158:THR:CG2	2.51	0.40
1:M:51:THR:O	1:M:62:VAL:CG1	2.64	0.40
1:M:110:TYR:O	1:M:113:TRP:N	2.42	0.40
1:M:237:THR:CG2	1:M:238:VAL:N	2.85	0.40
1:M:320:ILE:O	1:M:320:ILE:CG2	2.68	0.40

Continued on next page...

Continued from previous page...

Atom-1	Atom-2	Interatomic distance (Å)	Clash overlap (Å)
1:P:271:GLU:OE1	1:P:274:ARG:NH1	2.53	0.40
1:P:493:HIS:O	1:P:496:PHE:N	2.54	0.40
1:P:829:TRP:HA	1:P:830:PRO:HD2	1.86	0.40
4:2:226:GLU:HG3	4:2:255:PHE:CE2	2.56	0.40
4:5:144:ALA:HB2	4:5:342:GLY:CA	2.51	0.40
4:7:226:GLU:HG3	4:7:255:PHE:CE2	2.55	0.40
4:8:196:ARG:HH21	4:8:249:THR:HG23	1.85	0.40
4:8:288:ASP:OD1	4:V:204:ALA:HA	2.21	0.40
4:9:32:PRO:HB2	4:9:34:ILE:CD1	2.51	0.40
4:9:219:VAL:HG22	4:9:258:PRO:CB	2.51	0.40
4:X:32:PRO:HB2	4:X:34:ILE:CD1	2.51	0.40
1:A:47:PHE:HE1	1:A:78:PHE:CE1	2.40	0.40
1:A:48:VAL:CG2	1:A:49:MLY:N	2.85	0.40
1:A:172:ASN:OD1	1:A:457:TYR:HA	2.22	0.40
1:A:502:GLU:HA	1:A:762:HIS:N	2.37	0.40
1:A:502:GLU:CD	1:A:761:GLY:HA3	2.19	0.40
1:A:657:LEU:O	1:A:657:LEU:HD12	2.21	0.40
1:A:665:ARG:C	1:A:667:THR:N	2.74	0.40
1:A:711:PHE:O	1:A:714:ARG:NH2	2.54	0.40
1:A:754:ASP:H	1:A:775:LEU:HD11	1.85	0.40
1:A:823:PHE:CE1	2:B:156:VAL:CG1	3.04	0.40
3:C:56:GLU:OE1	3:C:59:ASN:ND2	2.54	0.40
1:D:193:ILE:CD1	1:D:250:ILE:HD13	2.51	0.40
1:D:330:GLU:HG2	1:D:330:GLU:H	1.54	0.40
1:D:332:MET:H	1:D:332:MET:HG2	1.52	0.40
1:D:407:GLY:HA2	1:D:411:GLU:O	2.21	0.40
1:D:823:PHE:HE1	2:E:161:GLU:H	1.64	0.40
1:G:135:TYR:CD2	1:G:191:ARG:HD3	2.55	0.40
1:G:176:LEU:N	1:G:176:LEU:CD1	2.75	0.40
1:G:237:THR:CG2	1:G:238:VAL:N	2.85	0.40
1:G:797:PHE:CD2	1:G:798:LEU:HD12	2.55	0.40
2:H:140:PHE:HA	2:H:141:PRO:HD2	1.57	0.40
1:J:407:GLY:HA2	1:J:411:GLU:O	2.21	0.40
1:J:471:ASP:CB	1:J:573:GLY:O	2.68	0.40
1:J:798:LEU:HD22	3:L:118:MET:SD	2.61	0.40
1:M:48:VAL:CG2	1:M:49:MLY:N	2.85	0.40
1:M:295:MLY:CD	1:M:332:MET:HE2	2.50	0.40
1:M:322:VAL:HA	1:M:323:PRO:HD3	1.87	0.40
1:M:471:ASP:CB	1:M:573:GLY:O	2.68	0.40
1:M:741:LYS:HG2	1:M:742:LYS:N	2.35	0.40
1:P:60:VAL:O	1:P:72:VAL:N	2.51	0.40

Continued on next page...

Continued from previous page...

Atom-1	Atom-2	Interatomic distance (Å)	Clash overlap (Å)
1:P:107:MLY:N	1:P:686:MET:HE1	2.36	0.40
1:P:174:SER:HA	1:P:460:GLY:O	2.20	0.40
1:P:194:GLN:HE21	1:P:194:GLN:HB3	1.43	0.40
1:P:530:MET:CB	4:1:354:GLN:CB	2.95	0.40
1:P:580:SER:O	1:P:581:LEU:HD12	2.22	0.40
3:R:11:LYS:HE2	3:R:11:LYS:HB3	1.84	0.40
4:3:32:PRO:HB2	4:3:34:ILE:CD1	2.51	0.40
4:3:144:ALA:HB2	4:3:342:GLY:CA	2.51	0.40
4:3:221:LEU:HA	4:3:312:ARG:HG2	2.02	0.40
4:4:219:VAL:HG22	4:4:258:PRO:CB	2.52	0.40
4:4:287:ILE:CD1	4:4:287:ILE:H	2.31	0.40
4:6:144:ALA:HB2	4:6:342:GLY:CA	2.51	0.40
4:6:227:MET:O	4:6:230:ALA:HB3	2.21	0.40
4:8:227:MET:O	4:8:230:ALA:HB3	2.21	0.40
4:V:226:GLU:HG3	4:V:255:PHE:CE2	2.56	0.40
1:A:14:ALA:HB3	1:A:15:PRO:CD	2.46	0.40
1:A:88:ILE:HG22	1:A:90:ASP:C	2.42	0.40
1:A:89:GLU:HB3	1:A:153:PRO:HG3	2.03	0.40
1:A:538:GLU:CD	4:8:355:MET:HE1	2.29	0.40
3:C:95:ASP:OD1	3:C:139:TYR:HE1	2.04	0.40
1:D:25:ILE:HG23	1:D:29:ASN:HD22	1.85	0.40
1:D:174:SER:HA	1:D:460:GLY:O	2.20	0.40
1:D:305:ILE:HG22	1:D:312:TYR:OH	2.22	0.40
1:D:551:MLY:C	4:W:47:MET:HA	2.48	0.40
3:F:56:GLU:OE1	3:F:59:ASN:ND2	2.54	0.40
1:G:88:ILE:HG22	1:G:90:ASP:C	2.42	0.40
1:G:172:ASN:OD1	1:G:457:TYR:HA	2.21	0.40
1:G:215:GLN:H	1:G:340:ILE:CD1	2.21	0.40
3:I:11:LYS:HB3	3:I:11:LYS:HE2	1.83	0.40
1:J:449:LEU:N	1:J:449:LEU:CD1	2.82	0.40
1:J:599:ASN:OD1	1:J:649:VAL:C	2.60	0.40
1:J:610:LEU:N	1:J:610:LEU:CD1	2.84	0.40
1:J:792:ALA:CA	3:L:42:THR:CB	2.99	0.40
1:M:172:ASN:OD1	1:M:457:TYR:HA	2.21	0.40
1:M:599:ASN:OD1	1:M:649:VAL:C	2.60	0.40
2:N:150:TYR:HB3	2:N:151:LYS:HG3	2.03	0.40
1:P:49:MLY:HH23	1:P:80:MET:CE	2.52	0.40
1:P:322:VAL:HB	1:P:325:ILE:CG1	2.52	0.40
1:P:485:GLU:OE1	1:P:583:HIS:HB3	2.21	0.40
1:P:599:ASN:OD1	1:P:649:VAL:C	2.60	0.40
1:P:798:LEU:HD12	1:P:798:LEU:HA	1.36	0.40

Continued on next page...

Continued from previous page...

Atom-1	Atom-2	Interatomic distance (Å)	Clash overlap (Å)
4:1:32:PRO:HB2	4:1:34:ILE:CD1	2.51	0.40
4:2:171:LEU:HA	4:2:172:PRO:HD2	1.84	0.40
4:8:144:ALA:HB2	4:8:342:GLY:CA	2.51	0.40
4:W:219:VAL:HG22	4:W:258:PRO:CB	2.51	0.40
4:X:196:ARG:HH21	4:X:249:THR:HG23	1.85	0.40
4:Y:227:MET:O	4:Y:230:ALA:HB3	2.21	0.40
4:Z:144:ALA:HB2	4:Z:342:GLY:CA	2.51	0.40
4:Z:196:ARG:HH21	4:Z:249:THR:HG23	1.85	0.40
1:A:136:ASN:HA	1:A:137:PRO:HD3	1.50	0.40
1:A:213:LYS:HA	1:A:220:ASP:OD2	2.19	0.40
1:A:310:TYR:OH	1:A:320:ILE:HD11	2.21	0.40
1:A:528:MLY:HB2	1:A:529:PRO:HD2	2.03	0.40
1:D:599:ASN:OD1	1:D:649:VAL:C	2.60	0.40
1:D:741:LYS:HG2	1:D:742:LYS:N	2.35	0.40
1:D:775:LEU:HA	1:D:775:LEU:HD12	1.71	0.40
1:D:798:LEU:HD12	1:D:798:LEU:HA	1.36	0.40
1:G:25:ILE:HG23	1:G:29:ASN:HD22	1.85	0.40
1:G:47:PHE:HE1	1:G:78:PHE:CE1	2.40	0.40
1:G:717:TYR:OH	1:G:760:PHE:HB3	2.21	0.40
1:G:756:THR:HB	1:G:757:GLN:H	1.63	0.40
1:G:835:PHE:HD1	2:H:30:ALA:HB2	1.87	0.40
1:J:193:ILE:HD13	1:J:252:ILE:HD11	2.04	0.40
1:J:369:MLY:HH22	1:J:369:MLY:HD3	1.79	0.40
1:J:735:GLY:HA3	1:J:743:ALA:HA	2.02	0.40
1:J:797:PHE:CD2	1:J:798:LEU:HD12	2.55	0.40
1:J:817:GLN:HB3	2:K:127:ARG:NH1	2.29	0.40
1:M:141:LEU:HD12	1:M:141:LEU:N	2.32	0.40
1:M:466:GLY:CA	1:M:484:ASN:HD21	2.32	0.40
1:M:568:PRO:CG	1:M:578:HIS:N	2.84	0.40
1:M:638:GLY:CA	4:Z:345:ILE:N	2.73	0.40
1:M:812:SER:O	1:M:816:ILE:HG13	2.21	0.40
1:P:72:VAL:O	1:P:73:LYS:O	2.39	0.40
1:P:88:ILE:HG22	1:P:90:ASP:C	2.42	0.40
4:2:250:ILE:HG22	4:2:254:ARG:HB2	2.04	0.40
4:4:324:THR:CG2	4:6:244:ASP:O	2.68	0.40
4:5:250:ILE:HG22	4:5:254:ARG:HB2	2.04	0.40
4:7:219:VAL:HG22	4:7:258:PRO:CB	2.52	0.40
4:9:288:ASP:OD1	4:W:204:ALA:HA	2.21	0.40
4:W:286:ASP:HA	4:Y:202:THR:HG22	1.32	0.40
4:Z:120:THR:HG21	4:Z:370:VAL:CG1	2.52	0.40
1:A:149:GLN:CG	1:A:719:ASP:CB	2.89	0.40

Continued on next page...

Continued from previous page...

Atom-1	Atom-2	Interatomic distance (Å)	Clash overlap (Å)
1:A:712:PRO:HB2	1:A:713:SER:H	1.61	0.40
1:A:797:PHE:CD1	3:C:146:ILE:CA	2.95	0.40
1:A:797:PHE:HE1	3:C:146:ILE:C	2.16	0.40
1:D:135:TYR:HD2	1:D:191:ARG:CG	2.33	0.40
1:D:172:ASN:OD1	1:D:457:TYR:HA	2.21	0.40
1:D:271:GLU:OE1	1:D:274:ARG:NH1	2.53	0.40
1:D:408:VAL:HA	1:D:636:LYS:HG2	1.14	0.40
1:D:439:LEU:HA	1:D:439:LEU:HD12	1.85	0.40
1:D:543:PRO:CG	4:9:146:GLY:O	2.67	0.40
2:E:141:PRO:CB	2:E:142:PRO:HD3	2.48	0.40
1:G:48:VAL:CG2	1:G:49:MLY:N	2.85	0.40
1:G:106:LEU:HD12	1:G:106:LEU:HA	1.80	0.40
1:G:610:LEU:N	1:G:610:LEU:CD1	2.85	0.40
1:J:88:ILE:HG22	1:J:90:ASP:C	2.42	0.40
1:M:47:PHE:HE1	1:M:78:PHE:CE1	2.40	0.40
1:M:88:ILE:HG22	1:M:90:ASP:C	2.42	0.40
1:M:89:GLU:HB3	1:M:153:PRO:HG3	2.03	0.40
1:M:407:GLY:HA2	1:M:411:GLU:O	2.22	0.40
1:M:496:PHE:CG	1:M:514:ASP:HA	2.57	0.40
1:M:533:PHE:O	1:M:537:GLU:N	2.49	0.40
1:M:544:LYS:N	4:Z:146:GLY:O	2.55	0.40
1:P:217:THR:CA	1:P:221:GLN:HE21	2.33	0.40
1:P:295:MLY:CG	1:P:332:MET:HE1	2.50	0.40
1:P:505:MLY:O	1:P:762:HIS:CG	2.74	0.40
1:P:610:LEU:N	1:P:610:LEU:CD1	2.84	0.40
1:P:673:ARG:HD2	1:P:673:ARG:HA	1.79	0.40
1:P:789:ALA:CB	3:R:81:GLN:CG	2.99	0.40
4:2:32:PRO:HB2	4:2:34:ILE:CD1	2.51	0.40
4:2:120:THR:HG21	4:2:370:VAL:CG1	2.52	0.40
4:4:287:ILE:HG13	4:6:202:THR:HG22	2.04	0.40
4:6:250:ILE:HG22	4:6:254:ARG:HB2	2.04	0.40
4:9:120:THR:HG21	4:9:370:VAL:CG1	2.52	0.40
4:9:250:ILE:HG22	4:9:254:ARG:HB2	2.04	0.40
4:V:227:MET:O	4:V:230:ALA:HB3	2.21	0.40
4:V:250:ILE:HG22	4:V:254:ARG:HB2	2.04	0.40

There are no symmetry-related clashes.

5.3 Torsion angles

5.3.1 Protein backbone

In the following table, the Percentiles column shows the percent Ramachandran outliers of the chain as a percentile score with respect to all PDB entries followed by that with respect to all EM entries.

The Analysed column shows the number of residues for which the backbone conformation was analysed, and the total number of residues.

Mol	Chain	Analysed	Favoured	Allowed	Outliers	Percentiles	
1	A	789/840 (94%)	652 (83%)	111 (14%)	26 (3%)	4	26
1	D	789/840 (94%)	651 (82%)	112 (14%)	26 (3%)	4	26
1	G	791/840 (94%)	650 (82%)	114 (14%)	27 (3%)	3	26
1	J	791/840 (94%)	652 (82%)	112 (14%)	27 (3%)	3	26
1	M	791/840 (94%)	655 (83%)	109 (14%)	27 (3%)	3	26
1	P	789/840 (94%)	648 (82%)	114 (14%)	27 (3%)	3	26
2	B	143/145 (99%)	126 (88%)	9 (6%)	8 (6%)	2	19
2	E	143/145 (99%)	126 (88%)	9 (6%)	8 (6%)	2	19
2	H	143/145 (99%)	126 (88%)	9 (6%)	8 (6%)	2	19
2	K	143/145 (99%)	126 (88%)	9 (6%)	8 (6%)	2	19
2	N	143/145 (99%)	126 (88%)	9 (6%)	8 (6%)	2	19
2	Q	143/145 (99%)	126 (88%)	9 (6%)	8 (6%)	2	19
3	C	143/147 (97%)	133 (93%)	10 (7%)	0	100	100
3	F	143/147 (97%)	133 (93%)	10 (7%)	0	100	100
3	I	143/147 (97%)	133 (93%)	10 (7%)	0	100	100
3	L	143/147 (97%)	133 (93%)	10 (7%)	0	100	100
3	O	143/147 (97%)	133 (93%)	10 (7%)	0	100	100
3	R	143/147 (97%)	133 (93%)	10 (7%)	0	100	100
4	1	370/375 (99%)	334 (90%)	30 (8%)	6 (2%)	9	44
4	2	370/375 (99%)	334 (90%)	30 (8%)	6 (2%)	9	44
4	3	370/375 (99%)	334 (90%)	30 (8%)	6 (2%)	9	44
4	4	370/375 (99%)	333 (90%)	31 (8%)	6 (2%)	9	44
4	5	370/375 (99%)	334 (90%)	30 (8%)	6 (2%)	9	44
4	6	370/375 (99%)	334 (90%)	30 (8%)	6 (2%)	9	44
4	7	370/375 (99%)	333 (90%)	31 (8%)	6 (2%)	9	44

Continued on next page...

Continued from previous page...

Mol	Chain	Analysed	Favoured	Allowed	Outliers	Percentiles	
4	8	370/375 (99%)	335 (90%)	29 (8%)	6 (2%)	9	44
4	9	370/375 (99%)	334 (90%)	30 (8%)	6 (2%)	9	44
4	V	370/375 (99%)	335 (90%)	29 (8%)	6 (2%)	9	44
4	W	370/375 (99%)	334 (90%)	30 (8%)	6 (2%)	9	44
4	X	370/375 (99%)	334 (90%)	30 (8%)	6 (2%)	9	44
4	Y	370/375 (99%)	334 (90%)	30 (8%)	6 (2%)	9	44
4	Z	370/375 (99%)	334 (90%)	30 (8%)	6 (2%)	9	44
All	All	11636/12042 (97%)	10138 (87%)	1206 (10%)	292 (2%)	9	32

All (292) Ramachandran outliers are listed below:

Mol	Chain	Res	Type
1	A	73	LYS
1	A	202	SER
1	A	572	LYS
1	A	712	PRO
1	A	729	ALA
1	A	757	GLN
1	A	762	HIS
2	B	131	GLU
2	B	141	PRO
1	D	73	LYS
1	D	202	SER
1	D	572	LYS
1	D	712	PRO
1	D	729	ALA
1	D	757	GLN
1	D	762	HIS
2	E	131	GLU
2	E	141	PRO
1	G	73	LYS
1	G	202	SER
1	G	572	LYS
1	G	712	PRO
1	G	729	ALA
1	G	757	GLN
1	G	762	HIS
2	H	131	GLU
2	H	141	PRO
1	J	73	LYS

Continued on next page...

Continued from previous page...

Mol	Chain	Res	Type
1	J	202	SER
1	J	572	LYS
1	J	712	PRO
1	J	729	ALA
1	J	757	GLN
1	J	762	HIS
1	J	785	GLU
2	K	131	GLU
2	K	141	PRO
1	M	73	LYS
1	M	202	SER
1	M	572	LYS
1	M	712	PRO
1	M	729	ALA
1	M	757	GLN
1	M	762	HIS
2	N	131	GLU
2	N	141	PRO
1	P	73	LYS
1	P	202	SER
1	P	572	LYS
1	P	712	PRO
1	P	729	ALA
1	P	757	GLN
1	P	762	HIS
2	Q	131	GLU
2	Q	141	PRO
4	1	246	GLN
4	2	246	GLN
4	3	246	GLN
4	4	246	GLN
4	5	246	GLN
4	6	246	GLN
4	7	246	GLN
4	8	246	GLN
4	9	246	GLN
4	V	246	GLN
4	W	246	GLN
4	X	246	GLN
4	Y	246	GLN
4	Z	246	GLN
1	A	11	GLY

Continued on next page...

Continued from previous page...

Mol	Chain	Res	Type
1	A	21	GLU
1	A	219	GLU
1	A	517	MET
1	A	637	LYS
2	B	130	PRO
2	B	147	ASN
2	B	151	LYS
2	B	161	GLU
1	D	11	GLY
1	D	21	GLU
1	D	219	GLU
1	D	517	MET
1	D	532	ILE
1	D	637	LYS
2	E	130	PRO
2	E	147	ASN
2	E	151	LYS
2	E	161	GLU
1	G	11	GLY
1	G	21	GLU
1	G	219	GLU
1	G	517	MET
1	G	532	ILE
1	G	637	LYS
1	G	785	GLU
2	H	130	PRO
2	H	147	ASN
2	H	151	LYS
1	J	11	GLY
1	J	21	GLU
1	J	219	GLU
1	J	517	MET
1	J	637	LYS
2	K	130	PRO
2	K	147	ASN
2	K	151	LYS
1	M	11	GLY
1	M	21	GLU
1	M	219	GLU
1	M	517	MET
1	M	637	LYS
2	N	130	PRO

Continued on next page...

Continued from previous page...

Mol	Chain	Res	Type
2	N	147	ASN
2	N	151	LYS
1	P	11	GLY
1	P	21	GLU
1	P	219	GLU
1	P	517	MET
1	P	637	LYS
2	Q	130	PRO
2	Q	147	ASN
2	Q	151	LYS
4	1	274	ILE
4	2	274	ILE
4	3	274	ILE
4	4	274	ILE
4	5	274	ILE
4	6	274	ILE
4	7	274	ILE
4	8	274	ILE
4	9	274	ILE
4	V	274	ILE
4	W	274	ILE
4	X	274	ILE
4	Y	274	ILE
4	Z	274	ILE
1	A	58	GLY
1	A	294	ASN
1	A	532	ILE
1	A	644	SER
1	D	58	GLY
1	D	294	ASN
1	D	644	SER
1	G	58	GLY
1	G	294	ASN
1	G	644	SER
2	H	161	GLU
1	J	58	GLY
1	J	294	ASN
1	J	532	ILE
1	J	644	SER
2	K	161	GLU
1	M	58	GLY
1	M	294	ASN

Continued on next page...

Continued from previous page...

Mol	Chain	Res	Type
1	M	532	ILE
1	M	644	SER
2	N	161	GLU
1	P	58	GLY
1	P	294	ASN
1	P	532	ILE
1	P	644	SER
2	Q	161	GLU
4	1	233	SER
4	2	233	SER
4	3	233	SER
4	4	233	SER
4	5	233	SER
4	6	233	SER
4	7	233	SER
4	8	233	SER
4	9	233	SER
4	V	233	SER
4	W	233	SER
4	X	233	SER
4	Y	233	SER
4	Z	233	SER
1	A	435	GLU
1	A	817	GLN
1	D	269	LEU
1	D	435	GLU
1	D	817	GLN
1	G	269	LEU
1	G	435	GLU
1	G	817	GLN
1	J	435	GLU
1	J	817	GLN
1	M	269	LEU
1	M	435	GLU
1	M	817	GLN
1	P	435	GLU
1	P	786	ILE
1	P	817	GLN
4	1	2	GLU
4	1	253	GLU
4	2	2	GLU
4	2	253	GLU

Continued on next page...

Continued from previous page...

Mol	Chain	Res	Type
4	3	2	GLU
4	4	2	GLU
4	4	253	GLU
4	5	2	GLU
4	6	2	GLU
4	7	2	GLU
4	7	253	GLU
4	8	2	GLU
4	9	2	GLU
4	9	253	GLU
4	V	2	GLU
4	V	253	GLU
4	W	2	GLU
4	W	253	GLU
4	X	2	GLU
4	Y	2	GLU
4	Y	253	GLU
4	Z	2	GLU
4	Z	253	GLU
1	A	8	ALA
1	A	269	LEU
1	A	578	HIS
2	B	140	PHE
1	D	8	ALA
1	D	556	ASP
1	D	578	HIS
2	E	140	PHE
1	G	8	ALA
1	G	79	SER
1	G	578	HIS
2	H	140	PHE
1	J	8	ALA
1	J	269	LEU
1	J	578	HIS
2	K	140	PHE
1	M	8	ALA
1	M	556	ASP
1	M	578	HIS
2	N	140	PHE
1	P	8	ALA
1	P	269	LEU
1	P	556	ASP

Continued on next page...

Continued from previous page...

Mol	Chain	Res	Type
1	P	578	HIS
2	Q	140	PHE
4	3	253	GLU
4	5	253	GLU
4	6	253	GLU
4	8	253	GLU
4	X	253	GLU
1	A	79	SER
1	A	199	ILE
1	A	556	ASP
2	B	142	PRO
1	D	79	SER
1	D	199	ILE
2	E	142	PRO
1	G	199	ILE
1	G	556	ASP
2	H	142	PRO
1	J	79	SER
1	J	199	ILE
1	J	556	ASP
2	K	142	PRO
1	M	79	SER
1	M	199	ILE
1	M	822	SER
2	N	142	PRO
1	P	79	SER
1	P	199	ILE
2	Q	142	PRO
1	A	840	PRO
1	D	287	ILE
1	D	840	PRO
1	G	287	ILE
1	G	840	PRO
1	J	840	PRO
1	M	287	ILE
1	M	840	PRO
1	P	840	PRO
4	1	242	LEU
4	2	242	LEU
4	3	242	LEU
4	4	242	LEU
4	5	242	LEU

Continued on next page...

Continued from previous page...

Mol	Chain	Res	Type
4	6	242	LEU
4	7	242	LEU
4	8	242	LEU
4	9	242	LEU
4	V	242	LEU
4	W	242	LEU
4	X	242	LEU
4	Y	242	LEU
4	Z	242	LEU
1	A	287	ILE
1	J	287	ILE
1	P	287	ILE

5.3.2 Protein sidechains [i](#)

In the following table, the Percentiles column shows the percent sidechain outliers of the chain as a percentile score with respect to all PDB entries followed by that with respect to all EM entries.

The Analysed column shows the number of residues for which the sidechain conformation was analysed, and the total number of residues.

Mol	Chain	Analysed	Rotameric	Outliers	Percentiles	
1	A	672/672 (100%)	512 (76%)	160 (24%)	0	4
1	D	672/672 (100%)	514 (76%)	158 (24%)	1	4
1	G	672/672 (100%)	513 (76%)	159 (24%)	1	4
1	J	672/672 (100%)	514 (76%)	158 (24%)	1	4
1	M	672/672 (100%)	515 (77%)	157 (23%)	1	4
1	P	672/672 (100%)	514 (76%)	158 (24%)	1	4
2	B	120/120 (100%)	119 (99%)	1 (1%)	81	89
2	E	120/120 (100%)	119 (99%)	1 (1%)	81	89
2	H	120/120 (100%)	119 (99%)	1 (1%)	81	89
2	K	120/120 (100%)	119 (99%)	1 (1%)	81	89
2	N	120/120 (100%)	119 (99%)	1 (1%)	81	89
2	Q	120/120 (100%)	119 (99%)	1 (1%)	81	89
3	C	117/117 (100%)	112 (96%)	5 (4%)	29	53
3	F	117/117 (100%)	112 (96%)	5 (4%)	29	53

Continued on next page...

Continued from previous page...

Mol	Chain	Analysed	Rotameric	Outliers	Percentiles	
3	I	117/117 (100%)	112 (96%)	5 (4%)	29	53
3	L	117/117 (100%)	112 (96%)	5 (4%)	29	53
3	O	117/117 (100%)	112 (96%)	5 (4%)	29	53
3	R	117/117 (100%)	112 (96%)	5 (4%)	29	53
4	1	315/318 (99%)	268 (85%)	47 (15%)	3	15
4	2	315/318 (99%)	268 (85%)	47 (15%)	3	15
4	3	315/318 (99%)	268 (85%)	47 (15%)	3	15
4	4	315/318 (99%)	268 (85%)	47 (15%)	3	15
4	5	315/318 (99%)	268 (85%)	47 (15%)	3	15
4	6	315/318 (99%)	269 (85%)	46 (15%)	3	15
4	7	315/318 (99%)	269 (85%)	46 (15%)	3	15
4	8	315/318 (99%)	269 (85%)	46 (15%)	3	15
4	9	315/318 (99%)	269 (85%)	46 (15%)	3	15
4	V	315/318 (99%)	269 (85%)	46 (15%)	3	15
4	W	315/318 (99%)	269 (85%)	46 (15%)	3	15
4	X	315/318 (99%)	268 (85%)	47 (15%)	3	15
4	Y	315/318 (99%)	268 (85%)	47 (15%)	3	15
4	Z	315/318 (99%)	268 (85%)	47 (15%)	3	15
All	All	9864/9906 (100%)	8226 (83%)	1638 (17%)	5	12

All (1638) residues with a non-rotameric sidechain are listed below:

Mol	Chain	Res	Type
1	A	4	ASP
1	A	7	MET
1	A	12	GLU
1	A	15	PRO
1	A	17	LEU
1	A	20	SER
1	A	22	LYS
1	A	36	SER
1	A	37	SER
1	A	46	SER
1	A	61	THR
1	A	69	THR
1	A	70	LEU

Continued on next page...

Continued from previous page...

Mol	Chain	Res	Type
1	A	72	VAL
1	A	73	LYS
1	A	75	ASP
1	A	76	GLN
1	A	97	LEU
1	A	106	LEU
1	A	109	ARG
1	A	114	MET
1	A	117	THR
1	A	121	LEU
1	A	126	VAL
1	A	127	ASN
1	A	135	TYR
1	A	136	ASN
1	A	146	LYS
1	A	149	GLN
1	A	155	ILE
1	A	157	SER
1	A	158	ILE
1	A	159	SER
1	A	165	PHE
1	A	167	LEU
1	A	169	ASP
1	A	173	GLN
1	A	178	THR
1	A	185	LYS
1	A	186	THR
1	A	187	VAL
1	A	189	THR
1	A	191	ARG
1	A	193	ILE
1	A	194	GLN
1	A	198	THR
1	A	199	ILE
1	A	218	LEU
1	A	219	GLU
1	A	221	GLN
1	A	223	ILE
1	A	227	PRO
1	A	229	LEU
1	A	244	SER
1	A	245	ARG

Continued on next page...

Continued from previous page...

Mol	Chain	Res	Type
1	A	251	ARG
1	A	264	ASP
1	A	273	SER
1	A	274	ARG
1	A	278	GLN
1	A	282	GLU
1	A	287	ILE
1	A	290	GLN
1	A	294	ASN
1	A	298	GLU
1	A	300	ILE
1	A	325	ILE
1	A	331	LEU
1	A	336	SER
1	A	351	ILE
1	A	354	LEU
1	A	364	LEU
1	A	365	LYS
1	A	372	GLU
1	A	376	GLU
1	A	381	GLU
1	A	389	LEU
1	A	392	LEU
1	A	394	SER
1	A	399	LYS
1	A	405	ARG
1	A	410	ASN
1	A	439	LEU
1	A	447	GLN
1	A	448	GLN
1	A	449	LEU
1	A	453	GLN
1	A	455	ARG
1	A	457	TYR
1	A	462	LEU
1	A	471	ASP
1	A	474	SER
1	A	480	ILE
1	A	487	LEU
1	A	495	MET
1	A	499	GLU
1	A	506	GLU

Continued on next page...

Continued from previous page...

Mol	Chain	Res	Type
1	A	513	ILE
1	A	518	ASP
1	A	524	GLU
1	A	532	ILE
1	A	534	SER
1	A	537	GLU
1	A	543	PRO
1	A	549	SER
1	A	561	LYS
1	A	562	SER
1	A	563	ASN
1	A	569	LYS
1	A	580	SER
1	A	593	SER
1	A	597	GLU
1	A	604	ASN
1	A	608	ILE
1	A	610	LEU
1	A	615	SER
1	A	621	LEU
1	A	625	THR
1	A	664	LEU
1	A	666	SER
1	A	673	ARG
1	A	675	ILE
1	A	676	ILE
1	A	686	MET
1	A	689	GLU
1	A	690	LEU
1	A	693	HIS
1	A	698	ASN
1	A	701	LEU
1	A	702	GLU
1	A	704	ILE
1	A	708	ARG
1	A	713	SER
1	A	714	ARG
1	A	716	LEU
1	A	719	ASP
1	A	722	GLN
1	A	723	ARG
1	A	727	LEU

Continued on next page...

Continued from previous page...

Mol	Chain	Res	Type
1	A	728	ASN
1	A	745	GLU
1	A	752	ASP
1	A	753	VAL
1	A	754	ASP
1	A	762	HIS
1	A	774	LEU
1	A	785	GLU
1	A	787	ILE
1	A	793	ARG
1	A	799	MET
1	A	802	GLU
1	A	804	ARG
1	A	810	ARG
1	A	816	ILE
1	A	822	SER
1	A	832	MET
1	A	834	LEU
1	A	838	ILE
1	A	842	LEU
1	A	843	LYS
2	B	142	PRO
3	C	48	LYS
3	C	68	PHE
3	C	83	THR
3	C	95	ASP
3	C	96	LYS
1	D	4	ASP
1	D	7	MET
1	D	12	GLU
1	D	15	PRO
1	D	17	LEU
1	D	20	SER
1	D	22	LYS
1	D	36	SER
1	D	37	SER
1	D	46	SER
1	D	61	THR
1	D	69	THR
1	D	70	LEU
1	D	72	VAL
1	D	73	LYS

Continued on next page...

Continued from previous page...

Mol	Chain	Res	Type
1	D	75	ASP
1	D	76	GLN
1	D	97	LEU
1	D	106	LEU
1	D	109	ARG
1	D	114	MET
1	D	117	THR
1	D	121	LEU
1	D	126	VAL
1	D	127	ASN
1	D	135	TYR
1	D	136	ASN
1	D	146	LYS
1	D	149	GLN
1	D	155	ILE
1	D	157	SER
1	D	158	ILE
1	D	159	SER
1	D	165	PHE
1	D	167	LEU
1	D	169	ASP
1	D	173	GLN
1	D	178	THR
1	D	185	LYS
1	D	186	THR
1	D	187	VAL
1	D	191	ARG
1	D	193	ILE
1	D	194	GLN
1	D	198	THR
1	D	199	ILE
1	D	218	LEU
1	D	219	GLU
1	D	221	GLN
1	D	223	ILE
1	D	229	LEU
1	D	244	SER
1	D	245	ARG
1	D	251	ARG
1	D	264	ASP
1	D	273	SER
1	D	274	ARG

Continued on next page...

Continued from previous page...

Mol	Chain	Res	Type
1	D	278	GLN
1	D	282	GLU
1	D	287	ILE
1	D	290	GLN
1	D	294	ASN
1	D	298	GLU
1	D	300	ILE
1	D	325	ILE
1	D	331	LEU
1	D	336	SER
1	D	351	ILE
1	D	354	LEU
1	D	364	LEU
1	D	365	LYS
1	D	372	GLU
1	D	376	GLU
1	D	381	GLU
1	D	389	LEU
1	D	392	LEU
1	D	394	SER
1	D	399	LYS
1	D	405	ARG
1	D	410	ASN
1	D	439	LEU
1	D	447	GLN
1	D	448	GLN
1	D	449	LEU
1	D	453	GLN
1	D	455	ARG
1	D	457	TYR
1	D	462	LEU
1	D	471	ASP
1	D	474	SER
1	D	480	ILE
1	D	487	LEU
1	D	495	MET
1	D	499	GLU
1	D	506	GLU
1	D	513	ILE
1	D	518	ASP
1	D	524	GLU
1	D	532	ILE

Continued on next page...

Continued from previous page...

Mol	Chain	Res	Type
1	D	534	SER
1	D	537	GLU
1	D	543	PRO
1	D	549	SER
1	D	561	LYS
1	D	562	SER
1	D	563	ASN
1	D	569	LYS
1	D	580	SER
1	D	593	SER
1	D	597	GLU
1	D	604	ASN
1	D	608	ILE
1	D	610	LEU
1	D	615	SER
1	D	621	LEU
1	D	625	THR
1	D	664	LEU
1	D	666	SER
1	D	673	ARG
1	D	675	ILE
1	D	676	ILE
1	D	686	MET
1	D	689	GLU
1	D	690	LEU
1	D	693	HIS
1	D	698	ASN
1	D	701	LEU
1	D	702	GLU
1	D	704	ILE
1	D	708	ARG
1	D	713	SER
1	D	714	ARG
1	D	716	LEU
1	D	719	ASP
1	D	722	GLN
1	D	723	ARG
1	D	727	LEU
1	D	728	ASN
1	D	745	GLU
1	D	752	ASP
1	D	753	VAL

Continued on next page...

Continued from previous page...

Mol	Chain	Res	Type
1	D	754	ASP
1	D	762	HIS
1	D	774	LEU
1	D	785	GLU
1	D	787	ILE
1	D	793	ARG
1	D	799	MET
1	D	802	GLU
1	D	804	ARG
1	D	810	ARG
1	D	816	ILE
1	D	822	SER
1	D	832	MET
1	D	834	LEU
1	D	838	ILE
1	D	842	LEU
1	D	843	LYS
2	E	142	PRO
3	F	48	LYS
3	F	68	PHE
3	F	83	THR
3	F	95	ASP
3	F	96	LYS
1	G	4	ASP
1	G	7	MET
1	G	12	GLU
1	G	15	PRO
1	G	17	LEU
1	G	20	SER
1	G	22	LYS
1	G	36	SER
1	G	37	SER
1	G	46	SER
1	G	61	THR
1	G	69	THR
1	G	70	LEU
1	G	72	VAL
1	G	73	LYS
1	G	75	ASP
1	G	76	GLN
1	G	97	LEU
1	G	106	LEU

Continued on next page...

Continued from previous page...

Mol	Chain	Res	Type
1	G	109	ARG
1	G	114	MET
1	G	117	THR
1	G	121	LEU
1	G	126	VAL
1	G	127	ASN
1	G	135	TYR
1	G	136	ASN
1	G	146	LYS
1	G	149	GLN
1	G	155	ILE
1	G	157	SER
1	G	158	ILE
1	G	159	SER
1	G	165	PHE
1	G	167	LEU
1	G	169	ASP
1	G	173	GLN
1	G	178	THR
1	G	185	LYS
1	G	186	THR
1	G	187	VAL
1	G	189	THR
1	G	191	ARG
1	G	193	ILE
1	G	194	GLN
1	G	198	THR
1	G	199	ILE
1	G	218	LEU
1	G	219	GLU
1	G	221	GLN
1	G	223	ILE
1	G	229	LEU
1	G	243	SER
1	G	244	SER
1	G	245	ARG
1	G	251	ARG
1	G	264	ASP
1	G	273	SER
1	G	274	ARG
1	G	278	GLN
1	G	282	GLU

Continued on next page...

Continued from previous page...

Mol	Chain	Res	Type
1	G	287	ILE
1	G	290	GLN
1	G	294	ASN
1	G	298	GLU
1	G	300	ILE
1	G	325	ILE
1	G	331	LEU
1	G	336	SER
1	G	351	ILE
1	G	354	LEU
1	G	364	LEU
1	G	365	LYS
1	G	372	GLU
1	G	376	GLU
1	G	381	GLU
1	G	389	LEU
1	G	392	LEU
1	G	394	SER
1	G	399	LYS
1	G	405	ARG
1	G	410	ASN
1	G	439	LEU
1	G	447	GLN
1	G	448	GLN
1	G	449	LEU
1	G	453	GLN
1	G	455	ARG
1	G	457	TYR
1	G	462	LEU
1	G	471	ASP
1	G	474	SER
1	G	480	ILE
1	G	487	LEU
1	G	495	MET
1	G	499	GLU
1	G	506	GLU
1	G	513	ILE
1	G	518	ASP
1	G	524	GLU
1	G	532	ILE
1	G	534	SER
1	G	537	GLU

Continued on next page...

Continued from previous page...

Mol	Chain	Res	Type
1	G	543	PRO
1	G	549	SER
1	G	561	LYS
1	G	562	SER
1	G	563	ASN
1	G	569	LYS
1	G	580	SER
1	G	593	SER
1	G	597	GLU
1	G	604	ASN
1	G	608	ILE
1	G	610	LEU
1	G	615	SER
1	G	621	LEU
1	G	625	THR
1	G	664	LEU
1	G	666	SER
1	G	673	ARG
1	G	675	ILE
1	G	676	ILE
1	G	686	MET
1	G	689	GLU
1	G	690	LEU
1	G	693	HIS
1	G	698	ASN
1	G	701	LEU
1	G	702	GLU
1	G	708	ARG
1	G	713	SER
1	G	714	ARG
1	G	716	LEU
1	G	719	ASP
1	G	722	GLN
1	G	723	ARG
1	G	727	LEU
1	G	728	ASN
1	G	745	GLU
1	G	752	ASP
1	G	753	VAL
1	G	754	ASP
1	G	762	HIS
1	G	774	LEU

Continued on next page...

Continued from previous page...

Mol	Chain	Res	Type
1	G	785	GLU
1	G	787	ILE
1	G	793	ARG
1	G	799	MET
1	G	802	GLU
1	G	804	ARG
1	G	810	ARG
1	G	816	ILE
1	G	822	SER
1	G	832	MET
1	G	834	LEU
1	G	838	ILE
1	G	842	LEU
1	G	843	LYS
2	H	142	PRO
3	I	48	LYS
3	I	68	PHE
3	I	83	THR
3	I	95	ASP
3	I	96	LYS
1	J	4	ASP
1	J	7	MET
1	J	12	GLU
1	J	15	PRO
1	J	17	LEU
1	J	20	SER
1	J	22	LYS
1	J	36	SER
1	J	37	SER
1	J	46	SER
1	J	61	THR
1	J	69	THR
1	J	70	LEU
1	J	72	VAL
1	J	73	LYS
1	J	75	ASP
1	J	76	GLN
1	J	97	LEU
1	J	106	LEU
1	J	109	ARG
1	J	114	MET
1	J	117	THR

Continued on next page...

Continued from previous page...

Mol	Chain	Res	Type
1	J	121	LEU
1	J	126	VAL
1	J	127	ASN
1	J	135	TYR
1	J	136	ASN
1	J	146	LYS
1	J	149	GLN
1	J	155	ILE
1	J	157	SER
1	J	158	ILE
1	J	159	SER
1	J	165	PHE
1	J	167	LEU
1	J	169	ASP
1	J	173	GLN
1	J	178	THR
1	J	185	LYS
1	J	186	THR
1	J	187	VAL
1	J	189	THR
1	J	191	ARG
1	J	193	ILE
1	J	194	GLN
1	J	198	THR
1	J	199	ILE
1	J	218	LEU
1	J	219	GLU
1	J	221	GLN
1	J	223	ILE
1	J	229	LEU
1	J	244	SER
1	J	245	ARG
1	J	251	ARG
1	J	264	ASP
1	J	273	SER
1	J	274	ARG
1	J	278	GLN
1	J	282	GLU
1	J	287	ILE
1	J	290	GLN
1	J	294	ASN
1	J	298	GLU

Continued on next page...

Continued from previous page...

Mol	Chain	Res	Type
1	J	300	ILE
1	J	325	ILE
1	J	331	LEU
1	J	336	SER
1	J	351	ILE
1	J	354	LEU
1	J	364	LEU
1	J	365	LYS
1	J	372	GLU
1	J	376	GLU
1	J	381	GLU
1	J	389	LEU
1	J	392	LEU
1	J	394	SER
1	J	399	LYS
1	J	405	ARG
1	J	410	ASN
1	J	439	LEU
1	J	447	GLN
1	J	448	GLN
1	J	449	LEU
1	J	453	GLN
1	J	455	ARG
1	J	457	TYR
1	J	462	LEU
1	J	471	ASP
1	J	474	SER
1	J	480	ILE
1	J	487	LEU
1	J	495	MET
1	J	499	GLU
1	J	506	GLU
1	J	513	ILE
1	J	518	ASP
1	J	524	GLU
1	J	532	ILE
1	J	534	SER
1	J	537	GLU
1	J	543	PRO
1	J	549	SER
1	J	561	LYS
1	J	562	SER

Continued on next page...

Continued from previous page...

Mol	Chain	Res	Type
1	J	563	ASN
1	J	569	LYS
1	J	580	SER
1	J	593	SER
1	J	597	GLU
1	J	604	ASN
1	J	608	ILE
1	J	610	LEU
1	J	615	SER
1	J	621	LEU
1	J	625	THR
1	J	664	LEU
1	J	666	SER
1	J	673	ARG
1	J	675	ILE
1	J	676	ILE
1	J	686	MET
1	J	689	GLU
1	J	690	LEU
1	J	693	HIS
1	J	698	ASN
1	J	701	LEU
1	J	702	GLU
1	J	708	ARG
1	J	713	SER
1	J	714	ARG
1	J	716	LEU
1	J	719	ASP
1	J	722	GLN
1	J	723	ARG
1	J	727	LEU
1	J	728	ASN
1	J	745	GLU
1	J	752	ASP
1	J	753	VAL
1	J	754	ASP
1	J	762	HIS
1	J	774	LEU
1	J	785	GLU
1	J	787	ILE
1	J	793	ARG
1	J	799	MET

Continued on next page...

Continued from previous page...

Mol	Chain	Res	Type
1	J	802	GLU
1	J	804	ARG
1	J	810	ARG
1	J	816	ILE
1	J	822	SER
1	J	832	MET
1	J	834	LEU
1	J	838	ILE
1	J	842	LEU
1	J	843	LYS
2	K	142	PRO
3	L	48	LYS
3	L	68	PHE
3	L	83	THR
3	L	95	ASP
3	L	96	LYS
1	M	4	ASP
1	M	7	MET
1	M	12	GLU
1	M	15	PRO
1	M	17	LEU
1	M	20	SER
1	M	22	LYS
1	M	36	SER
1	M	37	SER
1	M	46	SER
1	M	61	THR
1	M	69	THR
1	M	70	LEU
1	M	72	VAL
1	M	73	LYS
1	M	75	ASP
1	M	76	GLN
1	M	97	LEU
1	M	106	LEU
1	M	109	ARG
1	M	114	MET
1	M	117	THR
1	M	121	LEU
1	M	126	VAL
1	M	127	ASN
1	M	135	TYR

Continued on next page...

Continued from previous page...

Mol	Chain	Res	Type
1	M	136	ASN
1	M	146	LYS
1	M	149	GLN
1	M	155	ILE
1	M	157	SER
1	M	158	ILE
1	M	159	SER
1	M	165	PHE
1	M	167	LEU
1	M	169	ASP
1	M	173	GLN
1	M	178	THR
1	M	185	LYS
1	M	186	THR
1	M	187	VAL
1	M	189	THR
1	M	191	ARG
1	M	193	ILE
1	M	194	GLN
1	M	198	THR
1	M	199	ILE
1	M	218	LEU
1	M	219	GLU
1	M	221	GLN
1	M	223	ILE
1	M	229	LEU
1	M	244	SER
1	M	245	ARG
1	M	251	ARG
1	M	264	ASP
1	M	273	SER
1	M	274	ARG
1	M	278	GLN
1	M	282	GLU
1	M	287	ILE
1	M	290	GLN
1	M	294	ASN
1	M	298	GLU
1	M	300	ILE
1	M	325	ILE
1	M	331	LEU
1	M	336	SER

Continued on next page...

Continued from previous page...

Mol	Chain	Res	Type
1	M	351	ILE
1	M	354	LEU
1	M	364	LEU
1	M	365	LYS
1	M	372	GLU
1	M	376	GLU
1	M	381	GLU
1	M	389	LEU
1	M	392	LEU
1	M	394	SER
1	M	399	LYS
1	M	405	ARG
1	M	410	ASN
1	M	439	LEU
1	M	447	GLN
1	M	448	GLN
1	M	449	LEU
1	M	453	GLN
1	M	455	ARG
1	M	457	TYR
1	M	462	LEU
1	M	471	ASP
1	M	474	SER
1	M	480	ILE
1	M	487	LEU
1	M	495	MET
1	M	499	GLU
1	M	506	GLU
1	M	513	ILE
1	M	518	ASP
1	M	524	GLU
1	M	532	ILE
1	M	534	SER
1	M	537	GLU
1	M	549	SER
1	M	561	LYS
1	M	562	SER
1	M	563	ASN
1	M	569	LYS
1	M	580	SER
1	M	593	SER
1	M	597	GLU

Continued on next page...

Continued from previous page...

Mol	Chain	Res	Type
1	M	604	ASN
1	M	608	ILE
1	M	610	LEU
1	M	615	SER
1	M	621	LEU
1	M	625	THR
1	M	664	LEU
1	M	666	SER
1	M	673	ARG
1	M	675	ILE
1	M	676	ILE
1	M	686	MET
1	M	689	GLU
1	M	690	LEU
1	M	693	HIS
1	M	698	ASN
1	M	701	LEU
1	M	702	GLU
1	M	708	ARG
1	M	713	SER
1	M	714	ARG
1	M	716	LEU
1	M	719	ASP
1	M	722	GLN
1	M	723	ARG
1	M	727	LEU
1	M	728	ASN
1	M	745	GLU
1	M	752	ASP
1	M	753	VAL
1	M	754	ASP
1	M	762	HIS
1	M	774	LEU
1	M	785	GLU
1	M	787	ILE
1	M	793	ARG
1	M	799	MET
1	M	802	GLU
1	M	804	ARG
1	M	810	ARG
1	M	816	ILE
1	M	822	SER

Continued on next page...

Continued from previous page...

Mol	Chain	Res	Type
1	M	832	MET
1	M	834	LEU
1	M	838	ILE
1	M	842	LEU
1	M	843	LYS
2	N	142	PRO
3	O	48	LYS
3	O	68	PHE
3	O	83	THR
3	O	95	ASP
3	O	96	LYS
1	P	4	ASP
1	P	7	MET
1	P	12	GLU
1	P	15	PRO
1	P	17	LEU
1	P	20	SER
1	P	22	LYS
1	P	36	SER
1	P	37	SER
1	P	46	SER
1	P	61	THR
1	P	69	THR
1	P	70	LEU
1	P	72	VAL
1	P	73	LYS
1	P	75	ASP
1	P	76	GLN
1	P	97	LEU
1	P	106	LEU
1	P	109	ARG
1	P	114	MET
1	P	117	THR
1	P	121	LEU
1	P	126	VAL
1	P	127	ASN
1	P	135	TYR
1	P	136	ASN
1	P	146	LYS
1	P	149	GLN
1	P	155	ILE
1	P	157	SER

Continued on next page...

Continued from previous page...

Mol	Chain	Res	Type
1	P	158	ILE
1	P	159	SER
1	P	165	PHE
1	P	167	LEU
1	P	169	ASP
1	P	173	GLN
1	P	178	THR
1	P	185	LYS
1	P	186	THR
1	P	187	VAL
1	P	189	THR
1	P	191	ARG
1	P	193	ILE
1	P	194	GLN
1	P	198	THR
1	P	199	ILE
1	P	218	LEU
1	P	219	GLU
1	P	221	GLN
1	P	223	ILE
1	P	229	LEU
1	P	244	SER
1	P	245	ARG
1	P	251	ARG
1	P	264	ASP
1	P	273	SER
1	P	274	ARG
1	P	278	GLN
1	P	282	GLU
1	P	287	ILE
1	P	290	GLN
1	P	294	ASN
1	P	298	GLU
1	P	300	ILE
1	P	325	ILE
1	P	331	LEU
1	P	336	SER
1	P	351	ILE
1	P	354	LEU
1	P	364	LEU
1	P	365	LYS
1	P	372	GLU

Continued on next page...

Continued from previous page...

Mol	Chain	Res	Type
1	P	376	GLU
1	P	381	GLU
1	P	389	LEU
1	P	392	LEU
1	P	394	SER
1	P	399	LYS
1	P	405	ARG
1	P	410	ASN
1	P	439	LEU
1	P	447	GLN
1	P	448	GLN
1	P	449	LEU
1	P	453	GLN
1	P	455	ARG
1	P	457	TYR
1	P	462	LEU
1	P	471	ASP
1	P	474	SER
1	P	480	ILE
1	P	487	LEU
1	P	495	MET
1	P	499	GLU
1	P	506	GLU
1	P	513	ILE
1	P	518	ASP
1	P	524	GLU
1	P	532	ILE
1	P	534	SER
1	P	537	GLU
1	P	543	PRO
1	P	549	SER
1	P	561	LYS
1	P	562	SER
1	P	563	ASN
1	P	569	LYS
1	P	580	SER
1	P	593	SER
1	P	597	GLU
1	P	604	ASN
1	P	608	ILE
1	P	610	LEU
1	P	615	SER

Continued on next page...

Continued from previous page...

Mol	Chain	Res	Type
1	P	621	LEU
1	P	625	THR
1	P	664	LEU
1	P	666	SER
1	P	673	ARG
1	P	675	ILE
1	P	676	ILE
1	P	686	MET
1	P	689	GLU
1	P	690	LEU
1	P	693	HIS
1	P	698	ASN
1	P	701	LEU
1	P	702	GLU
1	P	708	ARG
1	P	713	SER
1	P	714	ARG
1	P	716	LEU
1	P	719	ASP
1	P	722	GLN
1	P	723	ARG
1	P	727	LEU
1	P	728	ASN
1	P	745	GLU
1	P	752	ASP
1	P	753	VAL
1	P	754	ASP
1	P	762	HIS
1	P	774	LEU
1	P	785	GLU
1	P	787	ILE
1	P	793	ARG
1	P	799	MET
1	P	802	GLU
1	P	804	ARG
1	P	810	ARG
1	P	816	ILE
1	P	822	SER
1	P	832	MET
1	P	834	LEU
1	P	838	ILE
1	P	842	LEU

Continued on next page...

Continued from previous page...

Mol	Chain	Res	Type
1	P	843	LYS
2	Q	142	PRO
3	R	48	LYS
3	R	68	PHE
3	R	83	THR
3	R	95	ASP
3	R	96	LYS
4	1	16	LEU
4	1	33	SER
4	1	34	ILE
4	1	37	ARG
4	1	66	THR
4	1	72	GLU
4	1	80	ASP
4	1	100	GLU
4	1	109	PRO
4	1	116	ARG
4	1	145	SER
4	1	153	LEU
4	1	159	VAL
4	1	180	LEU
4	1	191	LYS
4	1	196	ARG
4	1	199	SER
4	1	201	VAL
4	1	206	ARG
4	1	221	LEU
4	1	223	PHE
4	1	229	THR
4	1	239	SER
4	1	242	LEU
4	1	246	GLN
4	1	263	GLN
4	1	281	SER
4	1	283	MET
4	1	287	ILE
4	1	291	LYS
4	1	293	LEU
4	1	297	ASN
4	1	299	MET
4	1	312	ARG
4	1	315	LYS

Continued on next page...

Continued from previous page...

Mol	Chain	Res	Type
4	1	318	THR
4	1	320	LEU
4	1	327	ILE
4	1	334	GLU
4	1	349	LEU
4	1	350	SER
4	1	351	THR
4	1	354	GLN
4	1	359	LYS
4	1	360	GLN
4	1	361	GLU
4	1	368	SER
4	2	16	LEU
4	2	33	SER
4	2	34	ILE
4	2	37	ARG
4	2	66	THR
4	2	72	GLU
4	2	80	ASP
4	2	100	GLU
4	2	109	PRO
4	2	116	ARG
4	2	145	SER
4	2	153	LEU
4	2	159	VAL
4	2	180	LEU
4	2	191	LYS
4	2	196	ARG
4	2	199	SER
4	2	201	VAL
4	2	206	ARG
4	2	221	LEU
4	2	223	PHE
4	2	229	THR
4	2	239	SER
4	2	242	LEU
4	2	246	GLN
4	2	263	GLN
4	2	281	SER
4	2	283	MET
4	2	287	ILE
4	2	291	LYS

Continued on next page...

Continued from previous page...

Mol	Chain	Res	Type
4	2	293	LEU
4	2	297	ASN
4	2	299	MET
4	2	312	ARG
4	2	315	LYS
4	2	318	THR
4	2	320	LEU
4	2	327	ILE
4	2	334	GLU
4	2	349	LEU
4	2	350	SER
4	2	351	THR
4	2	354	GLN
4	2	359	LYS
4	2	360	GLN
4	2	361	GLU
4	2	368	SER
4	3	16	LEU
4	3	33	SER
4	3	34	ILE
4	3	37	ARG
4	3	66	THR
4	3	72	GLU
4	3	80	ASP
4	3	100	GLU
4	3	109	PRO
4	3	116	ARG
4	3	145	SER
4	3	153	LEU
4	3	159	VAL
4	3	180	LEU
4	3	191	LYS
4	3	196	ARG
4	3	199	SER
4	3	201	VAL
4	3	206	ARG
4	3	221	LEU
4	3	223	PHE
4	3	229	THR
4	3	239	SER
4	3	242	LEU
4	3	246	GLN

Continued on next page...

Continued from previous page...

Mol	Chain	Res	Type
4	3	263	GLN
4	3	281	SER
4	3	283	MET
4	3	287	ILE
4	3	291	LYS
4	3	293	LEU
4	3	297	ASN
4	3	299	MET
4	3	312	ARG
4	3	315	LYS
4	3	318	THR
4	3	320	LEU
4	3	327	ILE
4	3	334	GLU
4	3	349	LEU
4	3	350	SER
4	3	351	THR
4	3	354	GLN
4	3	359	LYS
4	3	360	GLN
4	3	361	GLU
4	3	368	SER
4	4	16	LEU
4	4	33	SER
4	4	34	ILE
4	4	37	ARG
4	4	66	THR
4	4	72	GLU
4	4	80	ASP
4	4	100	GLU
4	4	109	PRO
4	4	116	ARG
4	4	145	SER
4	4	153	LEU
4	4	159	VAL
4	4	180	LEU
4	4	191	LYS
4	4	196	ARG
4	4	199	SER
4	4	201	VAL
4	4	206	ARG
4	4	221	LEU

Continued on next page...

Continued from previous page...

Mol	Chain	Res	Type
4	4	223	PHE
4	4	229	THR
4	4	239	SER
4	4	242	LEU
4	4	246	GLN
4	4	263	GLN
4	4	281	SER
4	4	283	MET
4	4	287	ILE
4	4	291	LYS
4	4	293	LEU
4	4	297	ASN
4	4	299	MET
4	4	312	ARG
4	4	315	LYS
4	4	318	THR
4	4	320	LEU
4	4	327	ILE
4	4	334	GLU
4	4	349	LEU
4	4	350	SER
4	4	351	THR
4	4	354	GLN
4	4	359	LYS
4	4	360	GLN
4	4	361	GLU
4	4	368	SER
4	5	16	LEU
4	5	33	SER
4	5	34	ILE
4	5	37	ARG
4	5	66	THR
4	5	72	GLU
4	5	80	ASP
4	5	100	GLU
4	5	109	PRO
4	5	116	ARG
4	5	145	SER
4	5	153	LEU
4	5	159	VAL
4	5	180	LEU
4	5	191	LYS

Continued on next page...

Continued from previous page...

Mol	Chain	Res	Type
4	5	196	ARG
4	5	199	SER
4	5	201	VAL
4	5	206	ARG
4	5	221	LEU
4	5	223	PHE
4	5	229	THR
4	5	239	SER
4	5	242	LEU
4	5	246	GLN
4	5	263	GLN
4	5	281	SER
4	5	283	MET
4	5	287	ILE
4	5	291	LYS
4	5	293	LEU
4	5	297	ASN
4	5	299	MET
4	5	312	ARG
4	5	315	LYS
4	5	318	THR
4	5	320	LEU
4	5	327	ILE
4	5	334	GLU
4	5	349	LEU
4	5	350	SER
4	5	351	THR
4	5	354	GLN
4	5	359	LYS
4	5	360	GLN
4	5	361	GLU
4	5	368	SER
4	6	33	SER
4	6	34	ILE
4	6	37	ARG
4	6	66	THR
4	6	72	GLU
4	6	80	ASP
4	6	100	GLU
4	6	109	PRO
4	6	116	ARG
4	6	145	SER

Continued on next page...

Continued from previous page...

Mol	Chain	Res	Type
4	6	153	LEU
4	6	159	VAL
4	6	180	LEU
4	6	191	LYS
4	6	196	ARG
4	6	199	SER
4	6	201	VAL
4	6	206	ARG
4	6	221	LEU
4	6	223	PHE
4	6	229	THR
4	6	239	SER
4	6	242	LEU
4	6	246	GLN
4	6	263	GLN
4	6	281	SER
4	6	283	MET
4	6	287	ILE
4	6	291	LYS
4	6	293	LEU
4	6	297	ASN
4	6	299	MET
4	6	312	ARG
4	6	315	LYS
4	6	318	THR
4	6	320	LEU
4	6	327	ILE
4	6	334	GLU
4	6	349	LEU
4	6	350	SER
4	6	351	THR
4	6	354	GLN
4	6	359	LYS
4	6	360	GLN
4	6	361	GLU
4	6	368	SER
4	7	33	SER
4	7	34	ILE
4	7	37	ARG
4	7	66	THR
4	7	72	GLU
4	7	80	ASP

Continued on next page...

Continued from previous page...

Mol	Chain	Res	Type
4	7	100	GLU
4	7	109	PRO
4	7	116	ARG
4	7	145	SER
4	7	153	LEU
4	7	159	VAL
4	7	180	LEU
4	7	191	LYS
4	7	196	ARG
4	7	199	SER
4	7	201	VAL
4	7	206	ARG
4	7	221	LEU
4	7	223	PHE
4	7	229	THR
4	7	239	SER
4	7	242	LEU
4	7	246	GLN
4	7	263	GLN
4	7	281	SER
4	7	283	MET
4	7	287	ILE
4	7	291	LYS
4	7	293	LEU
4	7	297	ASN
4	7	299	MET
4	7	312	ARG
4	7	315	LYS
4	7	318	THR
4	7	320	LEU
4	7	327	ILE
4	7	334	GLU
4	7	349	LEU
4	7	350	SER
4	7	351	THR
4	7	354	GLN
4	7	359	LYS
4	7	360	GLN
4	7	361	GLU
4	7	368	SER
4	8	33	SER
4	8	34	ILE

Continued on next page...

Continued from previous page...

Mol	Chain	Res	Type
4	8	37	ARG
4	8	66	THR
4	8	72	GLU
4	8	80	ASP
4	8	100	GLU
4	8	109	PRO
4	8	116	ARG
4	8	145	SER
4	8	153	LEU
4	8	159	VAL
4	8	180	LEU
4	8	191	LYS
4	8	196	ARG
4	8	199	SER
4	8	201	VAL
4	8	206	ARG
4	8	221	LEU
4	8	223	PHE
4	8	229	THR
4	8	239	SER
4	8	242	LEU
4	8	246	GLN
4	8	263	GLN
4	8	281	SER
4	8	283	MET
4	8	287	ILE
4	8	291	LYS
4	8	293	LEU
4	8	297	ASN
4	8	299	MET
4	8	312	ARG
4	8	315	LYS
4	8	318	THR
4	8	320	LEU
4	8	327	ILE
4	8	334	GLU
4	8	349	LEU
4	8	350	SER
4	8	351	THR
4	8	354	GLN
4	8	359	LYS
4	8	360	GLN

Continued on next page...

Continued from previous page...

Mol	Chain	Res	Type
4	8	361	GLU
4	8	368	SER
4	9	33	SER
4	9	34	ILE
4	9	37	ARG
4	9	66	THR
4	9	72	GLU
4	9	80	ASP
4	9	100	GLU
4	9	109	PRO
4	9	116	ARG
4	9	145	SER
4	9	153	LEU
4	9	159	VAL
4	9	180	LEU
4	9	191	LYS
4	9	196	ARG
4	9	199	SER
4	9	201	VAL
4	9	206	ARG
4	9	221	LEU
4	9	223	PHE
4	9	229	THR
4	9	239	SER
4	9	242	LEU
4	9	246	GLN
4	9	263	GLN
4	9	281	SER
4	9	283	MET
4	9	287	ILE
4	9	291	LYS
4	9	293	LEU
4	9	297	ASN
4	9	299	MET
4	9	312	ARG
4	9	315	LYS
4	9	318	THR
4	9	320	LEU
4	9	327	ILE
4	9	334	GLU
4	9	349	LEU
4	9	350	SER

Continued on next page...

Continued from previous page...

Mol	Chain	Res	Type
4	9	351	THR
4	9	354	GLN
4	9	359	LYS
4	9	360	GLN
4	9	361	GLU
4	9	368	SER
4	V	33	SER
4	V	34	ILE
4	V	37	ARG
4	V	66	THR
4	V	72	GLU
4	V	80	ASP
4	V	100	GLU
4	V	109	PRO
4	V	116	ARG
4	V	145	SER
4	V	153	LEU
4	V	159	VAL
4	V	180	LEU
4	V	191	LYS
4	V	196	ARG
4	V	199	SER
4	V	201	VAL
4	V	206	ARG
4	V	221	LEU
4	V	223	PHE
4	V	229	THR
4	V	239	SER
4	V	242	LEU
4	V	246	GLN
4	V	263	GLN
4	V	281	SER
4	V	283	MET
4	V	287	ILE
4	V	291	LYS
4	V	293	LEU
4	V	297	ASN
4	V	299	MET
4	V	312	ARG
4	V	315	LYS
4	V	318	THR
4	V	320	LEU

Continued on next page...

Continued from previous page...

Mol	Chain	Res	Type
4	V	327	ILE
4	V	334	GLU
4	V	349	LEU
4	V	350	SER
4	V	351	THR
4	V	354	GLN
4	V	359	LYS
4	V	360	GLN
4	V	361	GLU
4	V	368	SER
4	W	33	SER
4	W	34	ILE
4	W	37	ARG
4	W	66	THR
4	W	72	GLU
4	W	80	ASP
4	W	100	GLU
4	W	109	PRO
4	W	116	ARG
4	W	145	SER
4	W	153	LEU
4	W	159	VAL
4	W	180	LEU
4	W	191	LYS
4	W	196	ARG
4	W	199	SER
4	W	201	VAL
4	W	206	ARG
4	W	221	LEU
4	W	223	PHE
4	W	229	THR
4	W	239	SER
4	W	242	LEU
4	W	246	GLN
4	W	263	GLN
4	W	281	SER
4	W	283	MET
4	W	287	ILE
4	W	291	LYS
4	W	293	LEU
4	W	297	ASN
4	W	299	MET

Continued on next page...

Continued from previous page...

Mol	Chain	Res	Type
4	W	312	ARG
4	W	315	LYS
4	W	318	THR
4	W	320	LEU
4	W	327	ILE
4	W	334	GLU
4	W	349	LEU
4	W	350	SER
4	W	351	THR
4	W	354	GLN
4	W	359	LYS
4	W	360	GLN
4	W	361	GLU
4	W	368	SER
4	X	16	LEU
4	X	33	SER
4	X	34	ILE
4	X	37	ARG
4	X	66	THR
4	X	72	GLU
4	X	80	ASP
4	X	100	GLU
4	X	109	PRO
4	X	116	ARG
4	X	145	SER
4	X	153	LEU
4	X	159	VAL
4	X	180	LEU
4	X	191	LYS
4	X	196	ARG
4	X	199	SER
4	X	201	VAL
4	X	206	ARG
4	X	221	LEU
4	X	223	PHE
4	X	229	THR
4	X	239	SER
4	X	242	LEU
4	X	246	GLN
4	X	263	GLN
4	X	281	SER
4	X	283	MET

Continued on next page...

Continued from previous page...

Mol	Chain	Res	Type
4	X	287	ILE
4	X	291	LYS
4	X	293	LEU
4	X	297	ASN
4	X	299	MET
4	X	312	ARG
4	X	315	LYS
4	X	318	THR
4	X	320	LEU
4	X	327	ILE
4	X	334	GLU
4	X	349	LEU
4	X	350	SER
4	X	351	THR
4	X	354	GLN
4	X	359	LYS
4	X	360	GLN
4	X	361	GLU
4	X	368	SER
4	Y	16	LEU
4	Y	33	SER
4	Y	34	ILE
4	Y	37	ARG
4	Y	66	THR
4	Y	72	GLU
4	Y	80	ASP
4	Y	100	GLU
4	Y	109	PRO
4	Y	116	ARG
4	Y	145	SER
4	Y	153	LEU
4	Y	159	VAL
4	Y	180	LEU
4	Y	191	LYS
4	Y	196	ARG
4	Y	199	SER
4	Y	201	VAL
4	Y	206	ARG
4	Y	221	LEU
4	Y	223	PHE
4	Y	229	THR
4	Y	239	SER

Continued on next page...

Continued from previous page...

Mol	Chain	Res	Type
4	Y	242	LEU
4	Y	246	GLN
4	Y	263	GLN
4	Y	281	SER
4	Y	283	MET
4	Y	287	ILE
4	Y	291	LYS
4	Y	293	LEU
4	Y	297	ASN
4	Y	299	MET
4	Y	312	ARG
4	Y	315	LYS
4	Y	318	THR
4	Y	320	LEU
4	Y	327	ILE
4	Y	334	GLU
4	Y	349	LEU
4	Y	350	SER
4	Y	351	THR
4	Y	354	GLN
4	Y	359	LYS
4	Y	360	GLN
4	Y	361	GLU
4	Y	368	SER
4	Z	16	LEU
4	Z	33	SER
4	Z	34	ILE
4	Z	37	ARG
4	Z	66	THR
4	Z	72	GLU
4	Z	80	ASP
4	Z	100	GLU
4	Z	109	PRO
4	Z	116	ARG
4	Z	145	SER
4	Z	153	LEU
4	Z	159	VAL
4	Z	180	LEU
4	Z	191	LYS
4	Z	196	ARG
4	Z	199	SER
4	Z	201	VAL

Continued on next page...

Continued from previous page...

Mol	Chain	Res	Type
4	Z	206	ARG
4	Z	221	LEU
4	Z	223	PHE
4	Z	229	THR
4	Z	239	SER
4	Z	242	LEU
4	Z	246	GLN
4	Z	263	GLN
4	Z	281	SER
4	Z	283	MET
4	Z	287	ILE
4	Z	291	LYS
4	Z	293	LEU
4	Z	297	ASN
4	Z	299	MET
4	Z	312	ARG
4	Z	315	LYS
4	Z	318	THR
4	Z	320	LEU
4	Z	327	ILE
4	Z	334	GLU
4	Z	349	LEU
4	Z	350	SER
4	Z	351	THR
4	Z	354	GLN
4	Z	359	LYS
4	Z	360	GLN
4	Z	361	GLU
4	Z	368	SER

Sometimes sidechains can be flipped to improve hydrogen bonding and reduce clashes. All (232) such sidechains are listed below:

Mol	Chain	Res	Type
1	A	28	GLN
1	A	29	ASN
1	A	127	ASN
1	A	164	GLN
1	A	188	ASN
1	A	194	GLN
1	A	221	GLN
1	A	253	HIS
1	A	290	GLN

Continued on next page...

Continued from previous page...

Mol	Chain	Res	Type
1	A	368	GLN
1	A	424	ASN
1	A	453	GLN
1	A	481	ASN
1	A	484	ASN
1	A	563	ASN
1	A	564	ASN
1	A	578	HIS
1	A	612	GLN
1	A	656	ASN
1	A	670	HIS
1	A	757	GLN
1	A	762	HIS
1	A	791	GLN
2	B	159	HIS
3	C	39	GLN
3	C	52	ASN
1	D	29	ASN
1	D	127	ASN
1	D	149	GLN
1	D	164	GLN
1	D	188	ASN
1	D	194	GLN
1	D	221	GLN
1	D	253	HIS
1	D	290	GLN
1	D	368	GLN
1	D	424	ASN
1	D	447	GLN
1	D	453	GLN
1	D	481	ASN
1	D	484	ASN
1	D	563	ASN
1	D	564	ASN
1	D	578	HIS
1	D	612	GLN
1	D	656	ASN
1	D	670	HIS
1	D	698	ASN
1	D	757	GLN
1	D	762	HIS
3	F	39	GLN

Continued on next page...

Continued from previous page...

Mol	Chain	Res	Type
3	F	52	ASN
1	G	29	ASN
1	G	127	ASN
1	G	164	GLN
1	G	188	ASN
1	G	194	GLN
1	G	221	GLN
1	G	253	HIS
1	G	290	GLN
1	G	368	GLN
1	G	424	ASN
1	G	447	GLN
1	G	453	GLN
1	G	481	ASN
1	G	484	ASN
1	G	563	ASN
1	G	564	ASN
1	G	578	HIS
1	G	612	GLN
1	G	656	ASN
1	G	670	HIS
1	G	698	ASN
1	G	791	GLN
3	I	52	ASN
1	J	29	ASN
1	J	127	ASN
1	J	164	GLN
1	J	188	ASN
1	J	194	GLN
1	J	221	GLN
1	J	253	HIS
1	J	290	GLN
1	J	368	GLN
1	J	424	ASN
1	J	447	GLN
1	J	453	GLN
1	J	481	ASN
1	J	484	ASN
1	J	563	ASN
1	J	564	ASN
1	J	578	HIS
1	J	612	GLN

Continued on next page...

Continued from previous page...

Mol	Chain	Res	Type
1	J	656	ASN
1	J	670	HIS
1	J	698	ASN
1	J	722	GLN
1	J	762	HIS
1	J	791	GLN
2	K	159	HIS
3	L	39	GLN
3	L	40	ASN
3	L	52	ASN
1	M	29	ASN
1	M	127	ASN
1	M	149	GLN
1	M	164	GLN
1	M	188	ASN
1	M	194	GLN
1	M	221	GLN
1	M	253	HIS
1	M	290	GLN
1	M	368	GLN
1	M	424	ASN
1	M	453	GLN
1	M	481	ASN
1	M	484	ASN
1	M	563	ASN
1	M	564	ASN
1	M	578	HIS
1	M	612	GLN
1	M	656	ASN
1	M	670	HIS
1	M	757	GLN
1	M	762	HIS
2	N	159	HIS
3	O	52	ASN
1	P	127	ASN
1	P	149	GLN
1	P	164	GLN
1	P	188	ASN
1	P	194	GLN
1	P	221	GLN
1	P	253	HIS
1	P	290	GLN

Continued on next page...

Continued from previous page...

Mol	Chain	Res	Type
1	P	368	GLN
1	P	424	ASN
1	P	453	GLN
1	P	481	ASN
1	P	484	ASN
1	P	552	ASN
1	P	563	ASN
1	P	564	ASN
1	P	578	HIS
1	P	612	GLN
1	P	656	ASN
1	P	670	HIS
1	P	698	ASN
1	P	757	GLN
1	P	762	HIS
1	P	791	GLN
2	Q	159	HIS
3	R	40	ASN
3	R	52	ASN
4	1	41	GLN
4	1	92	ASN
4	1	137	GLN
4	1	252	ASN
4	1	263	GLN
4	2	41	GLN
4	2	49	GLN
4	2	92	ASN
4	2	137	GLN
4	2	263	GLN
4	2	354	GLN
4	3	41	GLN
4	3	92	ASN
4	3	137	GLN
4	3	252	ASN
4	3	263	GLN
4	3	354	GLN
4	4	41	GLN
4	4	92	ASN
4	4	137	GLN
4	4	252	ASN
4	4	263	GLN
4	4	354	GLN

Continued on next page...

Continued from previous page...

Mol	Chain	Res	Type
4	5	41	GLN
4	5	92	ASN
4	5	137	GLN
4	5	252	ASN
4	5	263	GLN
4	5	354	GLN
4	6	41	GLN
4	6	92	ASN
4	6	137	GLN
4	6	252	ASN
4	6	263	GLN
4	6	354	GLN
4	7	41	GLN
4	7	92	ASN
4	7	137	GLN
4	7	252	ASN
4	7	263	GLN
4	7	354	GLN
4	8	41	GLN
4	8	92	ASN
4	8	137	GLN
4	8	252	ASN
4	8	263	GLN
4	9	41	GLN
4	9	92	ASN
4	9	137	GLN
4	9	252	ASN
4	9	263	GLN
4	V	41	GLN
4	V	92	ASN
4	V	137	GLN
4	V	252	ASN
4	V	263	GLN
4	W	41	GLN
4	W	92	ASN
4	W	137	GLN
4	W	252	ASN
4	W	263	GLN
4	X	41	GLN
4	X	92	ASN
4	X	137	GLN
4	X	252	ASN

Continued on next page...

Continued from previous page...

Mol	Chain	Res	Type
4	X	263	GLN
4	X	354	GLN
4	Y	41	GLN
4	Y	92	ASN
4	Y	137	GLN
4	Y	252	ASN
4	Y	263	GLN
4	Y	354	GLN
4	Z	41	GLN
4	Z	92	ASN
4	Z	137	GLN
4	Z	252	ASN
4	Z	263	GLN

5.3.3 RNA [i](#)

There are no RNA molecules in this entry.

5.4 Non-standard residues in protein, DNA, RNA chains [i](#)

270 non-standard protein/DNA/RNA residues are modelled in this entry.

In the following table, the Counts columns list the number of bonds (or angles) for which Mogul statistics could be retrieved, the number of bonds (or angles) that are observed in the model and the number of bonds (or angles) that are defined in the Chemical Component Dictionary. The Link column lists molecule types, if any, to which the group is linked. The Z score for a bond length (or angle) is the number of standard deviations the observed value is removed from the expected value. A bond length (or angle) with $|Z| > 2$ is considered an outlier worth inspection. RMSZ is the root-mean-square of all Z scores of the bond lengths (or angles).

Mol	Type	Chain	Res	Link	Bond lengths			Bond angles		
					Counts	RMSZ	# Z > 2	Counts	RMSZ	# Z > 2
1	MLY	A	613	1	9,10,11	0.57	0	6,11,13	0.64	0
1	MLY	D	528	1	9,10,11	0.90	0	6,11,13	0.64	0
1	MLY	D	505	1	9,10,11	0.84	1 (11%)	6,11,13	0.34	0
1	MLY	M	369	1	9,10,11	0.70	0	6,11,13	0.46	0
1	MLY	M	598	1	9,10,11	0.90	1 (11%)	6,11,13	0.43	0
1	MLY	P	19	1	9,10,11	1.20	1 (11%)	6,11,13	0.56	0
1	MLY	G	296	1	9,10,11	0.63	0	6,11,13	0.36	0
1	MLY	P	190	1	9,10,11	1.25	1 (11%)	6,11,13	0.52	0
1	MLY	A	764	1	9,10,11	0.83	0	6,11,13	0.36	0

Mol	Type	Chain	Res	Link	Bond lengths			Bond angles		
					Counts	RMSZ	# Z > 2	Counts	RMSZ	# Z > 2
1	MLY	G	782	1	9,10,11	0.77	0	6,11,13	0.36	0
1	MLY	M	827	1	9,10,11	0.71	0	6,11,13	0.49	0
1	MLY	M	553	1	9,10,11	0.68	0	6,11,13	0.54	0
1	MLY	P	55	1	9,10,11	0.71	0	6,11,13	0.78	0
1	MLY	D	63	1	9,10,11	0.89	0	6,11,13	0.44	0
1	MLY	A	190	1	9,10,11	1.26	1 (11%)	6,11,13	0.51	0
1	MLY	G	431	1	9,10,11	0.53	0	6,11,13	0.46	0
1	MLY	D	87	1	9,10,11	1.15	1 (11%)	6,11,13	0.44	0
1	MLY	M	30	1	9,10,11	0.88	0	6,11,13	0.31	0
1	MLY	P	598	1	9,10,11	0.89	1 (11%)	6,11,13	0.43	0
1	MLY	P	681	1	9,10,11	0.58	0	6,11,13	0.46	0
1	MLY	D	35	1	9,10,11	0.72	0	6,11,13	0.37	0
1	MLY	D	236	1	9,10,11	0.79	1 (11%)	6,11,13	0.47	0
1	MLY	A	369	1	9,10,11	0.72	0	6,11,13	0.46	0
1	MLY	A	84	1	9,10,11	0.49	0	6,11,13	0.79	0
1	MLY	M	348	1	9,10,11	0.80	0	6,11,13	0.47	0
1	MLY	M	87	1	9,10,11	1.20	1 (11%)	6,11,13	0.44	0
1	MLY	G	504	1	9,10,11	0.89	0	6,11,13	0.22	0
1	MLY	D	617	1	9,10,11	0.97	1 (11%)	6,11,13	0.35	0
1	MLY	M	353	1	9,10,11	0.86	0	6,11,13	0.79	0
1	MLY	D	827	1	9,10,11	0.67	0	6,11,13	0.48	0
1	MLY	M	617	1	9,10,11	0.97	1 (11%)	6,11,13	0.33	0
1	MLY	M	768	1	9,10,11	0.78	0	6,11,13	0.42	0
1	MLY	J	248	1	9,10,11	0.83	0	6,11,13	0.61	0
1	MLY	G	348	1	9,10,11	0.85	0	6,11,13	0.48	0
1	MLY	A	782	1	9,10,11	0.80	0	6,11,13	0.36	0
1	MLY	J	190	1	9,10,11	1.25	1 (11%)	6,11,13	0.52	0
1	MLY	M	528	1	9,10,11	0.89	0	6,11,13	0.65	0
1	MLY	M	486	1	9,10,11	0.63	0	6,11,13	0.39	0
1	MLY	G	49	1	9,10,11	1.05	1 (11%)	6,11,13	0.73	0
1	MLY	P	348	1	9,10,11	0.81	0	6,11,13	0.47	0
1	MLY	M	504	1	9,10,11	0.85	0	6,11,13	0.23	0
1	MLY	J	63	1	9,10,11	0.89	0	6,11,13	0.42	0
1	MLY	M	837	1	9,10,11	0.59	0	6,11,13	0.53	0
1	MLY	D	138	1	9,10,11	1.38	1 (11%)	6,11,13	0.85	0
1	MLY	P	353	1	9,10,11	0.85	0	6,11,13	0.78	0
1	MLY	D	553	4,1	9,10,11	0.69	0	6,11,13	0.55	0
1	MLY	G	84	1	9,10,11	0.48	0	6,11,13	0.80	0
1	MLY	D	659	1	9,10,11	0.82	0	6,11,13	0.59	0
1	MLY	P	436	1	9,10,11	1.05	1 (11%)	6,11,13	0.48	0

Mol	Type	Chain	Res	Link	Bond lengths			Bond angles		
					Counts	RMSZ	# Z > 2	Counts	RMSZ	# Z > 2
1	MLY	J	55	1	9,10,11	0.72	0	6,11,13	0.78	0
1	MLY	J	272	1	9,10,11	1.01	1 (11%)	6,11,13	0.56	0
1	MLY	J	617	1	9,10,11	0.97	1 (11%)	6,11,13	0.33	0
1	MLY	J	84	1	9,10,11	0.50	0	6,11,13	0.80	0
1	MLY	A	296	1	9,10,11	0.62	0	6,11,13	0.35	0
1	MLY	M	782	1	9,10,11	0.78	0	6,11,13	0.38	0
1	MLY	J	827	1	9,10,11	0.73	0	6,11,13	0.49	0
1	MLY	P	782	1	9,10,11	0.78	0	6,11,13	0.35	0
1	MLY	J	528	1	9,10,11	0.88	0	6,11,13	0.65	0
1	MLY	G	63	1	9,10,11	0.91	1 (11%)	6,11,13	0.44	0
1	MLY	P	107	1	9,10,11	0.47	0	6,11,13	0.35	0
1	MLY	J	551	1	9,10,11	0.52	0	6,11,13	0.20	0
1	MLY	D	353	1	9,10,11	0.85	0	6,11,13	0.79	0
1	MLY	A	63	1	9,10,11	0.92	1 (11%)	6,11,13	0.44	0
1	MLY	A	681	1	9,10,11	0.58	0	6,11,13	0.46	0
1	MLY	M	764	1	9,10,11	0.84	0	6,11,13	0.39	0
1	MLY	J	369	1	9,10,11	0.69	0	6,11,13	0.45	0
1	MLY	G	681	1	9,10,11	0.64	0	6,11,13	0.46	0
1	MLY	P	248	1	9,10,11	0.83	0	6,11,13	0.61	0
1	MLY	P	486	1	9,10,11	0.63	0	6,11,13	0.38	0
1	MLY	M	19	1	9,10,11	1.16	1 (11%)	6,11,13	0.58	0
1	MLY	M	63	1	9,10,11	0.92	0	6,11,13	0.43	0
1	MLY	M	190	1	9,10,11	1.27	1 (11%)	6,11,13	0.52	0
1	MLY	P	528	1	9,10,11	0.88	0	6,11,13	0.66	0
1	MLY	G	505	1	9,10,11	0.89	1 (11%)	6,11,13	0.36	0
1	MLY	J	486	1	9,10,11	0.64	0	6,11,13	0.39	0
1	MLY	D	272	1	9,10,11	0.96	1 (11%)	6,11,13	0.57	0
1	MLY	P	30	1	9,10,11	0.89	0	6,11,13	0.33	0
1	MLY	D	833	1	9,10,11	1.14	2 (22%)	6,11,13	0.32	0
1	MLY	D	296	1	9,10,11	0.66	0	6,11,13	0.39	0
1	MLY	M	272	1	9,10,11	0.99	1 (11%)	6,11,13	0.56	0
1	MLY	D	55	1	9,10,11	0.72	0	6,11,13	0.79	0
1	MLY	J	30	1	9,10,11	0.89	0	6,11,13	0.31	0
1	MLY	M	55	1	9,10,11	0.72	0	6,11,13	0.78	0
1	MLY	P	295	1	9,10,11	0.77	0	6,11,13	0.36	0
1	MLY	P	768	1	9,10,11	0.77	0	6,11,13	0.42	0
1	MLY	P	138	1	9,10,11	1.34	1 (11%)	6,11,13	0.84	0
1	MLY	A	272	1	9,10,11	0.99	1 (11%)	6,11,13	0.56	0
1	MLY	D	190	1	9,10,11	1.21	1 (11%)	6,11,13	0.54	0
1	MLY	J	296	1	9,10,11	0.69	0	6,11,13	0.37	0

Mol	Type	Chain	Res	Link	Bond lengths			Bond angles		
					Counts	RMSZ	# Z > 2	Counts	RMSZ	# Z > 2
1	MLY	P	505	1	9,10,11	0.94	1 (11%)	6,11,13	0.33	0
1	MLY	A	295	1	9,10,11	0.81	0	6,11,13	0.33	0
1	MLY	A	551	1	9,10,11	0.54	0	6,11,13	0.20	0
1	MLY	J	768	1	9,10,11	0.78	0	6,11,13	0.42	0
1	MLY	M	84	1	9,10,11	0.49	0	6,11,13	0.80	0
1	MLY	P	130	1	9,10,11	0.76	0	6,11,13	0.75	0
1	MLY	P	839	1	9,10,11	0.74	0	6,11,13	0.75	0
1	MLY	D	369	1	9,10,11	0.68	0	6,11,13	0.43	0
1	MLY	G	367	1	9,10,11	0.64	0	6,11,13	0.39	0
1	MLY	G	613	1	9,10,11	0.59	0	6,11,13	0.63	0
1	MLY	P	236	1	9,10,11	0.80	1 (11%)	6,11,13	0.47	0
1	MLY	A	248	1	9,10,11	0.83	0	6,11,13	0.61	0
1	MLY	P	87	1	9,10,11	1.20	1 (11%)	6,11,13	0.43	0
1	MLY	P	35	1	9,10,11	0.70	0	6,11,13	0.39	0
1	MLY	P	613	1	9,10,11	0.56	0	6,11,13	0.64	0
1	MLY	J	833	1	9,10,11	1.16	1 (11%)	6,11,13	0.32	0
1	MLY	A	504	1	9,10,11	0.90	0	6,11,13	0.23	0
1	MLY	G	107	1	9,10,11	0.47	0	6,11,13	0.34	0
1	MLY	P	659	1	9,10,11	0.82	0	6,11,13	0.58	0
1	MLY	D	486	1	9,10,11	0.66	0	6,11,13	0.39	0
1	MLY	J	138	1	9,10,11	1.32	1 (11%)	6,11,13	0.83	0
1	MLY	P	385	1	9,10,11	1.03	1 (11%)	6,11,13	0.44	0
1	MLY	D	385	1	9,10,11	0.99	1 (11%)	6,11,13	0.44	0
1	MLY	D	436	1	9,10,11	1.07	1 (11%)	6,11,13	0.49	0
1	MLY	J	659	1	9,10,11	0.80	0	6,11,13	0.57	0
1	MLY	M	436	1	9,10,11	1.08	1 (11%)	6,11,13	0.50	0
1	MLY	P	600	1	9,10,11	0.53	0	6,11,13	0.37	0
1	MLY	D	551	1	9,10,11	0.53	0	6,11,13	0.20	0
1	MLY	G	600	1	9,10,11	0.52	0	6,11,13	0.37	0
1	MLY	A	600	1	9,10,11	0.51	0	6,11,13	0.38	0
1	MLY	P	553	1	9,10,11	0.67	0	6,11,13	0.53	0
1	MLY	P	415	1	9,10,11	0.74	0	6,11,13	0.19	0
1	MLY	G	138	1	9,10,11	1.33	1 (11%)	6,11,13	0.83	0
1	MLY	G	598	1	9,10,11	0.89	1 (11%)	6,11,13	0.42	0
1	MLY	G	236	1	9,10,11	0.78	1 (11%)	6,11,13	0.48	0
1	MLY	P	431	1	9,10,11	0.51	0	6,11,13	0.44	0
1	MLY	D	248	1	9,10,11	0.84	0	6,11,13	0.61	0
1	MLY	J	19	1	9,10,11	1.19	1 (11%)	6,11,13	0.57	0
1	MLY	A	35	1	9,10,11	0.73	0	6,11,13	0.38	0
1	MLY	J	431	1	9,10,11	0.51	0	6,11,13	0.44	0

Mol	Type	Chain	Res	Link	Bond lengths			Bond angles		
					Counts	RMSZ	# Z > 2	Counts	RMSZ	# Z > 2
1	MLY	A	19	1	9,10,11	1.12	1 (11%)	6,11,13	0.59	0
1	MLY	A	415	1	9,10,11	0.77	0	6,11,13	0.19	0
1	MLY	D	681	1	9,10,11	0.56	0	6,11,13	0.45	0
1	MLY	J	415	1	9,10,11	0.77	0	6,11,13	0.19	0
1	MLY	D	295	1	9,10,11	0.79	0	6,11,13	0.35	0
1	MLY	M	35	1	9,10,11	0.72	0	6,11,13	0.39	0
1	MLY	J	385	1	9,10,11	1.02	1 (11%)	6,11,13	0.42	0
1	MLY	M	295	1	9,10,11	0.77	0	6,11,13	0.34	0
1	MLY	A	833	1	9,10,11	1.13	1 (11%)	6,11,13	0.32	0
1	MLY	D	768	1	9,10,11	0.73	0	6,11,13	0.40	0
1	MLY	G	528	1	9,10,11	0.90	0	6,11,13	0.66	0
1	MLY	J	35	1	9,10,11	0.71	0	6,11,13	0.38	0
1	MLY	A	367	1	9,10,11	0.64	0	6,11,13	0.37	0
1	MLY	J	681	1	9,10,11	0.60	0	6,11,13	0.46	0
1	MLY	G	87	1	9,10,11	1.22	1 (11%)	6,11,13	0.42	0
1	MLY	J	367	1	9,10,11	0.61	0	6,11,13	0.36	0
1	MLY	A	30	1	9,10,11	0.89	0	6,11,13	0.32	0
1	MLY	G	415	1	9,10,11	0.76	0	6,11,13	0.18	0
1	MLY	J	348	1	9,10,11	0.81	0	6,11,13	0.47	0
1	MLY	P	49	1	9,10,11	1.12	1 (11%)	6,11,13	0.75	0
1	MLY	D	59	1	9,10,11	0.86	0	6,11,13	0.50	0
1	MLY	M	248	1	9,10,11	0.82	0	6,11,13	0.63	0
1	MLY	J	353	1	9,10,11	0.86	0	6,11,13	0.79	0
1	MLY	D	84	1	9,10,11	0.50	0	6,11,13	0.81	0
1	MLY	D	130	1	9,10,11	0.79	0	6,11,13	0.73	0
1	MLY	M	130	1	9,10,11	0.79	0	6,11,13	0.74	0
1	MLY	A	49	1	9,10,11	1.04	1 (11%)	6,11,13	0.74	0
1	MLY	A	353	1	9,10,11	0.88	0	6,11,13	0.79	0
1	MLY	G	553	4,1	9,10,11	0.66	0	6,11,13	0.55	0
1	MLY	G	436	1	9,10,11	1.06	1 (11%)	6,11,13	0.47	0
1	MLY	M	551	1	9,10,11	0.54	0	6,11,13	0.19	0
1	MLY	M	296	1	9,10,11	0.67	0	6,11,13	0.36	0
1	MLY	J	837	1	9,10,11	0.58	0	6,11,13	0.57	0
1	MLY	G	369	1	9,10,11	0.70	0	6,11,13	0.47	0
1	MLY	P	84	1	9,10,11	0.51	0	6,11,13	0.80	0
1	MLY	D	504	1	9,10,11	0.88	0	6,11,13	0.22	0
1	MLY	A	59	1	9,10,11	0.87	0	6,11,13	0.48	0
1	MLY	M	236	1	9,10,11	0.79	1 (11%)	6,11,13	0.48	0
1	MLY	M	431	1	9,10,11	0.52	0	6,11,13	0.45	0
1	MLY	M	659	1	9,10,11	0.82	0	6,11,13	0.58	0
1	MLY	P	59	1	9,10,11	0.87	0	6,11,13	0.50	0

Mol	Type	Chain	Res	Link	Bond lengths			Bond angles		
					Counts	RMSZ	# Z > 2	Counts	RMSZ	# Z > 2
1	MLY	M	613	1	9,10,11	0.55	0	6,11,13	0.65	0
1	MLY	P	369	1	9,10,11	0.70	0	6,11,13	0.45	0
1	MLY	J	59	1	9,10,11	0.89	0	6,11,13	0.50	0
1	MLY	M	600	1	9,10,11	0.52	0	6,11,13	0.36	0
1	MLY	A	659	1	9,10,11	0.84	0	6,11,13	0.60	0
1	MLY	D	19	1	9,10,11	1.17	1 (11%)	6,11,13	0.55	0
1	MLY	P	367	1	9,10,11	0.63	0	6,11,13	0.36	0
1	MLY	P	272	1	9,10,11	0.99	1 (11%)	6,11,13	0.56	0
1	MLY	J	107	1	9,10,11	0.48	0	6,11,13	0.36	0
1	MLY	P	764	1	9,10,11	0.81	0	6,11,13	0.37	0
1	MLY	D	415	1	9,10,11	0.76	0	6,11,13	0.19	0
1	MLY	M	505	1	9,10,11	0.93	1 (11%)	6,11,13	0.34	0
1	MLY	M	415	1	9,10,11	0.80	0	6,11,13	0.19	0
1	MLY	P	827	1	9,10,11	0.70	0	6,11,13	0.47	0
1	MLY	J	505	1	9,10,11	0.93	1 (11%)	6,11,13	0.33	0
1	MLY	D	839	1	9,10,11	0.69	0	6,11,13	0.78	0
1	MLY	J	764	1	9,10,11	0.83	0	6,11,13	0.36	0
1	MLY	P	837	1	9,10,11	0.58	0	6,11,13	0.56	0
1	MLY	D	107	1	9,10,11	0.51	0	6,11,13	0.34	0
1	MLY	A	827	1	9,10,11	0.72	0	6,11,13	0.46	0
1	MLY	D	367	1	9,10,11	0.63	0	6,11,13	0.39	0
1	MLY	D	348	1	9,10,11	0.81	0	6,11,13	0.47	0
1	MLY	D	782	1	9,10,11	0.79	0	6,11,13	0.33	0
1	MLY	D	30	1	9,10,11	0.91	0	6,11,13	0.31	0
1	MLY	A	837	1	9,10,11	0.62	0	6,11,13	0.54	0
1	MLY	J	598	1	9,10,11	0.86	1 (11%)	6,11,13	0.44	0
1	MLY	J	236	1	9,10,11	0.81	1 (11%)	6,11,13	0.48	0
1	MLY	A	55	1	9,10,11	0.71	0	6,11,13	0.79	0
1	MLY	A	839	1	9,10,11	0.68	0	6,11,13	0.81	0
1	MLY	G	659	1	9,10,11	0.84	0	6,11,13	0.58	0
1	MLY	D	49	1	9,10,11	1.09	1 (11%)	6,11,13	0.75	0
1	MLY	G	764	1	9,10,11	0.79	0	6,11,13	0.37	0
1	MLY	A	236	1	9,10,11	0.80	1 (11%)	6,11,13	0.49	0
1	MLY	D	600	1	9,10,11	0.50	0	6,11,13	0.37	0
1	MLY	M	49	1	9,10,11	1.08	1 (11%)	6,11,13	0.74	0
1	MLY	G	190	1	9,10,11	1.23	1 (11%)	6,11,13	0.52	0
1	MLY	J	553	1	9,10,11	0.67	0	6,11,13	0.53	0
1	MLY	J	782	1	9,10,11	0.77	0	6,11,13	0.35	0
1	MLY	J	504	1	9,10,11	0.84	0	6,11,13	0.24	0
1	MLY	M	833	1	9,10,11	1.18	1 (11%)	6,11,13	0.30	0

Mol	Type	Chain	Res	Link	Bond lengths			Bond angles		
					Counts	RMSZ	# Z > 2	Counts	RMSZ	# Z > 2
1	MLY	P	63	1	9,10,11	0.88	0	6,11,13	0.43	0
1	MLY	G	272	1	9,10,11	0.97	1 (11%)	6,11,13	0.53	0
1	MLY	D	764	1	9,10,11	0.84	0	6,11,13	0.35	0
1	MLY	J	839	1	9,10,11	0.70	0	6,11,13	0.77	0
1	MLY	M	681	1	9,10,11	0.61	0	6,11,13	0.48	0
1	MLY	A	431	1	9,10,11	0.52	0	6,11,13	0.45	0
1	MLY	G	385	1	9,10,11	0.99	1 (11%)	6,11,13	0.45	0
1	MLY	J	87	1	9,10,11	1.20	1 (11%)	6,11,13	0.43	0
1	MLY	G	19	1	9,10,11	1.14	1 (11%)	6,11,13	0.59	0
1	MLY	A	87	1	9,10,11	1.18	1 (11%)	6,11,13	0.42	0
1	MLY	D	613	1	9,10,11	0.58	0	6,11,13	0.63	0
1	MLY	A	505	1	9,10,11	0.89	1 (11%)	6,11,13	0.34	0
1	MLY	J	295	1	9,10,11	0.78	0	6,11,13	0.36	0
1	MLY	D	598	1	9,10,11	0.89	1 (11%)	6,11,13	0.44	0
1	MLY	D	431	1	9,10,11	0.53	0	6,11,13	0.46	0
1	MLY	G	827	1	9,10,11	0.72	0	6,11,13	0.48	0
1	MLY	G	839	1	9,10,11	0.68	0	6,11,13	0.79	0
1	MLY	M	59	1	9,10,11	0.86	0	6,11,13	0.50	0
1	MLY	J	600	1	9,10,11	0.53	0	6,11,13	0.37	0
1	MLY	A	553	4,1	9,10,11	0.68	0	6,11,13	0.54	0
1	MLY	A	486	1	9,10,11	0.64	0	6,11,13	0.38	0
1	MLY	A	385	1	9,10,11	1.02	1 (11%)	6,11,13	0.45	0
1	MLY	G	35	1	9,10,11	0.73	0	6,11,13	0.39	0
1	MLY	J	130	1	9,10,11	0.76	0	6,11,13	0.74	0
1	MLY	P	833	1	9,10,11	1.17	1 (11%)	6,11,13	0.30	0
1	MLY	G	295	1	9,10,11	0.80	0	6,11,13	0.34	0
1	MLY	M	367	1	9,10,11	0.60	0	6,11,13	0.38	0
1	MLY	G	486	1	9,10,11	0.63	0	6,11,13	0.39	0
1	MLY	G	353	1	9,10,11	0.87	0	6,11,13	0.81	0
1	MLY	P	296	1	9,10,11	0.67	0	6,11,13	0.36	0
1	MLY	J	613	1	9,10,11	0.57	0	6,11,13	0.64	0
1	MLY	P	617	1	9,10,11	0.96	1 (11%)	6,11,13	0.33	0
1	MLY	M	385	1	9,10,11	1.02	1 (11%)	6,11,13	0.45	0
1	MLY	A	528	1	9,10,11	0.88	0	6,11,13	0.67	0
1	MLY	A	107	1	9,10,11	0.48	0	6,11,13	0.34	0
1	MLY	G	130	1	9,10,11	0.78	0	6,11,13	0.76	0
1	MLY	G	551	1	9,10,11	0.54	0	6,11,13	0.19	0
1	MLY	A	348	1	9,10,11	0.84	0	6,11,13	0.48	0
1	MLY	G	837	1	9,10,11	0.60	0	6,11,13	0.53	0
1	MLY	G	617	1	9,10,11	0.95	1 (11%)	6,11,13	0.34	0

Mol	Type	Chain	Res	Link	Bond lengths			Bond angles		
					Counts	RMSZ	# Z > 2	Counts	RMSZ	# Z > 2
1	MLY	P	551	1	9,10,11	0.53	0	6,11,13	0.20	0
1	MLY	G	55	1	9,10,11	0.75	0	6,11,13	0.80	0
1	MLY	A	617	1	9,10,11	0.93	1 (11%)	6,11,13	0.33	0
1	MLY	G	768	1	9,10,11	0.73	0	6,11,13	0.42	0
1	MLY	A	768	1	9,10,11	0.77	0	6,11,13	0.40	0
1	MLY	D	837	1	9,10,11	0.61	0	6,11,13	0.58	0
1	MLY	A	138	1	9,10,11	1.34	1 (11%)	6,11,13	0.85	0
1	MLY	G	248	1	9,10,11	0.82	0	6,11,13	0.63	0
1	MLY	J	49	1	9,10,11	1.09	1 (11%)	6,11,13	0.74	0
1	MLY	P	504	1	9,10,11	0.85	0	6,11,13	0.24	0
1	MLY	J	436	1	9,10,11	1.04	1 (11%)	6,11,13	0.49	0
1	MLY	M	839	1	9,10,11	0.70	0	6,11,13	0.75	0
1	MLY	A	436	1	9,10,11	1.06	1 (11%)	6,11,13	0.49	0
1	MLY	G	30	1	9,10,11	0.87	0	6,11,13	0.30	0
1	MLY	G	59	1	9,10,11	0.84	0	6,11,13	0.50	0
1	MLY	M	138	1	9,10,11	1.33	1 (11%)	6,11,13	0.84	0
1	MLY	M	107	1	9,10,11	0.48	0	6,11,13	0.34	0
1	MLY	G	833	1	9,10,11	1.17	2 (22%)	6,11,13	0.32	0
1	MLY	A	598	1	9,10,11	0.94	1 (11%)	6,11,13	0.43	0
1	MLY	A	130	1	9,10,11	0.81	0	6,11,13	0.75	0

In the following table, the Chirals column lists the number of chiral outliers, the number of chiral centers analysed, the number of these observed in the model and the number defined in the Chemical Component Dictionary. Similar counts are reported in the Torsion and Rings columns. '-' means no outliers of that kind were identified.

Mol	Type	Chain	Res	Link	Chirals	Torsions	Rings
1	MLY	A	613	1	-	4/8/9/11	-
1	MLY	D	528	1	-	4/8/9/11	-
1	MLY	D	505	1	-	5/8/9/11	-
1	MLY	M	369	1	-	2/8/9/11	-
1	MLY	M	598	1	-	5/8/9/11	-
1	MLY	P	19	1	-	4/8/9/11	-
1	MLY	G	296	1	-	4/8/9/11	-
1	MLY	P	190	1	-	5/8/9/11	-
1	MLY	A	764	1	-	2/8/9/11	-
1	MLY	G	782	1	-	6/8/9/11	-
1	MLY	M	827	1	-	0/8/9/11	-

Continued on next page...

Continued from previous page...

Mol	Type	Chain	Res	Link	Chirals	Torsions	Rings
1	MLY	M	553	1	-	4/8/9/11	-
1	MLY	P	55	1	-	6/8/9/11	-
1	MLY	D	63	1	-	4/8/9/11	-
1	MLY	A	190	1	-	5/8/9/11	-
1	MLY	G	431	1	-	4/8/9/11	-
1	MLY	D	87	1	-	2/8/9/11	-
1	MLY	M	30	1	-	2/8/9/11	-
1	MLY	P	598	1	-	5/8/9/11	-
1	MLY	P	681	1	-	4/8/9/11	-
1	MLY	D	35	1	-	3/8/9/11	-
1	MLY	D	236	1	-	3/8/9/11	-
1	MLY	A	369	1	-	2/8/9/11	-
1	MLY	A	84	1	-	4/8/9/11	-
1	MLY	M	348	1	-	5/8/9/11	-
1	MLY	M	87	1	-	2/8/9/11	-
1	MLY	G	504	1	-	4/8/9/11	-
1	MLY	D	617	1	-	1/8/9/11	-
1	MLY	M	353	1	-	4/8/9/11	-
1	MLY	D	827	1	-	0/8/9/11	-
1	MLY	M	617	1	-	1/8/9/11	-
1	MLY	M	768	1	-	4/8/9/11	-
1	MLY	J	248	1	-	6/8/9/11	-
1	MLY	G	348	1	-	5/8/9/11	-
1	MLY	A	782	1	-	6/8/9/11	-
1	MLY	J	190	1	-	5/8/9/11	-
1	MLY	M	528	1	-	4/8/9/11	-
1	MLY	M	486	1	-	2/8/9/11	-
1	MLY	G	49	1	-	3/8/9/11	-
1	MLY	P	348	1	-	5/8/9/11	-
1	MLY	M	504	1	-	4/8/9/11	-
1	MLY	J	63	1	-	4/8/9/11	-
1	MLY	M	837	1	-	5/8/9/11	-
1	MLY	D	138	1	-	4/8/9/11	-
1	MLY	P	353	1	-	4/8/9/11	-
1	MLY	D	553	4,1	-	5/8/9/11	-

Continued on next page...

Continued from previous page...

Mol	Type	Chain	Res	Link	Chirals	Torsions	Rings
1	MLY	G	84	1	-	4/8/9/11	-
1	MLY	D	659	1	-	3/8/9/11	-
1	MLY	P	436	1	-	4/8/9/11	-
1	MLY	J	55	1	-	6/8/9/11	-
1	MLY	J	272	1	-	3/8/9/11	-
1	MLY	J	617	1	-	1/8/9/11	-
1	MLY	J	84	1	-	4/8/9/11	-
1	MLY	A	296	1	-	4/8/9/11	-
1	MLY	M	782	1	-	6/8/9/11	-
1	MLY	J	827	1	-	0/8/9/11	-
1	MLY	P	782	1	-	6/8/9/11	-
1	MLY	J	528	1	-	4/8/9/11	-
1	MLY	G	63	1	-	4/8/9/11	-
1	MLY	P	107	1	-	2/8/9/11	-
1	MLY	J	551	1	-	3/8/9/11	-
1	MLY	D	353	1	-	4/8/9/11	-
1	MLY	A	63	1	-	4/8/9/11	-
1	MLY	A	681	1	-	4/8/9/11	-
1	MLY	M	764	1	-	2/8/9/11	-
1	MLY	J	369	1	-	2/8/9/11	-
1	MLY	G	681	1	-	4/8/9/11	-
1	MLY	P	248	1	-	6/8/9/11	-
1	MLY	P	486	1	-	2/8/9/11	-
1	MLY	M	19	1	-	4/8/9/11	-
1	MLY	M	63	1	-	4/8/9/11	-
1	MLY	M	190	1	-	5/8/9/11	-
1	MLY	P	528	1	-	4/8/9/11	-
1	MLY	G	505	1	-	5/8/9/11	-
1	MLY	J	486	1	-	2/8/9/11	-
1	MLY	D	272	1	-	3/8/9/11	-
1	MLY	P	30	1	-	2/8/9/11	-
1	MLY	D	833	1	-	6/8/9/11	-
1	MLY	D	296	1	-	4/8/9/11	-
1	MLY	M	272	1	-	3/8/9/11	-

Continued on next page...

Continued from previous page...

Mol	Type	Chain	Res	Link	Chirals	Torsions	Rings
1	MLY	D	55	1	-	6/8/9/11	-
1	MLY	J	30	1	-	2/8/9/11	-
1	MLY	M	55	1	-	6/8/9/11	-
1	MLY	P	295	1	-	2/8/9/11	-
1	MLY	P	768	1	-	4/8/9/11	-
1	MLY	P	138	1	-	4/8/9/11	-
1	MLY	A	272	1	-	3/8/9/11	-
1	MLY	D	190	1	-	5/8/9/11	-
1	MLY	J	296	1	-	4/8/9/11	-
1	MLY	P	505	1	-	5/8/9/11	-
1	MLY	A	295	1	-	2/8/9/11	-
1	MLY	A	551	1	-	3/8/9/11	-
1	MLY	J	768	1	-	4/8/9/11	-
1	MLY	M	84	1	-	4/8/9/11	-
1	MLY	P	130	1	-	5/8/9/11	-
1	MLY	P	839	1	-	3/8/9/11	-
1	MLY	D	369	1	-	2/8/9/11	-
1	MLY	G	367	1	-	2/8/9/11	-
1	MLY	G	613	1	-	4/8/9/11	-
1	MLY	P	236	1	-	3/8/9/11	-
1	MLY	A	248	1	-	6/8/9/11	-
1	MLY	P	87	1	-	2/8/9/11	-
1	MLY	P	35	1	-	3/8/9/11	-
1	MLY	P	613	1	-	4/8/9/11	-
1	MLY	J	833	1	-	6/8/9/11	-
1	MLY	A	504	1	-	4/8/9/11	-
1	MLY	G	107	1	-	2/8/9/11	-
1	MLY	P	659	1	-	3/8/9/11	-
1	MLY	D	486	1	-	2/8/9/11	-
1	MLY	J	138	1	-	4/8/9/11	-
1	MLY	P	385	1	-	2/8/9/11	-
1	MLY	D	385	1	-	2/8/9/11	-
1	MLY	D	436	1	-	4/8/9/11	-
1	MLY	J	659	1	-	3/8/9/11	-

Continued on next page...

Continued from previous page...

Mol	Type	Chain	Res	Link	Chirals	Torsions	Rings
1	MLY	M	436	1	-	4/8/9/11	-
1	MLY	P	600	1	-	3/8/9/11	-
1	MLY	D	551	1	-	3/8/9/11	-
1	MLY	G	600	1	-	3/8/9/11	-
1	MLY	A	600	1	-	3/8/9/11	-
1	MLY	P	553	1	-	4/8/9/11	-
1	MLY	P	415	1	-	3/8/9/11	-
1	MLY	G	138	1	-	4/8/9/11	-
1	MLY	G	598	1	-	5/8/9/11	-
1	MLY	G	236	1	-	3/8/9/11	-
1	MLY	P	431	1	-	4/8/9/11	-
1	MLY	D	248	1	-	6/8/9/11	-
1	MLY	J	19	1	-	4/8/9/11	-
1	MLY	A	35	1	-	3/8/9/11	-
1	MLY	J	431	1	-	4/8/9/11	-
1	MLY	A	19	1	-	4/8/9/11	-
1	MLY	A	415	1	-	3/8/9/11	-
1	MLY	D	681	1	-	4/8/9/11	-
1	MLY	J	415	1	-	3/8/9/11	-
1	MLY	D	295	1	-	2/8/9/11	-
1	MLY	M	35	1	-	3/8/9/11	-
1	MLY	J	385	1	-	2/8/9/11	-
1	MLY	M	295	1	-	2/8/9/11	-
1	MLY	A	833	1	-	6/8/9/11	-
1	MLY	D	768	1	-	4/8/9/11	-
1	MLY	G	528	1	-	4/8/9/11	-
1	MLY	J	35	1	-	3/8/9/11	-
1	MLY	A	367	1	-	2/8/9/11	-
1	MLY	J	681	1	-	4/8/9/11	-
1	MLY	G	87	1	-	2/8/9/11	-
1	MLY	J	367	1	-	2/8/9/11	-
1	MLY	A	30	1	-	2/8/9/11	-
1	MLY	G	415	1	-	3/8/9/11	-
1	MLY	J	348	1	-	5/8/9/11	-

Continued on next page...

Continued from previous page...

Mol	Type	Chain	Res	Link	Chirals	Torsions	Rings
1	MLY	P	49	1	-	3/8/9/11	-
1	MLY	D	59	1	-	3/8/9/11	-
1	MLY	M	248	1	-	6/8/9/11	-
1	MLY	J	353	1	-	4/8/9/11	-
1	MLY	D	84	1	-	4/8/9/11	-
1	MLY	D	130	1	-	5/8/9/11	-
1	MLY	M	130	1	-	5/8/9/11	-
1	MLY	A	49	1	-	3/8/9/11	-
1	MLY	A	353	1	-	4/8/9/11	-
1	MLY	G	553	4,1	-	4/8/9/11	-
1	MLY	G	436	1	-	4/8/9/11	-
1	MLY	M	551	1	-	3/8/9/11	-
1	MLY	M	296	1	-	4/8/9/11	-
1	MLY	J	837	1	-	5/8/9/11	-
1	MLY	G	369	1	-	2/8/9/11	-
1	MLY	P	84	1	-	4/8/9/11	-
1	MLY	D	504	1	-	4/8/9/11	-
1	MLY	A	59	1	-	3/8/9/11	-
1	MLY	M	236	1	-	3/8/9/11	-
1	MLY	M	431	1	-	4/8/9/11	-
1	MLY	M	659	1	-	3/8/9/11	-
1	MLY	P	59	1	-	3/8/9/11	-
1	MLY	M	613	1	-	4/8/9/11	-
1	MLY	P	369	1	-	2/8/9/11	-
1	MLY	J	59	1	-	3/8/9/11	-
1	MLY	M	600	1	-	3/8/9/11	-
1	MLY	A	659	1	-	3/8/9/11	-
1	MLY	D	19	1	-	4/8/9/11	-
1	MLY	P	367	1	-	2/8/9/11	-
1	MLY	P	272	1	-	3/8/9/11	-
1	MLY	J	107	1	-	2/8/9/11	-
1	MLY	P	764	1	-	2/8/9/11	-
1	MLY	D	415	1	-	3/8/9/11	-
1	MLY	M	505	1	-	5/8/9/11	-

Continued on next page...

Continued from previous page...

Mol	Type	Chain	Res	Link	Chirals	Torsions	Rings
1	MLY	M	415	1	-	3/8/9/11	-
1	MLY	P	827	1	-	0/8/9/11	-
1	MLY	J	505	1	-	5/8/9/11	-
1	MLY	D	839	1	-	3/8/9/11	-
1	MLY	J	764	1	-	2/8/9/11	-
1	MLY	P	837	1	-	5/8/9/11	-
1	MLY	D	107	1	-	2/8/9/11	-
1	MLY	A	827	1	-	0/8/9/11	-
1	MLY	D	367	1	-	2/8/9/11	-
1	MLY	D	348	1	-	5/8/9/11	-
1	MLY	D	782	1	-	6/8/9/11	-
1	MLY	D	30	1	-	2/8/9/11	-
1	MLY	A	837	1	-	5/8/9/11	-
1	MLY	J	598	1	-	5/8/9/11	-
1	MLY	J	236	1	-	3/8/9/11	-
1	MLY	A	55	1	-	6/8/9/11	-
1	MLY	A	839	1	-	3/8/9/11	-
1	MLY	G	659	1	-	3/8/9/11	-
1	MLY	D	49	1	-	3/8/9/11	-
1	MLY	G	764	1	-	2/8/9/11	-
1	MLY	A	236	1	-	3/8/9/11	-
1	MLY	D	600	1	-	3/8/9/11	-
1	MLY	M	49	1	-	3/8/9/11	-
1	MLY	G	190	1	-	5/8/9/11	-
1	MLY	J	553	1	-	4/8/9/11	-
1	MLY	J	782	1	-	6/8/9/11	-
1	MLY	J	504	1	-	4/8/9/11	-
1	MLY	M	833	1	-	6/8/9/11	-
1	MLY	P	63	1	-	4/8/9/11	-
1	MLY	G	272	1	-	3/8/9/11	-
1	MLY	D	764	1	-	2/8/9/11	-
1	MLY	J	839	1	-	3/8/9/11	-
1	MLY	M	681	1	-	4/8/9/11	-
1	MLY	A	431	1	-	4/8/9/11	-

Continued on next page...

Continued from previous page...

Mol	Type	Chain	Res	Link	Chirals	Torsions	Rings
1	MLY	G	385	1	-	2/8/9/11	-
1	MLY	J	87	1	-	2/8/9/11	-
1	MLY	G	19	1	-	4/8/9/11	-
1	MLY	A	87	1	-	2/8/9/11	-
1	MLY	D	613	1	-	4/8/9/11	-
1	MLY	A	505	1	-	5/8/9/11	-
1	MLY	J	295	1	-	2/8/9/11	-
1	MLY	D	598	1	-	5/8/9/11	-
1	MLY	D	431	1	-	4/8/9/11	-
1	MLY	G	827	1	-	0/8/9/11	-
1	MLY	G	839	1	-	3/8/9/11	-
1	MLY	M	59	1	-	3/8/9/11	-
1	MLY	J	600	1	-	3/8/9/11	-
1	MLY	A	553	4,1	-	4/8/9/11	-
1	MLY	A	486	1	-	2/8/9/11	-
1	MLY	A	385	1	-	2/8/9/11	-
1	MLY	G	35	1	-	3/8/9/11	-
1	MLY	J	130	1	-	5/8/9/11	-
1	MLY	P	833	1	-	6/8/9/11	-
1	MLY	G	295	1	-	2/8/9/11	-
1	MLY	M	367	1	-	2/8/9/11	-
1	MLY	G	486	1	-	2/8/9/11	-
1	MLY	G	353	1	-	4/8/9/11	-
1	MLY	P	296	1	-	4/8/9/11	-
1	MLY	J	613	1	-	4/8/9/11	-
1	MLY	P	617	1	-	1/8/9/11	-
1	MLY	M	385	1	-	2/8/9/11	-
1	MLY	A	528	1	-	5/8/9/11	-
1	MLY	A	107	1	-	2/8/9/11	-
1	MLY	G	130	1	-	5/8/9/11	-
1	MLY	G	551	1	-	3/8/9/11	-
1	MLY	A	348	1	-	5/8/9/11	-
1	MLY	G	837	1	-	5/8/9/11	-
1	MLY	G	617	1	-	1/8/9/11	-
1	MLY	P	551	1	-	3/8/9/11	-

Continued on next page...

Continued from previous page...

Mol	Type	Chain	Res	Link	Chirals	Torsions	Rings
1	MLY	G	55	1	-	6/8/9/11	-
1	MLY	A	617	1	-	1/8/9/11	-
1	MLY	G	768	1	-	4/8/9/11	-
1	MLY	A	768	1	-	4/8/9/11	-
1	MLY	D	837	1	-	5/8/9/11	-
1	MLY	A	138	1	-	4/8/9/11	-
1	MLY	G	248	1	-	6/8/9/11	-
1	MLY	J	49	1	-	3/8/9/11	-
1	MLY	P	504	1	-	4/8/9/11	-
1	MLY	J	436	1	-	4/8/9/11	-
1	MLY	M	839	1	-	3/8/9/11	-
1	MLY	A	436	1	-	4/8/9/11	-
1	MLY	G	30	1	-	2/8/9/11	-
1	MLY	G	59	1	-	3/8/9/11	-
1	MLY	M	138	1	-	4/8/9/11	-
1	MLY	M	107	1	-	2/8/9/11	-
1	MLY	G	833	1	-	6/8/9/11	-
1	MLY	A	598	1	-	5/8/9/11	-
1	MLY	A	130	1	-	5/8/9/11	-

All (82) bond length outliers are listed below:

Mol	Chain	Res	Type	Atoms	Z	Observed(Å)	Ideal(Å)
1	D	138	MLY	CB-CA	-3.79	1.48	1.53
1	P	138	MLY	CB-CA	-3.67	1.48	1.53
1	G	138	MLY	CB-CA	-3.64	1.48	1.53
1	A	138	MLY	CB-CA	-3.63	1.48	1.53
1	M	138	MLY	CB-CA	-3.62	1.48	1.53
1	J	138	MLY	CB-CA	-3.58	1.48	1.53
1	P	19	MLY	CB-CA	-3.21	1.49	1.53
1	J	19	MLY	CB-CA	-3.20	1.49	1.53
1	D	19	MLY	CB-CA	-3.16	1.49	1.53
1	G	87	MLY	CB-CA	-3.16	1.49	1.53
1	M	19	MLY	CB-CA	-3.09	1.49	1.53
1	J	87	MLY	CB-CA	-3.06	1.49	1.53
1	P	87	MLY	CB-CA	-3.05	1.49	1.53
1	M	87	MLY	CB-CA	-3.04	1.49	1.53
1	G	19	MLY	CB-CA	-3.01	1.49	1.53

Continued on next page...

Continued from previous page...

Mol	Chain	Res	Type	Atoms	Z	Observed(Å)	Ideal(Å)
1	M	436	MLY	CB-CA	-2.98	1.49	1.53
1	P	49	MLY	CB-CA	-2.98	1.49	1.53
1	A	19	MLY	CB-CA	-2.96	1.49	1.53
1	D	436	MLY	CB-CA	-2.96	1.49	1.53
1	A	87	MLY	CB-CA	-2.96	1.49	1.53
1	D	87	MLY	CB-CA	-2.93	1.49	1.53
1	G	436	MLY	CB-CA	-2.93	1.49	1.53
1	P	436	MLY	CB-CA	-2.90	1.49	1.53
1	A	436	MLY	CB-CA	-2.88	1.49	1.53
1	D	49	MLY	CB-CA	-2.87	1.49	1.53
1	J	436	MLY	CB-CA	-2.86	1.49	1.53
1	J	49	MLY	CB-CA	-2.85	1.49	1.53
1	M	49	MLY	CB-CA	-2.79	1.49	1.53
1	J	272	MLY	CB-CA	-2.77	1.49	1.53
1	P	272	MLY	CB-CA	-2.70	1.50	1.53
1	A	272	MLY	CB-CA	-2.68	1.50	1.53
1	M	272	MLY	CB-CA	-2.68	1.50	1.53
1	G	49	MLY	CB-CA	-2.65	1.50	1.53
1	G	272	MLY	CB-CA	-2.65	1.50	1.53
1	A	49	MLY	CB-CA	-2.64	1.50	1.53
1	M	190	MLY	CB-CA	-2.61	1.50	1.53
1	D	272	MLY	CB-CA	-2.57	1.50	1.53
1	J	190	MLY	CB-CA	-2.57	1.50	1.53
1	A	190	MLY	CB-CA	-2.57	1.50	1.53
1	P	190	MLY	CB-CA	-2.55	1.50	1.53
1	P	385	MLY	CB-CA	-2.53	1.50	1.53
1	J	385	MLY	CB-CA	-2.51	1.50	1.53
1	G	190	MLY	CB-CA	-2.49	1.50	1.53
1	M	385	MLY	CB-CA	-2.49	1.50	1.53
1	A	385	MLY	CB-CA	-2.47	1.50	1.53
1	M	833	MLY	CB-CA	-2.44	1.50	1.53
1	J	833	MLY	CB-CA	-2.44	1.50	1.53
1	D	385	MLY	CB-CA	-2.41	1.50	1.53
1	A	598	MLY	CB-CA	-2.39	1.50	1.53
1	P	833	MLY	CB-CA	-2.39	1.50	1.53
1	D	190	MLY	CB-CA	-2.38	1.50	1.53
1	G	385	MLY	CB-CA	-2.36	1.50	1.53
1	P	505	MLY	CB-CA	-2.35	1.50	1.53
1	M	505	MLY	CB-CA	-2.34	1.50	1.53
1	J	505	MLY	CB-CA	-2.29	1.50	1.53
1	D	617	MLY	CB-CA	-2.26	1.50	1.53
1	J	617	MLY	CB-CA	-2.26	1.50	1.53

Continued on next page...

Continued from previous page...

Mol	Chain	Res	Type	Atoms	Z	Observed(Å)	Ideal(Å)
1	M	598	MLY	CB-CA	-2.25	1.50	1.53
1	M	617	MLY	CB-CA	-2.25	1.50	1.53
1	G	598	MLY	CB-CA	-2.24	1.50	1.53
1	D	598	MLY	CB-CA	-2.24	1.50	1.53
1	G	833	MLY	CB-CA	-2.23	1.50	1.53
1	G	505	MLY	CB-CA	-2.23	1.50	1.53
1	P	598	MLY	CB-CA	-2.22	1.50	1.53
1	P	617	MLY	CB-CA	-2.21	1.50	1.53
1	A	505	MLY	CB-CA	-2.19	1.50	1.53
1	A	833	MLY	CB-CA	-2.18	1.50	1.53
1	D	833	MLY	CB-CA	-2.15	1.50	1.53
1	P	236	MLY	CA-N	-2.15	1.41	1.48
1	A	236	MLY	CA-N	-2.15	1.41	1.48
1	G	617	MLY	CB-CA	-2.14	1.50	1.53
1	J	236	MLY	CA-N	-2.14	1.41	1.48
1	J	598	MLY	CB-CA	-2.14	1.50	1.53
1	M	236	MLY	CA-N	-2.12	1.41	1.48
1	D	236	MLY	CA-N	-2.12	1.41	1.48
1	A	617	MLY	CB-CA	-2.09	1.50	1.53
1	G	236	MLY	CA-N	-2.09	1.41	1.48
1	G	833	MLY	CA-N	-2.08	1.41	1.48
1	D	505	MLY	CB-CA	-2.07	1.50	1.53
1	D	833	MLY	CA-N	-2.02	1.42	1.48
1	A	63	MLY	CB-CA	-2.02	1.50	1.53
1	G	63	MLY	CB-CA	-2.01	1.50	1.53

There are no bond angle outliers.

There are no chirality outliers.

All (956) torsion outliers are listed below:

Mol	Chain	Res	Type	Atoms
1	A	19	MLY	C-CA-CB-CG
1	A	49	MLY	N-CA-CB-CG
1	A	49	MLY	C-CA-CB-CG
1	A	55	MLY	N-CA-CB-CG
1	A	55	MLY	C-CA-CB-CG
1	A	84	MLY	C-CA-CB-CG
1	A	130	MLY	C-CA-CB-CG
1	A	248	MLY	N-CA-CB-CG
1	A	248	MLY	C-CA-CB-CG
1	A	436	MLY	C-CA-CB-CG

Continued on next page...

Continued from previous page...

Mol	Chain	Res	Type	Atoms
1	A	486	MLY	C-CA-CB-CG
1	A	505	MLY	N-CA-CB-CG
1	A	505	MLY	C-CA-CB-CG
1	A	528	MLY	C-CA-CB-CG
1	A	551	MLY	C-CA-CB-CG
1	A	553	MLY	C-CA-CB-CG
1	A	598	MLY	N-CA-CB-CG
1	A	598	MLY	C-CA-CB-CG
1	A	613	MLY	N-CA-CB-CG
1	A	613	MLY	C-CA-CB-CG
1	A	681	MLY	C-CA-CB-CG
1	A	782	MLY	C-CA-CB-CG
1	A	782	MLY	O-C-CA-CB
1	D	19	MLY	C-CA-CB-CG
1	D	49	MLY	N-CA-CB-CG
1	D	49	MLY	C-CA-CB-CG
1	D	55	MLY	N-CA-CB-CG
1	D	55	MLY	C-CA-CB-CG
1	D	84	MLY	C-CA-CB-CG
1	D	130	MLY	C-CA-CB-CG
1	D	248	MLY	N-CA-CB-CG
1	D	248	MLY	C-CA-CB-CG
1	D	436	MLY	C-CA-CB-CG
1	D	486	MLY	C-CA-CB-CG
1	D	505	MLY	N-CA-CB-CG
1	D	505	MLY	C-CA-CB-CG
1	D	528	MLY	C-CA-CB-CG
1	D	551	MLY	C-CA-CB-CG
1	D	553	MLY	C-CA-CB-CG
1	D	553	MLY	O-C-CA-CB
1	D	598	MLY	N-CA-CB-CG
1	D	598	MLY	C-CA-CB-CG
1	D	613	MLY	N-CA-CB-CG
1	D	613	MLY	C-CA-CB-CG
1	D	681	MLY	C-CA-CB-CG
1	D	782	MLY	C-CA-CB-CG
1	D	782	MLY	O-C-CA-CB
1	G	19	MLY	C-CA-CB-CG
1	G	49	MLY	N-CA-CB-CG
1	G	49	MLY	C-CA-CB-CG
1	G	55	MLY	N-CA-CB-CG
1	G	55	MLY	C-CA-CB-CG

Continued on next page...

Continued from previous page...

Mol	Chain	Res	Type	Atoms
1	G	84	MLY	C-CA-CB-CG
1	G	130	MLY	C-CA-CB-CG
1	G	248	MLY	N-CA-CB-CG
1	G	248	MLY	C-CA-CB-CG
1	G	348	MLY	N-CA-CB-CG
1	G	436	MLY	C-CA-CB-CG
1	G	486	MLY	C-CA-CB-CG
1	G	505	MLY	N-CA-CB-CG
1	G	505	MLY	C-CA-CB-CG
1	G	528	MLY	C-CA-CB-CG
1	G	551	MLY	C-CA-CB-CG
1	G	553	MLY	C-CA-CB-CG
1	G	598	MLY	N-CA-CB-CG
1	G	598	MLY	C-CA-CB-CG
1	G	613	MLY	N-CA-CB-CG
1	G	613	MLY	C-CA-CB-CG
1	G	681	MLY	C-CA-CB-CG
1	G	782	MLY	C-CA-CB-CG
1	G	782	MLY	O-C-CA-CB
1	J	19	MLY	C-CA-CB-CG
1	J	49	MLY	N-CA-CB-CG
1	J	49	MLY	C-CA-CB-CG
1	J	55	MLY	N-CA-CB-CG
1	J	55	MLY	C-CA-CB-CG
1	J	84	MLY	C-CA-CB-CG
1	J	130	MLY	C-CA-CB-CG
1	J	248	MLY	N-CA-CB-CG
1	J	248	MLY	C-CA-CB-CG
1	J	348	MLY	N-CA-CB-CG
1	J	436	MLY	C-CA-CB-CG
1	J	486	MLY	C-CA-CB-CG
1	J	505	MLY	N-CA-CB-CG
1	J	505	MLY	C-CA-CB-CG
1	J	528	MLY	C-CA-CB-CG
1	J	551	MLY	C-CA-CB-CG
1	J	553	MLY	C-CA-CB-CG
1	J	598	MLY	N-CA-CB-CG
1	J	598	MLY	C-CA-CB-CG
1	J	613	MLY	N-CA-CB-CG
1	J	613	MLY	C-CA-CB-CG
1	J	681	MLY	C-CA-CB-CG
1	J	782	MLY	C-CA-CB-CG

Continued on next page...

Continued from previous page...

Mol	Chain	Res	Type	Atoms
1	J	782	MLY	O-C-CA-CB
1	M	19	MLY	C-CA-CB-CG
1	M	49	MLY	N-CA-CB-CG
1	M	49	MLY	C-CA-CB-CG
1	M	55	MLY	N-CA-CB-CG
1	M	55	MLY	C-CA-CB-CG
1	M	84	MLY	C-CA-CB-CG
1	M	130	MLY	C-CA-CB-CG
1	M	248	MLY	N-CA-CB-CG
1	M	248	MLY	C-CA-CB-CG
1	M	348	MLY	N-CA-CB-CG
1	M	436	MLY	C-CA-CB-CG
1	M	486	MLY	C-CA-CB-CG
1	M	505	MLY	N-CA-CB-CG
1	M	505	MLY	C-CA-CB-CG
1	M	528	MLY	C-CA-CB-CG
1	M	551	MLY	C-CA-CB-CG
1	M	553	MLY	C-CA-CB-CG
1	M	598	MLY	N-CA-CB-CG
1	M	598	MLY	C-CA-CB-CG
1	M	613	MLY	N-CA-CB-CG
1	M	613	MLY	C-CA-CB-CG
1	M	681	MLY	C-CA-CB-CG
1	M	782	MLY	C-CA-CB-CG
1	M	782	MLY	O-C-CA-CB
1	P	19	MLY	C-CA-CB-CG
1	P	49	MLY	N-CA-CB-CG
1	P	49	MLY	C-CA-CB-CG
1	P	55	MLY	N-CA-CB-CG
1	P	55	MLY	C-CA-CB-CG
1	P	84	MLY	C-CA-CB-CG
1	P	130	MLY	C-CA-CB-CG
1	P	248	MLY	N-CA-CB-CG
1	P	248	MLY	C-CA-CB-CG
1	P	348	MLY	N-CA-CB-CG
1	P	436	MLY	C-CA-CB-CG
1	P	486	MLY	C-CA-CB-CG
1	P	505	MLY	N-CA-CB-CG
1	P	505	MLY	C-CA-CB-CG
1	P	528	MLY	C-CA-CB-CG
1	P	551	MLY	C-CA-CB-CG
1	P	553	MLY	C-CA-CB-CG

Continued on next page...

Continued from previous page...

Mol	Chain	Res	Type	Atoms
1	P	598	MLY	N-CA-CB-CG
1	P	598	MLY	C-CA-CB-CG
1	P	613	MLY	N-CA-CB-CG
1	P	613	MLY	C-CA-CB-CG
1	P	681	MLY	C-CA-CB-CG
1	P	782	MLY	C-CA-CB-CG
1	P	782	MLY	O-C-CA-CB
1	A	84	MLY	CD-CE-NZ-CH1
1	D	84	MLY	CD-CE-NZ-CH1
1	G	84	MLY	CD-CE-NZ-CH1
1	J	84	MLY	CD-CE-NZ-CH1
1	M	84	MLY	CD-CE-NZ-CH1
1	P	84	MLY	CD-CE-NZ-CH1
1	A	59	MLY	CD-CE-NZ-CH1
1	A	59	MLY	CD-CE-NZ-CH2
1	A	63	MLY	CD-CE-NZ-CH1
1	A	84	MLY	CD-CE-NZ-CH2
1	A	130	MLY	CD-CE-NZ-CH1
1	A	130	MLY	CD-CE-NZ-CH2
1	A	138	MLY	CD-CE-NZ-CH1
1	A	138	MLY	CD-CE-NZ-CH2
1	A	190	MLY	CD-CE-NZ-CH2
1	A	248	MLY	CD-CE-NZ-CH1
1	A	272	MLY	CD-CE-NZ-CH1
1	A	296	MLY	CD-CE-NZ-CH1
1	A	296	MLY	CD-CE-NZ-CH2
1	A	353	MLY	CD-CE-NZ-CH1
1	A	353	MLY	CD-CE-NZ-CH2
1	A	367	MLY	CD-CE-NZ-CH2
1	A	385	MLY	CD-CE-NZ-CH1
1	A	385	MLY	CD-CE-NZ-CH2
1	A	431	MLY	CD-CE-NZ-CH2
1	A	505	MLY	CD-CE-NZ-CH2
1	A	528	MLY	CD-CE-NZ-CH1
1	A	528	MLY	CD-CE-NZ-CH2
1	A	553	MLY	CD-CE-NZ-CH2
1	A	600	MLY	CD-CE-NZ-CH2
1	A	764	MLY	CD-CE-NZ-CH1
1	A	764	MLY	CD-CE-NZ-CH2
1	A	768	MLY	CD-CE-NZ-CH1
1	A	782	MLY	CD-CE-NZ-CH1
1	A	782	MLY	CD-CE-NZ-CH2

Continued on next page...

Continued from previous page...

Mol	Chain	Res	Type	Atoms
1	A	833	MLY	CD-CE-NZ-CH1
1	A	833	MLY	CD-CE-NZ-CH2
1	A	837	MLY	CD-CE-NZ-CH1
1	A	837	MLY	CD-CE-NZ-CH2
1	A	839	MLY	CD-CE-NZ-CH2
1	D	55	MLY	CD-CE-NZ-CH2
1	D	59	MLY	CD-CE-NZ-CH1
1	D	59	MLY	CD-CE-NZ-CH2
1	D	63	MLY	CD-CE-NZ-CH1
1	D	84	MLY	CD-CE-NZ-CH2
1	D	130	MLY	CD-CE-NZ-CH1
1	D	130	MLY	CD-CE-NZ-CH2
1	D	138	MLY	CD-CE-NZ-CH1
1	D	138	MLY	CD-CE-NZ-CH2
1	D	190	MLY	CD-CE-NZ-CH2
1	D	248	MLY	CD-CE-NZ-CH1
1	D	272	MLY	CD-CE-NZ-CH1
1	D	296	MLY	CD-CE-NZ-CH1
1	D	296	MLY	CD-CE-NZ-CH2
1	D	353	MLY	CD-CE-NZ-CH1
1	D	353	MLY	CD-CE-NZ-CH2
1	D	367	MLY	CD-CE-NZ-CH2
1	D	385	MLY	CD-CE-NZ-CH1
1	D	385	MLY	CD-CE-NZ-CH2
1	D	431	MLY	CD-CE-NZ-CH2
1	D	505	MLY	CD-CE-NZ-CH2
1	D	528	MLY	CD-CE-NZ-CH1
1	D	528	MLY	CD-CE-NZ-CH2
1	D	553	MLY	CD-CE-NZ-CH2
1	D	600	MLY	CD-CE-NZ-CH2
1	D	764	MLY	CD-CE-NZ-CH1
1	D	764	MLY	CD-CE-NZ-CH2
1	D	768	MLY	CD-CE-NZ-CH1
1	D	782	MLY	CD-CE-NZ-CH1
1	D	782	MLY	CD-CE-NZ-CH2
1	D	833	MLY	CD-CE-NZ-CH1
1	D	833	MLY	CD-CE-NZ-CH2
1	D	837	MLY	CD-CE-NZ-CH1
1	D	837	MLY	CD-CE-NZ-CH2
1	D	839	MLY	CD-CE-NZ-CH2
1	G	59	MLY	CD-CE-NZ-CH1
1	G	59	MLY	CD-CE-NZ-CH2

Continued on next page...

Continued from previous page...

Mol	Chain	Res	Type	Atoms
1	G	63	MLY	CD-CE-NZ-CH1
1	G	84	MLY	CD-CE-NZ-CH2
1	G	130	MLY	CD-CE-NZ-CH1
1	G	130	MLY	CD-CE-NZ-CH2
1	G	138	MLY	CD-CE-NZ-CH1
1	G	138	MLY	CD-CE-NZ-CH2
1	G	190	MLY	CD-CE-NZ-CH2
1	G	248	MLY	CD-CE-NZ-CH1
1	G	272	MLY	CD-CE-NZ-CH1
1	G	296	MLY	CD-CE-NZ-CH1
1	G	296	MLY	CD-CE-NZ-CH2
1	G	353	MLY	CD-CE-NZ-CH1
1	G	353	MLY	CD-CE-NZ-CH2
1	G	385	MLY	CD-CE-NZ-CH1
1	G	385	MLY	CD-CE-NZ-CH2
1	G	431	MLY	CD-CE-NZ-CH2
1	G	505	MLY	CD-CE-NZ-CH2
1	G	528	MLY	CD-CE-NZ-CH1
1	G	528	MLY	CD-CE-NZ-CH2
1	G	553	MLY	CD-CE-NZ-CH2
1	G	600	MLY	CD-CE-NZ-CH2
1	G	764	MLY	CD-CE-NZ-CH1
1	G	764	MLY	CD-CE-NZ-CH2
1	G	768	MLY	CD-CE-NZ-CH1
1	G	782	MLY	CD-CE-NZ-CH1
1	G	782	MLY	CD-CE-NZ-CH2
1	G	833	MLY	CD-CE-NZ-CH1
1	G	833	MLY	CD-CE-NZ-CH2
1	G	837	MLY	CD-CE-NZ-CH1
1	G	837	MLY	CD-CE-NZ-CH2
1	G	839	MLY	CD-CE-NZ-CH2
1	J	59	MLY	CD-CE-NZ-CH1
1	J	59	MLY	CD-CE-NZ-CH2
1	J	63	MLY	CD-CE-NZ-CH1
1	J	84	MLY	CD-CE-NZ-CH2
1	J	130	MLY	CD-CE-NZ-CH1
1	J	130	MLY	CD-CE-NZ-CH2
1	J	138	MLY	CD-CE-NZ-CH1
1	J	138	MLY	CD-CE-NZ-CH2
1	J	190	MLY	CD-CE-NZ-CH2
1	J	248	MLY	CD-CE-NZ-CH1
1	J	272	MLY	CD-CE-NZ-CH1

Continued on next page...

Continued from previous page...

Mol	Chain	Res	Type	Atoms
1	J	296	MLY	CD-CE-NZ-CH1
1	J	296	MLY	CD-CE-NZ-CH2
1	J	353	MLY	CD-CE-NZ-CH1
1	J	353	MLY	CD-CE-NZ-CH2
1	J	367	MLY	CD-CE-NZ-CH2
1	J	385	MLY	CD-CE-NZ-CH1
1	J	385	MLY	CD-CE-NZ-CH2
1	J	431	MLY	CD-CE-NZ-CH2
1	J	505	MLY	CD-CE-NZ-CH2
1	J	528	MLY	CD-CE-NZ-CH1
1	J	528	MLY	CD-CE-NZ-CH2
1	J	553	MLY	CD-CE-NZ-CH2
1	J	600	MLY	CD-CE-NZ-CH2
1	J	764	MLY	CD-CE-NZ-CH1
1	J	764	MLY	CD-CE-NZ-CH2
1	J	768	MLY	CD-CE-NZ-CH1
1	J	782	MLY	CD-CE-NZ-CH1
1	J	782	MLY	CD-CE-NZ-CH2
1	J	833	MLY	CD-CE-NZ-CH1
1	J	833	MLY	CD-CE-NZ-CH2
1	J	837	MLY	CD-CE-NZ-CH1
1	J	837	MLY	CD-CE-NZ-CH2
1	J	839	MLY	CD-CE-NZ-CH2
1	M	55	MLY	CD-CE-NZ-CH2
1	M	59	MLY	CD-CE-NZ-CH1
1	M	59	MLY	CD-CE-NZ-CH2
1	M	63	MLY	CD-CE-NZ-CH1
1	M	84	MLY	CD-CE-NZ-CH2
1	M	130	MLY	CD-CE-NZ-CH1
1	M	130	MLY	CD-CE-NZ-CH2
1	M	138	MLY	CD-CE-NZ-CH1
1	M	138	MLY	CD-CE-NZ-CH2
1	M	190	MLY	CD-CE-NZ-CH2
1	M	248	MLY	CD-CE-NZ-CH1
1	M	272	MLY	CD-CE-NZ-CH1
1	M	296	MLY	CD-CE-NZ-CH1
1	M	296	MLY	CD-CE-NZ-CH2
1	M	353	MLY	CD-CE-NZ-CH1
1	M	353	MLY	CD-CE-NZ-CH2
1	M	367	MLY	CD-CE-NZ-CH2
1	M	385	MLY	CD-CE-NZ-CH1
1	M	385	MLY	CD-CE-NZ-CH2

Continued on next page...

Continued from previous page...

Mol	Chain	Res	Type	Atoms
1	M	431	MLY	CD-CE-NZ-CH2
1	M	504	MLY	CD-CE-NZ-CH2
1	M	505	MLY	CD-CE-NZ-CH2
1	M	528	MLY	CD-CE-NZ-CH1
1	M	528	MLY	CD-CE-NZ-CH2
1	M	553	MLY	CD-CE-NZ-CH2
1	M	600	MLY	CD-CE-NZ-CH2
1	M	764	MLY	CD-CE-NZ-CH1
1	M	764	MLY	CD-CE-NZ-CH2
1	M	768	MLY	CD-CE-NZ-CH1
1	M	782	MLY	CD-CE-NZ-CH1
1	M	782	MLY	CD-CE-NZ-CH2
1	M	833	MLY	CD-CE-NZ-CH1
1	M	833	MLY	CD-CE-NZ-CH2
1	M	837	MLY	CD-CE-NZ-CH1
1	M	837	MLY	CD-CE-NZ-CH2
1	M	839	MLY	CD-CE-NZ-CH2
1	P	55	MLY	CD-CE-NZ-CH2
1	P	59	MLY	CD-CE-NZ-CH1
1	P	59	MLY	CD-CE-NZ-CH2
1	P	63	MLY	CD-CE-NZ-CH1
1	P	84	MLY	CD-CE-NZ-CH2
1	P	130	MLY	CD-CE-NZ-CH1
1	P	130	MLY	CD-CE-NZ-CH2
1	P	138	MLY	CD-CE-NZ-CH1
1	P	138	MLY	CD-CE-NZ-CH2
1	P	190	MLY	CD-CE-NZ-CH2
1	P	248	MLY	CD-CE-NZ-CH1
1	P	272	MLY	CD-CE-NZ-CH1
1	P	296	MLY	CD-CE-NZ-CH1
1	P	296	MLY	CD-CE-NZ-CH2
1	P	353	MLY	CD-CE-NZ-CH1
1	P	353	MLY	CD-CE-NZ-CH2
1	P	367	MLY	CD-CE-NZ-CH2
1	P	385	MLY	CD-CE-NZ-CH1
1	P	385	MLY	CD-CE-NZ-CH2
1	P	431	MLY	CD-CE-NZ-CH2
1	P	505	MLY	CD-CE-NZ-CH2
1	P	528	MLY	CD-CE-NZ-CH1
1	P	528	MLY	CD-CE-NZ-CH2
1	P	553	MLY	CD-CE-NZ-CH2
1	P	600	MLY	CD-CE-NZ-CH2

Continued on next page...

Continued from previous page...

Mol	Chain	Res	Type	Atoms
1	P	764	MLY	CD-CE-NZ-CH1
1	P	764	MLY	CD-CE-NZ-CH2
1	P	768	MLY	CD-CE-NZ-CH1
1	P	782	MLY	CD-CE-NZ-CH1
1	P	782	MLY	CD-CE-NZ-CH2
1	P	833	MLY	CD-CE-NZ-CH1
1	P	833	MLY	CD-CE-NZ-CH2
1	P	837	MLY	CD-CE-NZ-CH1
1	P	837	MLY	CD-CE-NZ-CH2
1	P	839	MLY	CD-CE-NZ-CH2
1	A	659	MLY	CG-CD-CE-NZ
1	D	659	MLY	CG-CD-CE-NZ
1	G	659	MLY	CG-CD-CE-NZ
1	J	659	MLY	CG-CD-CE-NZ
1	M	659	MLY	CG-CD-CE-NZ
1	P	659	MLY	CG-CD-CE-NZ
1	G	35	MLY	CG-CD-CE-NZ
1	G	87	MLY	CG-CD-CE-NZ
1	M	87	MLY	CG-CD-CE-NZ
1	P	35	MLY	CG-CD-CE-NZ
1	P	87	MLY	CG-CD-CE-NZ
1	A	35	MLY	CG-CD-CE-NZ
1	A	87	MLY	CG-CD-CE-NZ
1	D	35	MLY	CG-CD-CE-NZ
1	D	87	MLY	CG-CD-CE-NZ
1	J	35	MLY	CG-CD-CE-NZ
1	J	87	MLY	CG-CD-CE-NZ
1	M	35	MLY	CG-CD-CE-NZ
1	A	295	MLY	CG-CD-CE-NZ
1	D	295	MLY	CG-CD-CE-NZ
1	G	295	MLY	CG-CD-CE-NZ
1	J	295	MLY	CG-CD-CE-NZ
1	M	295	MLY	CG-CD-CE-NZ
1	P	295	MLY	CG-CD-CE-NZ
1	A	782	MLY	CG-CD-CE-NZ
1	D	782	MLY	CG-CD-CE-NZ
1	G	782	MLY	CG-CD-CE-NZ
1	J	782	MLY	CG-CD-CE-NZ
1	M	782	MLY	CG-CD-CE-NZ
1	P	782	MLY	CG-CD-CE-NZ
1	A	138	MLY	CG-CD-CE-NZ
1	D	138	MLY	CG-CD-CE-NZ

Continued on next page...

Continued from previous page...

Mol	Chain	Res	Type	Atoms
1	J	138	MLY	CG-CD-CE-NZ
1	M	138	MLY	CG-CD-CE-NZ
1	P	138	MLY	CG-CD-CE-NZ
1	G	138	MLY	CG-CD-CE-NZ
1	A	55	MLY	CD-CE-NZ-CH2
1	A	190	MLY	CD-CE-NZ-CH1
1	A	248	MLY	CD-CE-NZ-CH2
1	A	348	MLY	CD-CE-NZ-CH1
1	A	348	MLY	CD-CE-NZ-CH2
1	A	367	MLY	CD-CE-NZ-CH1
1	A	431	MLY	CD-CE-NZ-CH1
1	A	504	MLY	CD-CE-NZ-CH1
1	A	504	MLY	CD-CE-NZ-CH2
1	A	505	MLY	CD-CE-NZ-CH1
1	A	600	MLY	CD-CE-NZ-CH1
1	A	659	MLY	CD-CE-NZ-CH2
1	D	190	MLY	CD-CE-NZ-CH1
1	D	248	MLY	CD-CE-NZ-CH2
1	D	272	MLY	CD-CE-NZ-CH2
1	D	348	MLY	CD-CE-NZ-CH1
1	D	348	MLY	CD-CE-NZ-CH2
1	D	367	MLY	CD-CE-NZ-CH1
1	D	431	MLY	CD-CE-NZ-CH1
1	D	504	MLY	CD-CE-NZ-CH1
1	D	504	MLY	CD-CE-NZ-CH2
1	D	505	MLY	CD-CE-NZ-CH1
1	D	600	MLY	CD-CE-NZ-CH1
1	D	659	MLY	CD-CE-NZ-CH2
1	G	55	MLY	CD-CE-NZ-CH2
1	G	190	MLY	CD-CE-NZ-CH1
1	G	248	MLY	CD-CE-NZ-CH2
1	G	348	MLY	CD-CE-NZ-CH1
1	G	348	MLY	CD-CE-NZ-CH2
1	G	367	MLY	CD-CE-NZ-CH1
1	G	367	MLY	CD-CE-NZ-CH2
1	G	431	MLY	CD-CE-NZ-CH1
1	G	504	MLY	CD-CE-NZ-CH1
1	G	504	MLY	CD-CE-NZ-CH2
1	G	505	MLY	CD-CE-NZ-CH1
1	G	600	MLY	CD-CE-NZ-CH1
1	G	659	MLY	CD-CE-NZ-CH2
1	J	55	MLY	CD-CE-NZ-CH2

Continued on next page...

Continued from previous page...

Mol	Chain	Res	Type	Atoms
1	J	190	MLY	CD-CE-NZ-CH1
1	J	248	MLY	CD-CE-NZ-CH2
1	J	348	MLY	CD-CE-NZ-CH1
1	J	348	MLY	CD-CE-NZ-CH2
1	J	367	MLY	CD-CE-NZ-CH1
1	J	431	MLY	CD-CE-NZ-CH1
1	J	504	MLY	CD-CE-NZ-CH1
1	J	504	MLY	CD-CE-NZ-CH2
1	J	505	MLY	CD-CE-NZ-CH1
1	J	600	MLY	CD-CE-NZ-CH1
1	J	659	MLY	CD-CE-NZ-CH2
1	M	190	MLY	CD-CE-NZ-CH1
1	M	248	MLY	CD-CE-NZ-CH2
1	M	348	MLY	CD-CE-NZ-CH1
1	M	348	MLY	CD-CE-NZ-CH2
1	M	367	MLY	CD-CE-NZ-CH1
1	M	431	MLY	CD-CE-NZ-CH1
1	M	504	MLY	CD-CE-NZ-CH1
1	M	505	MLY	CD-CE-NZ-CH1
1	M	600	MLY	CD-CE-NZ-CH1
1	M	659	MLY	CD-CE-NZ-CH2
1	P	190	MLY	CD-CE-NZ-CH1
1	P	248	MLY	CD-CE-NZ-CH2
1	P	272	MLY	CD-CE-NZ-CH2
1	P	348	MLY	CD-CE-NZ-CH1
1	P	348	MLY	CD-CE-NZ-CH2
1	P	367	MLY	CD-CE-NZ-CH1
1	P	431	MLY	CD-CE-NZ-CH1
1	P	504	MLY	CD-CE-NZ-CH1
1	P	504	MLY	CD-CE-NZ-CH2
1	P	505	MLY	CD-CE-NZ-CH1
1	P	600	MLY	CD-CE-NZ-CH1
1	P	659	MLY	CD-CE-NZ-CH2
1	A	130	MLY	CG-CD-CE-NZ
1	A	84	MLY	CG-CD-CE-NZ
1	D	84	MLY	CG-CD-CE-NZ
1	D	130	MLY	CG-CD-CE-NZ
1	G	84	MLY	CG-CD-CE-NZ
1	G	130	MLY	CG-CD-CE-NZ
1	J	84	MLY	CG-CD-CE-NZ
1	J	130	MLY	CG-CD-CE-NZ
1	M	84	MLY	CG-CD-CE-NZ

Continued on next page...

Continued from previous page...

Mol	Chain	Res	Type	Atoms
1	M	130	MLY	CG-CD-CE-NZ
1	P	84	MLY	CG-CD-CE-NZ
1	P	130	MLY	CG-CD-CE-NZ
1	A	504	MLY	CG-CD-CE-NZ
1	G	504	MLY	CG-CD-CE-NZ
1	P	504	MLY	CG-CD-CE-NZ
1	A	681	MLY	CG-CD-CE-NZ
1	D	504	MLY	CG-CD-CE-NZ
1	D	681	MLY	CG-CD-CE-NZ
1	G	681	MLY	CG-CD-CE-NZ
1	J	681	MLY	CG-CD-CE-NZ
1	M	504	MLY	CG-CD-CE-NZ
1	A	295	MLY	CA-CB-CG-CD
1	D	295	MLY	CA-CB-CG-CD
1	G	295	MLY	CA-CB-CG-CD
1	J	295	MLY	CA-CB-CG-CD
1	M	295	MLY	CA-CB-CG-CD
1	P	295	MLY	CA-CB-CG-CD
1	J	504	MLY	CG-CD-CE-NZ
1	M	681	MLY	CG-CD-CE-NZ
1	P	681	MLY	CG-CD-CE-NZ
1	A	107	MLY	CD-CE-NZ-CH1
1	A	272	MLY	CD-CE-NZ-CH2
1	A	369	MLY	CD-CE-NZ-CH2
1	A	768	MLY	CD-CE-NZ-CH2
1	D	107	MLY	CD-CE-NZ-CH1
1	D	369	MLY	CD-CE-NZ-CH2
1	D	768	MLY	CD-CE-NZ-CH2
1	G	107	MLY	CD-CE-NZ-CH1
1	G	272	MLY	CD-CE-NZ-CH2
1	G	369	MLY	CD-CE-NZ-CH2
1	G	768	MLY	CD-CE-NZ-CH2
1	J	107	MLY	CD-CE-NZ-CH1
1	J	272	MLY	CD-CE-NZ-CH2
1	J	369	MLY	CD-CE-NZ-CH2
1	J	768	MLY	CD-CE-NZ-CH2
1	M	107	MLY	CD-CE-NZ-CH1
1	M	369	MLY	CD-CE-NZ-CH2
1	M	768	MLY	CD-CE-NZ-CH2
1	P	107	MLY	CD-CE-NZ-CH1
1	P	369	MLY	CD-CE-NZ-CH2
1	P	768	MLY	CD-CE-NZ-CH2

Continued on next page...

Continued from previous page...

Mol	Chain	Res	Type	Atoms
1	A	598	MLY	CG-CD-CE-NZ
1	G	598	MLY	CG-CD-CE-NZ
1	M	598	MLY	CG-CD-CE-NZ
1	P	598	MLY	CG-CD-CE-NZ
1	J	598	MLY	CG-CD-CE-NZ
1	D	598	MLY	CG-CD-CE-NZ
1	A	504	MLY	CA-CB-CG-CD
1	A	768	MLY	CA-CB-CG-CD
1	D	504	MLY	CA-CB-CG-CD
1	D	768	MLY	CA-CB-CG-CD
1	G	504	MLY	CA-CB-CG-CD
1	G	768	MLY	CA-CB-CG-CD
1	J	504	MLY	CA-CB-CG-CD
1	J	768	MLY	CA-CB-CG-CD
1	M	504	MLY	CA-CB-CG-CD
1	M	768	MLY	CA-CB-CG-CD
1	P	504	MLY	CA-CB-CG-CD
1	P	768	MLY	CA-CB-CG-CD
1	A	63	MLY	CD-CE-NZ-CH2
1	A	87	MLY	CD-CE-NZ-CH1
1	A	415	MLY	CD-CE-NZ-CH1
1	A	415	MLY	CD-CE-NZ-CH2
1	A	553	MLY	CD-CE-NZ-CH1
1	D	55	MLY	CD-CE-NZ-CH1
1	D	63	MLY	CD-CE-NZ-CH2
1	D	87	MLY	CD-CE-NZ-CH1
1	D	415	MLY	CD-CE-NZ-CH1
1	D	415	MLY	CD-CE-NZ-CH2
1	D	553	MLY	CD-CE-NZ-CH1
1	D	659	MLY	CD-CE-NZ-CH1
1	G	63	MLY	CD-CE-NZ-CH2
1	G	87	MLY	CD-CE-NZ-CH1
1	G	415	MLY	CD-CE-NZ-CH1
1	G	415	MLY	CD-CE-NZ-CH2
1	G	553	MLY	CD-CE-NZ-CH1
1	G	659	MLY	CD-CE-NZ-CH1
1	J	55	MLY	CD-CE-NZ-CH1
1	J	63	MLY	CD-CE-NZ-CH2
1	J	415	MLY	CD-CE-NZ-CH1
1	J	415	MLY	CD-CE-NZ-CH2
1	J	553	MLY	CD-CE-NZ-CH1
1	J	659	MLY	CD-CE-NZ-CH1

Continued on next page...

Continued from previous page...

Mol	Chain	Res	Type	Atoms
1	M	55	MLY	CD-CE-NZ-CH1
1	M	63	MLY	CD-CE-NZ-CH2
1	M	87	MLY	CD-CE-NZ-CH1
1	M	272	MLY	CD-CE-NZ-CH2
1	M	415	MLY	CD-CE-NZ-CH1
1	M	415	MLY	CD-CE-NZ-CH2
1	M	553	MLY	CD-CE-NZ-CH1
1	M	659	MLY	CD-CE-NZ-CH1
1	P	55	MLY	CD-CE-NZ-CH1
1	P	63	MLY	CD-CE-NZ-CH2
1	P	87	MLY	CD-CE-NZ-CH1
1	P	415	MLY	CD-CE-NZ-CH1
1	P	415	MLY	CD-CE-NZ-CH2
1	P	553	MLY	CD-CE-NZ-CH1
1	P	659	MLY	CD-CE-NZ-CH1
1	A	415	MLY	CA-CB-CG-CD
1	G	415	MLY	CA-CB-CG-CD
1	J	415	MLY	CA-CB-CG-CD
1	P	415	MLY	CA-CB-CG-CD
1	A	19	MLY	CD-CE-NZ-CH2
1	A	55	MLY	CD-CE-NZ-CH1
1	A	659	MLY	CD-CE-NZ-CH1
1	D	19	MLY	CD-CE-NZ-CH2
1	G	19	MLY	CD-CE-NZ-CH2
1	G	55	MLY	CD-CE-NZ-CH1
1	J	19	MLY	CD-CE-NZ-CH2
1	J	87	MLY	CD-CE-NZ-CH1
1	M	19	MLY	CD-CE-NZ-CH2
1	P	19	MLY	CD-CE-NZ-CH2
1	D	551	MLY	CG-CD-CE-NZ
1	G	551	MLY	CG-CD-CE-NZ
1	P	551	MLY	CG-CD-CE-NZ
1	A	551	MLY	CG-CD-CE-NZ
1	J	551	MLY	CG-CD-CE-NZ
1	M	551	MLY	CG-CD-CE-NZ
1	D	415	MLY	CA-CB-CG-CD
1	M	415	MLY	CA-CB-CG-CD
1	A	272	MLY	CE-CD-CG-CB
1	G	272	MLY	CE-CD-CG-CB
1	J	272	MLY	CE-CD-CG-CB
1	M	272	MLY	CE-CD-CG-CB
1	P	272	MLY	CE-CD-CG-CB

Continued on next page...

Continued from previous page...

Mol	Chain	Res	Type	Atoms
1	D	272	MLY	CE-CD-CG-CB
1	J	296	MLY	CE-CD-CG-CB
1	P	296	MLY	CE-CD-CG-CB
1	A	30	MLY	CE-CD-CG-CB
1	A	296	MLY	CE-CD-CG-CB
1	D	296	MLY	CE-CD-CG-CB
1	G	30	MLY	CE-CD-CG-CB
1	G	296	MLY	CE-CD-CG-CB
1	J	30	MLY	CE-CD-CG-CB
1	M	30	MLY	CE-CD-CG-CB
1	M	296	MLY	CE-CD-CG-CB
1	A	505	MLY	CE-CD-CG-CB
1	D	30	MLY	CE-CD-CG-CB
1	D	505	MLY	CE-CD-CG-CB
1	G	505	MLY	CE-CD-CG-CB
1	J	505	MLY	CE-CD-CG-CB
1	M	505	MLY	CE-CD-CG-CB
1	P	30	MLY	CE-CD-CG-CB
1	P	505	MLY	CE-CD-CG-CB
1	A	839	MLY	CD-CE-NZ-CH1
1	D	839	MLY	CD-CE-NZ-CH1
1	G	839	MLY	CD-CE-NZ-CH1
1	J	107	MLY	CD-CE-NZ-CH2
1	J	839	MLY	CD-CE-NZ-CH1
1	M	839	MLY	CD-CE-NZ-CH1
1	P	107	MLY	CD-CE-NZ-CH2
1	P	839	MLY	CD-CE-NZ-CH1
1	D	681	MLY	CE-CD-CG-CB
1	G	681	MLY	CE-CD-CG-CB
1	J	681	MLY	CE-CD-CG-CB
1	A	681	MLY	CE-CD-CG-CB
1	D	49	MLY	CE-CD-CG-CB
1	M	681	MLY	CE-CD-CG-CB
1	P	681	MLY	CE-CD-CG-CB
1	A	49	MLY	CE-CD-CG-CB
1	G	49	MLY	CE-CD-CG-CB
1	J	49	MLY	CE-CD-CG-CB
1	M	49	MLY	CE-CD-CG-CB
1	P	49	MLY	CE-CD-CG-CB
1	M	353	MLY	CE-CD-CG-CB
1	A	353	MLY	CE-CD-CG-CB
1	G	353	MLY	CE-CD-CG-CB

Continued on next page...

Continued from previous page...

Mol	Chain	Res	Type	Atoms
1	J	768	MLY	CE-CD-CG-CB
1	P	353	MLY	CE-CD-CG-CB
1	D	353	MLY	CE-CD-CG-CB
1	D	768	MLY	CE-CD-CG-CB
1	J	353	MLY	CE-CD-CG-CB
1	A	190	MLY	CE-CD-CG-CB
1	A	768	MLY	CE-CD-CG-CB
1	G	190	MLY	CE-CD-CG-CB
1	G	768	MLY	CE-CD-CG-CB
1	M	190	MLY	CE-CD-CG-CB
1	M	768	MLY	CE-CD-CG-CB
1	P	768	MLY	CE-CD-CG-CB
1	D	190	MLY	CE-CD-CG-CB
1	J	190	MLY	CE-CD-CG-CB
1	P	190	MLY	CE-CD-CG-CB
1	D	782	MLY	CE-CD-CG-CB
1	A	782	MLY	CE-CD-CG-CB
1	M	782	MLY	CE-CD-CG-CB
1	A	369	MLY	CE-CD-CG-CB
1	D	369	MLY	CE-CD-CG-CB
1	G	369	MLY	CE-CD-CG-CB
1	G	782	MLY	CE-CD-CG-CB
1	J	369	MLY	CE-CD-CG-CB
1	J	782	MLY	CE-CD-CG-CB
1	M	369	MLY	CE-CD-CG-CB
1	P	369	MLY	CE-CD-CG-CB
1	P	782	MLY	CE-CD-CG-CB
1	A	107	MLY	CD-CE-NZ-CH2
1	A	236	MLY	CD-CE-NZ-CH1
1	D	107	MLY	CD-CE-NZ-CH2
1	G	107	MLY	CD-CE-NZ-CH2
1	G	236	MLY	CD-CE-NZ-CH1
1	J	236	MLY	CD-CE-NZ-CH1
1	M	107	MLY	CD-CE-NZ-CH2
1	M	236	MLY	CD-CE-NZ-CH1
1	P	236	MLY	CD-CE-NZ-CH1
1	D	190	MLY	CG-CD-CE-NZ
1	A	436	MLY	CA-CB-CG-CD
1	A	837	MLY	CA-CB-CG-CD
1	D	436	MLY	CA-CB-CG-CD
1	D	837	MLY	CA-CB-CG-CD
1	G	436	MLY	CA-CB-CG-CD

Continued on next page...

Continued from previous page...

Mol	Chain	Res	Type	Atoms
1	G	837	MLY	CA-CB-CG-CD
1	J	436	MLY	CA-CB-CG-CD
1	J	837	MLY	CA-CB-CG-CD
1	M	436	MLY	CA-CB-CG-CD
1	M	837	MLY	CA-CB-CG-CD
1	P	436	MLY	CA-CB-CG-CD
1	P	837	MLY	CA-CB-CG-CD
1	J	190	MLY	CG-CD-CE-NZ
1	M	190	MLY	CG-CD-CE-NZ
1	P	190	MLY	CG-CD-CE-NZ
1	G	190	MLY	CG-CD-CE-NZ
1	A	190	MLY	CG-CD-CE-NZ
1	P	833	MLY	CE-CD-CG-CB
1	A	833	MLY	CE-CD-CG-CB
1	D	833	MLY	CE-CD-CG-CB
1	G	833	MLY	CE-CD-CG-CB
1	J	833	MLY	CE-CD-CG-CB
1	M	833	MLY	CE-CD-CG-CB
1	A	431	MLY	CA-CB-CG-CD
1	D	431	MLY	CA-CB-CG-CD
1	G	431	MLY	CA-CB-CG-CD
1	J	236	MLY	CA-CB-CG-CD
1	J	431	MLY	CA-CB-CG-CD
1	M	236	MLY	CA-CB-CG-CD
1	M	431	MLY	CA-CB-CG-CD
1	P	236	MLY	CA-CB-CG-CD
1	P	431	MLY	CA-CB-CG-CD
1	P	833	MLY	CA-CB-CG-CD
1	D	236	MLY	CD-CE-NZ-CH1
1	A	55	MLY	CG-CD-CE-NZ
1	J	55	MLY	CG-CD-CE-NZ
1	D	55	MLY	CG-CD-CE-NZ
1	G	55	MLY	CG-CD-CE-NZ
1	P	55	MLY	CG-CD-CE-NZ
1	P	617	MLY	CE-CD-CG-CB
1	A	617	MLY	CE-CD-CG-CB
1	D	617	MLY	CE-CD-CG-CB
1	G	617	MLY	CE-CD-CG-CB
1	J	617	MLY	CE-CD-CG-CB
1	M	617	MLY	CE-CD-CG-CB
1	A	236	MLY	CA-CB-CG-CD
1	A	833	MLY	CA-CB-CG-CD

Continued on next page...

Continued from previous page...

Mol	Chain	Res	Type	Atoms
1	D	236	MLY	CA-CB-CG-CD
1	D	833	MLY	CA-CB-CG-CD
1	G	236	MLY	CA-CB-CG-CD
1	G	833	MLY	CA-CB-CG-CD
1	J	833	MLY	CA-CB-CG-CD
1	M	833	MLY	CA-CB-CG-CD
1	A	348	MLY	C-CA-CB-CG
1	D	348	MLY	C-CA-CB-CG
1	G	348	MLY	C-CA-CB-CG
1	J	348	MLY	C-CA-CB-CG
1	M	348	MLY	C-CA-CB-CG
1	P	348	MLY	C-CA-CB-CG
1	A	551	MLY	CE-CD-CG-CB
1	D	551	MLY	CE-CD-CG-CB
1	J	551	MLY	CE-CD-CG-CB
1	M	55	MLY	CG-CD-CE-NZ
1	M	551	MLY	CE-CD-CG-CB
1	P	551	MLY	CE-CD-CG-CB
1	G	551	MLY	CE-CD-CG-CB
1	G	59	MLY	CE-CD-CG-CB
1	D	59	MLY	CE-CD-CG-CB
1	M	59	MLY	CE-CD-CG-CB
1	A	55	MLY	CE-CD-CG-CB
1	A	59	MLY	CE-CD-CG-CB
1	A	553	MLY	CE-CD-CG-CB
1	D	55	MLY	CE-CD-CG-CB
1	G	55	MLY	CE-CD-CG-CB
1	G	553	MLY	CE-CD-CG-CB
1	J	55	MLY	CE-CD-CG-CB
1	J	59	MLY	CE-CD-CG-CB
1	M	55	MLY	CE-CD-CG-CB
1	P	55	MLY	CE-CD-CG-CB
1	P	59	MLY	CE-CD-CG-CB
1	D	553	MLY	CE-CD-CG-CB
1	J	553	MLY	CE-CD-CG-CB
1	M	553	MLY	CE-CD-CG-CB
1	P	553	MLY	CE-CD-CG-CB
1	M	138	MLY	CA-CB-CG-CD
1	J	431	MLY	CE-CD-CG-CB
1	A	431	MLY	CE-CD-CG-CB
1	D	431	MLY	CE-CD-CG-CB
1	P	431	MLY	CE-CD-CG-CB

Continued on next page...

Continued from previous page...

Mol	Chain	Res	Type	Atoms
1	A	248	MLY	CE-CD-CG-CB
1	G	248	MLY	CE-CD-CG-CB
1	J	248	MLY	CE-CD-CG-CB
1	P	248	MLY	CE-CD-CG-CB
1	D	248	MLY	CE-CD-CG-CB
1	G	431	MLY	CE-CD-CG-CB
1	M	248	MLY	CE-CD-CG-CB
1	M	431	MLY	CE-CD-CG-CB
1	J	35	MLY	CE-CD-CG-CB
1	A	35	MLY	CE-CD-CG-CB
1	D	35	MLY	CE-CD-CG-CB
1	D	528	MLY	CG-CD-CE-NZ
1	G	35	MLY	CE-CD-CG-CB
1	G	528	MLY	CG-CD-CE-NZ
1	M	35	MLY	CE-CD-CG-CB
1	P	35	MLY	CE-CD-CG-CB
1	J	528	MLY	CG-CD-CE-NZ
1	M	528	MLY	CG-CD-CE-NZ
1	A	528	MLY	CG-CD-CE-NZ
1	G	248	MLY	CG-CD-CE-NZ
1	P	528	MLY	CG-CD-CE-NZ
1	A	248	MLY	CG-CD-CE-NZ
1	M	248	MLY	CG-CD-CE-NZ
1	A	138	MLY	CA-CB-CG-CD
1	A	296	MLY	CA-CB-CG-CD
1	D	138	MLY	CA-CB-CG-CD
1	G	138	MLY	CA-CB-CG-CD
1	J	138	MLY	CA-CB-CG-CD
1	J	296	MLY	CA-CB-CG-CD
1	M	296	MLY	CA-CB-CG-CD
1	P	138	MLY	CA-CB-CG-CD
1	P	296	MLY	CA-CB-CG-CD
1	P	248	MLY	CG-CD-CE-NZ
1	J	248	MLY	CG-CD-CE-NZ
1	D	248	MLY	CG-CD-CE-NZ
1	D	296	MLY	CA-CB-CG-CD
1	G	296	MLY	CA-CB-CG-CD
1	M	598	MLY	CE-CD-CG-CB
1	M	600	MLY	CE-CD-CG-CB
1	P	436	MLY	CE-CD-CG-CB
1	A	436	MLY	CE-CD-CG-CB
1	A	598	MLY	CE-CD-CG-CB

Continued on next page...

Continued from previous page...

Mol	Chain	Res	Type	Atoms
1	A	600	MLY	CE-CD-CG-CB
1	D	436	MLY	CE-CD-CG-CB
1	D	598	MLY	CE-CD-CG-CB
1	D	600	MLY	CE-CD-CG-CB
1	G	436	MLY	CE-CD-CG-CB
1	G	598	MLY	CE-CD-CG-CB
1	G	600	MLY	CE-CD-CG-CB
1	J	436	MLY	CE-CD-CG-CB
1	J	600	MLY	CE-CD-CG-CB
1	M	436	MLY	CE-CD-CG-CB
1	P	598	MLY	CE-CD-CG-CB
1	P	600	MLY	CE-CD-CG-CB
1	J	598	MLY	CE-CD-CG-CB
1	A	486	MLY	CE-CD-CG-CB
1	G	486	MLY	CE-CD-CG-CB
1	J	486	MLY	CE-CD-CG-CB
1	M	486	MLY	CE-CD-CG-CB
1	D	486	MLY	CE-CD-CG-CB
1	P	486	MLY	CE-CD-CG-CB
1	D	839	MLY	CE-CD-CG-CB
1	P	839	MLY	CE-CD-CG-CB
1	G	839	MLY	CE-CD-CG-CB
1	J	839	MLY	CE-CD-CG-CB
1	M	839	MLY	CE-CD-CG-CB
1	A	839	MLY	CE-CD-CG-CB
1	A	236	MLY	CD-CE-NZ-CH2
1	D	236	MLY	CD-CE-NZ-CH2
1	G	236	MLY	CD-CE-NZ-CH2
1	J	236	MLY	CD-CE-NZ-CH2
1	M	236	MLY	CD-CE-NZ-CH2
1	P	236	MLY	CD-CE-NZ-CH2
1	A	35	MLY	N-CA-CB-CG
1	A	63	MLY	N-CA-CB-CG
1	A	130	MLY	N-CA-CB-CG
1	A	348	MLY	N-CA-CB-CG
1	A	436	MLY	N-CA-CB-CG
1	A	681	MLY	N-CA-CB-CG
1	A	833	MLY	N-CA-CB-CG
1	A	837	MLY	N-CA-CB-CG
1	D	35	MLY	N-CA-CB-CG
1	D	63	MLY	N-CA-CB-CG
1	D	130	MLY	N-CA-CB-CG

Continued on next page...

Continued from previous page...

Mol	Chain	Res	Type	Atoms
1	D	348	MLY	N-CA-CB-CG
1	D	436	MLY	N-CA-CB-CG
1	D	681	MLY	N-CA-CB-CG
1	D	833	MLY	N-CA-CB-CG
1	D	837	MLY	N-CA-CB-CG
1	G	35	MLY	N-CA-CB-CG
1	G	63	MLY	N-CA-CB-CG
1	G	130	MLY	N-CA-CB-CG
1	G	436	MLY	N-CA-CB-CG
1	G	681	MLY	N-CA-CB-CG
1	G	833	MLY	N-CA-CB-CG
1	G	837	MLY	N-CA-CB-CG
1	J	35	MLY	N-CA-CB-CG
1	J	63	MLY	N-CA-CB-CG
1	J	130	MLY	N-CA-CB-CG
1	J	436	MLY	N-CA-CB-CG
1	J	681	MLY	N-CA-CB-CG
1	J	833	MLY	N-CA-CB-CG
1	J	837	MLY	N-CA-CB-CG
1	M	35	MLY	N-CA-CB-CG
1	M	63	MLY	N-CA-CB-CG
1	M	130	MLY	N-CA-CB-CG
1	M	436	MLY	N-CA-CB-CG
1	M	681	MLY	N-CA-CB-CG
1	M	833	MLY	N-CA-CB-CG
1	M	837	MLY	N-CA-CB-CG
1	P	35	MLY	N-CA-CB-CG
1	P	63	MLY	N-CA-CB-CG
1	P	130	MLY	N-CA-CB-CG
1	P	436	MLY	N-CA-CB-CG
1	P	681	MLY	N-CA-CB-CG
1	P	833	MLY	N-CA-CB-CG
1	P	837	MLY	N-CA-CB-CG
1	D	833	MLY	C-CA-CB-CG
1	J	833	MLY	C-CA-CB-CG
1	M	833	MLY	C-CA-CB-CG
1	P	833	MLY	C-CA-CB-CG
1	A	19	MLY	CA-CB-CG-CD
1	D	19	MLY	CA-CB-CG-CD
1	G	19	MLY	CA-CB-CG-CD
1	J	19	MLY	CA-CB-CG-CD
1	M	19	MLY	CA-CB-CG-CD

Continued on next page...

Continued from previous page...

Mol	Chain	Res	Type	Atoms
1	P	19	MLY	CA-CB-CG-CD
1	D	837	MLY	CE-CD-CG-CB
1	M	837	MLY	CE-CD-CG-CB
1	G	837	MLY	CE-CD-CG-CB
1	A	19	MLY	CE-CD-CG-CB
1	J	837	MLY	CE-CD-CG-CB
1	P	837	MLY	CE-CD-CG-CB
1	A	837	MLY	CE-CD-CG-CB
1	D	19	MLY	CE-CD-CG-CB
1	J	19	MLY	CE-CD-CG-CB
1	M	19	MLY	CE-CD-CG-CB
1	P	19	MLY	CE-CD-CG-CB
1	G	19	MLY	CE-CD-CG-CB
1	G	613	MLY	CE-CD-CG-CB
1	M	613	MLY	CE-CD-CG-CB
1	D	613	MLY	CE-CD-CG-CB
1	J	613	MLY	CE-CD-CG-CB
1	P	613	MLY	CE-CD-CG-CB
1	A	613	MLY	CE-CD-CG-CB
1	A	598	MLY	CD-CE-NZ-CH2
1	D	598	MLY	CD-CE-NZ-CH2
1	G	598	MLY	CD-CE-NZ-CH2
1	M	598	MLY	CD-CE-NZ-CH2
1	P	598	MLY	CD-CE-NZ-CH2
1	J	598	MLY	CD-CE-NZ-CH2
1	A	63	MLY	C-CA-CB-CG
1	A	353	MLY	C-CA-CB-CG
1	A	833	MLY	C-CA-CB-CG
1	D	63	MLY	C-CA-CB-CG
1	D	353	MLY	C-CA-CB-CG
1	G	63	MLY	C-CA-CB-CG
1	G	353	MLY	C-CA-CB-CG
1	G	833	MLY	C-CA-CB-CG
1	J	63	MLY	C-CA-CB-CG
1	J	353	MLY	C-CA-CB-CG
1	M	63	MLY	C-CA-CB-CG
1	M	353	MLY	C-CA-CB-CG
1	P	63	MLY	C-CA-CB-CG
1	P	353	MLY	C-CA-CB-CG
1	A	30	MLY	CA-CB-CG-CD
1	D	30	MLY	CA-CB-CG-CD
1	G	30	MLY	CA-CB-CG-CD

Continued on next page...

Continued from previous page...

Mol	Chain	Res	Type	Atoms
1	J	30	MLY	CA-CB-CG-CD
1	M	30	MLY	CA-CB-CG-CD
1	P	30	MLY	CA-CB-CG-CD
1	J	348	MLY	CE-CD-CG-CB
1	M	348	MLY	CE-CD-CG-CB
1	P	348	MLY	CE-CD-CG-CB
1	D	348	MLY	CE-CD-CG-CB
1	A	348	MLY	CE-CD-CG-CB
1	G	348	MLY	CE-CD-CG-CB
1	A	613	MLY	CA-CB-CG-CD
1	G	613	MLY	CA-CB-CG-CD
1	J	613	MLY	CA-CB-CG-CD
1	M	613	MLY	CA-CB-CG-CD
1	P	613	MLY	CA-CB-CG-CD
1	A	190	MLY	CA-CB-CG-CD
1	A	528	MLY	CA-CB-CG-CD
1	D	190	MLY	CA-CB-CG-CD
1	D	613	MLY	CA-CB-CG-CD
1	G	190	MLY	CA-CB-CG-CD
1	J	190	MLY	CA-CB-CG-CD
1	M	190	MLY	CA-CB-CG-CD
1	P	190	MLY	CA-CB-CG-CD

There are no ring outliers.

179 monomers are involved in 673 short contacts:

Mol	Chain	Res	Type	Clashes	Symm-Clashes
1	D	528	MLY	3	0
1	M	598	MLY	1	0
1	G	296	MLY	2	0
1	P	190	MLY	2	0
1	A	764	MLY	9	0
1	G	782	MLY	1	0
1	M	553	MLY	9	0
1	P	55	MLY	1	0
1	D	63	MLY	4	0
1	A	190	MLY	2	0
1	D	87	MLY	3	0
1	M	30	MLY	1	0
1	P	598	MLY	1	0
1	M	348	MLY	5	0
1	M	87	MLY	2	0

Continued on next page...

Continued from previous page...

Mol	Chain	Res	Type	Clashes	Symm-Clashes
1	D	617	MLY	1	0
1	M	617	MLY	1	0
1	J	248	MLY	2	0
1	G	348	MLY	4	0
1	A	782	MLY	7	0
1	J	190	MLY	2	0
1	M	528	MLY	2	0
1	M	486	MLY	3	0
1	G	49	MLY	4	0
1	P	348	MLY	5	0
1	J	63	MLY	4	0
1	M	837	MLY	1	0
1	D	138	MLY	1	0
1	D	553	MLY	17	0
1	G	84	MLY	30	0
1	D	659	MLY	2	0
1	P	436	MLY	2	0
1	J	55	MLY	1	0
1	J	272	MLY	1	0
1	J	617	MLY	1	0
1	J	84	MLY	19	0
1	A	296	MLY	2	0
1	M	782	MLY	3	0
1	P	782	MLY	21	0
1	J	528	MLY	3	0
1	G	63	MLY	3	0
1	P	107	MLY	3	0
1	A	63	MLY	3	0
1	M	764	MLY	2	0
1	J	369	MLY	1	0
1	P	248	MLY	2	0
1	P	486	MLY	3	0
1	M	63	MLY	4	0
1	M	190	MLY	2	0
1	P	528	MLY	3	0
1	G	505	MLY	5	0
1	J	486	MLY	3	0
1	D	272	MLY	1	0
1	P	30	MLY	1	0
1	D	296	MLY	2	0
1	M	272	MLY	1	0
1	D	55	MLY	1	0

Continued on next page...

Continued from previous page...

Mol	Chain	Res	Type	Clashes	Symm-Clashes
1	J	30	MLY	1	0
1	M	55	MLY	1	0
1	P	295	MLY	6	0
1	P	768	MLY	4	0
1	P	138	MLY	1	0
1	A	272	MLY	1	0
1	D	190	MLY	2	0
1	J	296	MLY	2	0
1	P	505	MLY	1	0
1	A	295	MLY	6	0
1	A	551	MLY	2	0
1	J	768	MLY	1	0
1	P	839	MLY	8	0
1	D	369	MLY	1	0
1	A	248	MLY	2	0
1	P	87	MLY	3	0
1	G	107	MLY	3	0
1	P	659	MLY	2	0
1	D	486	MLY	3	0
1	J	138	MLY	1	0
1	D	436	MLY	2	0
1	J	659	MLY	2	0
1	M	436	MLY	2	0
1	P	600	MLY	1	0
1	D	551	MLY	2	0
1	G	600	MLY	1	0
1	A	600	MLY	1	0
1	P	553	MLY	2	0
1	P	415	MLY	1	0
1	G	598	MLY	1	0
1	D	248	MLY	2	0
1	A	415	MLY	1	0
1	J	415	MLY	1	0
1	D	295	MLY	6	0
1	M	295	MLY	6	0
1	A	833	MLY	1	0
1	G	528	MLY	2	0
1	G	87	MLY	3	0
1	A	30	MLY	1	0
1	G	415	MLY	1	0
1	J	348	MLY	4	0
1	P	49	MLY	3	0

Continued on next page...

Continued from previous page...

Mol	Chain	Res	Type	Clashes	Symm-Clashes
1	D	59	MLY	3	0
1	M	248	MLY	2	0
1	A	49	MLY	4	0
1	G	553	MLY	26	0
1	G	436	MLY	2	0
1	M	296	MLY	3	0
1	J	837	MLY	1	0
1	P	84	MLY	10	0
1	A	59	MLY	2	0
1	M	659	MLY	2	0
1	P	59	MLY	2	0
1	P	369	MLY	1	0
1	J	59	MLY	2	0
1	M	600	MLY	1	0
1	A	659	MLY	2	0
1	P	272	MLY	1	0
1	J	107	MLY	2	0
1	P	764	MLY	7	0
1	D	415	MLY	1	0
1	M	415	MLY	1	0
1	J	505	MLY	10	0
1	D	839	MLY	4	0
1	J	764	MLY	1	0
1	P	837	MLY	1	0
1	D	107	MLY	3	0
1	A	827	MLY	1	0
1	D	348	MLY	4	0
1	D	782	MLY	58	0
1	D	30	MLY	1	0
1	A	837	MLY	11	0
1	J	598	MLY	1	0
1	A	55	MLY	1	0
1	A	839	MLY	8	0
1	G	659	MLY	2	0
1	D	49	MLY	2	0
1	G	764	MLY	11	0
1	D	600	MLY	1	0
1	M	49	MLY	4	0
1	G	190	MLY	2	0
1	J	553	MLY	11	0
1	J	782	MLY	1	0
1	P	63	MLY	4	0

Continued on next page...

Continued from previous page...

Mol	Chain	Res	Type	Clashes	Symm-Clashes
1	G	272	MLY	1	0
1	D	764	MLY	8	0
1	J	839	MLY	9	0
1	J	87	MLY	3	0
1	A	87	MLY	3	0
1	A	505	MLY	18	0
1	J	295	MLY	6	0
1	D	598	MLY	1	0
1	G	839	MLY	4	0
1	M	59	MLY	3	0
1	J	600	MLY	1	0
1	A	553	MLY	16	0
1	A	486	MLY	3	0
1	G	295	MLY	5	0
1	G	486	MLY	3	0
1	P	296	MLY	2	0
1	P	617	MLY	1	0
1	A	528	MLY	3	0
1	A	107	MLY	3	0
1	A	348	MLY	5	0
1	G	837	MLY	1	0
1	G	617	MLY	1	0
1	G	55	MLY	1	0
1	A	617	MLY	1	0
1	G	768	MLY	2	0
1	A	768	MLY	8	0
1	D	837	MLY	1	0
1	A	138	MLY	1	0
1	G	248	MLY	2	0
1	J	49	MLY	3	0
1	J	436	MLY	2	0
1	M	839	MLY	8	0
1	A	436	MLY	3	0
1	G	30	MLY	1	0
1	G	59	MLY	3	0
1	M	138	MLY	1	0
1	M	107	MLY	3	0
1	A	598	MLY	1	0

5.5 Carbohydrates [i](#)

There are no monosaccharides in this entry.

5.6 Ligand geometry [i](#)

There are no ligands in this entry.

5.7 Other polymers [i](#)

There are no such residues in this entry.

5.8 Polymer linkage issues [i](#)

The following chains have linkage breaks:

Mol	Chain	Number of breaks
1	M	5
1	P	5
1	D	4
1	A	4
1	J	3
1	G	3
3	C	1
3	F	1
3	I	1
3	L	1
3	O	1
3	R	1
2	B	1
2	E	1
2	H	1
2	K	1
2	N	1
2	Q	1

All chain breaks are listed below:

Model	Chain	Residue-1	Atom-1	Residue-2	Atom-2	Distance (Å)
1	J	769:ALA	C	770:GLY	N	5.56
1	D	769:ALA	C	770:GLY	N	4.62
1	G	769:ALA	C	770:GLY	N	4.48
1	D	709:LYS	C	710:GLY	N	3.36
1	A	709:LYS	C	710:GLY	N	2.70
1	C	4:LYS	C	5:ALA	N	2.61
1	F	4:LYS	C	5:ALA	N	2.61
1	I	4:LYS	C	5:ALA	N	2.61

Continued on next page...


Continued from previous page...

Model	Chain	Residue-1	Atom-1	Residue-2	Atom-2	Distance (Å)
1	L	4:LYS	C	5:ALA	N	2.61
1	O	4:LYS	C	5:ALA	N	2.61
1	R	4:LYS	C	5:ALA	N	2.61
1	A	769:ALA	C	770:GLY	N	2.44
1	M	786:ILE	C	787:ILE	N	2.34
1	P	709:LYS	C	710:GLY	N	2.11
1	P	806:MET	C	807:VAL	N	2.01
1	M	806:MET	C	807:VAL	N	1.95
1	M	709:LYS	C	710:GLY	N	1.93
1	P	786:ILE	C	787:ILE	N	1.70
1	B	140:PHE	C	141:PRO	N	1.09
1	E	140:PHE	C	141:PRO	N	1.09
1	H	140:PHE	C	141:PRO	N	1.09
1	K	140:PHE	C	141:PRO	N	1.09
1	N	140:PHE	C	141:PRO	N	1.09
1	Q	140:PHE	C	141:PRO	N	1.09
1	A	637:LYS	C	638:GLY	N	1.06
1	D	637:LYS	C	638:GLY	N	1.06
1	G	637:LYS	C	638:GLY	N	1.06
1	J	637:LYS	C	638:GLY	N	1.06
1	M	637:LYS	C	638:GLY	N	1.06
1	P	637:LYS	C	638:GLY	N	1.06
1	A	649:VAL	C	650:SER	N	1.03
1	D	649:VAL	C	650:SER	N	1.03
1	G	649:VAL	C	650:SER	N	1.03
1	J	649:VAL	C	650:SER	N	1.03
1	M	649:VAL	C	650:SER	N	1.03
1	P	649:VAL	C	650:SER	N	1.03

6 Tomogram visualisation [i](#)

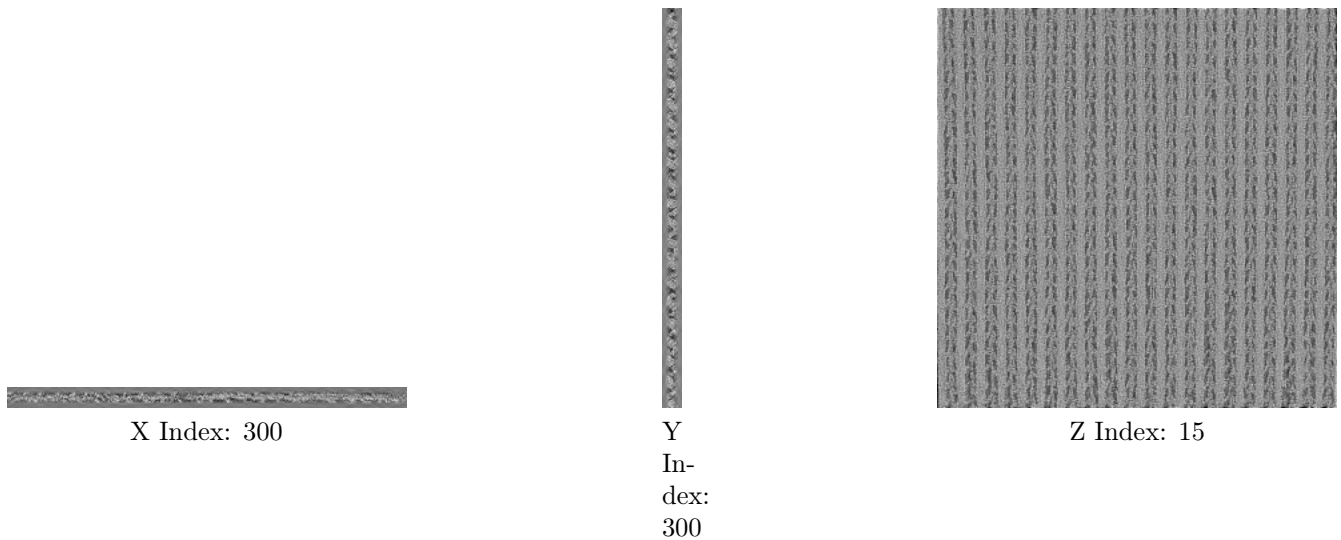
This section contains visualisations of the EMDB entry EMD-1001. These allow visual inspection of the internal detail of the tomogram and identification of artifacts.

6.1 Orthogonal projections [i](#)



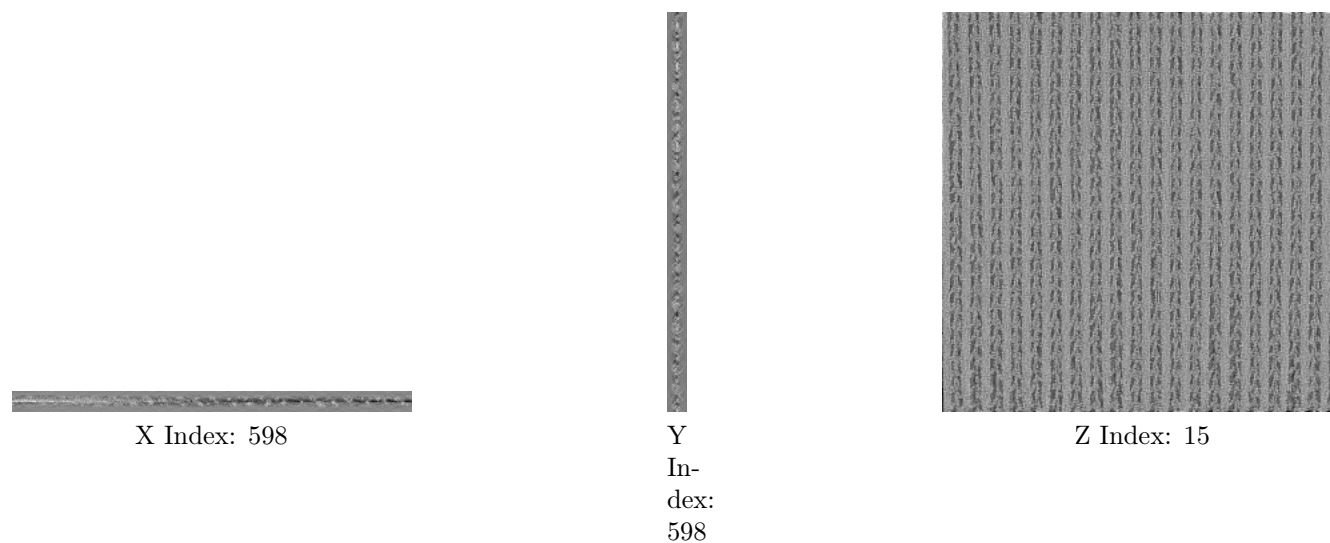
The images above show the tomogram projected in three orthogonal directions.

6.2 Central slices [i](#)



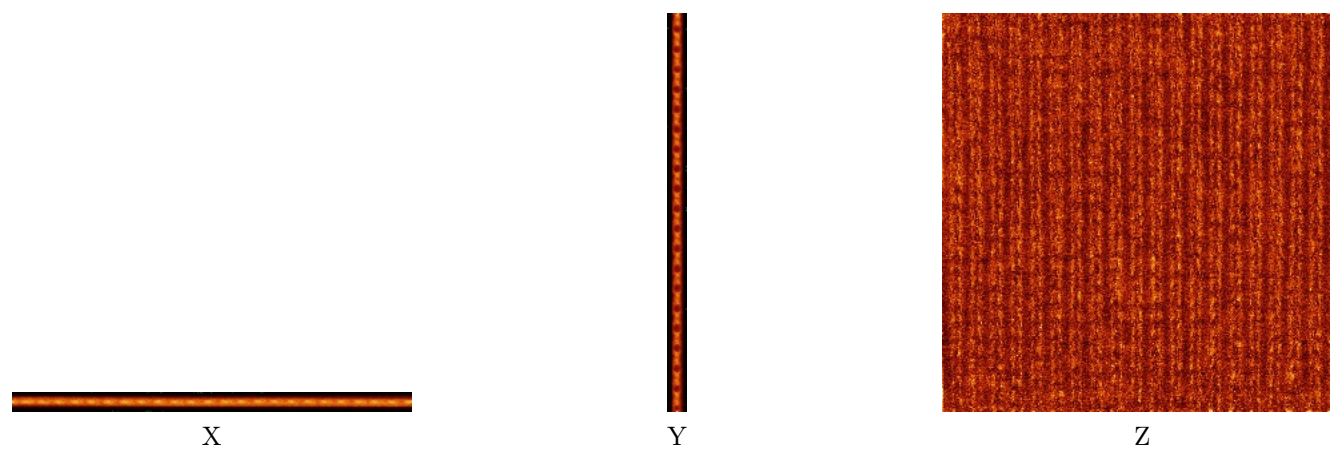
The images above show central slices of the tomogram in three orthogonal directions.

6.3 Largest variance slices [i](#)



The images above show the largest variance slices of the tomogram in three orthogonal directions.

6.4 Orthogonal standard-deviation projections (False-color) [i](#)



The images above show the tomogram projected in three orthogonal directions.


6.5 Mask visualisation [i](#)

This section shows the 3D surface view of the primary map at 50% transparency overlaid with the specified mask at 0% transparency


A mask typically either:

- Encompasses the whole structure
- Separates out a domain, a functional unit, a monomer or an area of interest from a larger structure


6.5.1 emd_1001_msk_25.map [i](#)



X

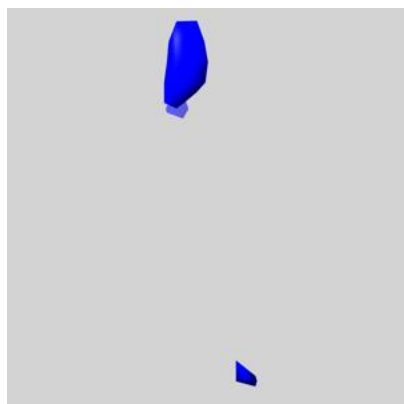


Y

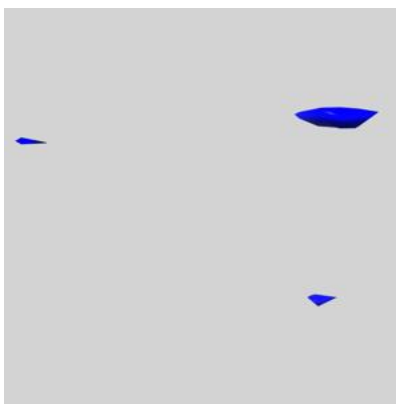


Z

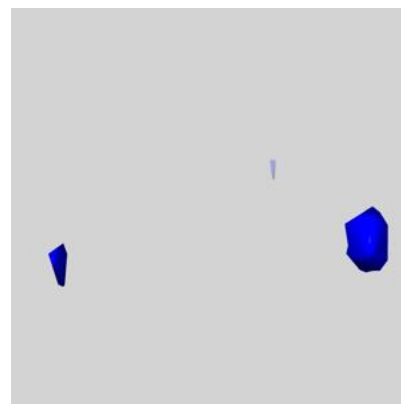
6.5.2 emd_1001_msk_24.map [i](#)




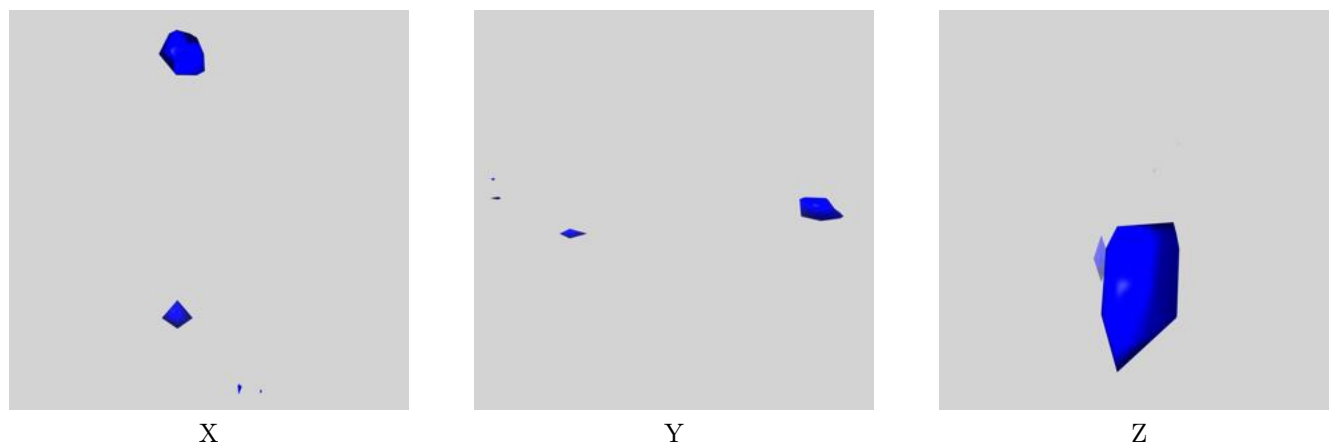

X




Y

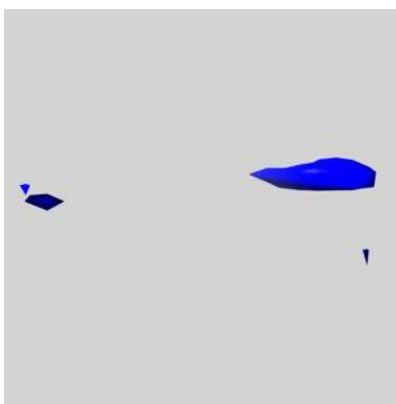


Z


6.5.3 emd_1001_msk_23.map [i](#)6.5.4 emd_1001_msk_22.map [i](#)6.5.5 emd_1001_msk_21.map [i](#)

6.5.6 emd_1001_msk_20.map [i](#)

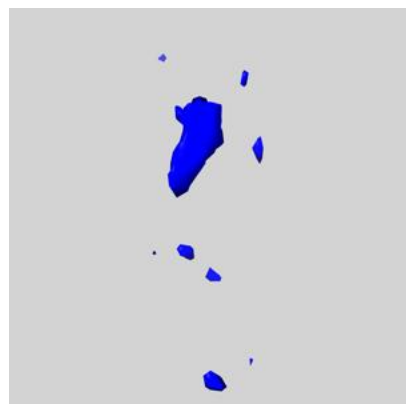
X




Y




Z

6.5.7 emd_1001_msk_19.map [i](#)


X




Y




Z

6.5.8 emd_1001_msk_18.map [i](#)

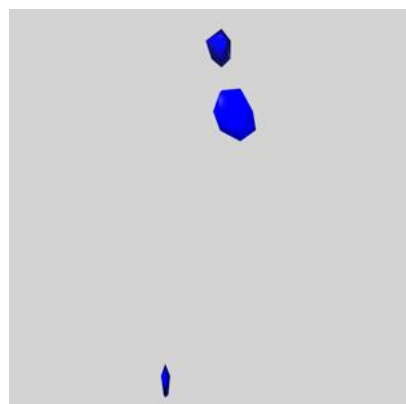
X




Y




Z

6.5.9 emd_1001_msk_17.map [i](#)


X




Y




Z

6.5.10 emd_1001_msk_16.map [i](#)


X




Y



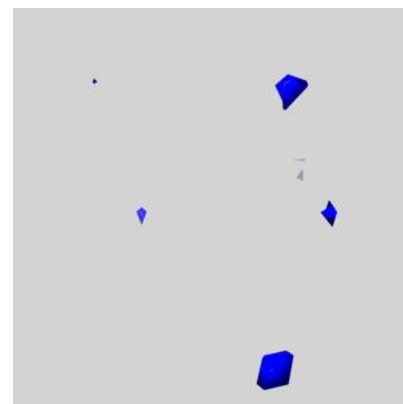
Z

6.5.11 emd_1001_msk_15.map [i](#)

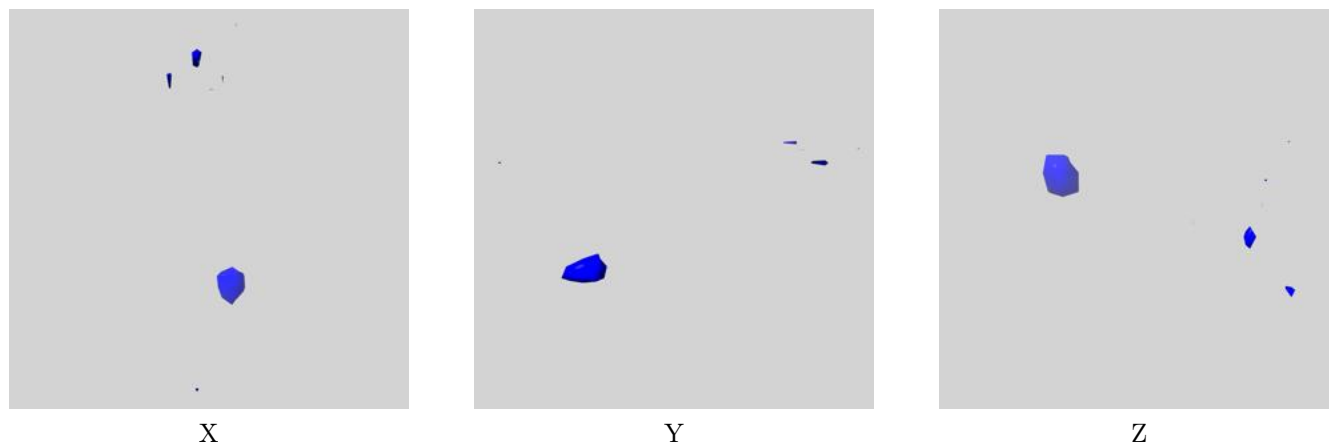


X

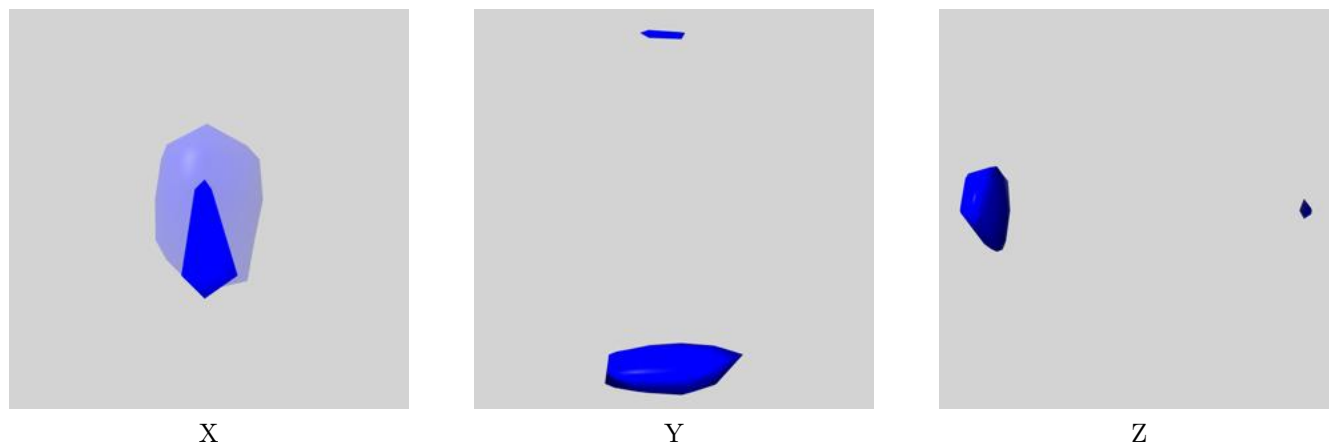




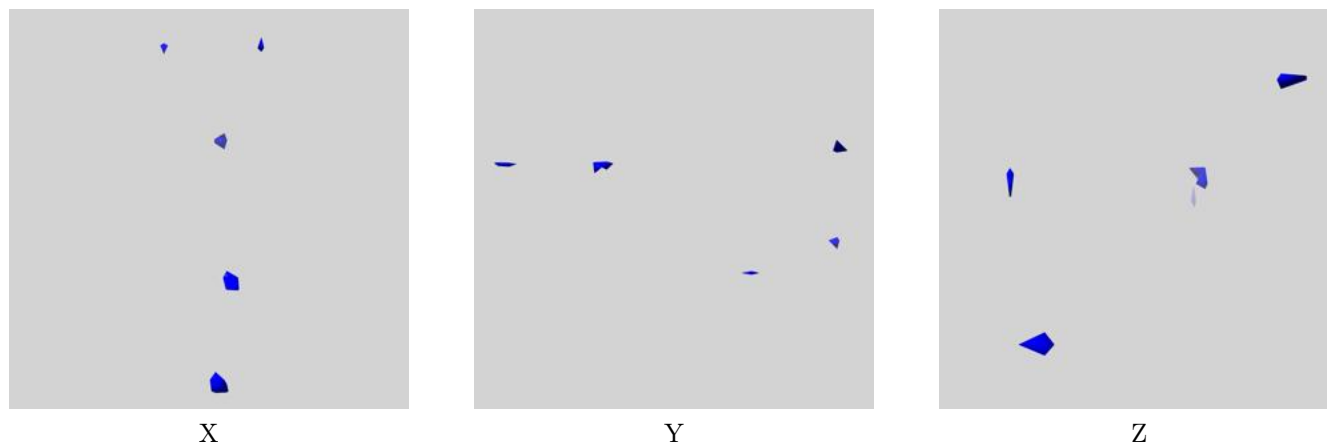
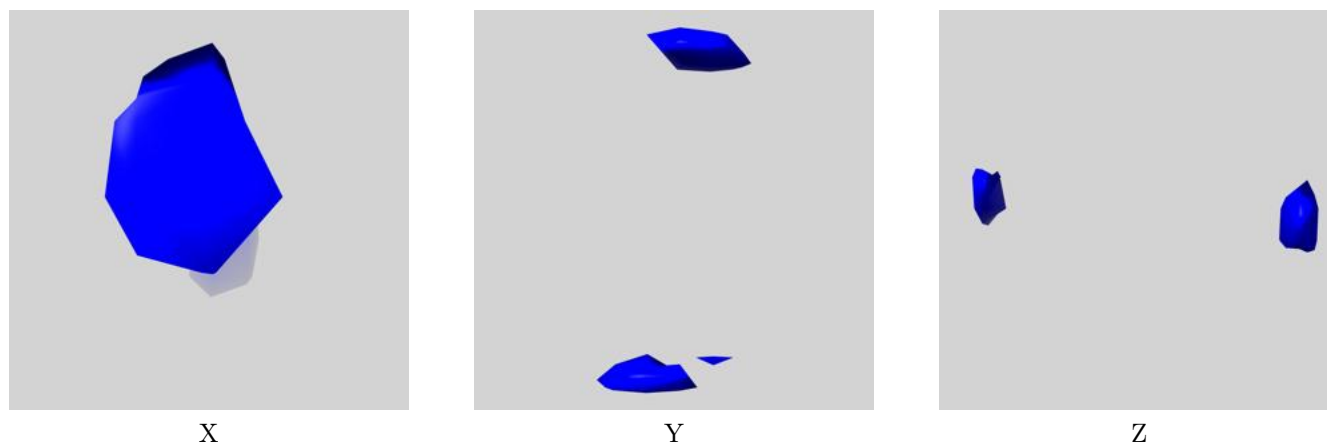

Y


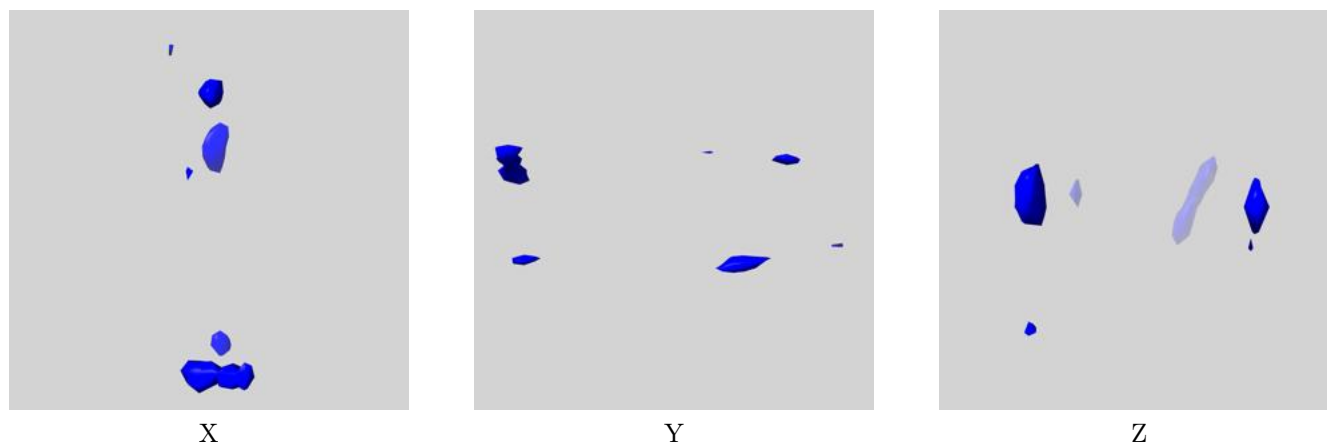
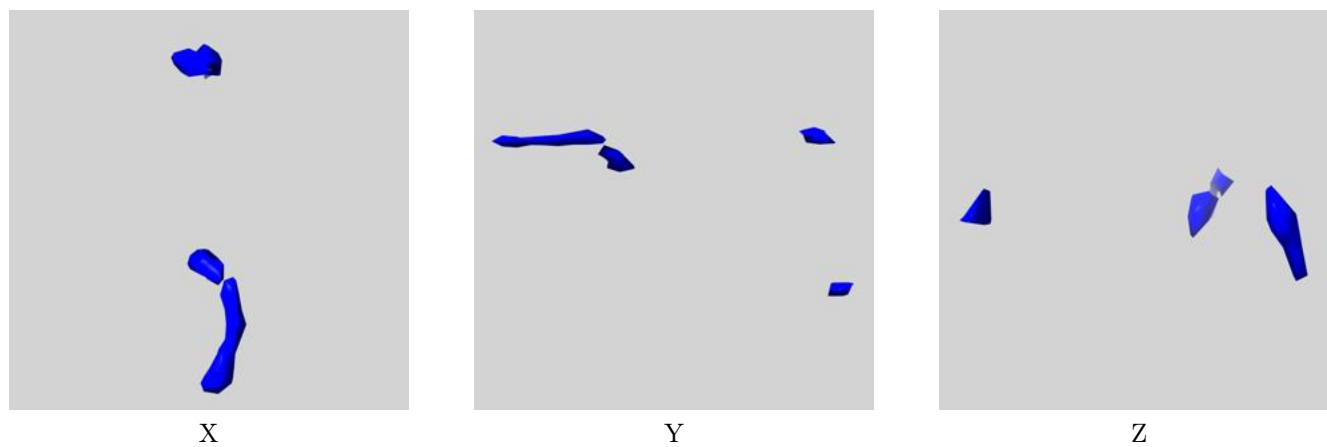


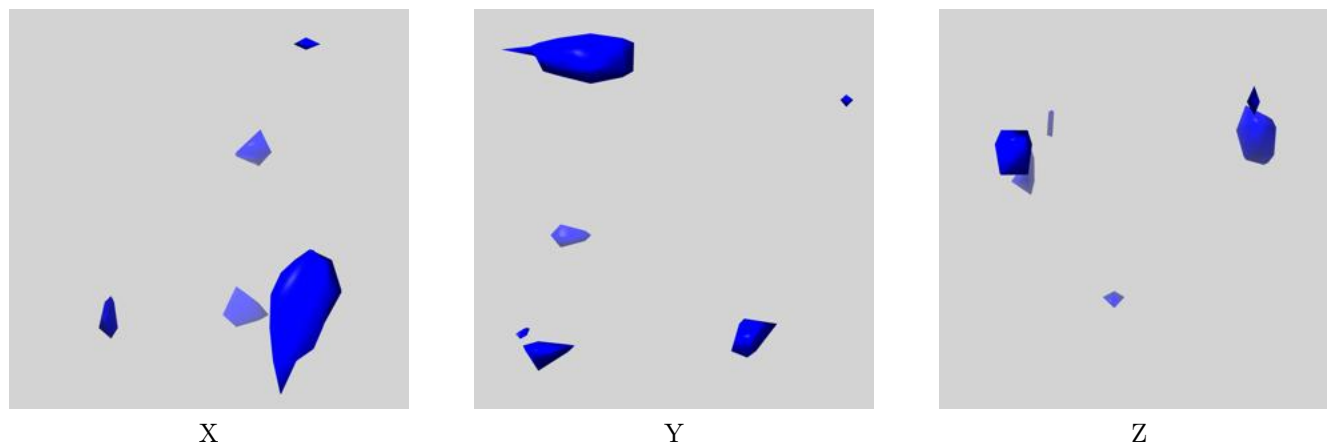

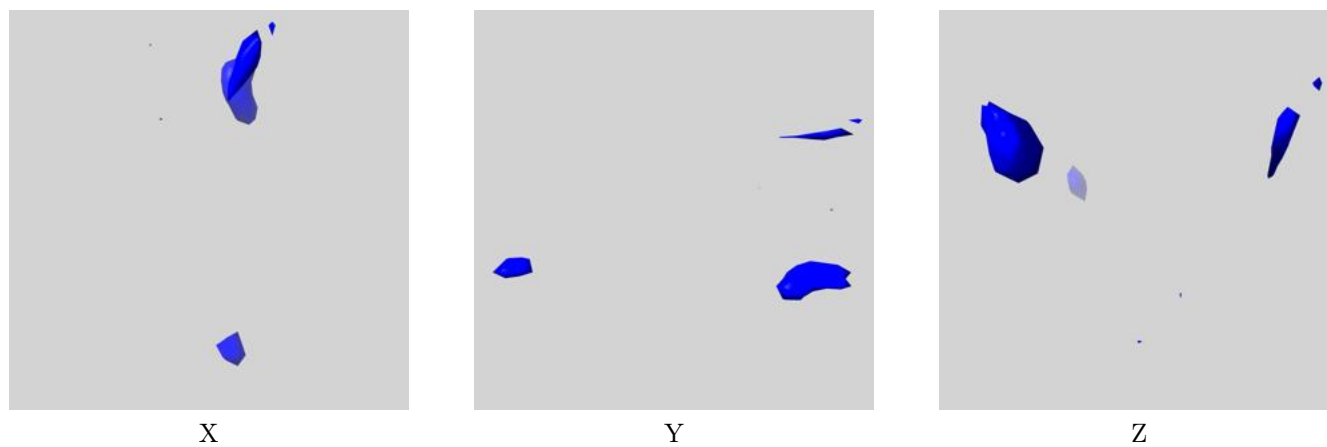
Z

6.5.12 emd_1001_msk_14.map [i](#)6.5.13 emd_1001_msk_13.map [i](#)6.5.14 emd_1001_msk_12.map [i](#)

6.5.15 emd_1001_msk_11.map [i](#)6.5.16 emd_1001_msk_10.map [i](#)6.5.17 emd_1001_msk_9.map [i](#)

6.5.18 emd_1001_msk_8.map [i](#)6.5.19 emd_1001_msk_7.map [i](#)6.5.20 emd_1001_msk_6.map [i](#)

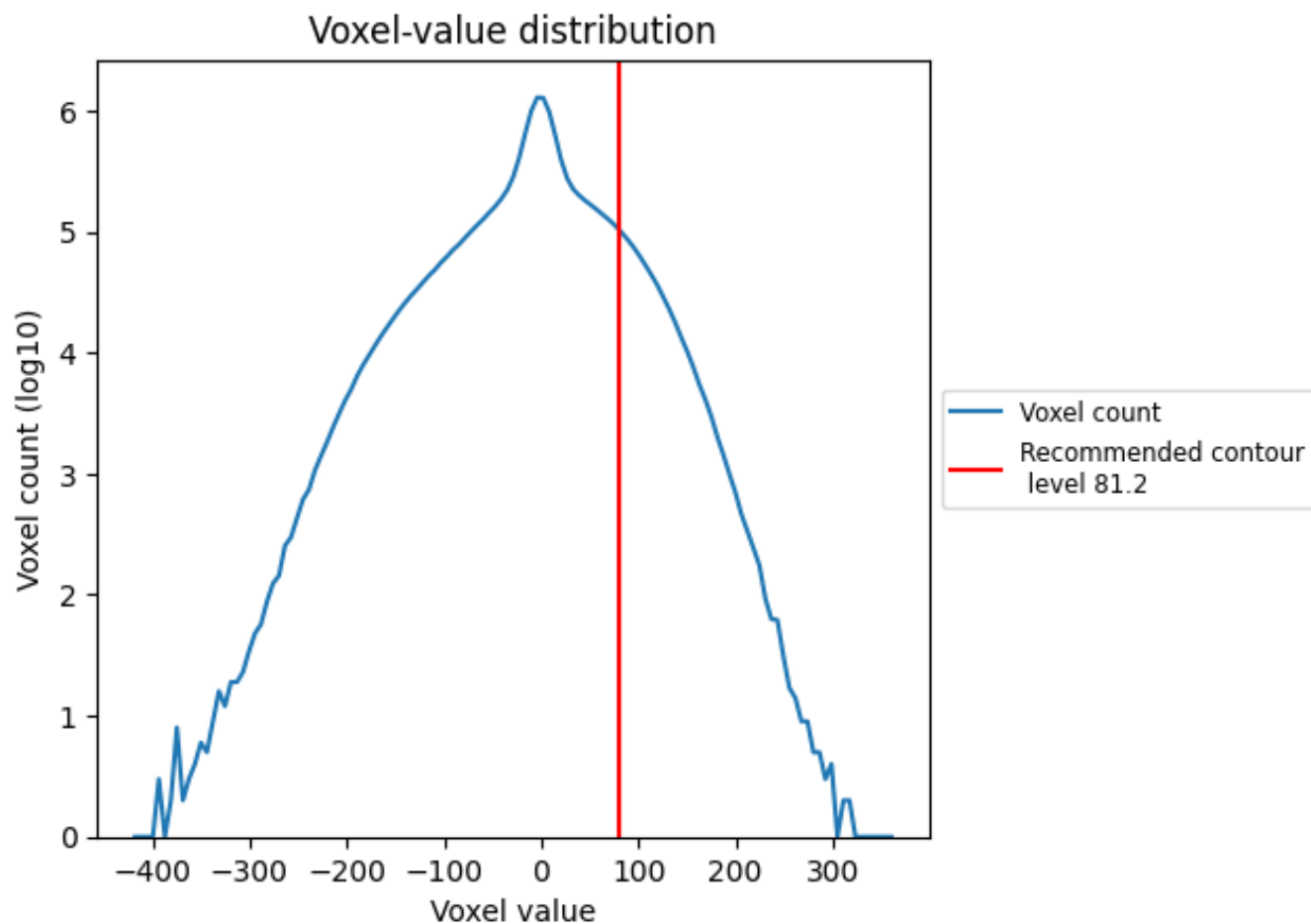
6.5.21 emd_1001_msk_5.map [i](#)6.5.22 emd_1001_msk_4.map [i](#)6.5.23 emd_1001_msk_3.map [i](#)

6.5.24 emd_1001_msk_2.map [i](#)6.5.25 emd_1001_msk_1.map [i](#)6.5.26 emd_1001_msk_26.map [i](#)

7 Tomogram analysis [i](#)

This section contains the results of statistical analysis of the tomogram.

7.1 Voxel-value distribution [i](#)



The voxel-value distribution is plotted in 128 intervals along the x-axis. The y-axis is logarithmic.

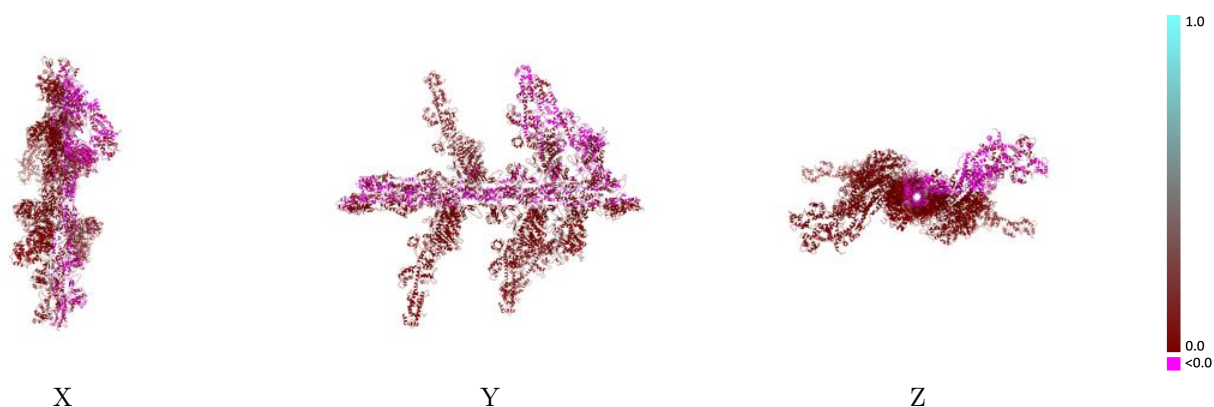
8 Map-model fit [i](#)

This section contains information regarding the fit between EMDB map EMD-1001 and PDB model 1O1G. Per-residue inclusion information can be found in section 3 on page 7.

8.1 Map-model overlay [i](#)

This section was not generated.

8.2 Q-score mapped to coordinate model [i](#)

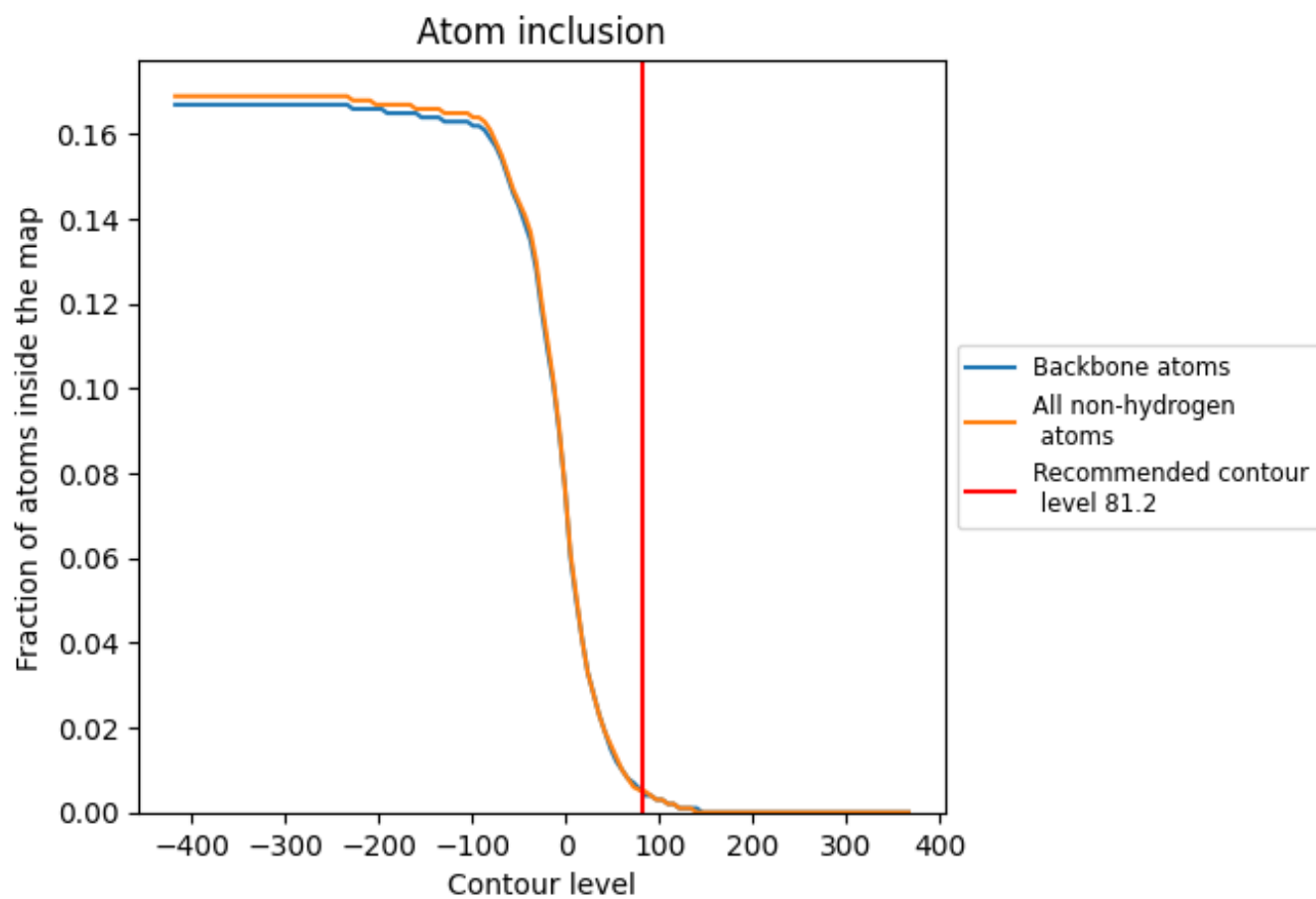


The images above show the model with each residue coloured according its Q-score. This shows their resolvability in the map with higher Q-score values reflecting better resolvability. Please note: Q-score is calculating the resolvability of atoms, and thus high values are only expected at resolutions at which atoms can be resolved. Low Q-score values may therefore be expected for many entries.

8.3 Atom inclusion mapped to coordinate model [i](#)

This section was not generated.



































































8.4 Atom inclusion [i](#)



At the recommended contour level, 0% of all backbone atoms, 0% of all non-hydrogen atoms, are inside the map.

8.5 Map-model fit summary

The table lists the average atom inclusion at the recommended contour level (81.2) and Q-score for the entire model and for each chain.

Chain	Atom inclusion	Q-score
All	 0.0050	 -0.0010
1	 0.0070	 0.0000
2	 0.0000	 -0.0080
3	 0.0000	 0.0020
4	 0.0000	 -0.0040
5	 0.0000	 -0.0110
6	 0.0000	 -0.0030
7	 0.0000	 0.0010
8	 0.0000	 -0.0030
9	 0.0000	 0.0130
A	 0.0000	 -0.0130
B	 0.0000	 0.0050
C	 0.0000	 -0.0090
D	 0.0000	 0.0000
E	 0.0000	 0.0000
F	 0.0000	 0.0000
G	 0.0060	 -0.0010
H	 0.0000	 0.0100
I	 0.2890	 0.0220
J	 0.0000	 -0.0000
K	 0.0000	 0.0000
L	 0.0000	 0.0000
M	 0.0000	 0.0000
N	 0.0000	 0.0000
O	 0.0000	 0.0000
P	 0.0000	 -0.0000
Q	 0.0000	 0.0000
R	 0.0000	 0.0000
V	 0.0000	 -0.0030
W	 0.0010	 0.0070
X	 0.0020	 -0.0120
Y	 0.0280	 -0.0050
Z	 0.0000	 0.0110

