

November 2005

E



منظمة الأغذية
والزراعة
للأمم المتحدة

联合国
粮食及
农业组织

Food
and
Agriculture
Organization
of
the
United
Nations

Organisation
des
Nations
Unies
pour
l'alimentation
et
l'agriculture

Organización
de las
Naciones
Unidas
para la
Agricultura
y la
Alimentación

COUNCIL

Hundred and Twenty-ninth Session

Rome, 16 to 18 November 2005

Status of Contributions at 14 November 2005

For reasons of economy, this document is produced in a limited number of copies. Delegates and observers are kindly requested to bring it to the meetings and to refrain from asking for additional copies, unless strictly indispensable.

Appendix A

Summary Status of Contributions to the Regular Programme^{a b}

	2005	2004 (for comparison)
1. Amounts outstanding on 1 January		
Current Assessments ^c	US\$ 170,800,500.00 <i>Euro 174,455,500.00</i>	US\$ 170,800,500.00 <i>Euro 174,455,500.00</i>
Contributions in arrears ^d	US\$ 84,788,494.46 <i>Euro 13,617,124.57</i>	US\$ 91,767,135.77
Total	US\$ 255,588,994.46 <i>Euro 188,072,624.57</i>	US\$ 262,567,635.77 <i>Euro 174,455,500.00</i>
2. Receipts 1 January to 14 November		
Current Assessments	US\$ 105,934,687.83 <i>Euro 121,820,882.69</i>	US\$ 126,605,415.61 <i>Euro 118,756,927.79</i>
Contributions in arrears	US\$ 29,087,908.19 <i>Euro 5,422,511.97</i>	US\$ 25,436,052.87
Total	US\$ 135,022,596.02 <i>Euro 127,243,394.66</i>	US\$ 152,041,468.48 <i>Euro 118,756,927.79</i>
3. Amounts outstanding at 14 November		
Current Assessments	US\$ 64,865,812.17 <i>Euro 52,634,617.31</i>	US\$ 44,195,084.39 <i>Euro 55,698,572.21</i>
Contributions in arrears	US\$ 55,700,586.27 <i>Euro 8,194,612.60</i>	US\$ 66,331,082.90
Total	US\$ 120,566,398.44 <i>Euro 60,829,229.91</i>	US\$ 110,526,167.29 <i>Euro 55,698,572.21</i>

^a Appendix B sets out full details of receipts during 2005.

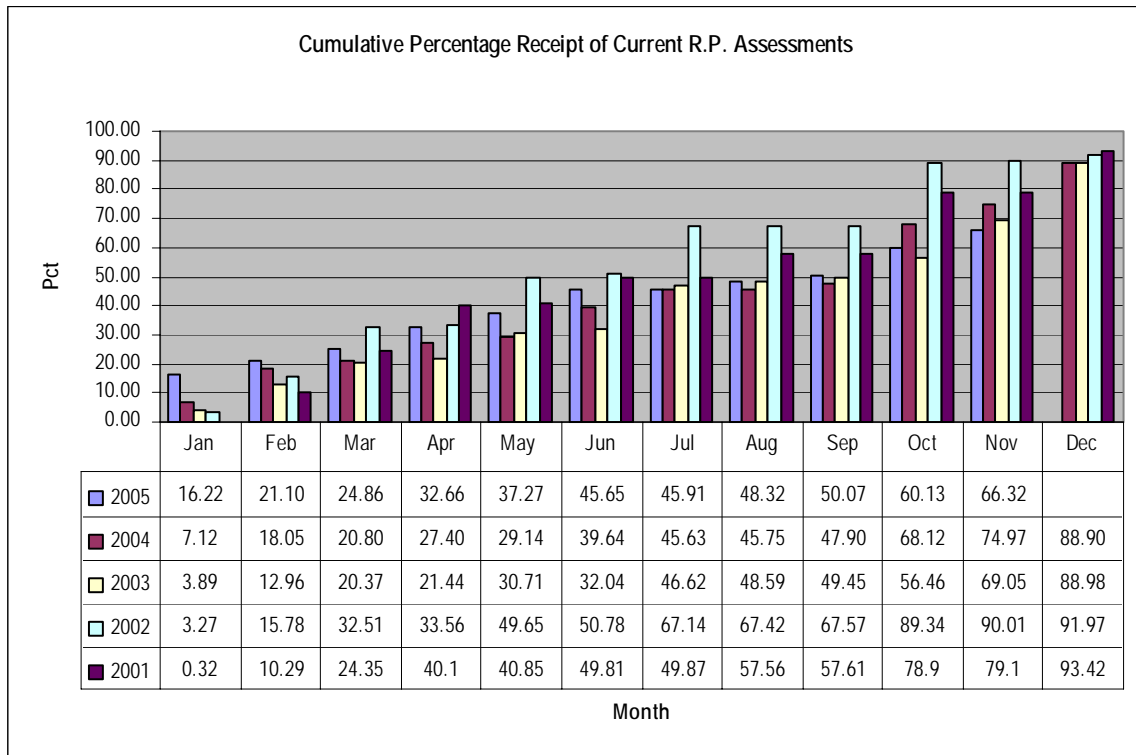
^b Contributions in arrears include amounts payable under Conference authorized instalment plans.

^c Of which US\$1,400,000 relates to the Tax Equalization Fund for 2005 and US\$1,400,000 for 2004.

^d Contributions in arrears at 1 January includes the previous year end balance carried forward plus arrears instalments due 1 January, less any new instalment plans approved by the Conference and New Member contributions where applicable.

Current Assessments

4. The following statistics show the cumulative percentage receipts of current assessments over the past five years.



Receipt figures for 2004 and 2005 are the aggregate of USDollar and €uro receipts. All figures are at month end.

5. The position of the 2005 assessments of Member Nations at 14 November 2005, compared to the same date during the four preceding years was as follows:

Number of Member Nations

	2005 US\$	2005 €uro	2004 US\$	2004 €uro	2003	2002	2001
Paid in full	115	104	109	87	96	96	71
Part paid	13	15	18	16	20	22	27
No payment	59	68	60	84	67	65	81
Total	187	187	187	187	183	183	179

Contributions in arrears

6. The position of Member Nations with arrears of contributions at 14 November 2005 was as follows:

Number of Member Nations

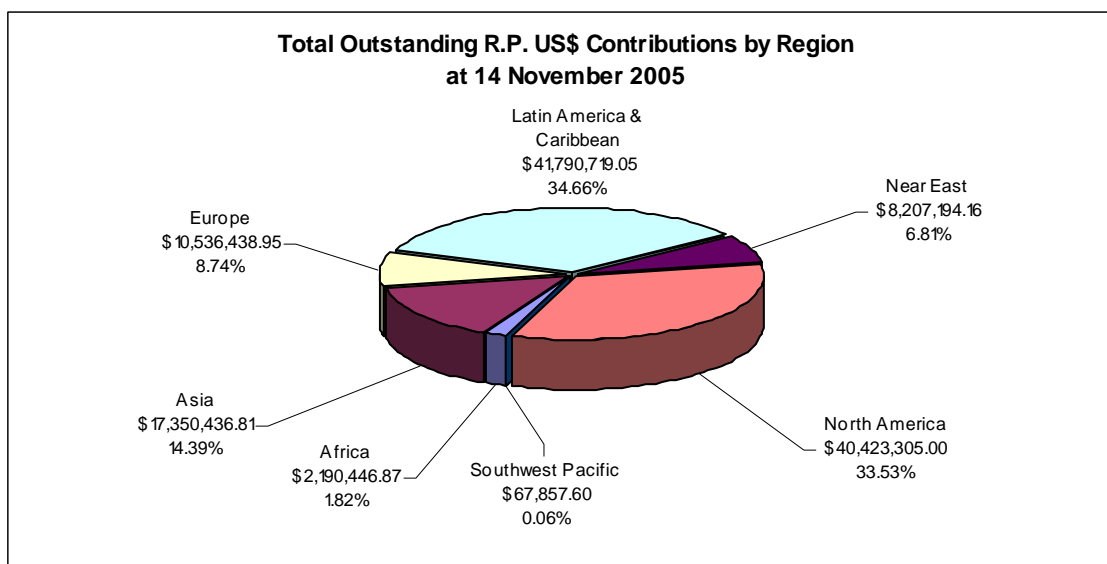
With arrears at 1 January 2005	101	
Arrears paid in full (<i>Appendix D</i>)		37
Arrears partially paid (<i>Appendix E</i>)		30
No payment (<i>Appendix F</i>)		34
With arrears at 14 November 2005 (<i>Appendix C</i>)	64	

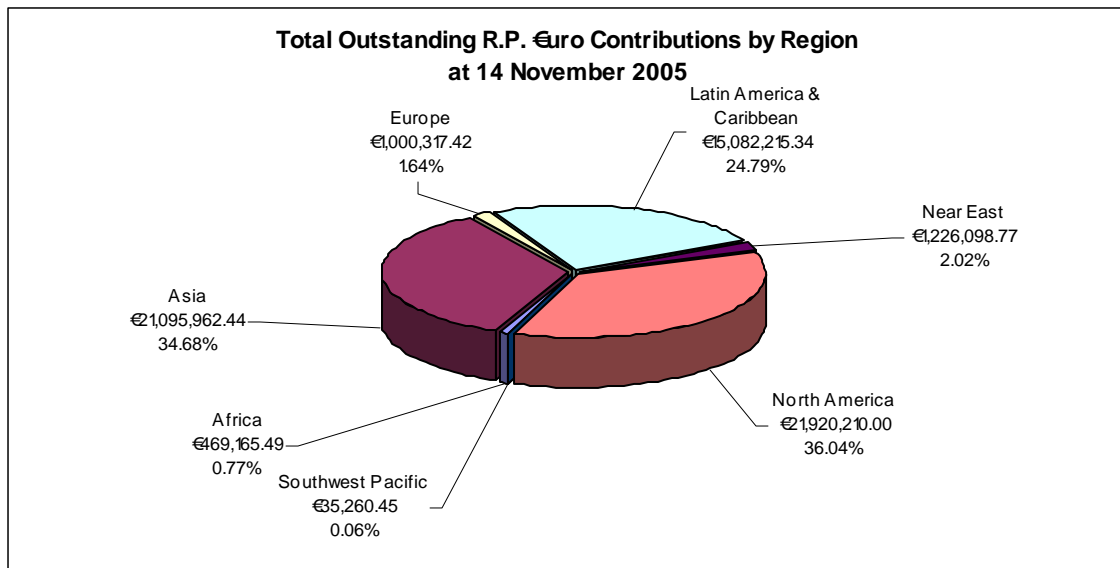
7. **Additional information regarding arrears due at 14 November 2005**

- The total arrears at 14 November was \$55,700,586.27 and € 8,194,612.60 (*Appendix B/Appendix C*) equivalent to 17.30 percent of current assessments.
- Five Member Nations had arrears in excess of US\$1 million (*Appendix C*).
- Arrears exceeding US\$1 million accounted for 83.25 percent of the total arrears due.
- Thirty-one Member Nations had arrears in such amounts as to jeopardise their right to vote in accordance with Article III.4 of the Constitution (*Appendix G*).

Total Contributions Outstanding

8. The following charts show the geographical distribution of the total of all Regular Programme contributions outstanding in US Dollars and Euro at 14 November 2005.





Regular Programme Contributions

Status As at: 14 November 2005

Appendix B
Page 1 of 5 pages

Member Nations	Receipts: 1/		Outstanding Contributions				Total Outstanding	
	Amounts received year to date3/		Relating to 2005 Assessments		Arrears: 2004 and prior assessments 2/			
	US\$	€uro	US\$	€uro	US\$	€uro	US\$	€uro
Afghanistan	-	-	15,313.80	15,770.78	269,920.12	15,770.78	285,233.92	31,541.56
Albania	-	5,251.11	5,098.95	-	5,082.98	-	10,181.93	-
Algeria	119,156.31	122,712.00	-	-	-	-	-	-
Angola	3,404.95	3,506.55	-	-	-	-	-	-
Antigua and Barbuda	7,356.84	-	3,404.95	3,506.55	332,825.98	3,506.55	336,230.93	7,013.10
Argentina	-	-	1,955,898.17	2,014,263.20	19,555,227.17	2,014,263.20	21,511,125.34	4,028,526.40
Armenia	3,404.95	3,506.55	-	-	-	-	-	-
Australia	2,769,579.59	2,852,225.31	-	-	-	-	-	-
Austria	1,612,032.10	1,661,390.55	-	-	-	-	-	-
Azerbaijan	132,492.16	7,013.11	6,809.90	-	998,648.10	-	1,005,458.00	-
Bahamas	20,429.70	21,039.33	-	-	-	-	-	-
Bahrain	30,644.55	31,559.00	-	-	-	-	-	-
Bangladesh	17,024.75	17,532.78	-	-	-	-	-	-
Barbados	15,313.80	19,722.35	-	-	-	-	-	-
Belgium	1,921,848.67	1,979,197.65	-	-	-	-	-	-
Belize	1,694.01	1,744.56	-	-	-	-	-	-
Benin	3,404.95	2,383.45	-	1,123.10	-	-	-	1,123.10
Bhutan	1,694.01	1,744.56	-	-	-	-	-	-
Bolivia	-	-	13,619.80	14,026.22	20,070.10	51.68	33,689.90	14,077.90
Bosnia and Herzegovina	6,809.90	7,013.11	-	-	-	-	-	-
Botswana	17,024.75	35,065.56	-	-	-	-	-	-
Brazil	6,479,551.18	-	4,068,407.11	4,189,810.51	11,633,987.36	4,189,810.51	15,702,394.47	8,379,621.02
Bulgaria	18,167.71	-	3,955.99	22,783.89	-	-	3,955.99	22,783.89
Burkina Faso	3,404.95	3,506.55	-	-	-	-	-	-
Burundi	4,456.71	-	1,694.01	1,744.56	139,920.70	1,744.56	141,614.71	3,489.12
Cambodia	-	-	3,404.95	3,506.55	30,896.00	-	34,300.95	3,506.55
Cameroon	50,055.59	31,541.56	-	-	-	-	-	-
Canada	4,354,372.09	4,484,308.84	-	-	-	-	-	-
Cape Verde	-	-	1,694.01	1,744.56	1,693.18	1,744.56	3,387.19	3,489.12
Central African Republic	-	-	1,694.01	1,744.56	207,339.13	1,744.56	209,033.14	3,489.12
Chad	121,733.12	1,744.56	-	-	-	-	-	-
Chile	599,781.00	-	-	371,642.55	148,957.39	371,642.55	148,957.39	743,285.10
China	2,607,869.88	2,685,690.08	-	-	-	210,690.08	-	210,690.08
Colombia	1,242,593.40	159,485.02	342,155.13	352,365.22	-	192,880.20	342,155.13	545,245.42
Comoros	-	-	1,694.01	1,744.56	269,637.51	1,744.56	271,331.52	3,489.12
Congo	1,694.01	1,744.56	-	-	-	-	-	-
Cook Islands	3,388.02	3,489.12	-	-	-	-	-	-
Costa Rica	18,095.15	-	21,742.62	35,065.55	190,748.01	35,065.55	212,490.63	70,131.10
Cote d'Ivoire	-	-	15,313.80	15,770.78	-	15,770.78	15,313.80	31,541.56
Croatia	-	68,369.11	66,388.05	-	-	-	66,388.05	-
Cuba	-	-	51,074.25	52,598.33	124,630.45	52,598.33	175,704.70	105,196.66
Cyprus	64,694.05	66,624.55	-	-	-	-	-	-
Czech Republic	345,560.08	355,871.77	-	-	-	-	-	-

Regular Programme Contributions

Status As at: 14 November 2005

Appendix B
Page 2 of 5 pages

Member Nations	Receipts: 1/		Outstanding Contributions				Total Outstanding	
	Amounts received year to date3/		Relating to 2005 Assessments		Arrears: 2004 and prior assessments 2/			
	US\$	€uro	US\$	€uro	US\$	€uro	US\$	€uro
D.P.Rep. of Korea	30,627.60	31,541.56	-	-	-	-	-	-
Democratic Republic of Congo	-	-	6,809.90	7,013.11	34,612.00	7,013.11	41,421.90	14,026.22
Denmark	1,274,992.86	1,313,039.32	-	-	-	-	-	-
Djibouti	-	-	1,694.01	1,744.56	1,168.41	1,744.56	2,862.42	3,489.12
Dominica	-	3,489.12	1,694.01	-	14,575.63	-	16,269.64	-
Dominican Republic	-	-	39,148.45	40,316.66	622,721.12	40,316.66	661,869.57	80,633.32
Ecuador	67,376.20	81,155.10	-	6,491.34	-	-	-	6,491.34
Egypt	137,892.01	142,006.78	-	-	-	-	-	-
El Salvador	30,644.55	31,559.00	-	-	-	-	-	-
Equatorial Guinea	405.49	-	1,288.52	1,744.56	-	-	1,288.52	1,744.56
Eritrea	1,694.01	1,744.56	-	-	-	-	-	-
Estonia	17,024.75	17,532.78	-	-	-	-	-	-
Ethiopia	6,809.90	7,013.11	-	-	-	-	-	-
Fiji	45,366.82	14,026.22	-	-	-	-	-	-
Finland	888,573.38	915,088.88	-	-	-	-	-	-
France	11,006,814.43	11,335,263.56	-	-	-	-	-	-
Gabon	64,808.36	-	23,834.65	24,545.89	3,279.43	24,545.89	27,114.08	49,091.78
Gambia	-	-	1,694.01	1,744.56	102,507.45	1,744.56	104,201.46	3,489.12
Georgia	35,226.76	234.41	-	8,757.66	-	8,523.25	-	17,280.91
Germany	16,629,369.48	17,125,598.61	-	-	-	-	-	-
Ghana	8,503.90	17,515.32	-	-	-	-	-	-
Greece	917,523.93	944,903.32	-	-	-	-	-	-
Grenada	-	-	1,694.01	1,744.56	35,564.10	1,744.56	37,258.11	3,489.12
Guatemala	-	-	45,958.35	47,329.78	23,248.87	47,329.78	69,207.22	94,659.56
Guinea	-	-	5,098.95	5,251.11	6,717.19	5,251.11	11,816.14	10,502.22
Guinea-Bissau	-	-	1,694.01	1,744.56	97,348.13	1,744.56	99,042.14	3,489.12
Guyana	1,694.01	1,829.82	-	650.24	-	-	-	650.24
Haiti	3,404.95	3,506.55	-	-	-	-	-	-
Honduras	8,503.90	39.82	-	8,757.66	-	3,392.07	-	12,149.73
Hungary	204,280.06	210,375.88	-	-	-	-	-	-
Iceland	56,173.20	57,849.44	-	-	-	-	-	-
India	580,467.75	597,789.22	-	-	-	-	-	-
Indonesia	-	701,241.32	340,461.12	-	-	-	340,461.12	-
Iran, Islamic Republic of	423,941.00	476,840.00	463,022.38	476,838.44	119,700.74	-	582,723.12	476,838.44
Iraq	456,394.65	-	6,610.79	238,410.89	5,469,519.54	238,410.89	5,476,130.33	476,821.78
Ireland	500,459.90	515,393.88	-	-	-	-	-	-
Israel	470,996.00	485,010.00	240,146.61	242,504.32	-	-	240,146.61	242,504.32
Italy	8,621,519.87	8,878,790.55	-	-	-	-	-	-
Jamaica	6,809.90	14,026.22	-	-	-	-	-	-
Japan	16,610,430.51	17,106,094.49	16,610,430.50	17,106,094.49	-	-	16,610,430.50	17,106,094.49
Jordan	45,534.80	-	13,619.80	14,026.22	-	14,026.22	13,619.80	28,052.44
Kazakhstan	265,129.83	65,016.68	-	-	-	-	-	-
Kenya	8,252.25	14,026.22	5,367.55	-	-	-	5,367.55	-

Regular Programme Contributions
Status As at: 14 November 2005

Member Nations	Receipts: 1/		Outstanding Contributions				Total Outstanding	
	Amounts received year to date3/		Relating to 2005 Assessments		Arrears: 2004 and prior assessments 2/			
	US\$	€uro	US\$	€uro	US\$	€uro	US\$	€uro
Kiribati	9,900.58	3,489.12	-	-	-	-	-	-
Korea, Republic of	3,150,883.18	3,244,907.19	-	3,244,907.19	-	-	-	3,244,907.19
Kuwait	250,238.42	257,705.66	-	-	-	-	-	-
Kyrgyz Republic	-	-	1,694.01	1,744.56	865,576.63	1,744.56	867,270.64	3,489.12
Laos	1,694.01	1,744.56	-	-	-	-	-	-
Latvia	124,496.17	17,532.78	-	-	752,232.12	-	752,232.12	-
Lebanon	20,429.70	21,039.33	20,429.70	21,039.33	-	-	20,429.70	21,039.33
Lesotho	1,694.01	1,744.56	-	-	-	-	-	-
Liberia	-	-	1,694.01	1,744.56	336,682.73	1,744.56	338,376.74	3,489.12
Libya	114,057.36	117,460.89	-	-	-	-	-	-
Lithuania	213,961.68	29,797.00	-	-	-	-	-	-
Luxembourg	136,181.06	140,244.78	-	-	-	-	-	-
Madagascar	5,098.95	3,501.33	-	1,749.78	-	-	-	1,749.78
Malawi	5,747.79	4,894.21	-	2,118.89	-	-	-	2,118.89
Malaysia	400,039.28	411,826.66	-	150.00	-	-	-	150.00
Maldives	1,694.01	1,744.56	-	-	-	-	-	-
Mali	3,404.95	3,506.55	-	-	-	-	-	-
Malta	25,528.65	26,290.44	-	-	-	-	-	-
Marshall Islands	-	-	1,694.01	1,744.56	1,694.01	1,744.56	3,388.02	3,489.12
Mauritania	-	-	1,694.01	1,744.56	-	-	1,694.01	1,744.56
Mauritius	18,718.75	19,277.33	-	-	-	-	-	-
Mexico	1,069,839.00	1,903,815.42	778,811.71	-	-	-	778,811.71	-
Micronesia	1,694.01	419.33	-	1,744.56	-	258.29	-	2,002.85
Moldova	93,404.95	3,706.11	-	753.65	-	-	-	753.65
Monaco	6,809.90	7,013.11	-	-	-	-	-	-
Mongolia	1,694.01	3,489.12	-	-	-	-	-	-
Morocco	74,891.96	77,126.78	-	-	-	-	-	-
Mozambique	1,694.01	1,744.56	-	-	-	-	-	-
Myanmar, Union of	17,024.75	17,740.34	-	-	-	-	-	-
Namibia	23,817.70	-	-	12,264.22	-	12,264.22	-	24,528.44
Nauru	-	-	1,694.01	1,744.56	8,948.51	1,744.56	10,642.52	3,489.12
Nepal	13,619.80	14,026.22	-	-	-	-	-	-
Netherlands	2,958,528.91	3,046,812.97	-	-	-	-	-	-
New Zealand	410,237.19	422,478.88	-	-	-	-	-	-
Nicaragua	-	-	1,694.01	1,744.56	140,664.69	1,744.56	142,358.70	3,489.12
Niger	1,694.01	1,744.56	-	-	-	-	-	-
Nigeria	-	-	115,751.36	119,205.44	218,930.85	119,205.44	334,682.21	238,410.88
Niue	-	-	1,694.01	1,744.56	-	-	1,694.01	1,744.56
Norway	1,099,663.34	1,132,477.88	-	-	-	-	-	-
Oman	103,842.51	106,941.22	-	-	-	-	-	-
Pakistan	87,678.57	33,888.97	26,256.19	106,941.22	-	73,052.25	26,256.19	179,993.47
Palau	600.00	-	1,694.01	1,744.56	1,094.01	1,744.56	2,788.02	3,489.12
Panama	61,611.30	57,292.65	-	5,825.35	-	-	-	5,825.35

Regular Programme Contributions

Status As at: 14 November 2005

Member Nations	Receipts: 1/		Outstanding Contributions				Total Outstanding	
	Amounts received year to date3/		Relating to 2005 Assessments		Arrears: 2004 and prior assessments 2/			
	US\$	€uro	US\$	€uro	US\$	€uro	US\$	€uro
Papua New Guinea	10,214.85	10,519.67	-	10,519.67	10,201.30	-	10,201.30	10,519.67
Paraguay	32,974.66	-	27,239.60	28,052.44	159,162.39	28,052.44	186,401.99	56,104.88
Peru	387,016.80	-	200,875.11	206,869.33	582,610.99	206,869.33	783,486.10	413,738.66
Philippines	397,600.31	-	22,507.95	175,310.33	316,480.10	175,310.33	338,988.05	350,620.66
Poland	643,450.86	-	-	662,651.77	-	-	-	662,651.77
Portugal	786,441.82	809,909.66	-	-	-	-	-	-
Qatar	115,768.30	119,222.88	-	-	-	-	-	-
Romania	98,726.61	101,672.66	-	-	-	-	-	-
Rwanda	1,694.01	2,284.60	-	-	-	-	-	-
Saint Lucia	3,404.95	3,506.55	-	-	-	-	-	-
Samoa	-	-	1,694.01	1,744.56	-	-	1,694.01	1,744.56
San Marino	3,404.95	3,506.55	-	-	-	-	-	-
Sao Tome and Principe	-	-	1,694.01	1,744.56	266,858.13	1,744.56	268,552.14	3,489.12
Saudi Arabia, Kingdom of	943,052.58	830,290.17	-	147,938.98	-	-	-	147,938.98
Senegal	8,503.90	8,757.66	-	-	-	-	-	-
Serbia and Montenegro	-	-	34,049.50	35,065.55	-	-	34,049.50	35,065.55
Seychelles	-	-	3,404.95	3,506.55	142,679.55	3,506.55	146,084.50	7,013.10
Sierra Leone	56,871.41	-	1,694.01	1,744.56	142,902.46	1,744.56	144,596.47	3,489.12
Slovakia	73,197.95	75,382.22	-	-	-	-	-	-
Slovenia	137,892.01	142,006.78	-	-	-	-	-	-
Solomon Islands	-	-	1,694.01	1,744.56	34,061.70	1,744.56	35,755.71	3,489.12
Somalia	-	-	1,694.01	1,744.56	342,762.13	1,744.56	344,456.14	3,489.12
South Africa	694,525.11	715,250.10	-	-	-	-	-	-
Spain	4,287,560.53	4,415,503.59	-	-	-	-	-	-
Sri Lanka	27,239.60	28,052.44	-	-	-	-	-	-
St Kitts and Nevis	1,637.17	3,489.12	56.84	-	-	-	56.84	-
St Vincent and the Grenadines	10.31	1,744.56	1,683.70	-	-	-	1,683.70	-
Sudan	-	-	10,214.85	10,519.67	31,434.27	10,519.67	41,649.12	21,039.34
Suriname	61,556.55	-	3,404.95	3,506.55	20,735.93	3,506.55	24,140.88	7,013.10
Swaziland	-	-	3,404.95	3,506.55	-	-	3,404.95	3,506.55
Sweden	1,747,789.66	1,799,944.62	-	-	-	-	-	-
Switzerland	2,168,682.14	2,233,396.76	-	-	-	-	-	-
Syria	136,181.06	280,489.56	-	-	-	-	-	-
Tajikistan	3,300.00	-	-	1,744.56	145,981.07	26.69	145,981.07	1,771.25
Tanzania	6,809.90	7,013.11	-	-	-	-	-	-
Thailand	500,459.90	515,393.88	-	-	-	-	-	-
The Former Yug. Rep. Of Macedonia	10,214.85	10,519.67	-	-	-	-	-	-
Timor-Leste	4,194.35	1,744.56	-	-	-	-	-	-
Togo	1,694.01	1,744.56	-	-	-	-	-	-
Tonga	1,694.01	1,744.56	-	-	-	-	-	-
Trinidad and Tobago	27,239.60	28,052.44	-	-	-	-	-	-
Tunisia	51,074.25	75,427.81	-	-	-	29,768.85	-	29,768.85
Turkey	748,987.37	912,836.55	-	-	-	-	-	-

Regular Programme Contributions

Status As at: 14 November 2005

Appendix B
Page 5 of 5 pages

Member Nations	Receipts: 1/		Outstanding Contributions				Total Outstanding	
	Amounts received year to date3/		Relating to 2005 Assessments		Arrears: 2004 and prior assessments 2/			
	US\$	€uro	US\$	€uro	US\$	€uro	US\$	€uro
Turkmenistan	-	-	5,098.95	5,251.11	421,661.85	5,251.11	426,760.80	10,502.22
Tuvalu	1,694.01	-	-	1,744.56	-	58.65	-	1,803.21
Uganda	-	9,294.54	8,503.90	403.75	-	-	8,503.90	403.75
Ukraine	90,222.70	102,564.79	-	-	-	-	-	-
United Arab Emirates	343,849.13	354,109.77	-	-	-	-	-	-
United Kingdom	9,423,715.93	9,704,924.57	-	-	-	-	-	-
United States of America	17,258,642.00	16,460,000.00	38,668,110.00	21,920,210.00	1,755,195.00	-	40,423,305.00	21,920,210.00
Uruguay	768,319.92	140,244.78	136,181.06	140,244.78	136,181.06	-	272,362.12	140,244.78
Uzbekistan	15,230.73	19,277.33	18,718.75	19,277.33	-	-	18,718.75	19,277.33
Vanuatu	-	-	1,694.01	1,744.56	-	1,744.56	1,694.01	3,489.12
Venezuela	354,063.98	364,629.44	354,063.98	364,629.44	-	-	354,063.98	364,629.44
Viet Nam	27,239.60	56,008.34	-	-	-	-	-	-
Yemen	10,137.75	10,433.60	77.10	86.07	-	-	77.10	86.07
Yugoslavia	-	-	-	-	8,405,308.00	-	8,405,308.00	-
Zambia	9,919.52	550.15	-	3,506.55	-	2,956.40	-	6,462.95
Zimbabwe	-	-	13,619.80	14,026.22	-	-	13,619.80	14,026.22
Total	135,022,596.02	127,243,394.66	64,865,812.17	52,634,617.31	55,700,586.27	8,194,612.60	120,566,398.44	60,829,229.91

1/ Of US dollar receipts, US\$105,934,687.83 credited to 2005 assessments, US\$29,087,908.19 to arrears. Of Euro receipts, €121,820,882.69 credited to 2005 assessments, €5,422,511.97 to arrears.

2/ Includes Arrears Instalments of US\$588,454.71 due in 2005.

3/ Includes advances carried forward from previous years.

Conference Authorized Arrears Instalments - Summary

Member Nations	Receipts	Instalments			Total Outstanding
		Due in 2005		Due in future Years	
	US\$	US\$		US\$	US\$
Armenia	25,000.00	-		1,553,298.63	1,553,298.63
Bolivia		20,070.10		80,280.47	100,350.57
Cambodia		30,896.00		-	30,896.00
Georgia	20,000.00	-		1,297,323.08	1,297,323.08
Kazakhstan	217,460.53	-		652,381.58	652,381.58
Lithuania	185,028.08	-		925,140.40	925,140.40
Moldova	90,000.00	-		874,658.63	874,658.63
Total	537,488.61	50,966.10		5,383,082.79	5,434,048.89

Member Nations with Arrears of Contributions as at 14 November 2005

No.	Member Nation	Arrears Outstanding					Total Arrears
		2004	2003	2002	2001	Prior	
1	Argentina	\$ 1,955,898.17 € 2,014,263.20	\$ 3,726,625.71	\$ 3,760,717.29	\$ 3,739,626.50	\$ 6,372,359.50	\$ 19,555,227.17 € 2,014,263.20
2	Brazil	\$ 4,068,407.11 € 4,189,810.51	\$ 7,565,580.25				\$ 11,633,987.36 € 4,189,810.51
3	Iraq		\$ 441,094.09	\$ 332,207.45	\$ 411,584.00	\$ 4,284,634.00	\$ 5,469,519.54 € 238,410.89
4	United States of America	€ 238,410.89 \$ 2,345.00				\$ 1,752,850.00	\$ 1,755,195.00 € -
5	Yugoslavia					\$ 8,405,308.00	\$ 8,405,308.00
	Arrears over \$1,000,000	\$ 6,026,650.28 € 6,442,484.60	\$ 11,733,300.05 € -	\$ 4,092,924.74 € -	\$ 4,151,210.50 € -	\$ 20,815,151.50 € -	\$ 46,819,237.07 € 6,442,484.60
6	Afghanistan	\$ 15,313.80 € 15,770.78	\$ 29,189.11	\$ 22,577.21	\$ 25,724.00	\$ 177,116.00	\$ 269,920.12 € 15,770.78
7	Antigua and Barbuda	\$ 3,404.95 € 3,506.55	\$ 6,482.89	\$ 6,450.63		\$ 316,487.51	\$ 332,825.98 € 3,506.55
8	Azerbaijan	\$ 6,809.90	\$ 12,965.76	\$ 12,901.26	\$ 12,862.00	\$ 953,109.18	\$ 998,648.10 € -
9	Chile		\$ 148,957.39				\$ 148,957.39 € 371,642.55
10	China	€ 371,642.55					\$ - € 210,690.08
11	Comoros	\$ 210,690.08 \$ 1,694.01 € 1,744.56	\$ 3,225.31	\$ 3,225.31	\$ 3,215.50	\$ 258,277.38	\$ 269,637.51 € 1,744.56
12	Dominican Republic	\$ 39,148.45 € 40,316.66		\$ 74,182.25	\$ 73,956.50	\$ 435,433.92	\$ 622,721.12 € 40,316.66
13	Kyrgyz Republic	\$ 1,694.01 € 1,744.56	\$ 3,225.31	\$ 3,225.31	\$ 3,215.50	\$ 854,216.50	\$ 865,576.63 € 1,744.56
14	Latvia			\$ 32,253.15	\$ 32,155.00	\$ 687,823.97	\$ 752,232.12 € -
15	Liberia	\$ 1,694.01 € 1,744.56	\$ 3,225.31	\$ 3,225.31	\$ 3,215.50	\$ 325,322.60	\$ 336,682.73 € 1,744.56
16	Nigeria	\$ 115,751.36 € 119,205.44	\$ 103,179.49				\$ 218,930.85 € 119,205.44
17	Peru	\$ 200,875.11 € 206,869.33	\$ 381,735.88				\$ 582,610.99 € 206,869.33
18	Philippines			\$ 241,703.52	\$ 74,776.58		\$ 316,480.10 € 175,310.33
19	Sao Tome and Principe	\$ 175,310.33 \$ 1,694.01 € 1,744.56	\$ 3,225.31	\$ 3,225.31	\$ 3,215.50	\$ 255,498.00	\$ 266,858.13 € 1,744.56
20	Somalia	\$ 1,694.01 € 1,744.56	\$ 3,225.31	\$ 3,225.31	\$ 3,215.50	\$ 331,402.00	\$ 342,762.13 € 1,744.56
21	Turkmenistan	\$ 5,098.95 € 5,251.11	\$ 9,740.45	\$ 9,675.95	\$ 9,646.50	\$ 387,500.00	\$ 421,661.85 € 5,251.11
	Arrears \$250,000 to \$1,000,000	\$ 394,872.57 € 1,157,285.63	\$ 708,377.52 € -	\$ 415,870.52 € -	\$ 245,198.08 € -	\$ 4,982,187.06 € -	\$ 6,746,505.75 € 1,157,285.63

Member Nations with Arrears of Contributions as at 14 November 2005

No.	Member Nation	Arrears Outstanding					Total Arrears
		2004	2003	2002	2001	Prior	
22	Albania	\$ 5,082.98					\$ 5,082.98
23	Bolivia	\$ 20,070.10					\$ -
		€ 51.68					€ 20,070.10
24	Burundi	\$ 1,694.01		\$ 3,225.31		\$ 135,001.38	\$ 139,920.70
		€ 1,744.56					€ 1,744.56
25	Cambodia	\$ 30,896.00					\$ 30,896.00
							€ -
26	Cape Verde	\$ 1,693.18					\$ 1,693.18
		€ 1,744.56					€ 1,744.56
27	Central African Republic	\$ 1,694.01	\$ 3,225.31	\$ 3,225.31	\$ 3,215.50	\$ 195,979.00	\$ 207,339.13
		€ 1,744.56					€ 1,744.56
28	Colombia						\$ -
		€ 192,880.20					€ 192,880.20
29	Costa Rica	\$ 8,163.15	\$ 63,068.87	\$ 64,506.30	\$ 55,009.69		\$ 190,748.01
		€ 35,065.55					€ 35,065.55
30	Cote d'Ivoire						\$ -
		€ 15,770.78					€ 15,770.78
31	Cuba	\$ 51,074.25	\$ 73,556.20				\$ 124,630.45
		€ 52,598.33					€ 52,598.33
32	Democratic Republic of Congo	\$ 6,809.90	\$ 12,965.76		\$ 12,862.00	\$ 1,974.34	\$ 34,612.00
		€ 7,013.11					€ 7,013.11
33	Djibouti	\$ 1,168.41					\$ 1,168.41
		€ 1,744.56					€ 1,744.56
34	Dominica	\$ 1,694.01	\$ 3,225.31	\$ 3,225.31	\$ 3,215.50	\$ 3,215.50	\$ 14,575.63
							€ -
35	Gabon	\$ 3,279.43					\$ 3,279.43
		€ 24,545.89					€ 24,545.89
36	Gambia		\$ 3,225.31		\$ 64,138.12	\$ 35,144.02	\$ 102,507.45
		€ 1,744.56					€ 1,744.56
37	Georgia						\$ -
		€ 8,523.25					€ 8,523.25
38	Grenada	\$ 1,694.01				\$ 33,870.09	\$ 35,564.10
		€ 1,744.56					€ 1,744.56
39	Guatemala	\$ 23,248.87					\$ 23,248.87
		€ 47,329.78					€ 47,329.78
40	Guinea	\$ 5,098.95	\$ 1,618.24				\$ 6,717.19
		€ 5,251.11					€ 5,251.11
41	Guinea-Bissau	\$ 1,694.01	\$ 3,225.31	\$ 3,225.31	\$ 3,215.50	\$ 85,988.00	\$ 97,348.13
		€ 1,744.56					€ 1,744.56
42	Honduras						\$ -
		€ 3,392.07					€ 3,392.07
43	Iran, Islamic Republic of	\$ 119,700.74					\$ 119,700.74
							€ -
44	Jordan						\$ -
		€ 14,026.22					€ 14,026.22
45	Marshall Islands	\$ 1,694.01					\$ 1,694.01
		€ 1,744.56					€ 1,744.56
46	Micronesia						\$ -
		€ 258.29					€ 258.29

Member Nations with Arrears of Contributions as at 14 November 2005

No.	Member Nation	Arrears Outstanding					Total Arrears
		2004	2003	2002	2001	Prior	
47	Namibia	€ 12,264.22					\$ -
48	Nauru	\$ 1,694.01	\$ 3,225.31	\$ 4,029.19			€ 12,264.22
49	Nicaragua	€ 1,744.56					\$ 8,948.51
50	Pakistan	\$ 1,694.01	\$ 3,225.31	\$ 3,225.31	\$ 3,215.50	\$ 129,304.56	€ 1,744.56
51	Palau	€ 1,744.56					\$ 140,664.69
52	Papua New Guinea	\$ 10,201.30					€ 1,744.56
53	Paraguay	\$ 27,239.60	\$ 51,895.32	\$ 51,605.04	\$ 28,422.43		\$ -
54	Seychelles	€ 28,052.44	\$ 6,482.89	\$ 6,450.63	\$ 6,431.00	\$ 119,910.08	€ 73,052.25
55	Sierra Leone	\$ 3,404.95	\$ 6,482.89	\$ 809.85	\$ 3,215.50	\$ 133,957.79	\$ 1,094.01
56	Solomon Islands	€ 3,506.55					€ 1,744.56
57	Sudan	\$ 1,694.01	\$ 3,225.31	\$ 3,225.31	\$ 3,215.50	\$ 22,701.57	\$ 1,744.56
58	Suriname	€ 1,744.56					\$ 34,061.70
59	Tajikistan	\$ 1,694.01	\$ 3,225.31	\$ 3,225.31	\$ 3,215.50	\$ 145,981.07	€ 1,744.56
60	Tunisia	€ 10,214.85	\$ 19,448.65	\$ 1,770.77			\$ 31,434.27
61	Tuvalu	€ 10,519.67					€ 10,519.67
62	Uruguay	\$ 3,404.95	\$ 6,482.89			\$ 10,848.09	\$ 20,735.93
63	Vanuatu	€ 3,506.55					€ 3,506.55
64	Zambia	€ 26.69					\$ 145,981.07
		€ 29,768.85					€ 26.69
		€ 58.65					\$ -
		\$ 136,181.06					\$ 29,768.85
		€ 1,744.56					\$ -
		€ 2,956.40					€ 58.65
							\$ 136,181.06
							€ -
							\$ -
							€ 1,744.56
							\$ -
							€ 2,956.40
	Arrears less than \$250,000	\$ 484,966.78	\$ 261,321.30	\$ 148,523.64	\$ 186,156.24	\$ 1,053,875.49	\$ 2,134,843.45
		€ 594,842.37	€ -	€ -	€ -	€ -	€ 594,842.37
	Total of all Member Nations	\$ 6,906,489.63	\$ 12,702,998.87	\$ 4,657,318.90	\$ 4,582,564.82	\$ 26,851,214.05	\$ 55,700,586.27
		€ 8,194,612.60	€ -	€ -	€ -	€ -	€ 8,194,612.60

Arrears paid in full during Calendar Year 2005 as at 14 November 2005

No	Member Nation	Arrears Paid US\$	Arrears Paid Euro
1	Austria	\$ -	€ 1,254.57
2	Barbados	\$ -	€ 3,951.57
3	Botswana	\$ -	€ 17,532.78
4	Cameroon	\$ 34,741.79	€ 15,770.78
5	Chad	\$ 120,039.11	€ -
6	Cook Islands	1694.01	€ 1,744.56
7	D.P.Rep. of Korea	\$ 15,313.80	€ 15,770.78
8	Ecuador	\$ 24,822.80	€ 43,823.22
9	Fiji	\$ 38,556.92	€ 7,013.11
10	Ghana	\$ -	€ 8,757.66
11	Guyana	\$ -	€ 735.50
12	Indonesia	\$ -	€ 350,620.66
13	Israel	\$ 4,708.65	€ -
14	Jamaica	\$ -	€ 7,013.11
15	Kazakhstan	\$ 217,460.53	€ 15,924.90
16	Kiribati	\$ 8,206.57	€ 1,744.56
17	Korea, Republic of	\$ -	€ 3,244,907.19
18	Lebanon	\$ 20,429.70	€ 21,039.33
19	Lithuania	\$ 185,028.08	€ -
20	Malawi	\$ 2,342.84	€ 3,506.55
21	Moldova	\$ 90,000.00	€ 953.21
22	Mongolia	\$ -	€ 1,744.56
23	Myanmar, Union of	\$ -	€ 207.56
24	Nepal	\$ 6,809.90	€ 7,013.11
25	Panama	\$ 30,966.75	€ 31,559.00
26	Qatar	\$ 57,884.15	€ 59,611.44
27	Rwanda	\$ -	€ 540.04
28	Saudi Arabia, Kingdom of	\$ -	€ 7,035.38
29	St Kitts and Nevis	\$ -	€ 1,744.56
30	Syria		€ 140,244.78
31	Timor-Leste	\$ 2,500.34	€ -
32	Turkey	\$ -	€ 141,499.00
33	Uganda	\$ -	€ 940.63
34	Ukraine	\$ -	€ 9,649.79
35	Uzbekistan	\$ 15,230.73	€ 19,277.33
36	Venezuela	\$ 354,063.98	€ 364,629.44
37	Viet Nam	\$ -	€ 27,955.90
Total of all Member Nations		\$ 1,230,800.65	€ 4,575,716.56

Arrears paid in part during Calendar Year 2005 as at 14 November 2005

No	Member Nation	Arrears Paid US\$	Arrears Paid Euro	Remaining Balance US\$	Remaining Balance Euro
1	Antigua and Barbuda	\$ 7,356.84	€ -	\$ 332,825.98	€ 3,506.55
2	Azerbaijan	\$ 132,492.16	€ -	\$ 998,648.10	€ -
3	Brazil	\$ 6,479,551.18	€ -	\$ 11,633,987.36	€ 4,189,810.51
4	Burundi	\$ 4,456.71	€ -	\$ 139,920.70	€ 1,744.56
5	Chile	\$ 238,907.12	€ -	\$ 148,957.39	€ 371,642.55
6	Colombia	\$ 1,242,593.40	€ 159,485.02	\$ -	€ 192,880.20
7	Costa Rica	\$ 5,788.27	€ -	\$ 190,748.01	€ 35,065.55
8	Dominica	\$ -	€ 1,744.56	\$ 14,575.63	€ -
9	Gabon	\$ 64,808.36	€ -	\$ 3,279.43	€ 24,545.89
10	Georgia	\$ 26,722.86	€ 234.41	\$ -	€ 8,523.25
11	Honduras	\$ -	€ 39.82	\$ -	€ 3,392.07
12	Iran, Islamic Republic of	\$ 423,941.00	€ 476,839.22	\$ 119,700.74	€ -
13	Iraq	\$ 231,502.72	€ -	\$ 5,469,519.54	€ 238,410.89
14	Jordan	\$ 45,534.80	€ -	\$ -	€ 14,026.22
15	Latvia	\$ 107,471.42	€ -	\$ 752,232.12	€ -
16	Micronesia	\$ -	€ 419.33	\$ -	€ 258.29
17	Namibia	\$ 11,908.85	€ -	\$ -	€ 12,264.22
18	Pakistan	\$ 10,092.25	€ 33,888.97	\$ -	€ 73,052.25
19	Palau	\$ 600.00	€ -	\$ 1,094.01	€ 1,744.56
20	Papua New Guinea	\$ -	€ 10,519.67	\$ 10,201.30	€ -
21	Paraguay	\$ 32,974.66	€ -	\$ 159,162.39	€ 28,052.44
22	Peru	\$ 387,016.80	€ -	\$ 582,610.99	€ 206,869.33
23	Philippines	\$ 249,877.70	€ -	\$ 316,480.10	€ 175,310.33
24	Sierra Leone	\$ 56,871.41	€ -	\$ 142,902.46	€ 1,744.56
25	Suriname	\$ 61,556.55	€ -	\$ 20,735.93	€ 3,506.55
26	Tajikistan	\$ 1,605.99	€ -	\$ 145,981.07	€ 26.69
27	Tunisia	\$ -	€ 22,829.48	\$ -	€ 29,768.85
28	United States of America	\$ 17,258,642.00	€ -	\$ 1,755,195.00	€ -
29	Uruguay	\$ 768,319.92	€ 140,244.78	\$ 136,181.06	€ -
30	Zambia	\$ 6,514.57	€ 550.15	\$ -	€ 2,956.40
Total of all Member Nations		\$ 27,857,107.54	€ 846,795.41	\$ 23,074,939.31	€ 5,619,102.71

Member Nations having made no payment in 2005 against outstanding arrears as at 14 November 2005

No.	Member Nation	Arrears Outstanding					Total Arrears
		2004	2003	2002	2001	Prior	
1	Afghanistan	\$ 15,313.80	\$ 29,189.11	\$ 22,577.21	\$ 25,724.00	\$ 177,116.00	\$ 269,920.12
		€ 15,770.78					€ 15,770.78
2	Albania	\$ 5,082.98					\$ 5,082.98
3	Argentina	\$ 1,955,898.17	\$ 3,726,625.71	\$ 3,760,717.29	\$ 3,739,626.50	\$ 6,372,359.50	\$ 19,555,227.17
		€ 2,014,263.20					€ 2,014,263.20
4	Bolivia	\$ 20,070.10					\$ 20,070.10
		€ 51.68					€ 51.68
5	Cambodia	\$ 30,896.00					\$ 30,896.00
6	Cape Verde	\$ 1,693.18					\$ 1,693.18
		€ 1,744.56					€ 1,744.56
7	Central African Republic	\$ 1,694.01	\$ 3,225.31	\$ 3,225.31	\$ 3,215.50	\$ 195,979.00	\$ 207,339.13
		€ 1,744.56					€ 1,744.56
8	China	€ 210,690.08					€ 210,690.08
9	Comoros	\$ 1,694.01	\$ 3,225.31	\$ 3,225.31	\$ 3,215.50	\$ 258,277.38	\$ 269,637.51
		€ 1,744.56					€ 1,744.56
10	Cote d'Ivoire	€ 15,770.78					€ 15,770.78
11	Cuba	\$ 51,074.25	\$ 73,556.20				\$ 124,630.45
		€ 52,598.33					€ 52,598.33
12	Democratic Republic of Congo	\$ 6,809.90	\$ 12,965.76		\$ 12,862.00	\$ 1,974.34	\$ 34,612.00
		€ 7,013.11					€ 7,013.11
13	Djibouti	\$ 1,168.41					\$ 1,168.41
		€ 1,744.56					€ 1,744.56
14	Dominican Republic	\$ 39,148.45		\$ 74,182.25	\$ 73,956.50	\$ 435,433.92	\$ 622,721.12
		€ 40,316.66					€ 40,316.66
15	Gambia		\$ 3,225.31		\$ 64,138.12	\$ 35,144.02	\$ 102,507.45
		€ 1,744.56					€ 1,744.56
16	Grenada	\$ 1,694.01				\$ 33,870.09	\$ 35,564.10
		€ 1,744.56					€ 1,744.56
17	Guatemala	\$ 23,248.87					\$ 23,248.87
		€ 47,329.78					€ 47,329.78
18	Guinea	\$ 5,098.95	\$ 1,618.24				\$ 6,717.19
		€ 5,251.11					€ 5,251.11
19	Guinea-Bissau	\$ 1,694.01	\$ 3,225.31	\$ 3,225.31	\$ 3,215.50	\$ 85,988.00	\$ 97,348.13
		€ 1,744.56					€ 1,744.56

Member Nations having made no payment in 2005 against outstanding arrears as at 14 November 2005

No.	Member Nation	Arrears Outstanding					Total Arrears
		2004	2003	2002	2001	Prior	
20	Kyrgyz Republic	\$ 1,694.01	\$ 3,225.31	\$ 3,225.31	\$ 3,215.50	\$ 854,216.50	\$ 865,576.63
		€ 1,744.56					€ 1,744.56
21	Liberia	\$ 1,694.01	\$ 3,225.31	\$ 3,225.31	\$ 3,215.50	\$ 325,322.60	\$ 336,682.73
		€ 1,744.56					€ 1,744.56
22	Marshall Islands	\$ 1,694.01					\$ 1,694.01
		€ 1,744.56					€ 1,744.56
23	Nauru	\$ 1,694.01	\$ 3,225.31	\$ 4,029.19			\$ 8,948.51
		€ 1,744.56					€ 1,744.56
24	Nicaragua	\$ 1,694.01	\$ 3,225.31	\$ 3,225.31	\$ 3,215.50	\$ 129,304.56	\$ 140,664.69
		€ 1,744.56					€ 1,744.56
25	Nigeria	\$ 115,751.36	\$ 103,179.49				\$ 218,930.85
		€ 119,205.44					€ 119,205.44
26	Sao Tome and Principe	\$ 1,694.01	\$ 3,225.31	\$ 3,225.31	\$ 3,215.50	\$ 255,498.00	\$ 266,858.13
		€ 1,744.56					€ 1,744.56
27	Seychelles	\$ 3,404.95	\$ 6,482.89	\$ 6,450.63	\$ 6,431.00	\$ 119,910.08	\$ 142,679.55
		€ 3,506.55					€ 3,506.55
28	Solomon Islands	\$ 1,694.01	\$ 3,225.31	\$ 3,225.31	\$ 3,215.50	\$ 22,701.57	\$ 34,061.70
		€ 1,744.56					€ 1,744.56
29	Somalia	\$ 1,694.01	\$ 3,225.31	\$ 3,225.31	\$ 3,215.50	\$ 331,402.00	\$ 342,762.13
		€ 1,744.56					€ 1,744.56
30	Sudan	\$ 10,214.85	\$ 19,448.65	\$ 1,770.77			\$ 31,434.27
		€ 10,519.67					€ 10,519.67
31	Turkmenistan	\$ 5,098.95	\$ 9,740.45	\$ 9,675.95	\$ 9,646.50	\$ 387,500.00	\$ 421,661.85
		€ 5,251.11					€ 5,251.11
32	Tuvalu						€ 58.65
33	Vanuatu	€ 58.65					€ 58.65
34	Yugoslavia	€ 1,744.56				\$ 8,405,308.00	€ 1,744.56
							\$ 8,405,308.00
	Total of all Member Nations	\$ 2,310,301.29	\$ 4,018,284.91	\$ 3,908,431.08	\$ 3,961,324.12	\$ 18,427,305.56	\$ 32,625,646.96
		€ 2,575,509.89	€ -	€ -	€ -	€ -	€ 2,575,509.89

Member Nations with Potential Voting Rights Problems at 14 November 2005

Member Nation	Amount in Arrears US\$	Amount in Arrears Euro	Euro Arrears Converted at Budget Rate into US\$	Consolidated Arrears Expressed in US\$	Contribution Due for Two Preceding years US\$	Contribution Due for Two Preceding years Euro	Euro Assessment Converted at Budget Rate into US\$	Consolidated Contributions Due for Two Preceding years	Minimum Payment required to Ensure Vote in US\$
1 Afghanistan	\$ 269,920.12	€ 15,770.78	\$ 18,767.23	\$ 288,687.35	\$ 44,502.91	€ 15,770.78	\$ 18,767.23	\$ 63,270.14	\$ 225,418.21
2 Antigua and Barbuda	\$ 332,825.98	€ 3,506.55	\$ 4,172.79	\$ 336,998.77	\$ 9,887.84	€ 3,506.55	\$ 4,172.79	\$ 14,060.63	\$ 322,939.14
3 Argentina	\$ 19,555,227.17	€ 2,014,263.20	\$ 2,396,973.21	\$ 21,952,200.38	\$ 5,682,523.88	€ 2,014,263.20	\$ 2,396,973.21	\$ 8,079,497.09	\$ 13,872,704.29
4 Azerbaijan	\$ 998,648.10	€ -	\$ -	\$ 998,648.10	\$ 19,775.66	€ 7,013.11	\$ 8,345.60	\$ 28,121.26	\$ 970,527.84
5 Burundi	\$ 139,920.70	€ 1,744.56	\$ 2,076.03	\$ 141,996.73	\$ 4,919.32	€ 1,744.56	\$ 2,076.03	\$ 6,995.35	\$ 135,002.38
6 Cambodia	\$ 30,896.00	€ -	\$ -	\$ 30,896.00	\$ 9,887.84	€ 3,506.55	\$ 4,172.79	\$ 14,060.63	\$ 16,836.37
7 Central African Republic	\$ 207,339.13	€ 1,744.56	\$ 2,076.03	\$ 209,415.16	\$ 4,919.32	€ 1,744.56	\$ 2,076.03	\$ 6,995.35	\$ 202,420.81
8 Comoros	\$ 269,637.51	€ 1,744.56	\$ 2,076.03	\$ 271,713.54	\$ 4,919.32	€ 1,744.56	\$ 2,076.03	\$ 6,995.35	\$ 264,719.19
9 Costa Rica	\$ 190,748.01	€ 35,065.55	\$ 41,728.00	\$ 232,476.01	\$ 98,910.59	€ 35,065.55	\$ 41,728.00	\$ 140,638.59	\$ 91,838.42
10 Democratic Republic of Congo	\$ 34,612.00	€ 7,013.11	\$ 8,345.60	\$ 42,957.60	\$ 19,775.66	€ 7,013.11	\$ 8,345.60	\$ 28,121.26	\$ 14,837.34
11 Dominica	\$ 14,575.63	€ -	\$ -	\$ 14,575.63	\$ 4,919.32	€ 1,744.56	\$ 2,076.03	\$ 6,995.35	\$ 7,581.28
12 Dominican Republic	\$ 622,721.12	€ 40,316.66	\$ 47,976.83	\$ 670,697.95	\$ 113,749.99	€ 40,316.66	\$ 47,976.83	\$ 161,726.82	\$ 508,972.13
13 Gambia	\$ 102,507.45	€ 1,744.56	\$ 2,076.03	\$ 104,583.48	\$ 4,919.32	€ 1,744.56	\$ 2,076.03	\$ 6,995.35	\$ 97,589.13
14 Grenada	\$ 35,564.10	€ 1,744.56	\$ 2,076.03	\$ 37,640.13	\$ 4,919.32	€ 1,744.56	\$ 2,076.03	\$ 6,995.35	\$ 30,645.78
15 Guinea-Bissau	\$ 97,348.13	€ 1,744.56	\$ 2,076.03	\$ 99,424.16	\$ 4,919.32	€ 1,744.56	\$ 2,076.03	\$ 6,995.35	\$ 92,429.81
16 Iraq	\$ 5,469,519.54	€ 238,410.89	\$ 283,708.96	\$ 5,753,228.50	\$ 672,596.81	€ 238,410.89	\$ 283,708.96	\$ 956,305.77	\$ 4,796,923.73
17 Kyrgyz Republic	\$ 865,576.63	€ 1,744.56	\$ 2,076.03	\$ 867,652.66	\$ 4,919.32	€ 1,744.56	\$ 2,076.03	\$ 6,995.35	\$ 860,658.31
18 Latvia	\$ 752,232.12	€ -	\$ -	\$ 752,232.12	\$ 49,471.42	€ 17,532.78	\$ 20,864.01	\$ 70,335.43	\$ 681,897.69
19 Liberia	\$ 336,682.73	€ 1,744.56	\$ 2,076.03	\$ 338,758.76	\$ 4,919.32	€ 1,744.56	\$ 2,076.03	\$ 6,995.35	\$ 331,764.41
20 Nauru	\$ 8,948.51	€ 1,744.56	\$ 2,076.03	\$ 11,024.54	\$ 4,919.32	€ 1,744.56	\$ 2,076.03	\$ 6,995.35	\$ 4,030.19
21 Nicaragua	\$ 140,664.69	€ 1,744.56	\$ 2,076.03	\$ 142,740.72	\$ 4,919.32	€ 1,744.56	\$ 2,076.03	\$ 6,995.35	\$ 135,746.37
22 Paraguay	\$ 159,162.39	€ 28,052.44	\$ 33,382.40	\$ 192,544.79	\$ 79,134.92	€ 28,052.44	\$ 33,382.40	\$ 112,517.32	\$ 80,028.47
23 Sao Tome and Principe	\$ 266,858.13	€ 1,744.56	\$ 2,076.03	\$ 268,934.16	\$ 4,919.32	€ 1,744.56	\$ 2,076.03	\$ 6,995.35	\$ 261,939.81
24 Seychelles	\$ 142,679.55	€ 3,506.55	\$ 4,172.79	\$ 146,852.34	\$ 9,887.84	€ 3,506.55	\$ 4,172.79	\$ 14,060.63	\$ 132,792.71
25 Sierra Leone	\$ 142,902.46	€ 1,744.56	\$ 2,076.03	\$ 144,978.49	\$ 4,919.32	€ 1,744.56	\$ 2,076.03	\$ 6,995.35	\$ 137,984.14
26 Solomon Islands	\$ 34,061.70	€ 1,744.56	\$ 2,076.03	\$ 36,137.73	\$ 4,919.32	€ 1,744.56	\$ 2,076.03	\$ 6,995.35	\$ 29,143.38
27 Somalia	\$ 342,762.13	€ 1,744.56	\$ 2,076.03	\$ 344,838.16	\$ 4,919.32	€ 1,744.56	\$ 2,076.03	\$ 6,995.35	\$ 337,843.81
28 Sudan	\$ 31,434.27	€ 10,519.67	\$ 12,518.41	\$ 43,952.68	\$ 29,663.50	€ 10,519.67	\$ 12,518.41	\$ 42,181.91	\$ 1,771.77
29 Suriname	\$ 20,735.93	€ 3,506.55	\$ 4,172.79	\$ 24,908.72	\$ 9,887.84	€ 3,506.55	\$ 4,172.79	\$ 14,060.63	\$ 10,849.09
30 Tajikistan	\$ 145,981.07	€ 26.69	\$ 31.76	\$ 146,012.83	\$ 4,919.32	€ 1,744.56	\$ 2,076.03	\$ 6,995.35	\$ 139,018.48
31 Turkmenistan	\$ 421,661.85	€ 5,251.11	\$ 6,248.82	\$ 427,910.67	\$ 14,839.40	€ 5,251.11	\$ 6,248.82	\$ 21,088.22	\$ 406,823.45
	\$ 32,184,354.85	€ 2,429,633.59	\$ 2,891,263.97	\$ 35,075,618.82	\$ 6,943,205.22	€ 2,461,148.46	\$ 2,928,766.67	\$ 9,871,971.89	\$ 25,203,677.93