

April 2011

E

منظمة الأغذية
والزراعة
للأمم المتحدة

联合国
粮食及
农业组织

Food
and
Agriculture
Organization
of
the
United
Nations

Organisation
des
Nations
Unies
pour
l'alimentation
et
l'agriculture

Продовольственная и
сельскохозяйственная
организация
Объединенных
Наций

Organización
de las
Naciones
Unidas
para la
Agricultura
y la
Alimentación

COUNCIL

Hundred and Forty-first Session

Rome, 11 - 15 April 2011

**Status of Contributions and Arrears
as at 5 April 2011**

Queries on the substantive content of this document may be addressed to:

**Mr Nicholas Nelson
Director, Finance Division and Treasurer
Tel: +3906 5705 6040**

This document is printed in limited numbers to minimize the environmental impact of FAO's processes and contribute to climate neutrality. Delegates and observers are kindly requested to bring their copies to meetings and to avoid asking for additional copies.
Most FAO meeting documents are available on the Internet at www.fao.org

W0000

Introduction and Contents

1. This document presents the Status of Contributions to the Regular Programme as at 5 April 2011 showing receipts of current assessments and arrears presented as follows:

APPENDIX A - Summary status of contributions to the Regular Programme;
APPENDIX B - Regular Programme Contributions as at 5 April 2011;
APPENDIX C - Member Nations with Arrears of Contributions as at 5 April 2011;
APPENDIX D - Arrears paid in full during Calendar Year 2011 as at 5 April 2011;
APPENDIX E - Arrears paid in part during Calendar Year 2011 as at 5 April 2011;
APPENDIX F - Member Nations having made no payment in 2011 against outstanding arrears as at 5 April 2011;
APPENDIX G - Member Nations with Potential Voting Rights Problems as at 5 April 2011;
APPENDIX H - Payment patterns of largest 15 contributors;
APPENDIX I - Largest 25 Contributors as at 5 April 2011.

APPENDIX A

Summary Status of Contributions to the Regular Programme^{a b}

	2011	2010 (for comparison)
1. Amounts outstanding on 1 January		
Current Assessments ^c	USD 218,223,500.00 <i>EUR 208,837,000.00</i>	USD 218,223,500.00 <i>EUR 208,837,000.00</i>
Contributions in arrears ^d	USD 32,209,521.86 <i>EUR 14,228,516.15</i>	USD 35,727,661.54 <i>EUR 21,972,524.79</i>
Total	USD 250,433,021.86 EUR 223,065,516.15	USD 253,951,161.54 EUR 230,809,524.79
2. Receipts 1 January to 5 April		
Current Assessments	USD 61,510,139.37 <i>EUR 60,013,162.40</i>	USD 77,016,034.62 <i>EUR 46,361,240.01</i>
Contributions in arrears	USD 4,555,572.29 <i>EUR 1,342,826.33</i>	USD 7,788,149.23 <i>EUR 5,610,615.50</i>
Total	USD 66,065,711.66 EUR 61,355,988.73	USD 84,804,183.85 EUR 52,241,855.51
3. Amounts outstanding at 5 April		
Current Assessments	USD 156,713,360.63 <i>EUR 148,823,837.60</i>	USD 141,207,465.38 <i>EUR 162,205,759.99</i>
Contributions in arrears	USD 27,653,949.57 <i>EUR 12,885,689.82</i>	USD 27,939,512.31 <i>EUR 16,361,909.29</i>
Total	USD 184,367,310.20 EUR 161,709,527.42	USD 169,146,977.69 EUR 178,567,669.28
<u>Instalments due in future Years</u>	USD 6,564,905.26 <i>EUR 356,076.63</i>	USD 7,559,541.33 <i>EUR 407,245.28</i>
<u>Total Outstanding</u>	USD 190,932,215.46 EUR 162,065,604.05	USD 176,706,519.02 EUR 178,974,914.56

^a Appendix B sets out full details of receipts during 1 January - 5 April 2011.

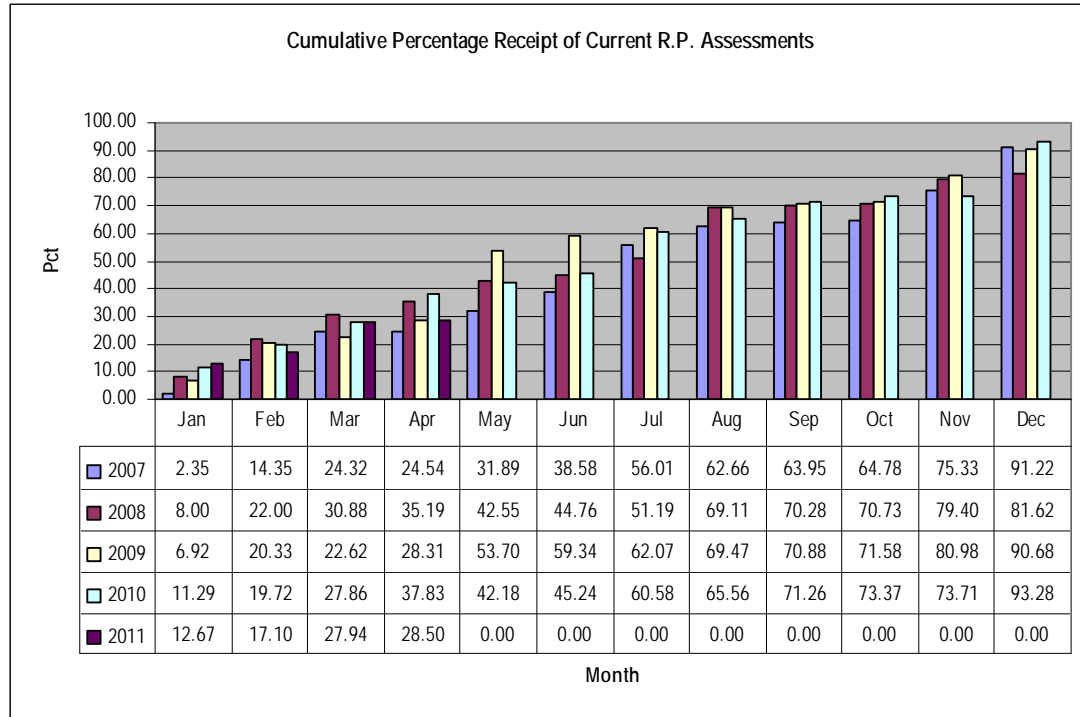
^b Contributions in arrears include amounts due under Conference authorized instalment plans.

^c Of which USD3,900,000 relates to the Tax Equalization Fund for 2010 and USD3,900,000 for 2011.

^d Contributions in arrears at 1 January includes the previous year end balance carried forward plus arrears instalments due at 1 January, less any new instalment plans approved by the Conference and New Member contributions where applicable.

Current Assessments

2. The following statistics show the cumulative percentage receipts of current assessments over the past five years.



Receipt figures are the aggregate of USD and EUR receipts. All figures are at month end except April 2011 which is at 5 April 2011.

3. The position of the 2011 assessments of Member Nations at 5 April 2011, compared to the same date during the four preceding years was as follows:

Number of Member Nations

-	2011 USD	2011 EUR	2010 USD	2010 EUR	2009 USD	2009 EUR	2008 USD	2008 EUR	2007 USD	2007 EUR	2006 USD	2006 EUR
Paid in full	61	59	65	58	67	58	58	52	68	58	55	41
Part paid	25	25	21	29	15	14	14	15	11	17	9	19
No payment	<u>105</u>	<u>107</u>	<u>105</u>	<u>104</u>	<u>109</u>	<u>119</u>	<u>119</u>	<u>124</u>	<u>109</u>	<u>113</u>	<u>124</u>	<u>128</u>
Total	<u>191</u>	<u>191</u>	<u>191</u>	<u>191</u>	<u>191</u>	<u>191</u>	<u>191</u>	<u>191</u>	<u>188</u>	<u>188</u>	<u>188</u>	<u>188</u>

Contributions in arrears

4. The position of Member Nations with arrears of contributions at 5 April 2011 was as follows:

Number of Member Nations

With arrears at 1 January 2011	76	
Arrears paid in full (<i>Appendix D</i>)		8
Arrears partially paid (<i>Appendix E</i>)		16
No payment (<i>Appendix F</i>)		52
With arrears at 5 April 2011 (<i>Appendix C</i>)	68	

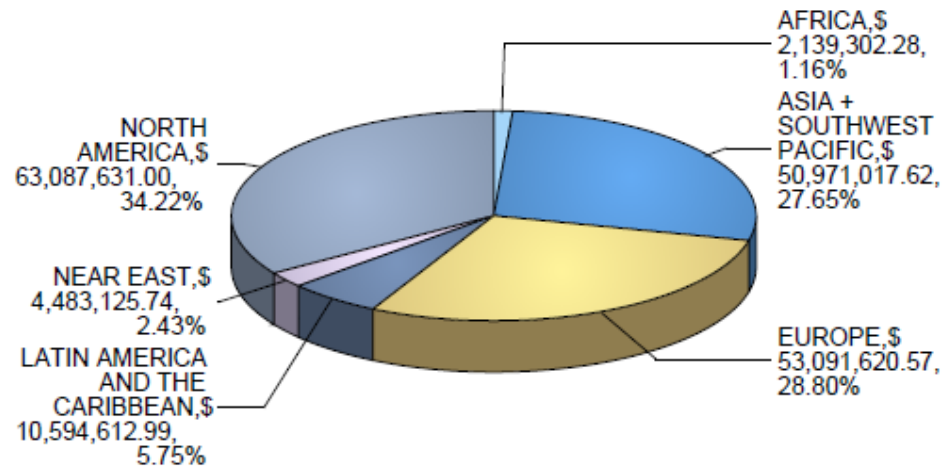
**ADDITIONAL INFORMATION REGARDING ARREARS DUE AT
5 APRIL 2011**

- The total arrears at 5 April 2011 was USD 27,653,949.57 and EUR 12,885,689.82 (Appendix B/Appendix C) equivalent to 8.88% of current assessments.
- Four Member Nations had arrears in excess of USD 1 million (Appendix C).
- Arrears exceeding USD 1 million accounted for 80% of the total arrears due.
- Twenty-five Member Nations had arrears in such amounts as to jeopardise their right to vote in accordance with Article III.4 of the Constitution (Appendix G).
- The total of 68 Member Nations in arrears at 5 April 2011 was higher than the figure of 63 as at 5 April 2010.

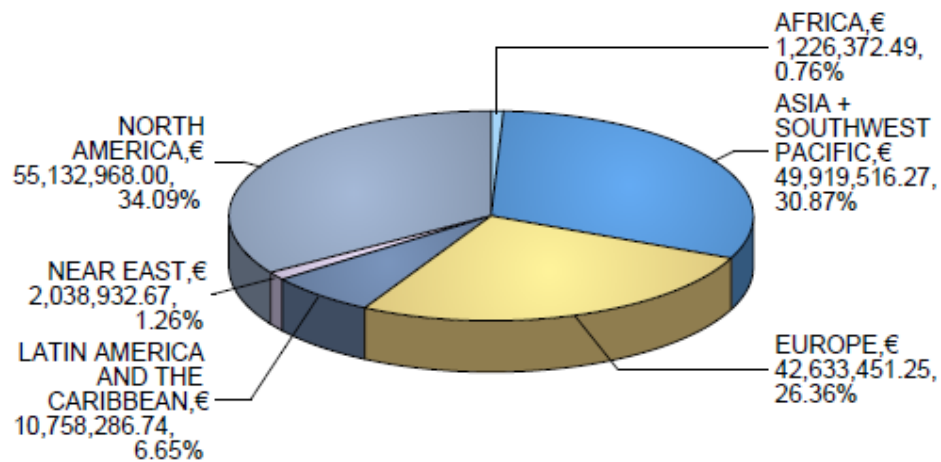
Total Contributions Outstanding

5. The following charts show the geographical distribution of the total of all Regular Programme contributions outstanding in USD and EUR at 5 April 2011.

Total Outstanding R.P. USD Contributions by Region



Total Outstanding R.P. EUR Contributions by Region



APPENDIX B

Regular Programme Contributions - Status as at 5 April 2011

Member Nations	Receipts: ¹		Outstanding Contributions				Total Outstanding	
	Amounts received year to date ²		Relating to 2011 Assessments		Arrears: 2010 and prior assessments			
	USD	EUR	USD	EUR	USD	EUR	USD	EUR
Afghanistan	0.47	0.65	2,142.77	2,087.72	-	-	2,142.77	2,087.72
Albania	0.70	12,530.22	12,858.71	-	-	-	12,858.71	-
Algeria	184,318.21	179,599.82	-	-	-	-	-	-
Andorra	17,145.88	16,706.96	17,145.88	16,706.96	-	-	17,145.88	16,706.96
Angola	6,429.71	6,265.11	-	-	-	-	-	-
Antigua and Barbuda	-	-	4,286.47	4,176.74	331,389.22	29,223.78	335,675.69	33,400.52
Argentina	-	-	700,837.85	682,896.99	-	-	700,837.85	682,896.99
Armenia	-	-	4,286.47	4,176.74	75,000.00	-	79,286.47	4,176.74
Australia	-	-	3,849,250.06	3,750,712.52	-	-	3,849,250.06	3,750,712.52
Austria	1,909,622.39	1,586,093.30	-	527,742.51	-	-	-	527,742.51
Azerbaijan	-	-	10,716.18	10,441.85	125,682.25	-	136,398.43	10,441.85
Bahamas	34,291.76	24.50	-	33,389.42	-	-	-	33,389.42
Bahrain	-	-	70,726.76	68,916.21	-	-	70,726.76	68,916.21
Bangladesh	-	-	21,432.35	20,883.70	-	-	21,432.35	20,883.70
Barbados	-	967.07	19,289.12	17,828.26	-	-	19,289.12	17,828.26
Belarus	42,864.70	41,767.40	-	-	-	-	-	-
Belgium	2,374,704.38	2,313,913.96	-	-	-	-	-	-
Belize	-	-	2,143.23	2,088.37	-	-	2,143.23	2,088.37
Benin	2,143.23	2,088.37	-	-	-	-	-	-
Bhutan	2,143.23	2,088.37	-	-	-	-	-	-
Bolivia Plurinational State of	-	-	12,859.41	12,530.22	25,876.35	23,670.87	38,735.76	36,201.09
Bosnia and Herzegovina	12,859.41	12,530.22	-	-	-	-	-	-
Botswana	17,565.39	29,237.18	12,439.90	-	-	-	12,439.90	-
Brazil	-	-	1,886,046.80	1,837,765.60	-	-	1,886,046.80	1,837,765.60
Bulgaria	-	37,135.50	42,864.70	41,767.40	86,254.50	41,767.40	129,119.20	83,534.80
Burkina Faso	4,286.47	4,176.74	-	-	-	-	-	-
Burundi	-	87.04	2,143.23	2,001.33	-	-	2,143.23	2,001.33
Cambodia	-	-	2,143.23	2,088.37	-	-	2,143.23	2,088.37
Cameroon	-	-	19,289.12	18,795.33	3,749.67	18,723.47	23,038.79	37,518.80
Canada	6,412,559.12	6,248,403.04	-	-	-	-	-	-
Cape Verde	145.71	-	1,997.52	2,088.37	-	-	1,997.52	2,088.37
Central African Republic	2,143.23	2,088.37	-	-	-	-	-	-
Chad	2,143.23	2,088.37	-	-	-	-	-	-
Chile	13,951.36	-	333,252.71	338,315.94	-	-	333,252.71	338,315.94
China	-	-	5,743,869.80	5,596,831.60	-	-	5,743,869.80	5,596,831.60

Member Nations	Receipts: ¹		Outstanding Contributions				Total Outstanding	
	Amounts received year to date ²		Relating to 2011 Assessments		Arrears: 2010 and prior assessments			
	USD	EUR	USD	EUR	USD	EUR	USD	EUR
Colombia	27,021.79	-	200,161.12	221,367.22	-	-	200,161.12	221,367.22
Comoros	-	-	2,143.23	2,088.37	281,344.35	12,826.65	283,487.58	14,915.02
Congo	2,143.23	2,088.37	-	-	-	-	-	-
Cook Islands	2,163.23	1,876.76	2,123.24	2,068.37	-	-	2,123.24	2,068.37
Costa Rica	4,636.91	-	68,583.52	66,827.84	45,480.79	306,264.36	114,064.31	373,092.20
Croatia	-	73.07	107,161.75	104,345.43	-	-	107,161.75	104,345.43
Cuba	28,512.52	705.28	115,734.69	112,771.98	197,054.28	213,037.83	312,788.97	325,809.81
Cyprus	94,302.34	91,888.28	-	-	-	-	-	-
Czech Republic	604,392.27	588,920.34	-	-	-	-	-	-
Côte d'Ivoire	-	-	19,289.12	18,795.33	58,339.94	80,184.53	77,629.06	98,979.86
D.P.Rep. of Korea	-	-	15,002.65	14,618.59	-	-	15,002.65	14,618.59
Democratic Republic of Congo	-	-	6,429.71	6,265.11	-	796.34	6,429.71	7,061.45
Denmark	1,592,423.61	1,551,658.91	-	-	-	-	-	-
Djibouti	-	-	2,143.23	2,088.37	4,338.98	3,683.54	6,482.21	5,771.91
Dominica	-	-	2,143.24	2,088.37	2,143.23	2,088.37	4,286.47	4,176.74
Dominican Republic	44,385.94	-	51,437.64	50,120.88	155,944.52	303,367.34	207,382.16	353,488.22
Ecuador	7,211.72	-	37,796.22	43,855.77	-	-	37,796.22	43,855.77
Egypt	190,747.92	185,864.93	-	-	-	-	-	-
El Salvador	5,283.01	-	37,581.69	41,767.40	-	-	37,581.69	41,767.40
Equatorial Guinea	-	-	4,286.47	4,176.74	11,528.26	2,152.77	15,814.73	6,329.51
Eritrea	2,143.24	2,088.37	-	-	-	-	-	-
Estonia	34,291.76	33,413.92	-	-	-	-	-	-
Ethiopia	-	-	6,429.71	6,265.11	-	-	6,429.71	6,265.11
Fiji	6,429.71	6,265.11	-	-	-	-	-	-
Finland	1,215,214.25	1,184,105.79	-	-	-	-	-	-
France	13,570,964.02	13,223,558.84	-	-	-	-	-	-
Gabon	-	-	17,145.88	16,706.96	-	6,704.15	17,145.88	23,411.11
Gambia	2,143.24	2,088.37	-	-	-	-	-	-
Georgia	2.50	3.48	6,427.21	6,261.63	121,732.31	-	128,159.52	6,261.63
Germany	-	-	18,472,542.47	17,999,661.03	-	-	18,472,542.47	17,999,661.03
Ghana	-	-	8,572.94	8,353.48	8,572.94	1,084.21	17,145.88	9,437.69
Greece	-	-	1,283,797.77	1,250,933.63	-	-	1,283,797.77	1,250,933.63
Grenada	-	-	2,143.24	2,088.37	4,312.72	3,945.14	6,455.96	6,033.51
Guatemala	-	18,681.98	68,583.52	66,827.84	68,583.52	146,301.97	137,167.04	213,129.81
Guinea	-	-	2,143.24	2,088.37	2,143.23	2,570.43	4,286.47	4,658.80
Guinea-Bissau	-	-	2,143.24	2,088.37	109,054.97	12,826.65	111,198.21	14,915.02
Guyana	-	1,707.44	2,143.24	2,088.37	-	3,320.48	2,143.24	5,408.85

Member Nations	Receipts: ¹		Outstanding Contributions				Total Outstanding	
	Amounts received year to date ²		Relating to 2011 Assessments		Arrears: 2010 and prior assessments			
	USD	EUR	USD	EUR	USD	EUR	USD	EUR
Haiti	-	-	4,286.47	4,176.74	-	-	4,286.47	4,176.74
Honduras	-	-	10,716.18	10,441.85	-	1,419.49	10,716.18	11,861.34
Hungary	-	-	525,092.58	511,650.65	-	-	525,092.58	511,650.65
Iceland	-	-	79,299.70	77,269.69	-	-	79,299.70	77,269.69
India	968,742.22	943,943.24	-	-	-	-	-	-
Indonesia	347,204.07	338,315.94	-	-	-	-	-	-
Iran, Islamic Republic of	-	-	387,925.54	377,994.97	387,925.54	377,994.97	775,851.08	755,989.94
Iraq	36,190.00	-	-	31,325.55	543,571.56	50,467.34	543,571.56	81,792.89
Ireland	958,026.05	933,501.39	-	-	-	-	-	-
Israel	902,301.94	879,203.77	-	-	-	-	-	-
Italy	-	-	10,939,071.44	10,659,040.48	-	243,792.73	10,939,071.44	10,902,833.21
Jamaica	-	-	21,432.35	20,883.70	-	-	21,432.35	20,883.70
Japan	-	-	35,804,883.91	34,888,309.22	-	-	35,804,883.91	34,888,309.22
Jordan	3.20	4.46	25,715.62	25,055.98	-	-	25,715.62	25,055.98
Kazakhstan	62,153.82	60,466.49	-	96.24	-	-	-	96.24
Kenya	71.29	1,670.11	21,361.06	19,213.59	-	-	21,361.06	19,213.59
Kiribati	-	2,088.37	2,143.24	-	3,530.62	-	5,673.86	-
Korea, Republic of	3,663,175.37	-	4,680,825.24	4,561,000.08	-	-	4,680,825.24	4,561,000.08
Kuwait	392,212.01	382,171.71	-	-	-	-	-	-
Kyrgyzstan	-	-	2,143.24	2,088.37	870,801.26	1,832.40	872,944.50	3,920.77
Lao People's Democratic Rep.	2,143.24	2,088.37	-	-	-	-	-	-
Latvia	38,578.23	37,590.66	-	-	-	-	-	-
Lebanon	45.00	-	72,824.99	71,004.58	-	-	72,824.99	71,004.58
Lesotho	0.23	2,088.37	2,143.01	-	-	-	2,143.01	-
Liberia	2,151.42	2,088.37	2,143.24	2,088.37	270,645.44	10,738.28	272,788.68	12,826.65
Libyan Arab Jamahiriya	206,018.23	-	132,880.57	129,478.94	134,908.49	34,307.50	267,789.06	163,786.44
Lithuania	-	28,948.19	66,440.29	35,791.28	-	-	66,440.29	35,791.28
Luxembourg	184,318.21	179,599.82	-	-	-	-	-	-
Madagascar	4,105.92	11,861.61	180.55	81.26	-	-	180.55	81.26
Malawi	-	2,087.93	2,143.24	2,088.37	2,143.19	-	4,286.43	2,088.37
Malaysia	-	-	409,357.89	398,878.67	-	-	409,357.89	398,878.67
Maldives	-	-	2,143.24	2,088.37	-	-	2,143.24	2,088.37
Mali	2,143.24	2,088.37	-	-	-	-	-	-
Malta	36,427.99	35,502.29	36,435.00	35,416.33	-	-	36,435.00	35,416.33
Marshall Islands	-	-	2,143.24	2,088.37	-	673.47	2,143.24	2,761.84
Mauritania	-	-	2,143.24	2,088.37	93.94	58.50	2,237.18	2,146.87
Mauritius	23,575.59	22,972.07	-	-	-	-	-	-
Mexico	-	-	4,860,856.98	4,736,423.16	-	-	4,860,856.98	4,736,423.16
Micronesia, Federated States	-	-	2,143.24	2,088.37	-	5,204.93	2,143.24	7,293.30
Moldova, Republic of	0.17	0.23	2,143.07	2,088.14	110,000.00	-	112,143.07	2,088.14
Monaco	6,429.71	6,265.11	-	-	-	-	-	-
Mongolia	2,143.24	2,088.37	-	-	-	-	-	-
Montenegro	2,610.82	-	1,541.88	2,088.37	-	-	1,541.88	2,088.37
Morocco	-	-	90,015.87	87,711.54	-	-	90,015.87	87,711.54
Mozambique	2,143.24	2,088.37	-	-	-	-	-	-
Myanmar	897.26	-	9,818.92	10,441.85	-	-	9,818.92	10,441.85

Member Nations	Receipts: ¹		Outstanding Contributions				Total Outstanding	
	Amounts received year to date ²		Relating to 2011 Assessments		Arrears: 2010 and prior assessments			
	USD	EUR	USD	EUR	USD	EUR	USD	EUR
Namibia	12,859.41	12,530.22	-	-	-	-	-	-
Nauru	1,868.24	2,088.37	2,143.24	2,088.37	521.16	10,738.28	2,664.40	12,826.65
Nepal	-	-	6,429.71	6,265.11	-	6,265.11	6,429.71	12,530.22
Netherlands	4,033,568.27	3,930,312.34	-	-	-	-	-	-
New Zealand	550,811.40	536,711.09	-	-	-	-	-	-
Nicaragua	-	-	4,286.47	4,176.74	14,729.74	17,463.77	19,016.21	21,640.51
Niger	-	-	2,143.24	2,088.37	3,347.46	3,945.14	5,490.70	6,033.51
Nigeria	-	-	102,875.28	100,241.76	-	-	102,875.28	100,241.76
Niue	-	1,253.48	2,143.24	2,088.37	2,142.83	-	4,286.07	2,088.37
Norway	746.83	1,039.59	1,683,835.88	1,640,419.23	-	-	1,683,835.88	1,640,419.23
Oman	156,456.16	152,451.01	-	-	-	-	-	-
Pakistan	-	-	126,450.87	123,213.83	-	230,577.04	126,450.87	353,790.87
Palau	-	-	2,143.24	2,088.37	12,800.85	12,826.65	14,944.09	14,915.02
Panama	-	-	49,294.41	48,032.51	-	-	49,294.41	48,032.51
Papua New Guinea	4,286.47	3,323.55	-	853.19	-	-	-	853.19
Paraguay	-	-	10,716.18	10,441.85	-	10,319.38	10,716.18	20,761.23
Peru	40,400.00	-	167,172.33	162,892.86	519,398.33	618,723.43	686,570.66	781,616.29
Philippines	329.54	-	166,842.79	162,892.86	-	-	162,892.79	162,892.86
Poland	-	480,000.00	1,080,190.44	1,052,538.48	1,080,190.44	518,098.03	2,160,380.88	1,570,636.51
Portugal	-	-	1,135,914.55	1,106,836.10	-	-	1,135,914.55	1,106,836.10
Qatar	-	66,948.68	184,318.21	112,651.14	-	-	184,318.21	112,651.14
Romania	150,026.45	146,185.90	-	-	-	-	-	-
Russian Federation	2,584,741.41	2,518,574.22	-	-	-	-	-	-
Rwanda	2,143.24	2,088.37	-	-	-	-	-	-
Saint Lucia	-	-	2,143.24	2,088.37	817.32	1,856.77	2,960.56	3,945.14
Samoa	-	-	2,143.24	2,088.37	-	-	2,143.24	2,088.37
San Marino	0.80	6,265.11	6,428.91	-	-	-	6,428.91	-
Sao Tome and Principe	-	-	2,143.24	2,088.37	278,564.97	12,826.65	280,708.21	14,915.02
Saudi Arabia	1,611,712.72	1,570,454.24	-	-	-	-	-	-
Senegal	-	11.13	8,572.94	8,342.35	-	-	8,572.94	8,342.35
Serbia	-	-	45,007.94	43,855.77	45,007.94	-	90,015.88	43,855.77
Seychelles	4,286.47	-	-	4,176.74	14,608.45	701.31	14,608.45	4,878.05
Sierra Leone	-	-	2,143.24	2,088.37	2,495.91	12,826.65	4,639.15	14,915.02
Slovakia	135,023.81	131,567.31	-	-	-	-	-	-
Slovenia	88.93	123.79	207,804.87	202,448.10	-	-	207,804.87	202,448.10
Solomon Islands	2,143.24	2,088.37	-	-	-	-	-	-
Somalia	-	-	2,143.24	2,088.37	354,468.97	12,826.65	356,612.21	14,915.02
South Africa	-	-	625,824.62	609,804.04	-	-	625,824.62	609,804.04

Member Nations	Receipts: ¹		Outstanding Contributions				Total Outstanding	
	Amounts received year to date ²		Relating to 2011 Assessments		Arrears: 2010 and prior assessments			
	USD	EUR	USD	EUR	USD	EUR	USD	EUR
Spain	-	-	6,393,270.01	6,229,607.71	-	-	6,393,270.01	6,229,607.71
Sri Lanka	-	-	34,291.76	33,413.92	-	-	34,291.76	33,413.92
St Kitts and Nevis	-	-	2,143.24	2,088.37	2,143.23	-	4,286.47	2,088.37
St Vincent and the Grenadines	-	-	2,143.24	2,088.37	-	-	2,143.24	2,088.37
Sudan	-	22.10	21,432.35	20,861.60	17,583.92	-	39,016.27	20,861.60
Suriname	2,143.24	2,088.37	-	-	-	-	-	-
Swaziland	-	-	4,286.47	4,176.74	-	-	4,286.47	4,176.74
Sweden	2,306,120.86	2,247,086.12	-	-	-	-	-	-
Switzerland	2,619,033.17	2,551,988.14	-	-	-	-	-	-
Syrian Arab Republic	34,291.76	33,413.92	-	-	-	-	-	-
Tajikistan	-	-	2,143.24	2,088.37	115,469.79	-	117,613.03	2,088.37
Tanzania, United Republic of	-	-	12,859.41	12,530.22	-	554.87	12,859.41	13,085.09
Thailand	400,784.95	390,525.19	-	-	-	-	-	-
The Former Yug. Rep. Of Macedonia	-	-	10,716.18	10,441.85	10,716.18	10,441.85	21,432.36	20,883.70
Timor-Leste	-	-	2,143.24	2,088.37	2,143.23	7,569.72	4,286.47	9,658.09
Togo	-	-	2,143.24	2,088.37	2,143.23	-	4,286.47	2,088.37
Tonga	2,143.24	2,088.37	-	-	-	-	-	-
Trinidad and Tobago	57,867.35	56,385.99	-	-	-	-	-	-
Tunisia	-	9,198.45	66,440.29	64,739.47	-	-	66,440.29	64,739.47
Turkey	208,200.00	799,845.71	612,659.01	-	-	-	612,659.01	-
Turkmenistan	-	-	12,859.41	12,530.22	483,307.19	62,991.80	496,166.60	75,522.02
Tuvalu	-	-	2,143.24	2,088.37	-	-	2,143.24	2,088.37
Uganda	-	-	6,429.71	6,265.11	12,938.18	6,446.89	19,367.89	12,712.00
Ukraine	71,865.39	67,020.29	96,445.58	93,976.65	109,952.30	110,511.24	206,397.88	204,487.89
United Arab Emirates	192.57	456.83	651,350.87	634,407.65	-	-	651,350.87	634,407.65
United Kingdom	14,306,093.63	13,939,869.75	-	-	-	-	-	-
United States of America	-	-	51,051,170.00	45,944,140.00	12,036,461.00	9,188,828.00	63,087,631.00	55,132,968.00
Uruguay	-	-	57,867.35	56,385.99	57,867.35	-	115,734.70	56,385.99
Uzbekistan	-	-	17,145.88	16,706.96	24,532.30	26,627.03	41,678.18	43,333.99
Vanuatu	-	-	2,143.24	2,088.37	2,143.23	2,088.37	4,286.47	4,176.74
Venezuela, Bolivarian Republic	430,790.24	406,014.92	430,790.24	419,762.37	-	58,605.30	430,790.24	478,367.67
Viet Nam	-	-	51,437.64	50,120.88	-	-	51,437.64	50,120.88
Yemen	15,002.20	14,458.16	-	160.43	-	-	-	160.43
Yugoslavia	-	-	-	-	8,405,308.00	-	8,405,308.00	-
Zambia	2,143.24	0.53	-	2,087.84	-	-	-	2,087.84
Zimbabwe	2.93	4.08	17,142.95	16,702.88	-	-	17,142.95	16,702.88
Total	\$ 66,065,711.66	€ 61,355,988.73	\$ 156,713,360.63	€ 148,823,837.60	\$ 27,653,949.57	€ 12,885,689.82	\$ 184,367,310.20	€ 161,709,527.42

^{1/} Of USD receipts, USD 61,510,139.37 credited to 2011 assessments, USD 4,555,572.29 to arrears. Of EUR receipts, EUR 60,013,162.40 credited to 2011 assessments, EUR 1,342,826.33 to arrears.

^{2/} Includes advances carried forward from previous years.

Conference Authorized Arrears Instalments - Summary

Member Nations	Receipts		Instalments				Total Outstanding	
			Due in 2011	Due in 2011	Due in future Years	Due in future Years	USD	EUR
	USD	EUR	USD	EUR	USD	EUR	USD	EUR
Armenia			75,000.00		1,203,298.63		1,278,298.63	
Azerbaijan			125,682.25		251,364.50		377,046.75	
Georgia			121,732.31		973,858.46		1,095,590.77	
Iraq	4,041.47		543,571.56	50,467.34	3,833,291.24	353,271.39	4,376,862.80	403,738.73
Moldova			110,000.00		244,658.63		354,658.63	
Seychelles			14,608.45	701.31	58,433.80	2,805.24	73,042.25	3,506.55
Total	4,041.47	-	990,594.57	51,168.65	6,564,905.26	356,076.63	7,555,499.83	407,245.28

APPENDIX C

Member Nations with Arrears of Contributions - status as at 5 April 2011

	Member Nation	Arrears Outstanding					Total Arrears
		2010	2009	2008	2007	Prior	
1	Peru	\$ 167,172.33	\$ 169,220.22	\$ 169,220.22	\$ 13,785.56		\$ 519,398.33
		€ 162,892.86	€ 144,828.45	€ 144,828.45	€ 166,173.67		€ 618,723.43
2	Poland	\$ 1,080,190.44					\$ 1,080,190.44
		€ 518,098.03					€ 518,098.03
3	United States of America	\$ 10,210,234.00				\$ 1,826,227.00	\$ 12,036,461.00
		€ 9,188,828.00					€ 9,188,828.00
4	Yugoslavia					\$ 8,405,308.00	\$ 8,405,308.00
	Arrears over \$1,000,000	\$ 11,457,596.77	\$ 169,220.22	\$ 169,220.22	\$ 13,785.56	\$ 10,231,535.00	\$ 22,041,357.77
		€ 9,869,818.89	€ 144,828.45	€ 144,828.45	€ 166,173.67	€ -	€ 10,325,649.46

	Member Nation	Arrears Outstanding					Total Arrears
		2010	2009	2008	2007	Prior	
5	Antigua and Barbuda	\$ 4,286.47	\$ 4,338.98	\$ 4,338.98	\$ 5,295.93	\$ 313,128.86	\$ 331,389.22
		€ 4,176.74	€ 3,713.55	€ 3,713.55	€ 5,303.42	€ 12,316.52	€ 29,223.78
6	Comoros	\$ 2,143.23	\$ 2,169.49	\$ 2,169.49	\$ 1,765.31	\$ 273,096.83	\$ 281,344.35
		€ 2,088.37	€ 1,856.77	€ 1,856.77	€ 1,767.81	€ 5,256.93	€ 12,826.65
7	Costa Rica	\$ 45,480.79					\$ 45,480.79
		€ 66,827.84	€ 59,416.80	€ 59,416.80	€ 54,801.96	€ 65,800.96	€ 306,264.36
8	Cuba	\$ 115,734.69	\$ 81,319.59				\$ 197,054.28
		€ 112,771.98	€ 100,265.85				€ 213,037.83
9	Dominican Republic	\$ 51,437.64	\$ 52,067.76	\$ 52,067.76	\$ 371.36		\$ 155,944.52
		€ 50,120.88	€ 44,562.60	€ 44,562.60	€ 63,640.98	€ 100,480.28	€ 303,367.34
10	Guatemala	\$ 68,583.52					\$ 68,583.52
		€ 66,827.84	€ 59,416.80	€ 20,057.33			€ 146,301.97
11	Iran, Islamic Republic of	\$ 387,925.54					\$ 387,925.54
		€ 377,994.97					€ 377,994.97
12	Iraq	\$ 543,571.56					\$ 543,571.56
		€ 50,467.34					€ 50,467.34
13	Italy						
		€ 243,792.73					€ 243,792.73
14	Kyrgyzstan				\$ 1,765.31	\$ 869,035.95	\$ 870,801.26
						€ 1,832.40	€ 1,832.40
15	Liberia					\$ 270,645.44	\$ 270,645.44
			€ 1,856.77	€ 1,856.77	€ 1,767.81	€ 5,256.93	€ 10,738.28
16	Pakistan						
		€ 123,213.83	€ 107,363.21				€ 230,577.04
17	Sao Tome and Principe	\$ 2,143.23	\$ 2,169.49	\$ 2,169.49	\$ 1,765.31	\$ 270,317.45	\$ 278,564.97
		€ 2,088.37	€ 1,856.77	€ 1,856.77	€ 1,767.81	€ 5,256.93	€ 12,826.65
18	Somalia	\$ 2,143.23	\$ 2,169.49	\$ 2,169.49	\$ 1,765.31	\$ 346,221.45	\$ 354,468.97
		€ 2,088.37	€ 1,856.77	€ 1,856.77	€ 1,767.81	€ 5,256.93	€ 12,826.65
19	Turkmenistan	\$ 12,859.41	\$ 13,016.94	\$ 13,016.94	\$ 8,826.55	\$ 435,587.35	\$ 483,307.19
		€ 12,530.22	€ 11,140.65	€ 11,140.65	€ 8,839.03	€ 19,341.25	€ 62,991.80
20	Ukraine	\$ 96,445.58	\$ 13,506.72				\$ 109,952.30
		€ 93,976.65	€ 16,534.59				€ 110,511.24
	Arrears \$250,000 to \$1,000,000	\$ 1,332,754.89	\$ 170,758.46	\$ 75,932.15	\$ 21,555.08	\$ 2,778,033.33	\$ 4,379,033.91
		€ 1,208,966.13	€ 409,841.13	€ 146,318.01	€ 139,656.63	€ 220,799.13	€ 2,125,581.03

	Member Nation	Arrears Outstanding					Total Arrears
		2010	2009	2008	2007	Prior	
21	Armenia	\$ 75,000.00					\$ 75,000.00
22	Azerbaijan	\$ 125,682.25					\$ - € 125,682.25
23	Bolivia Plurinational State of	\$ 12,859.41 € 12,530.22	\$ 13,016.94 € 11,140.65				\$ 25,876.35 € 23,670.87
24	Bulgaria	\$ 42,864.70 € 41,767.40	\$ 43,389.80				\$ 86,254.50 € 41,767.40
25	Cameroon	\$ 3,749.67 € 18,723.47					\$ 3,749.67 € 18,723.47
26	Côte d'Ivoire	\$ 19,289.12 € 18,795.33	\$ 19,525.41 € 16,710.98	\$ 19,525.41 € 16,710.98			\$ 58,339.94 € 80,184.53
27	Democratic Republic of Congo	€ 796.34			€ 17,678.05	€ 10,289.19	€ 796.34
28	Djibouti		\$ 2,169.49 € 1,856.77	\$ 2,169.49 € 1,826.77			\$ 4,338.98 € 3,683.54
29	Dominica	\$ 2,143.23 € 2,088.37					\$ 2,143.23 € 2,088.37
30	Equatorial Guinea	\$ 4,286.47 € 844.81	\$ 4,338.98	\$ 2,902.81 € 1,307.96			\$ 11,528.26 € 2,152.77
31	Gabon	€ 6,704.15					€ 6,704.15
32	Georgia	\$ 121,732.31					\$ 121,732.31
33	Ghana	\$ 8,572.94 € 1,084.21					\$ 8,572.94 € 1,084.21
34	Grenada	\$ 2,143.23 € 2,088.37	\$ 2,169.49 € 1,856.77			\$ -	\$ 4,312.72 € 3,945.14
35	Guinea	\$ 2,143.23 € 2,088.37	€ 482.06				\$ 2,143.23 € 2,570.43
36	Guinea-Bissau	\$ 2,143.23 € 2,088.37	\$ 2,169.49 € 1,856.77	\$ 2,169.49 € 1,856.77	\$ 1,765.31 € 1,767.81	\$ 100,807.45 € 5,256.93	\$ 109,054.97 € 12,826.65
37	Guyana	€ 2,088.37	€ 1,232.11				€ 3,320.48
38	Honduras	€ 1,419.49					€ 1,419.49
39	Kiribati				\$ 1,765.31	\$ 1,765.31	\$ 3,530.62
40	Libyan Arab Jamahiriya	\$ 132,880.57 € 34,307.50	\$ 2,027.92				\$ 134,908.49 € 34,307.50

	Member Nation	Arrears Outstanding					Total Arrears
		2010	2009	2008	2007	Prior	
41	Malawi	\$ 2,143.19					\$ 2,143.19
42	Marshall Islands	€ 673.47					€ 673.47
43	Mauritania	\$ 93.94					\$ 93.94
44	Micronesia, Federated States	€ 58.50					€ 58.50
45	Moldova, Republic of	€ 2,088.37	€ 1,856.77	€ 1,259.79			€ 5,204.93
46	Nauru	\$ 110,000.00					\$ 110,000.00
47	Nepal	\$ 521.16					\$ 521.16
48	Nicaragua	€ 2,088.37	€ 1,856.77	€ 1,856.77	€ 1,767.81	€ 3,168.56	€ 10,738.28
49	Niger	€ 6,265.11					€ 6,265.11
50	Niue	\$ 4,286.47	\$ 4,338.98	\$ 4,338.98	\$ 1,765.31		\$ 14,729.74
51	Palau	€ 4,176.74	\$ 3,713.55	€ 3,713.55	€ 1,767.81	€ 4,092.12	€ 17,463.77
52	Paraguay	\$ 2,143.23	\$ 1,204.23				\$ 3,347.46
53	Saint Lucia	€ 2,088.37	€ 1,856.77				€ 3,945.14
54	Serbia	€ 2,142.83					€ 2,142.83
55	Seychelles	\$ 2,143.23	\$ 2,169.49	\$ 2,169.49	\$ 1,765.31	\$ 4,553.33	\$ 12,800.85
56	Sierra Leone	€ 2,088.37	€ 1,856.77	€ 1,856.77	€ 1,767.81	€ 5,256.93	€ 12,826.65
57	St Kitts and Nevis	€ 10,319.38					€ 10,319.38
58	Sudan	\$ 817.32	\$ 817.32				\$ 817.32
59	Tajikistan	€ 45,007.94	€ 1,856.77				€ 1,856.77
60	Tanzania, United Republic of	\$ 14,608.45					\$ 14,608.45
61	The Former Yug. Rep. Of Macedonia	€ 701.31					€ 701.31
		\$ 2,143.23	\$ 352.68				\$ 2,495.91
		€ 2,088.37	€ 1,856.77	€ 1,856.77	€ 1,767.81	€ 5,256.93	€ 12,826.65
		\$ 2,143.23					\$ 2,143.23
			\$ 17,583.92				\$ 17,583.92
						\$ 115,469.79	\$ 115,469.79
		€ 554.87					€ 554.87
		\$ 10,716.18					\$ 10,716.18
		€ 10,441.85					€ 10,441.85

	Member Nation	Arrears Outstanding					Total Arrears
		2010	2009	2008	2007	Prior	
62	Timor-Leste	€ 2,143.23					\$ 2,143.23
		€ 2,088.37	€ 1,856.77	€ 1,856.77	€ 1,767.81		€ 7,569.72
63	Togo	\$ 2,143.23					\$ 2,143.23
64	Uganda	\$ 6,429.71	€ 6,508.47				\$ 12,938.18
		€ 6,265.11	€ 181.78				€ 6,446.89
65	Uruguay	\$ 57,867.35					\$ 57,867.35
66	Uzbekistan	\$ 17,145.88			\$ 7,386.42		\$ 24,532.30
		€ 16,706.96			€ 9,920.07		€ 26,627.03
67	Vanuatu	\$ 2,143.23					\$ 2,143.23
		€ 2,088.37					€ 2,088.37
68	Venezuela, Bolivarian Republic	€ 58,605.30					€ 58,605.30
	Arrears less than \$250,000	\$ 841,456.07	\$ 121,782.61	\$ 33,275.67	\$ 14,447.66	\$ 222,595.88	\$ 1,233,557.89
		€ 276,801.96	€ 52,028.83	€ 34,102.90	€ 38,204.98	€ 33,320.66	€ 434,459.33
	Total of all Member Nations	\$ 13,631,807.73	\$ 461,761.29	\$ 278,428.04	\$ 49,788.30	\$ 13,232,164.21	\$ 27,653,949.57
		€ 11,355,586.98	€ 606,698.41	€ 325,249.36	€ 344,035.28	€ 254,119.79	€ 12,885,689.82

APPENDIX D

Arrears paid in full during Calendar Year 2011 - status as at 5 April 2011

No	Member Nation	Arrears Paid USD	Arrears Paid EUR
1	Andorra	\$ 17,145.88	€ 16,706.96
2	Austria	\$ -	€ 253,098.14
3	Cook Islands	\$ 2,143.23	€ 1,856.76
4	Korea, Republic of	\$ 3,663,175.37	€ -
5	Madagascar	\$ -	€ 7,766.13
6	Malta	\$ 36,427.99	€ 35,416.33
7	Montenegro	\$ 2,009.46	€ -
8	Tunisia	\$ -	€ 9,198.45
Total of all Member Nations		\$ 3,720,901.93	€ 314,844.32

APPENDIX E

Arrears paid in part during Calendar Year 2011 - status as at 5 April 2011

No	Member Nation	Arrears Paid USD	Arrears Paid EUR	Remaining Balance USD	Remaining Balance EUR
1	Bulgaria	\$ -	€ 37,135.50	\$ 86,254.50	€ 41,767.40
2	Costa Rica	\$ 4,636.91	€ -	\$ 45,480.79	€ 306,264.36
3	Cuba	\$ 28,512.52	€ 705.28	\$ 197,054.28	€ 213,037.83
4	Dominican Republic	\$ 44,385.94	€ -	\$ 155,944.52	€ 303,367.34
5	Guatemala	\$ -	€ 18,681.98	\$ 68,583.52	€ 146,301.97
6	Guyana	\$ -	€ 1,707.44	\$ -	€ 3,320.48
7	Iraq	\$ 4,041.47	€ -	\$ 543,571.56	€ 50,467.34
8	Liberia	\$ 2,151.42	€ 2,088.37	\$ 270,645.44	€ 10,738.28
9	Libyan Arab Jamahiriya	\$ 206,018.23	€ -	\$ 134,908.49	€ 34,307.50
10	Malawi	\$ -	€ 2,087.93	\$ 2,143.19	€ -
11	Nauru	\$ 1,868.24	€ 2,088.37	\$ 521.16	€ 10,738.28
12	Niue	\$ -	€ 1,253.48	\$ 2,142.83	€ -
13	Peru	\$ 40,400.00	€ -	\$ 519,398.33	€ 618,723.43
14	Poland	\$ -	€ 480,000.00	\$ 1,080,190.44	€ 518,098.03
15	Ukraine	\$ 71,865.39	€ 67,020.29	\$ 109,952.30	€ 110,511.24
16	Venezuela, Bolivarian Republic	\$ 430,790.24	€ 406,014.92	\$ -	€ 58,605.30
Total of all Member Nations		\$ 834,670.36	€ 1,018,783.56	\$ 3,216,791.35	€ 2,426,248.78

APPENDIX F

Member Nations having made no payment in 2011 against outstanding arrears - status as at 5 April 2011

No.	Member Nation	Arrears Outstanding					Total Arrears
		2010	2009	2008	2007	Prior	
1	Antigua and Barbuda	\$ 4,286.47	\$ 4,338.98	\$ 4,338.98	\$ 5,295.93	\$ 313,128.86	\$ 331,389.22
		€ 4,176.74	€ 3,713.55	€ 3,713.55	€ 5,303.42	€ 12,316.52	€ 29,223.78
2	Armenia	\$ 75,000.00					\$ 75,000.00
3	Azerbaijan	\$ 125,682.25					\$ 125,682.25
4	Bolivia Plurinational State of	\$ 12,859.41	\$ 13,016.94				\$ 25,876.35
		€ 12,530.22	€ 11,140.65				€ 23,670.87
5	Cameroon	\$ 3,749.67					\$ 3,749.67
		€ 18,723.47					€ 18,723.47
6	Comoros	\$ 2,143.23	\$ 2,169.49	\$ 2,169.49	\$ 1,765.31	\$ 273,096.83	\$ 281,344.35
		€ 2,088.37	€ 1,856.77	€ 1,856.77	€ 1,767.81	€ 5,256.93	€ 12,826.65
7	Côte d'Ivoire	\$ 19,289.12	\$ 19,525.41	\$ 19,525.41			\$ 58,339.94
		€ 18,795.33	€ 16,710.98	€ 16,710.98	€ 17,678.05	€ 10,289.19	€ 80,184.53
8	Democratic Republic of Congo	€ 796.34					€ 796.34
9	Djibouti		\$ 2,169.49	\$ 2,169.49			\$ 4,338.98
			€ 1,856.77	€ 1,826.77			€ 3,683.54
10	Dominica	\$ 2,143.23					\$ 2,143.23
		€ 2,088.37					€ 2,088.37
11	Equatorial Guinea	\$ 4,286.47	\$ 4,338.98	\$ 2,902.81			\$ 11,528.26
		€ 844.81		€ 1,307.96			€ 2,152.77
12	Gabon	€ 6,704.15					€ 6,704.15
13	Georgia	\$ 121,732.31					\$ 121,732.31
14	Ghana	\$ 8,572.94					\$ 8,572.94
		€ 1,084.21					€ 1,084.21
15	Grenada	\$ 2,143.23	\$ 2,169.49				\$ 4,312.72
		€ 2,088.37	€ 1,856.77				€ 3,945.14
16	Guinea	\$ 2,143.23					\$ 2,143.23
		€ 2,088.37	€ 482.06				€ 2,570.43
17	Guinea-Bissau	\$ 2,143.23	\$ 2,169.49	\$ 2,169.49	\$ 1,765.31	\$ 100,807.45	\$ 109,054.97
		€ 2,088.37	€ 1,856.77	€ 1,856.77	€ 1,767.81	€ 5,256.93	€ 12,826.65

No.	Member Nation	Arrears Outstanding					Total Arrears
		2010	2009	2008	2007	Prior	
18	Honduras	€ 1,419.49					€ 1,419.49
19	Iran, Islamic Republic of	\$ 387,925.54					\$ 387,925.54
		€ 377,994.97					€ 377,994.97
20	Italy						
21	Kiribati	€ 243,792.73			\$ 1,765.31	\$ 1,765.31	€ 243,792.73 \$ 3,530.62
22	Kyrgyzstan				\$ 1,765.31	\$ 869,035.95 € 1,832.40	\$ 870,801.26 € 1,832.40
23	Marshall Islands	€ 673.47					€ 673.47
24	Mauritania	\$ 93.94					\$ 93.94
		€ 58.50					€ 58.50
25	Micronesia, Federated States	€ 2,088.37	€ 1,856.77	€ 1,259.79			€ 5,204.93
26	Moldova, Republic of	\$ 110,000.00					\$ 110,000.00
27	Nepal	€ 6,265.11					€ 6,265.11
28	Nicaragua	\$ 4,286.47	\$ 4,338.98	\$ 4,338.98	\$ 1,765.31		\$ 14,729.74
		€ 4,176.74	€ 3,713.55	€ 3,713.55	€ 1,767.81	€ 4,092.12	€ 17,463.77
29	Niger	\$ 2,143.23	\$ 1,204.23				\$ 3,347.46
		€ 2,088.37	€ 1,856.77				€ 3,945.14
30	Pakistan	€ 123,213.83	€ 107,363.21				€ 230,577.04
31	Palau	\$ 2,143.23	\$ 2,169.49	\$ 2,169.49	\$ 1,765.31	\$ 4,553.33	\$ 12,800.85
		€ 2,088.37	€ 1,856.77	€ 1,856.77	€ 1,767.81	€ 5,256.93	€ 12,826.65
32	Paraguay						
33	Saint Lucia	€ 10,319.38	\$ 817.32				€ 10,319.38 \$ 817.32
			€ 1,856.77				€ 1,856.77
34	Sao Tome and Principe	\$ 2,143.23	\$ 2,169.49	\$ 2,169.49	\$ 1,765.31	\$ 270,317.45	\$ 278,564.97
		€ 2,088.37	€ 1,856.77	€ 1,856.77	€ 1,767.81	€ 5,256.93	€ 12,826.65

No.	Member Nation	Arrears Outstanding					Total Arrears
		2010	2009	2008	2007	Prior	
35	Serbia	\$ 45,007.94					\$ 45,007.94
36	Seychelles	\$ 14,608.45					\$ 14,608.45
		€ 701.31					€ 701.31
37	Sierra Leone	\$ 2,143.23	\$ 352.68				\$ 2,495.91
		€ 2,088.37	€ 1,856.77	€ 1,856.77	€ 1,767.81	€ 5,256.93	€ 12,826.65
38	Somalia	\$ 2,143.23	\$ 2,169.49	\$ 2,169.49	\$ 1,765.31	\$ 346,221.45	\$ 354,468.97
		€ 2,088.37	€ 1,856.77	€ 1,856.77	€ 1,767.81	€ 5,256.93	€ 12,826.65
39	St Kitts and Nevis	\$ 2,143.23					\$ 2,143.23
40	Sudan		\$ 17,583.92				\$ 17,583.92
41	Tajikistan					\$ 115,469.79	\$ 115,469.79
42	Tanzania, United Republic of						
		€ 554.87					€ 554.87
43	The Former Yug. Rep. Of Macedonia	\$ 10,716.18					\$ 10,716.18
		€ 10,441.85					€ 10,441.85
44	Timor-Leste	\$ 2,143.23					\$ 2,143.23
		€ 2,088.37	€ 1,856.77	€ 1,856.77	€ 1,767.81		€ 7,569.72
45	Togo	\$ 2,143.23					\$ 2,143.23
46	Turkmenistan	\$ 12,859.41	\$ 13,016.94	\$ 13,016.94	\$ 8,826.55	\$ 435,587.35	\$ 483,307.19
		€ 12,530.22	€ 11,140.65	€ 11,140.65	€ 8,839.03	€ 19,341.25	€ 62,991.80
47	Uganda	\$ 6,429.71	\$ 6,508.47				\$ 12,938.18
		€ 6,265.11	€ 181.78				€ 6,446.89
48	United States of America	\$ 10,210,234.00				\$ 1,826,227.00	\$ 12,036,461.00
		€ 9,188,828.00					€ 9,188,828.00
49	Uruguay	\$ 57,867.35					\$ 57,867.35
50	Uzbekistan	\$ 17,145.88			\$ 7,386.42		\$ 24,532.30
		€ 16,706.96			€ 9,920.07		€ 26,627.03
51	Vanuatu	\$ 2,143.23					\$ 2,143.23
		€ 2,088.37					€ 2,088.37
52	Yugoslavia					\$ 8,405,308.00	\$ 8,405,308.00
Total of all Member Nations		\$ 11,282,638.73	\$ 100,229.28	\$ 57,140.06	\$ 35,631.38	\$ 12,961,518.77	\$ 24,437,158.22
		€ 10,094,746.62	€ 176,727.67	€ 52,670.64	€ 55,883.05	€ 79,413.06	€ 10,459,441.04

APPENDIX G

Member Nations with Potential Voting Rights Problems - status as at 5 April 2011

Member Nation	Amount in Arrears US\$	Amount in Arrears Euro	Euro Arrears Converted at Budget Rate into US\$	Consolidated Arrears Expressed in US\$	Contribution Due for Two Preceding years US\$	Contribution Due for Two Preceding years Euro	Euro Assessment Converted at Budget Rate into US\$	Consolidated Contributions Due for Two Preceding years	Minimum Payment required to Ensure Vote in US\$
1 Antigua and Barbuda	\$ 331,389.22	€ 29,223.78	\$ 36,853.37	\$ 368,242.59	\$ 8,625.45	€ 7,890.29	\$ 10,835.21	\$ 19,460.66	\$ 348,782.93
2 Armenia	\$ 75,000.00	€ -	\$ -	\$ 75,000.00	\$ 8,625.45	€ 7,890.29	\$ 10,835.21	\$ 19,460.66	\$ 55,540.34
3 Azerbaijan	\$ 125,682.25	€ -	\$ -	\$ 125,682.25	\$ 21,563.63	€ 19,725.73	\$ 27,088.04	\$ 48,651.67	\$ 77,031.58
4 Bolivia Plurinational State of	\$ 25,876.35	€ 23,670.87	\$ 32,505.64	\$ 58,381.99	\$ 25,876.35	€ 23,670.87	\$ 32,505.64	\$ 58,381.99	\$ 1.00
5 Comoros	\$ 281,344.35	€ 12,826.65	\$ 16,302.25	\$ 297,646.60	\$ 4,312.72	€ 3,945.14	\$ 5,417.60	\$ 9,730.32	\$ 287,917.28
6 Costa Rica	\$ 45,480.79	€ 306,264.36	\$ 397,687.73	\$ 443,168.52	\$ 138,007.20	€ 126,244.64	\$ 173,363.41	\$ 311,370.61	\$ 131,798.91
7 Côte d'Ivoire	\$ 58,339.94	€ 80,184.53	\$ 104,766.41	\$ 163,106.35	\$ 38,814.53	€ 35,506.31	\$ 48,758.46	\$ 87,572.99	\$ 75,534.36
8 Dominican Republic	\$ 155,944.52	€ 303,367.34	\$ 385,931.99	\$ 541,876.51	\$ 103,505.40	€ 94,683.48	\$ 130,022.55	\$ 233,527.95	\$ 308,349.56
9 Georgia	\$ 121,732.31	€ -	\$ -	\$ 121,732.31	\$ 12,938.18	€ 11,835.44	\$ 16,252.83	\$ 29,191.01	\$ 92,542.30
10 Grenada	\$ 4,312.72	€ 3,945.14	\$ 5,417.60	\$ 9,730.32	\$ 4,312.72	€ 3,945.14	\$ 5,417.60	\$ 9,730.32	\$ 1.00
11 Guinea-Bissau	\$ 109,054.97	€ 12,826.65	\$ 16,302.25	\$ 125,357.22	\$ 4,312.72	€ 3,945.14	\$ 5,417.60	\$ 9,730.32	\$ 115,627.90
12 Iraq	\$ 543,571.56	€ 50,467.34	\$ 69,897.27	\$ 613,468.83	\$ 64,690.88	€ 59,177.18	\$ 81,264.10	\$ 145,954.98	\$ 467,514.84
13 Kyrgyzstan	\$ 870,801.26	€ 1,832.40	\$ 2,180.56	\$ 872,981.82	\$ 4,312.72	€ 3,945.14	\$ 5,417.60	\$ 9,730.32	\$ 863,252.50
14 Liberia	\$ 270,645.44	€ 10,738.28	\$ 13,409.86	\$ 284,055.30	\$ 4,312.72	€ 3,945.14	\$ 5,417.60	\$ 9,730.32	\$ 274,325.98
15 Moldova, Republic of	\$ 110,000.00	€ -	\$ -	\$ 110,000.00	\$ 4,312.72	€ 3,945.14	\$ 5,417.60	\$ 9,730.32	\$ 100,270.68
16 Nauru	\$ 521.16	€ 10,738.28	\$ 13,817.09	\$ 14,338.25	\$ 4,312.72	€ 3,945.14	\$ 5,417.60	\$ 9,730.32	\$ 4,608.93
17 Nicaragua	\$ 14,729.74	€ 17,463.77	\$ 22,858.96	\$ 37,588.70	\$ 8,625.45	€ 7,890.29	\$ 10,835.21	\$ 19,460.66	\$ 18,129.03
18 Palau	\$ 12,800.85	€ 12,826.65	\$ 16,302.25	\$ 29,103.10	\$ 4,312.72	€ 3,945.14	\$ 5,417.60	\$ 9,730.32	\$ 19,373.78
19 Peru	\$ 519,398.33	€ 618,723.43	\$ 817,286.66	\$ 1,336,684.99	\$ 336,392.55	€ 307,721.31	\$ 422,573.30	\$ 758,965.85	\$ 577,720.14
20 Sao Tome and Principe	\$ 278,564.97	€ 12,826.65	\$ 16,302.25	\$ 294,867.22	\$ 4,312.72	€ 3,945.14	\$ 5,417.60	\$ 9,730.32	\$ 285,137.90
21 Sierra Leone	\$ 2,495.91	€ 12,826.65	\$ 16,302.25	\$ 18,798.16	\$ 4,312.72	€ 3,945.14	\$ 5,417.60	\$ 9,730.32	\$ 9,068.84
22 Somalia	\$ 354,468.97	€ 12,826.65	\$ 16,302.25	\$ 370,771.22	\$ 4,312.72	€ 3,945.14	\$ 5,417.60	\$ 9,730.32	\$ 361,041.90
23 Tajikistan	\$ 115,469.79	€ -	\$ -	\$ 115,469.79	\$ 4,312.72	€ 3,945.14	\$ 5,417.60	\$ 9,730.32	\$ 105,740.47
24 Timor-Leste	\$ 2,143.23	€ 7,569.72	\$ 10,046.50	\$ 12,189.73	\$ 4,312.72	€ 3,945.14	\$ 5,417.60	\$ 9,730.32	\$ 2,460.41
25 Turkmenistan	\$ 483,307.19	€ 62,991.80	\$ 81,191.46	\$ 564,498.65	\$ 25,876.35	€ 23,670.87	\$ 32,505.64	\$ 58,381.99	\$ 506,117.66
	\$ 4,913,075.82	€ 1,604,140.94	\$ 2,091,664.57	\$ 7,004,740.39	\$ 849,606.78	€ 777,193.52	\$ 1,067,268.41	\$ 1,916,875.19	\$ 5,087,890.20

APPENDIX H

Payment patterns of largest 15 contributors (representing approximately 84.65% of assessed contributions)

Current Assessments Received/Unpaid 2005-2011 (millions of USD and EUR)


	Rate	Year	Assessed	Jan	Feb	Mar	Apr	May	Jun	Jul	Aug	Sep	Oct	Nov	Dec	Unpaid at period end
United States of America	22.000%	2011 EUR	45.94													
		2011 USD	51.05													
	22.000%	2010 EUR	45.94												36.75	9.19
		2010 USD	51.05												40.84	10.21
	22.000%	2009 EUR	40.85												32.68	8.17
		2009 USD	53.53											42.82		10.71
	22.000%	2008 EUR	40.85												2.50	38.35
		2008 USD	53.53											37.47		16.06
	22.000%	2007 EUR	38.89												27.27	11.62
		2007 USD	41.79												29.25	12.54
	22.000%	2006 EUR	38.89											15.72	16.57	6.60
		2006 USD	41.79												22.00	19.79
22.000%	2005 EUR	38.38												16.46	21.92	-
	2005 USD	38.67														38.67
Japan	16.706%	2011 EUR	34.89													
		2011 USD	35.80													
	16.706%	2010 EUR	34.89				17.79			17.10						-
		2010 USD	35.80				18.26			17.54						-
	16.706%	2009 EUR	31.02	5.94				25.08								-
		2009 USD	36.24	1.22				35.02								-
	16.706%	2008 EUR	31.02								31.02					-
		2008 USD	36.24								36.24					-
	19.858%	2007 EUR	35.10							17.53				17.53		-
		2007 USD	35.06							17.55				17.55		-
	19.858%	2006 EUR	35.10											17.55	17.55	-
		2006 USD	35.06											17.53	17.53	-
19.611%	2005 EUR	34.21										17.11			17.10	
	2005 USD	33.22										16.61			16.61	

Rate	Year	Assessed	Jan	Feb	Mar	Apr	May	Jun	Jul	Aug	Sep	Oct	Nov	Dec	Unpaid at period end
Canada	2.992%	2011 EUR	6.25	6.25											
		2011 USD	6.41	6.41											
	2.992%	2010 EUR	6.25	6.25											-
		2010 USD	6.41	6.41											-
	2.992%	2009 EUR	5.56	5.56											-
		2009 USD	6.49	6.49											-
	2.992%	2008 EUR	5.56	5.56											-
		2008 USD	6.49	6.49											-
	2.869%	2007 EUR	5.07		5.07										-
		2007 USD	5.06		5.06										-
	2.869%	2006 EUR	5.07	5.07											-
		2006 USD	5.06	5.06											-
	2.570%	2005 EUR	4.48	4.48											-
		2005 USD	4.35	4.35											-
Spain	2.983%	2011 EUR	6.23												
		2011 USD	6.39												
	2.983%	2010 EUR	6.23								6.23				-
		2010 USD	6.39									6.39			-
	2.983%	2009 EUR	5.54						5.54						-
		2009 USD	6.47												6.47
	2.983%	2008 EUR	5.54			5.54									-
		2008 USD	6.47			6.47									-
	2.571%	2007 EUR	4.55						4.55						-
		2007 USD	4.54						4.54						-
	2.571%	2006 EUR	4.55		4.55										-
		2006 USD	4.54			4.54									-
	2.531%	2005 EUR	4.42						4.42						-
		2005 USD	4.29						4.29						-

Rate	Year	Assessed	Jan	Feb	Mar	Apr	May	Jun	Jul	Aug	Sep	Oct	Nov	Dec	Unpaid at period end
China	2.680%	2011 EUR	5.60												
		2011 USD	5.74												
	2.680%	2010 EUR	5.60				5.60								-
		2010 USD	5.74				5.74								-
	2.680%	2009 EUR	4.98				4.98								-
		2009 USD	5.81				5.81								-
	2.680%	2008 EUR	4.98						2.40				2.58		-
		2008 USD	5.81				5.81								-
	2.094%	2007 EUR	3.70						3.40		0.30				-
		2007 USD	3.70								2.00		1.70		-
	2.094%	2006 EUR	3.70									3.55	0.15		-
		2006 USD	3.70						3.70						-
	1.539%	2005 EUR	2.69										2.69		-
		2005 USD	2.61							2.61					-
Mexico	2.268%	2011 EUR	4.74												
		2011 USD	4.86												
	2.268%	2010 EUR	4.74						4.74						-
		2010 USD	4.86						4.86						-
	2.268%	2009 EUR	4.21				0.26		0.16						3.79
		2009 USD	4.92				4.92								-
	2.268%	2008 EUR	4.21												4.21
		2008 USD	4.92												4.92
	1.921%	2007 EUR	3.40												3.40
		2007 USD	3.39		1.32	1.69			0.12						0.26
	1.921%	2006 EUR	3.40												3.40
		2006 USD	3.39						0.07	0.48	0.48	0.49	0.50	0.50	0.49
	1.091%	2005 EUR	1.90		1.90										-
		2005 USD	1.85			0.34						0.74			0.77

Rate	Year	Assessed	Jan	Feb	Mar	Apr	May	Jun	Jul	Aug	Sep	Oct	Nov	Dec	Unpaid at period end
Australia	1.796%	2011 EUR	3.75												
		2011 USD	3.85												
	1.796%	2010 EUR	3.75						3.75						-
		2010 USD	3.85						3.85						-
	1.796%	2009 EUR	3.33							3.33					-
		2009 USD	3.90							3.90					-
	1.796%	2008 EUR	3.33								3.33				-
		2008 USD	3.90							3.90					-
	1.624%	2007 EUR	2.87								2.87				-
		2007 USD	2.87							2.87					-
	1.624%	2006 EUR	2.87								2.87				-
		2006 USD	2.87						2.87						-
1.635%	2005 EUR	2.85								2.85				-	
	2005 USD	2.77							2.77					-	
Switzerland	1.222%	2011 EUR	2.55	2.55											
		2011 USD	2.62	2.62											
	1.222%	2010 EUR	2.55	2.55											-
		2010 USD	2.62		2.62										-
	1.222%	2009 EUR	2.27	2.27											-
		2009 USD	2.65	2.65											-
	1.222%	2008 EUR	2.27	2.14						0.13					-
		2008 USD	2.65	2.24							0.41				-
	1.221%	2007 EUR	2.16	2.16											-
		2007 USD	2.16	2.16											-
	1.221%	2006 EUR	2.16		2.16										-
		2006 USD	2.16		2.16										-
1.280%	2005 EUR	2.23		2.23										-	
	2005 USD	2.17		2.17										-	
Russian Federation	1.206%	2011 EUR	2.51		2.51										
		2011 USD	2.58		2.58										
	1.206%	2010 EUR	2.51		2.51										-
		2010 USD	2.58		2.58										-
	1.206%	2009 EUR	2.24	2.24											-
		2009 USD	2.62	2.62											-
	1.206%	2008 EUR	2.24	2.24											-
		2008 USD	2.62	2.62											-
	1.106%	2007 EUR	1.96		1.96										-
		2007 USD	1.95		1.95										-
	1.106%	2006 EUR	1.47							1.47					-
		2006 USD	1.46							1.46					-

APPENDIX I

 Food and Agriculture Organization of the United Nations Regular Programme Contributions Largest 25 Contributors Status as at: 5 April 2011									
Member Nations	Assessment Rate	Amounts received year to date (*)		Contributions Outstanding (**)					
				Relating to 2011 Assessments		Arrears: 2010 & prior		Total	
				USD	EUR	USD	EUR	USD	EUR
7 United States of America	22.000%	-	-	51,051,170.00	45,944,140.00	12,036,461.00	9,188,828.00	63,087,631.00	55,132,968.00
2 Japan	16.706%	-	-	35,804,883.91	34,888,309.22	-	-	35,804,883.91	34,888,309.22
3 Germany	8.619%	-	-	18,472,542.47	17,999,661.03	-	-	18,472,542.47	17,999,661.03
4 United Kingdom	6.675%	14,306,093.63	13,939,869.75	-	-	-	-	-	-
5 France	6.332%	13,570,964.02	13,223,558.84	-	-	-	-	-	-
6 Italy	5.104%	-	-	10,939,071.44	10,659,040.48	-	243,792.73	10,939,071.44	10,902,833.21
7 Canada	2.992%	6,412,559.12	6,248,403.04	-	-	-	-	-	-
8 Spain	2.983%	-	-	6,393,270.01	6,229,607.71	-	-	6,393,270.01	6,229,607.71
9 China	2.680%	-	-	5,743,869.80	5,596,831.60	-	-	5,743,869.80	5,596,831.60
10 Mexico	2.268%	-	-	4,860,856.98	4,736,423.16	-	-	4,860,856.98	4,736,423.16
11 Korea, Republic of	2.184%	3,663,175.37	-	4,680,825.24	4,561,000.08	-	-	4,680,825.24	4,561,000.08
12 Netherlands	1.882%	4,033,568.27	3,930,312.34	-	-	-	-	-	-
13 Australia	1.796%	-	-	3,849,250.06	3,750,712.52	-	-	3,849,250.06	3,750,712.52
14 Switzerland	1.222%	2,619,033.17	2,551,988.14	-	-	-	-	-	-
15 Russian Federation	1.206%	2,584,741.41	2,518,574.22	-	-	-	-	-	-
16 Belgium	1.108%	2,374,704.38	2,313,913.96	-	-	-	-	-	-
17 Sweden	1.076%	2,306,120.86	2,247,086.12	-	-	-	-	-	-
18 Austria	0.891%	1,909,622.39	1,586,093.30	-	527,742.51	-	-	-	527,742.51
19 Brazil	0.880%	-	-	1,886,046.80	1,837,765.60	-	-	1,886,046.80	1,837,765.60
20 Norway	0.786%	746.83	1,039.59	1,683,835.88	1,640,419.23	-	-	1,683,835.88	1,640,419.23
21 Saudi Arabia	0.752%	1,611,712.72	1,570,454.24	-	-	-	-	-	-
22 Denmark	0.743%	1,592,423.61	1,551,658.91	-	-	-	-	-	-
23 Greece	0.599%	-	-	1,283,797.77	1,250,933.63	-	-	1,283,797.77	1,250,933.63
24 Finland	0.567%	1,215,214.25	1,184,105.79	-	-	-	-	-	-
25 Portugal	0.530%	-	-	1,135,914.55	1,106,836.10	-	-	1,135,914.55	1,106,836.10
Total Largest 25 Contributors	92.581%	58,200,680.03	52,867,058.24	147,785,334.91	140,729,422.87	12,036,461.00	9,432,620.73	159,821,795.91	150,162,043.60
All other Member Nations	7.419%	7,865,031.63	8,488,930.49	8,928,025.72	8,094,414.73	15,617,488.57	3,453,069.09	24,545,514.29	11,547,483.82
Total	100.000%	66,065,711.66	61,355,988.73	156,713,360.63	148,823,837.60	27,653,949.57	12,885,689.82	184,367,310.20	161,709,527.42

(*) includes advances from 2010

(**) excludes Conference authorized instalments due after 2011 of USD 6,564,905.26 and EUR 356,076.63