

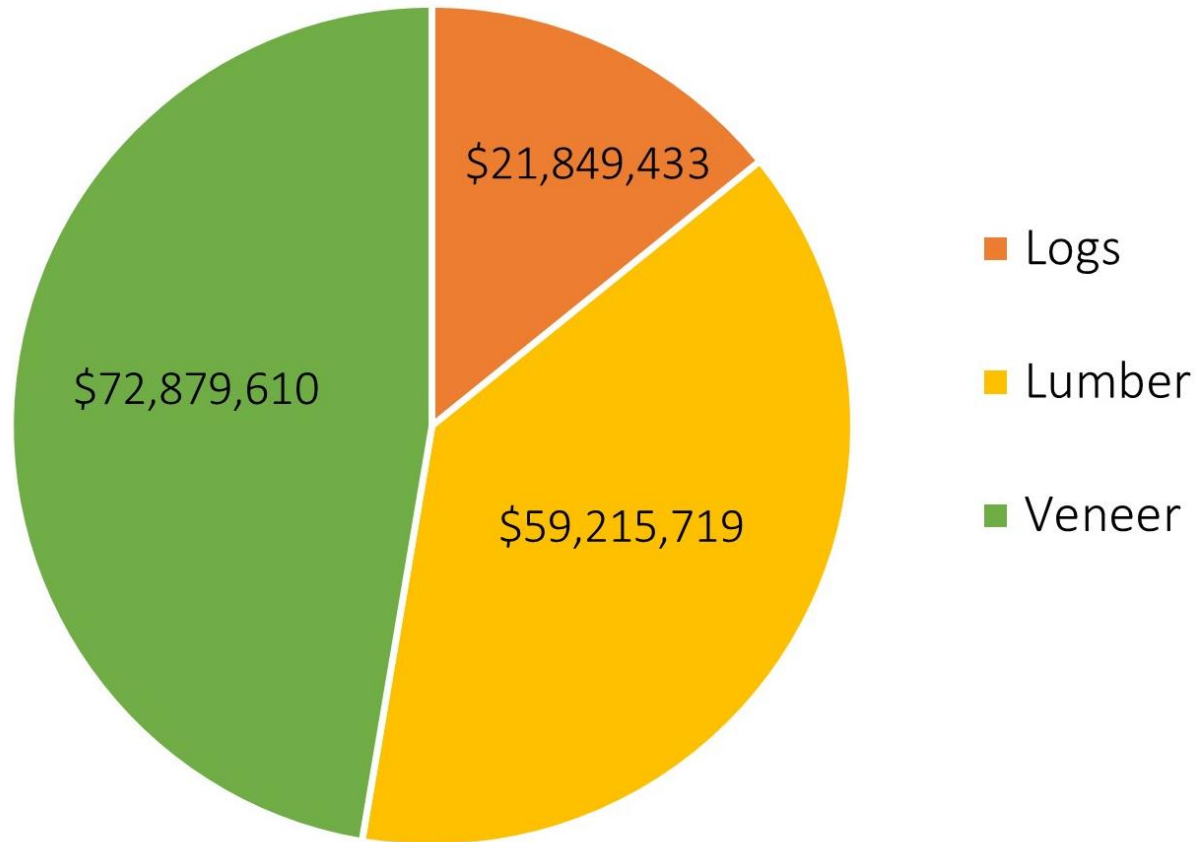


# 2021 Indiana Hardwood Export Statistics Update

*ISDA – Hardwoods Program  
March 2022*

## Indiana Hardwood 2021 World Exports by Commodity

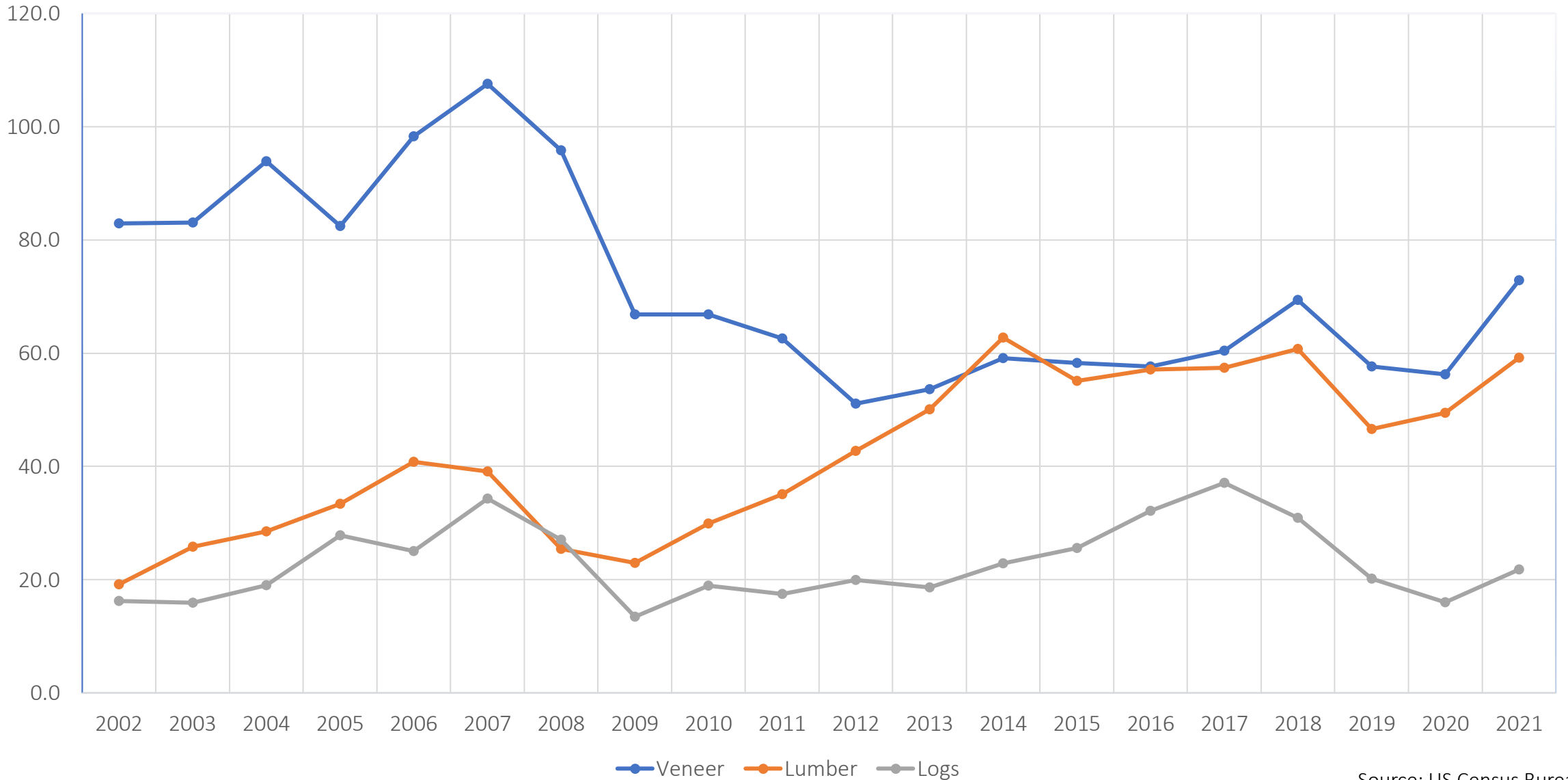
Sales - \$153,994,762



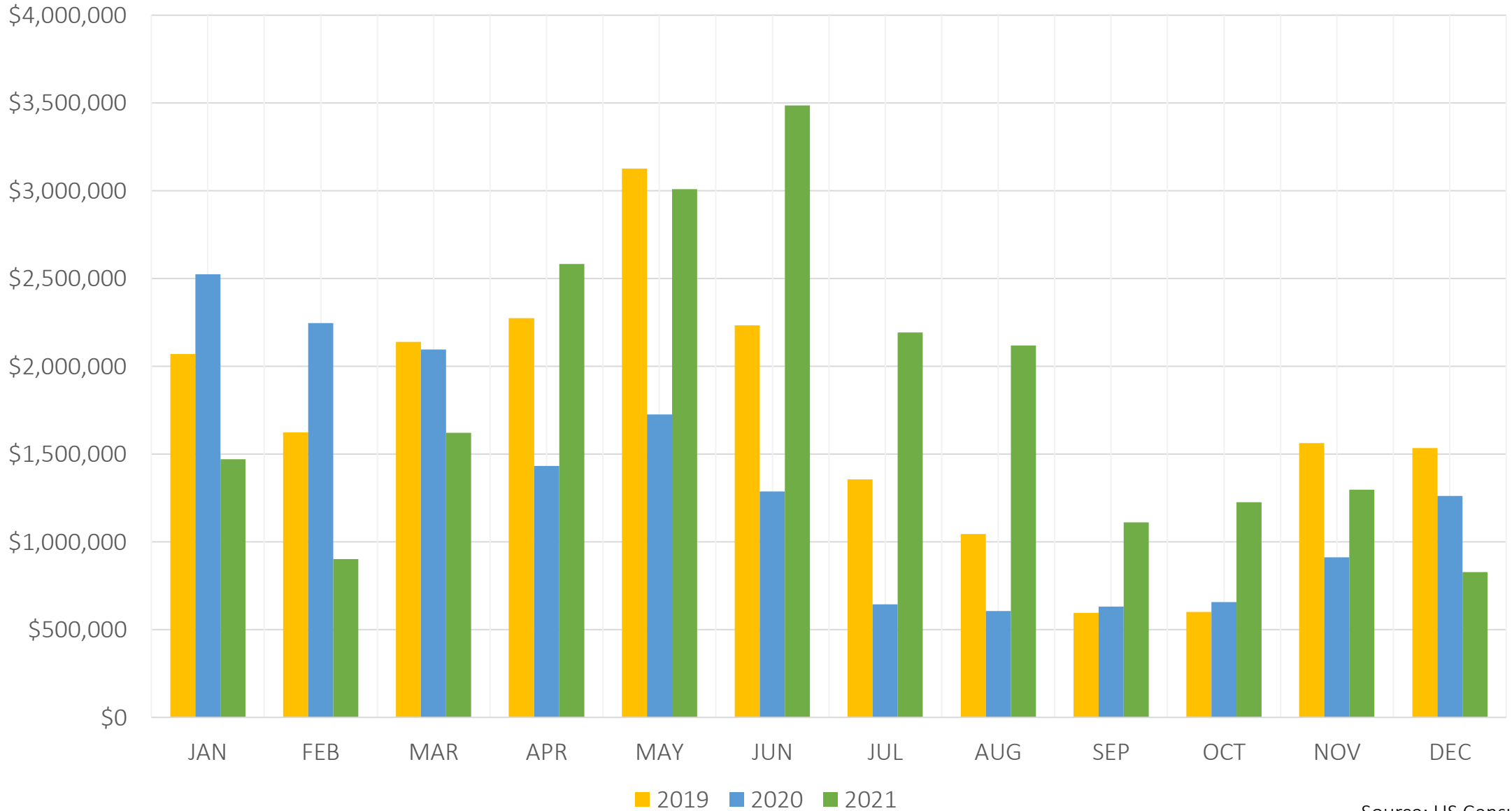
Source: US Census Bureau



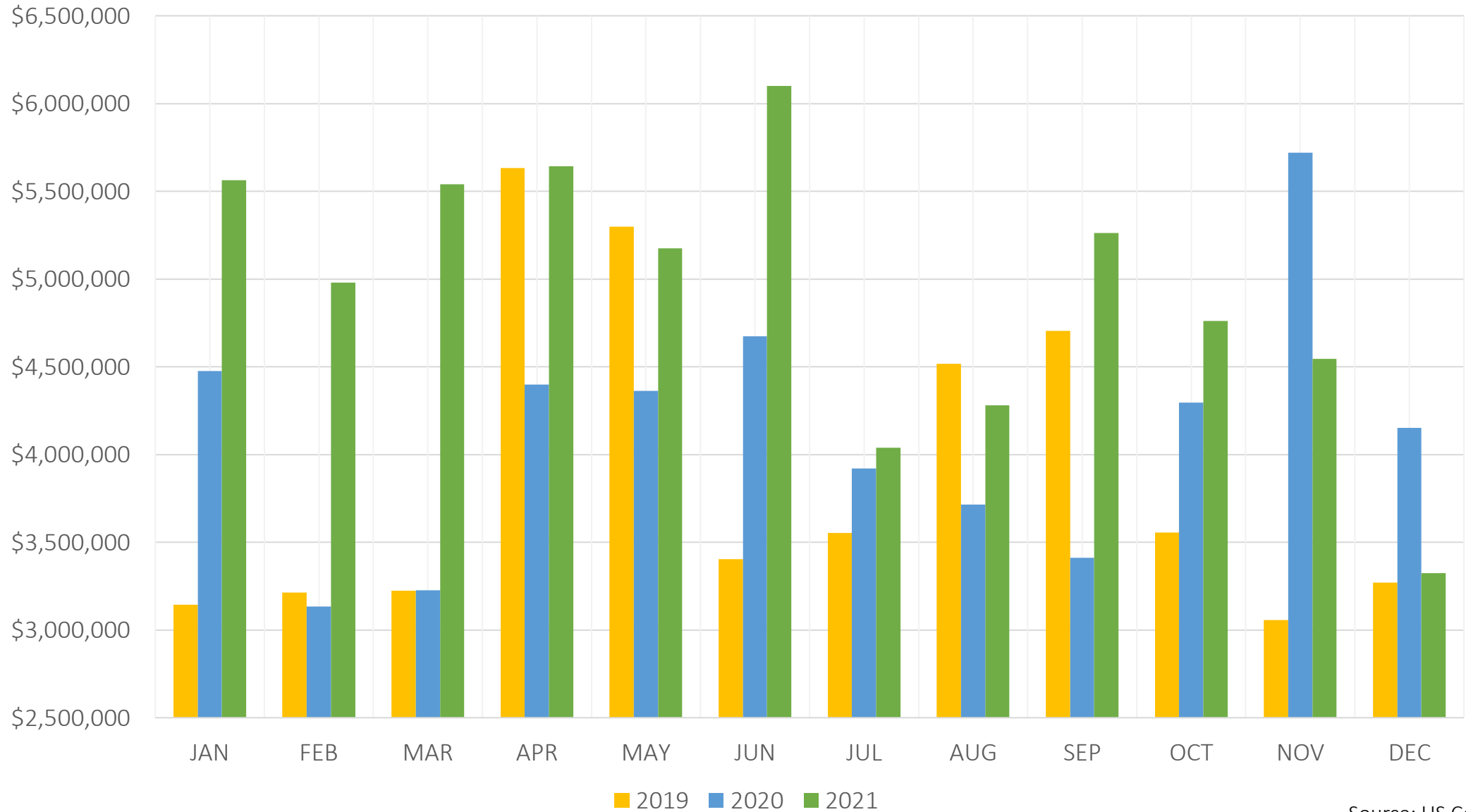
### Indiana Hardwood Exports - USD Millions



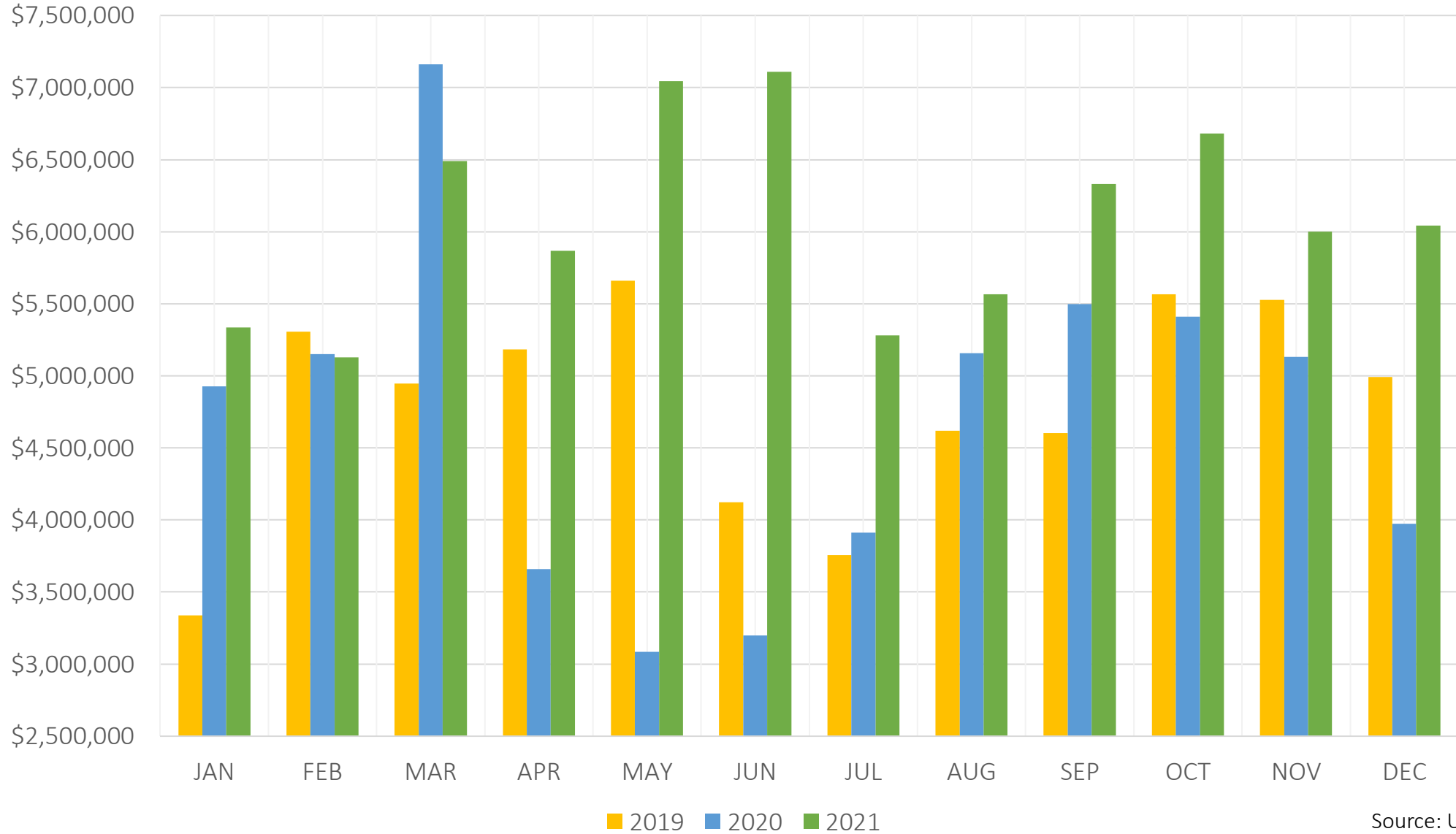
### Indiana World Log Exports (USD)



### Indiana World Lumber Exports (USD)



### Indiana World Veneer Exports (USD)



## Indiana's Top 10 Global Markets by Hardwood Commodity, by 2021 USD Sales

	Veneer
	World Total
1	Canada
2	Spain
3	Portugal
4	Germany
5	Belgium
6	Indonesia
7	Italy
8	Mexico
9	South Africa
10	China

	Lumber
	World total
1	China
2	Canada
3	Japan
4	Vietnam
5	Spain
6	Mexico
7	India
8	United Kingdom
9	Australia
10	New Zealand

	Logs
	World Total
1	China
2	Vietnam
3	Italy
4	Pakistan
5	India
6	Taiwan
7	Czech Republic
8	Japan
9	Turkey
10	Cambodia

Source: US Census Bureau

## 2021 Rankings- Top 15 export markets for Indiana logs

	2015	2016	2017	2018	2019	2020	2021
World Total	\$25,582,120	\$32,158,310	\$37,355,618	\$30,914,346	\$20,166,328	\$16,024,230	\$21,849,433
1 China	15,014,522	21,850,169	25,413,877	18,540,502	8,734,875	9,966,465	16,510,877
2 Vietnam	1,682,531	2,282,769	2,472,637	2,097,169	3,755,335	2,281,550	1,865,788
3 Italy	592,789	539,708	387,356	245,331	320,647	344,271	603,013
4 Pakistan	264,000	266,900	662,450	447,931	586,842	324,098	500,050
5 India	740,115	526,045	769,127	843,841	739,222	548,458	378,422
6 Taiwan	1,091,157	1,093,096	1,293,331	1,368,957	1,231,077	743,946	303,014
7 Czech Republic	310,750	32,000		276,919	205,631	3,677	268,096
8 Japan	1,175,936	1,039,441	1,100,108	1,230,644	914,964	842,436	236,720
9 Turkey	420,000	137,406	369,768	786,345	669,218	480,132	194,971
10 Cambodia				353,217	248,792		186,715
11 Slovenia		34,703					156,553
12 Korea, South	762,800	747,848	867,340	708,592	856,899	215,446	154,698
13 Indonesia	69,996	199,538	128,700	24,986	94,749		112,840
14 Germany	1,336,328	1,300,205	415,042	294,293	908,744	75,321	82,260
15 Mexico							73,710



## 2021 Rankings- Top 15 export markets for Indiana lumber

Country	2015	2016	2017	2018	2019	2020	2021
World total	\$55,061,923	\$57,130,909	\$57,379,740	\$60,774,749	\$46,577,332	\$49,511,917	\$59,215,719
1 China	16,178,568	18,508,123	25,484,595	29,577,527	17,908,101	22,018,794	19,885,290
2 Canada	6,962,064	7,872,397	10,826,349	10,340,058	7,042,013	9,447,930	14,184,052
3 Japan	13,730,621	12,976,440	8,567,844	8,440,005	7,612,137	4,811,047	8,473,628
4 Vietnam	1,152,002	3,182,507	4,044,399	4,666,232	4,437,029	4,424,735	6,473,647
5 Spain	1,989,261	1,006,037	1,108,291	827,960	717,551	346,310	1,661,979
6 Mexico	8,728,129	8,377,639	752,957	1,236,342	511,918	3,061,311	1,232,855
7 India	51,261	30,000	19,000	88,657	107,556	241,427	886,431
8 United Kingdom	811,758	836,563	1,255,128	1,627,180	1,946,221	1,138,850	820,350
9 Australia	15,000	65,985	28,859	67,709	134,538	602,696	705,185
10 New Zealand	19,862	266,857	255,800	142,205	300,197	194,013	562,867
11 Turkey	1,058,856	640,359	1,407,057	594,020	1,346,394	141,214	498,142
12 United Arab Emirates		26,174		354,878	52,500	25,050	371,083
13 Germany	718,778	484,333	631,257	401,508	416,892	119,925	362,883
14 Thailand	42,167	107,690	209,400	234,559	55,505	282,564	292,933
15 Italy	927,612	737,411	335,048	257,331	425,569	404,329	283,485

## 2021 Rankings- Top 15 export markets for Indiana veneer

	2015	2016	2017	2018	2019	2020	2021
World Total	\$58,275,422	\$57,634,305	\$60,395,775	\$69,390,837	\$57,623,300	\$56,505,356	\$72,879,610
1 Canada	17,842,402	15,788,962	19,988,686	24,483,349	22,992,994	21,144,769	29,838,882
2 Spain	4,465,053	6,547,639	6,892,941	5,933,822	4,678,112	7,774,826	6,756,936
3 Portugal	2,265,506	2,568,448	3,380,513	3,999,025	2,239,879	2,551,225	3,799,889
4 Germany	6,126,277	6,744,586	4,897,237	5,026,520	3,159,417	2,890,591	3,424,366
5 Belgium	1,509,061	1,411,603	2,535,051	2,878,407	1,890,965	1,244,724	2,486,765
6 Indonesia	584,658	529,839	714,109	1,065,670	1,162,520	758,144	2,324,917
7 Italy	736,423	1,207,485	2,066,671	1,966,427	1,536,861	1,730,845	2,094,482
8 Mexico	1,345,812	1,078,171	558,634	1,811,002	1,371,840	1,102,509	2,019,293
9 South Africa	2,453,495	3,068,000	1,905,452	2,534,253	2,093,493	1,678,898	1,992,017
10 China	3,627,961	3,023,389	2,839,379	2,443,297	2,247,129	691,468	1,761,230
11 Vietnam	321,181	633,494	974,082	1,224,824	1,621,642	2,163,706	1,741,106
12 Greece		291,154	464,510	918,529	855,370	503,130	1,653,289
13 Austria	2,518,464	2,344,088	1,262,522	784,227	1,080,730	1,441,735	1,579,041
14 United Arab Emirates	624,900	800,658	406,410	2,077,503	903,678	1,443,779	1,456,156
15 Australia	815,865	772,019	736,318	856,321	1,029,702	791,615	1,413,092

## INDIANA HARDWOODS – BY THE NUMBERS

High-quality hardwood forests and a business-friendly environment rank Indiana nationally:


- > **1st** in the production of wood office furniture and hardwood veneer
- > **2nd** in wood kitchen cabinets, wood countertops and manufactured homes
- > **3rd** in engineered wood products
- > **4th** in pre-fabricated wood buildings
- > **5th** in upholstered household furniture

Indiana's hardwood industry has an annual economic impact of over **\$10 billion** and supports **70,000 jobs** -- 44,000 in primary and secondary manufacturing and 26,000 in ancillary sectors. In 2020, Indiana hardwood producers exported about **\$122 million** worth of logs, lumber and veneer to over **60 countries** around the world. **84%** of Indiana's **4.9 million forest acres** are privately owned. Statewide timber growth exceeds removals for harvest and natural tree mortality by **2.3 times**. Hoosier forests offer a sustainable and natural raw material for manufacturers with an environmental impact difficult to beat.



[isda.in.gov/hardwoods](https://isda.in.gov/hardwoods)

# Grow Your Indiana Hardwoods Business!



## INDUSTRY NAVIGATION

*We support involvement and awareness of Indiana resources for:*

- Business advising and training
- Equipment and utility needs
- Funding opportunities
- Project credits, incentives and exemptions
- Research and development
- Workforce training



## ADVOCACY AND REGULATORY SUPPORT

*We facilitate ease of doing business through:*

- Association/committee representation
- Business retention and expansion visits
- Community engagement connections
- Domestic and international trade shows
- Hardwood "stump to product" tours
- State agency navigation



## MARKET ACCESS AND DEVELOPMENT

*We aid in entering markets and expanding sales by:*

- Business to business connections
- Export assistance and trade leads
- Finding suppliers and end markets
- Market research and industry strategy
- Targeted business directories
- Technical support



ISDA, Economic Development Division  
Chris Gonso, Hardwoods Program Manager

[CGonso@isda.in.gov](mailto:CGonso@isda.in.gov)

317.690.4738

One North Capitol Avenue, Suite 600  
Indianapolis, IN 46204