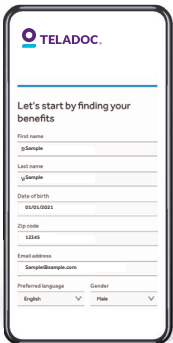




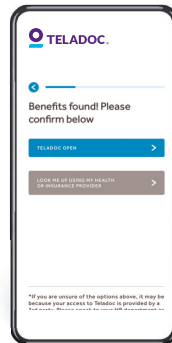
# How to set up your Teladoc account

Simply download the Teladoc app and follow the four steps you see below.



## 1 Confirm benefits

Provide some information about yourself to confirm your eligibility.




## 2 Benefit confirmation

We'll confirm that we found your benefits so you can finish creating your account.



## 3 Create account

Provide your contact information and preferred language.



## 4 Complete account

Create a username, password and pick security questions to ensure your account is secure.

## Set up your Teladoc account today

Visit [Teladoc.com](https://www.teladoc.com)

Call 1-800-TELADOC (835-2362) | Download the app