

New publication


Climatological averages for 1981-2010 and 2001-2010

for stations appearing in the monthly bulletin of the Climatological Observers Link

ISBN 978-0-9569485-0-2

Available 1 September – orders accepted now

- **This new edition of the COL averages booklet has been completely revised** to include details for the new standard averaging period 1981-2010 as well as the more recent decade 2001-2010
- **Includes details from some 250 sites** - averages and extremes of temperature, precipitation, sunshine, barometric pressure and frequencies of snowfall, thunder, hail and the like: over 400 pages in all
- **Updated station details** including site and instrument descriptions
- **Limited edition print run: copies available from 1 September**
- **Special price for current COL members**



HOW TO ORDER

To order your copy/copies, please complete your requirements below. To obtain maximum economy of scale we will print and bind only one batch of books with only a small number of spare copies. Please order your copy early to avoid disappointment.

PRICE

Current COL members

Non-members

within UK

£15.00 per copy

£25.00 per copy

outside UK, within EU

£20.00 / € 23.00 per copy

£30.00 per copy

Prices include printing, binding and postage/packing. Print costs have been partially subsidised from existing COL funds, and the member's price reflects this. Kindly note that, owing to very large file size, this document is not available as a downloadable file.

YOUR ORDER DETAILS – please detach and return form below with payment. Please make cheques payable to 'Climatological Observers Link'. **Please write clearly as this will be used to prepare your address label.**



Please send me copies of *Climatological averages for 1981-2010 and 2001-2010*

Name COL station:

Address

Postcode

Tel. no

E-mail address

Please return this form with payment to:
**The Editor, Climatological Observers Link,
16 Wootton Way, Maidenhead, Berkshire
SL6 4QU, UK**

Climatological averages for 1981-2010 and 2001-2010

for stations appearing in the monthly bulletin
of the Climatological Observers Link


86020
Dorset
Weymouth

Postcode
DT4

Averages for period
1981-2010

Grade
A

TEMPERATURE °C	Jan	Feb	Mar	Apr
Mean daily maximum	8.6	8.5	10.3	12
Mean daily minimum	4.0	3.4	4.7	5
Mean temperature	6.3	6.0	7.5	9
Highest maximum	13.6	14.1	17.4	22
Year	2007	2002	1989	2001
Lowest minimum	-9.8	-9.0	-5.0	-2
Year	1987	1991	1985	1990
Highest minimum	13.4	15.0	10.6	12
Year	1985	1991	1990	2001
Lowest maximum	-4.2	-3.3	-0.2	4
Year	1987	1991	1986	2001
Air frosts	4.7	5.2	1.8	0
Ground frost	11.1	10.5	9.1	4
PRECIPITATION mm	Jan	Feb	Mar	Apr
Monthly mean	75.9	57.9	61.8	49
Wettest day	24.6	32.5	30.0	26
Year	2001	2009	1982	1999
Wettest month	147.5	153.5	141.9	123
Year	1988	1990	1981	2001
Driest month	12.1	4.9	7.0	1
Year	1987	1986	1990	1990
SUNSHINE hours	Jan	Feb	Mar	Apr
Monthly mean	67.2	89.5	128.7	196
Daily mean	2.17	3.17	4.15	6.5
Days nil sunshine	10.1	7.8	6.7	3
Sunniest day	8.6	10.0	12.2	13
Year	2006	1996	1995	2001
Sunniest month	121.8	140.3	222.6	270
Year	2003	2008	2007	2001
Dullest month	23.3	49.1	56.7	131
Year				



By

Stephen Burt and Roger Brugge

July 2011

MSL PRESSURE mbar

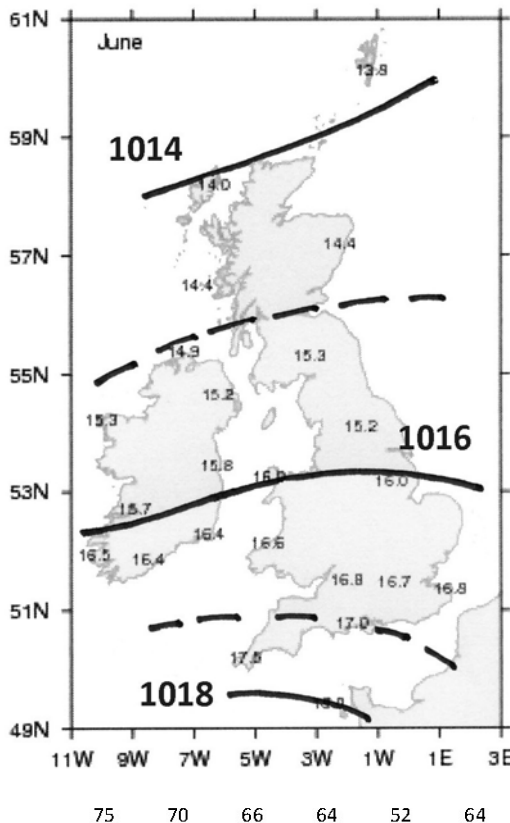
Monthly mean (morning

DAYS WITH ...

- Snow/sleet falling
- Snow lying mng ob
- Hail <5 mm
- Thunder heard
- Fog at morning ob
- Gale

Site and instrument met

Records from Westhaven Hill (676 791). Current site: a pair of sites as directed by the Met Office



	1992	1983	1982	1994	1989	Annual	Yrs
Aug	1016.3	1017.2	1014.4	1014.4	1015.7	1016.3	30
Sept	0	0	0	0.1	0.8	5.1	16
Oct	0	0	0	0.1	0.2	0.6	16
Nov	0	0	0.1	0.5	0.3	3.4	16
Dec	0.6	0.1	0.4	0.4	0.1	3.8	16
Annual	0.1	0.1	0	0	0.3	2.1	16
Yrs	0.1	0.1	0.1	0.2	0.4	1.6	16

raingauge SY 661 796, sunshine recorder SY 661 791, a fenced area of a school playing field, set up in 1981 containing standard sheathed dry-bulb, wet-

1981-2010 - Estimated averages, all regions

	Long	NGR	Altitude AMSL								
2011	1.87W	NZ(45) 085 254	253m	July	Aug	Sept	Oct	Nov	Dec	Annual	Yrs
July	9.2	18.4	15.7	11.6	7.9	5.3	11.5	E30			
Aug	0.3	10.1	8.1	5.6	2.5	0.5	4.5	E30			
Sept	4.7	14.2	11.9	8.6	5.2	2.9	8.0	E30			
Oct	71	70	65	95	84	88	864	E30			
Nov											
Dec											
Annual											
Yrs											

Climatolog

**Durham
Copley**

TEMPERATURE °C

Mean daily maximum
Mean daily minimum
Mean temperature

PRECIPITATION mm

Monthly mean