



United States Department of Agriculture
National Agricultural Statistics Service



DECEMBER CROP PRODUCTION

Executive Summary

DECEMBER 10, 2013

12:00 PM



Contents

Field Crops	Fruits/Nuts	Specialty Crops
Cotton	Citrus	Dry Beans
Sugarcane		Coffee



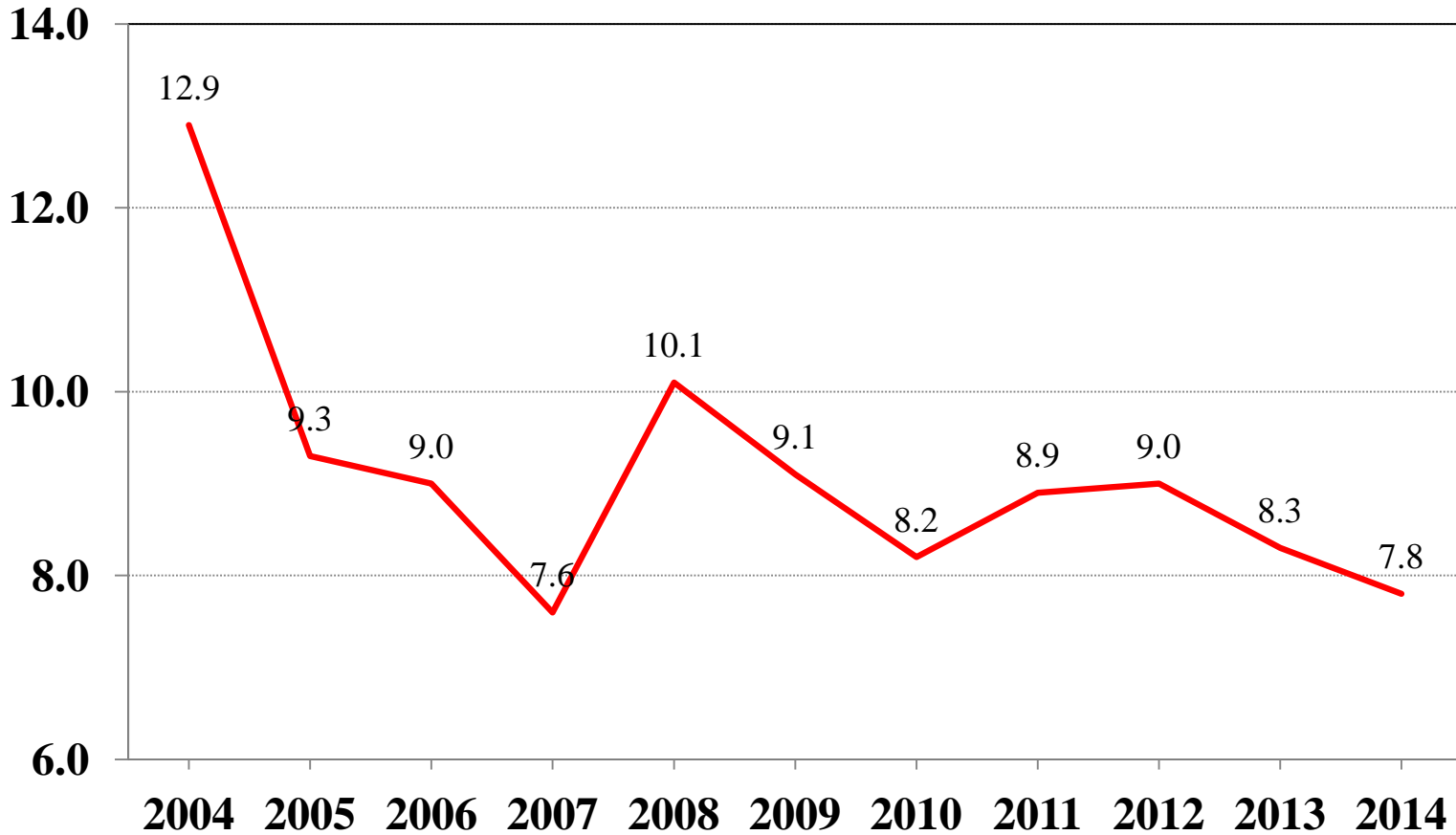
December 2013 Crop Production

Crop	Unit	December 2013	% Change from Previous Forecast	% Change from Previous Season
Oranges	Mil Tons	7.78	-2.3	-6.8
Grapefruit	Mil Tons	1.08	-4.2	-9.0
Tangelos	Thou Tons	45.0	NC	NC
Tangerines and Mandarins	Thou Tons	719	-1.0	+5.1



U.S. Orange Production

Million Tons





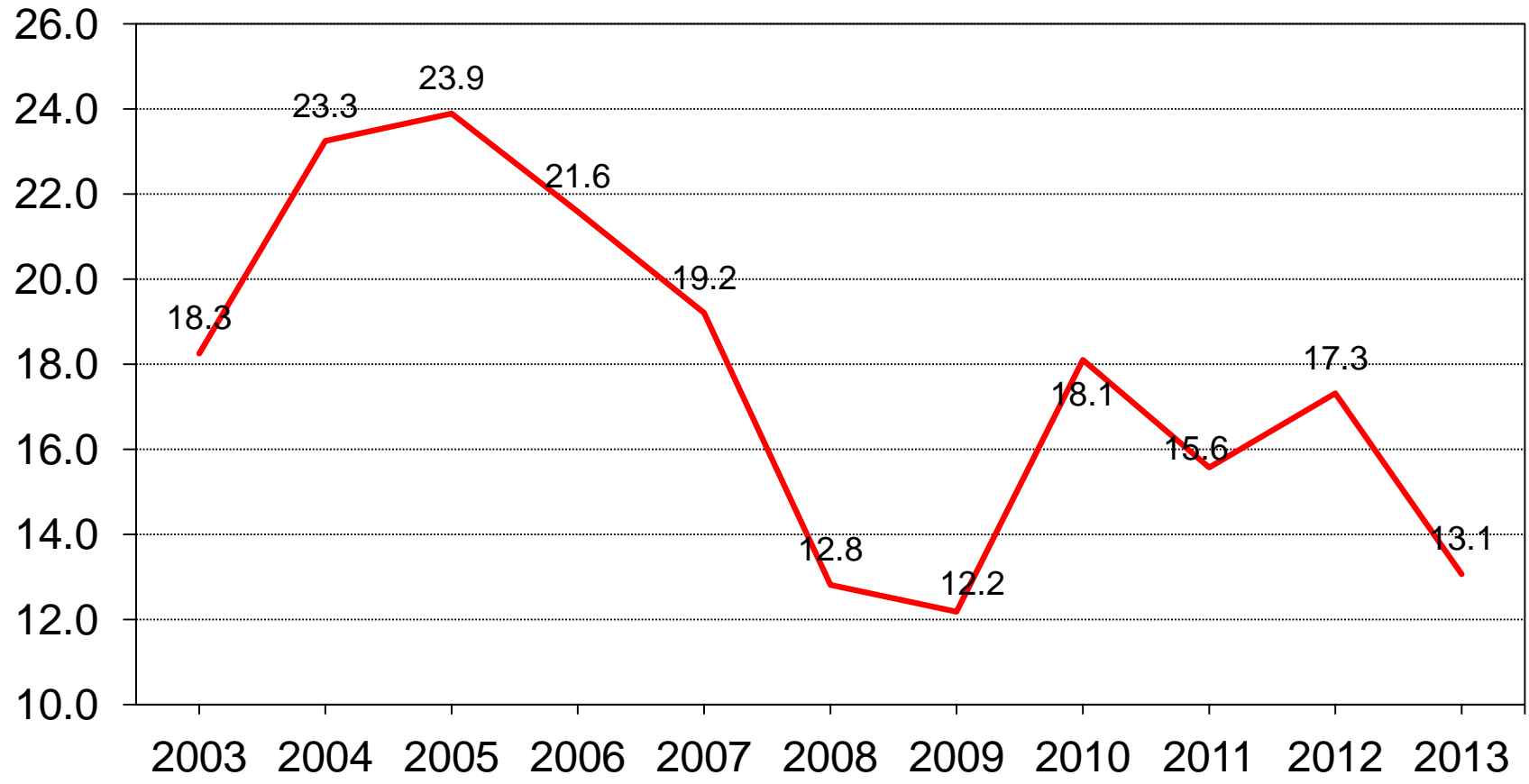
December 2013 Crop Production

Crop	Unit	December 2013	% Change from Previous Forecast	% Change from Previous Season
All Cotton				
Harvested	Mil Ac	7.78	NC	-17.0
Yield	Lbs/Ac	806	-0.2	-9.1
Production	Mil Bales	13.1	-0.3	-24.5



U.S. All Cotton Production

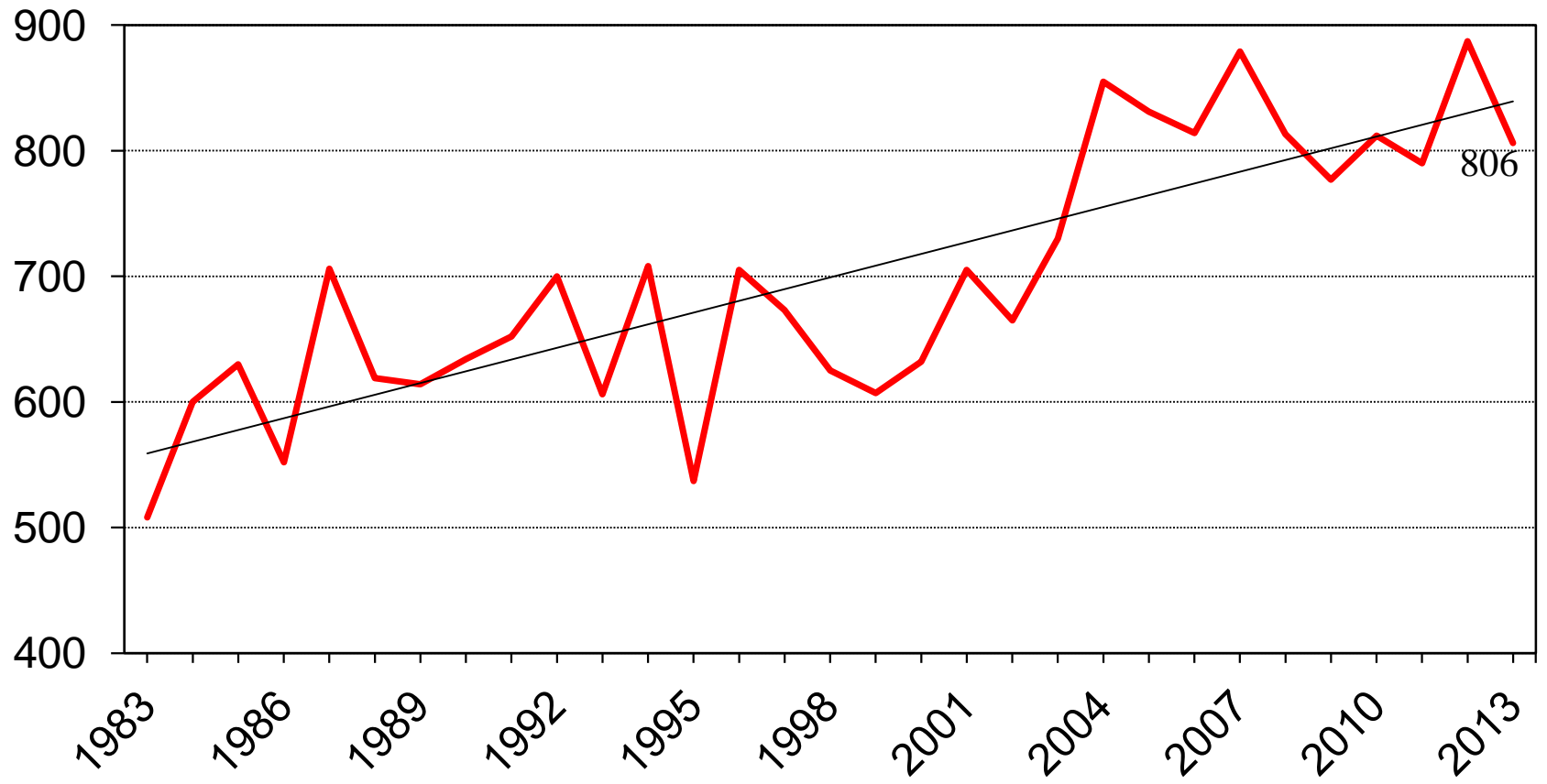
Million bales





U.S. All Cotton Yield

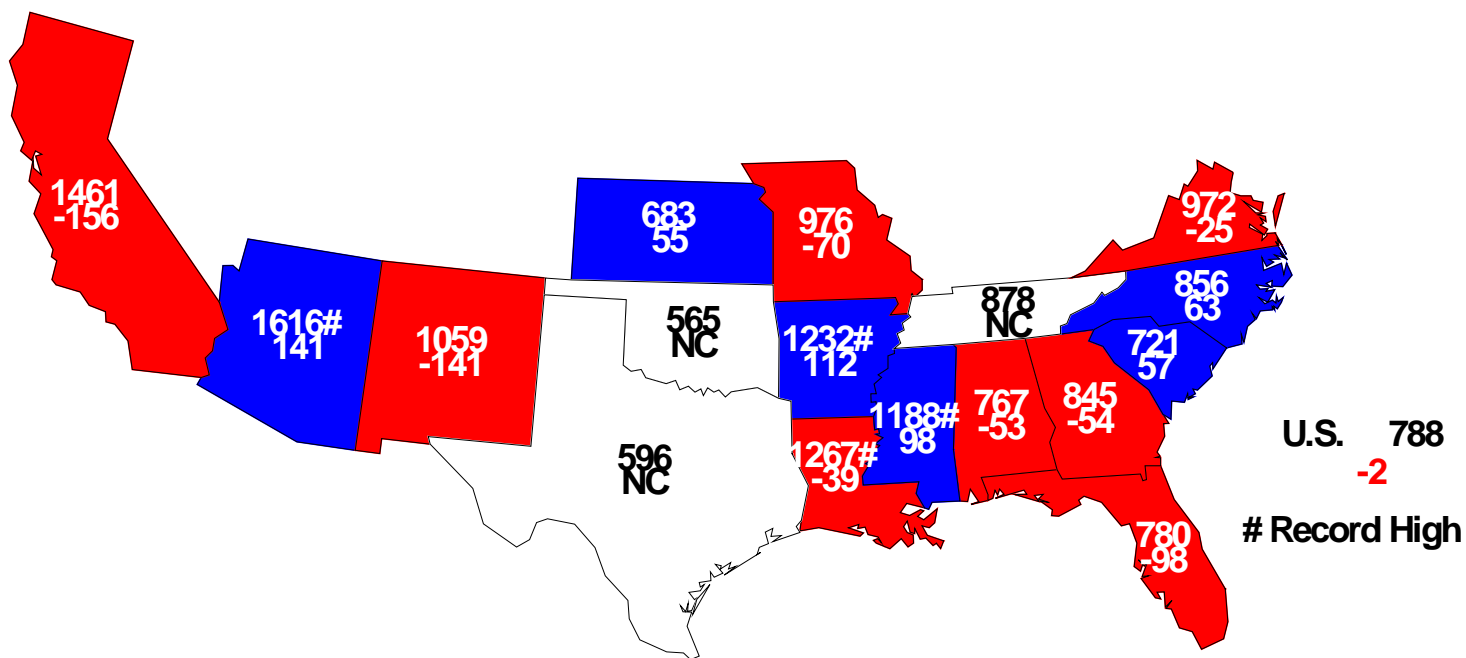
Pounds/acre





Upland Cotton Yield, December 1, 2013

Pounds and Change From Previous Forecast





December 2013 Crop Production

Crop	Unit	December 2013	% Change from Previous Forecast	% Change from Previous Season
Dry Beans	Mil Cwt	24.1	-2.2	-24.6
Coffee (HI)	Mil Lbs	7.00	N/A	NC
Sugarcane	Mil Tons	32.2	+0.4	-0.1



United States Department of Agriculture
National Agricultural Statistics Service

Upcoming Reports

- | | |
|--------|--|
| Dec 27 | Quarterly Hogs and Pigs |
| Dec 30 | Agricultural Prices |
| Jan 10 | Crop Production
Crop Production – Annual
Grain Stocks
Rice Stocks
Cotton Ginnings
Winter Wheat Seedings |



United States Department of Agriculture
National Agricultural Statistics Service



All Reports Available At

www.nass.usda.gov

For Questions

202-720-2127

800-727-9540

nass@nass.usda.gov