



United States Department of Agriculture
National Agricultural Statistics Service

November Crop Production
Executive Summary

Lance Honig, Chief
Crops Branch



Contents

Field Crops	Fruit & Nuts	Specialty Crops
Corn	Citrus	Sugarbeets
Soybeans		Sugarcane
Cotton		Dry Edible Peas
Rice		Lentils
Peanuts		Austrian Winter Peas
Sorghum		Fall Potatoes
Cottonseed		
Wheat		
Barley		
Oats		



Survey Overview

Florida Citrus

	Objective Surveys (Size and Drop)	Fruit Maturity
Survey Type	Field Observations	Laboratory Tests
Crops Included	All	Oranges, Grapefruit
Sample Size	1,811 groves	425 samples
Collection Period	Oct 13 – 28	Oct 27 – 28



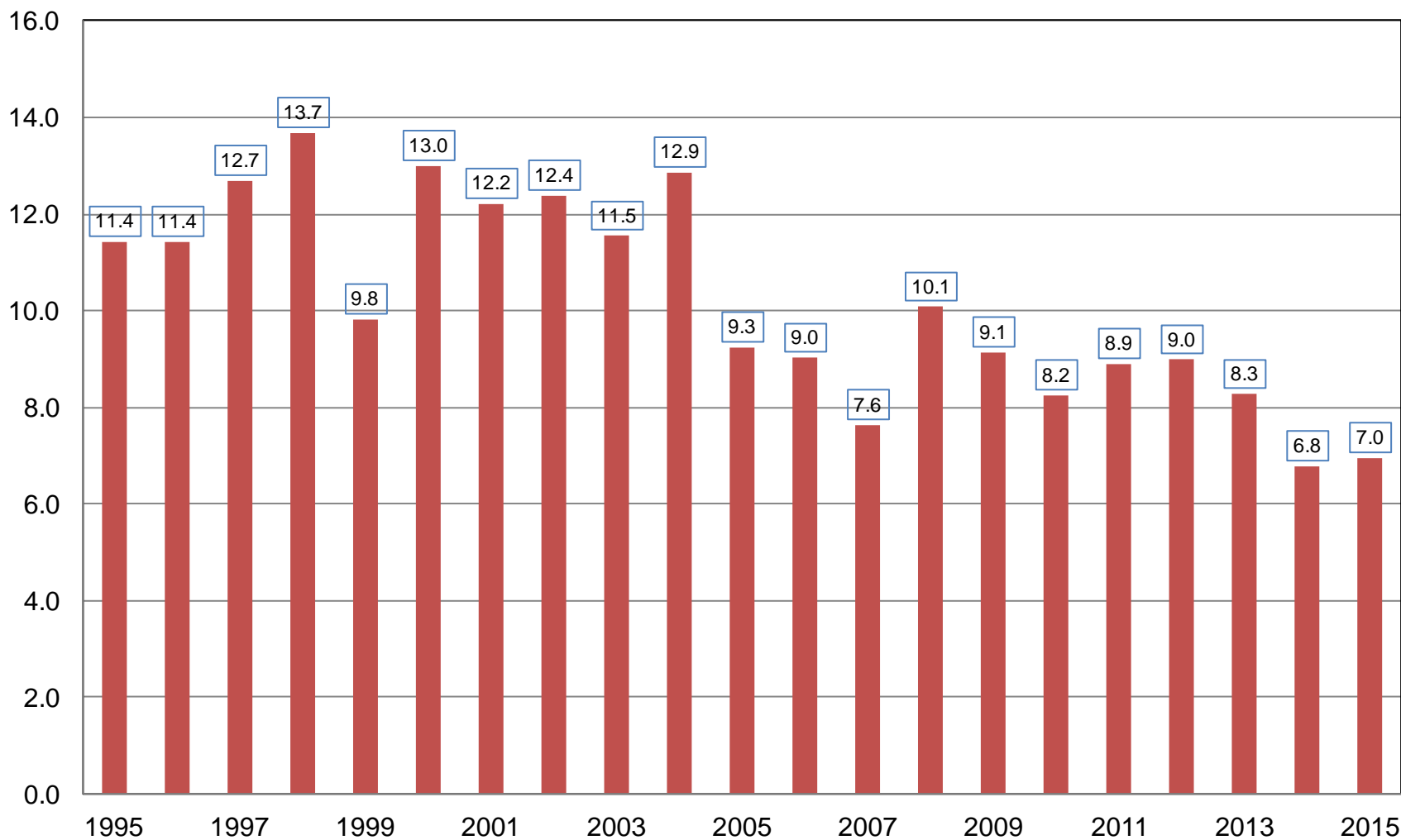
November 2014 Crop Production

Crop	Unit	November 2014	% Change From Previous Forecast	% Change From Previous Season
Production				
Oranges	Mil Tons	6.96	NC	+2.7
Grapefruit	Mil Tons	1.03	NC	-2.4
Tangelos	Thou Tons	41.0	NC	+2.5
Tangerines & Mandarins	Thou Tons	773	-1.2	+6.5



Orange Production United States

Million Tons





Survey Overview

	Ag Yield	Objective Yield
Survey Type	Farmer Reported	Field Measurement
Crops Included	Field Crops	Corn, Cotton, Soybeans
Sample Size	10,343	4,972
Collection Period	Oct 28 – Nov 5	Oct 25 – Nov 1



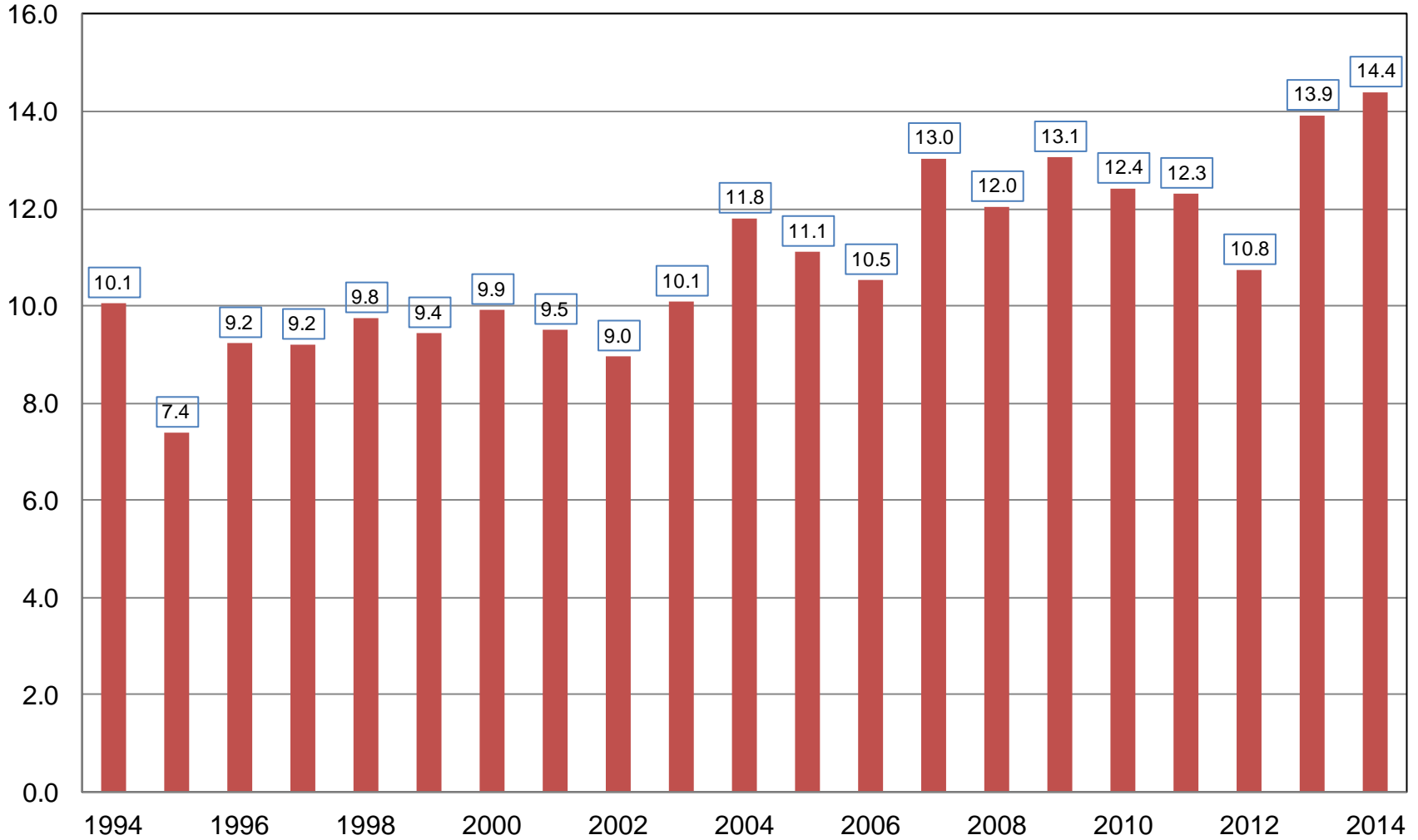
November 2014 Crop Production

Crop	Unit	November 2014	% Change From Previous Forecast	% Change From Previous Season
Corn				
Harvested	Mil Ac	83.1	NC	-5.2
Yield	Bu/Ac	173.4	-0.5	+9.2
Production	Bil Bu	14.4	-0.5	+3.5



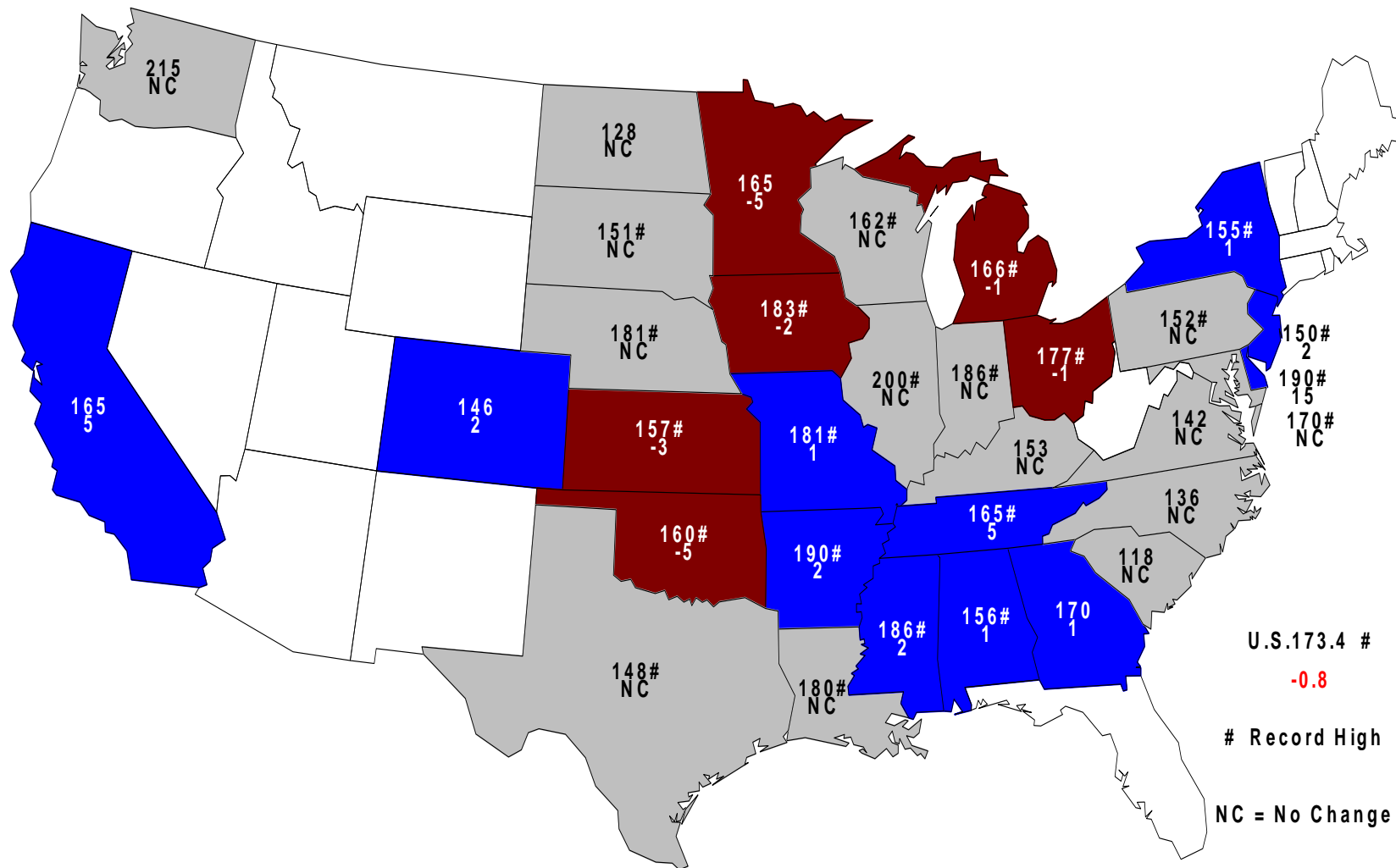
Corn for Grain Production United States

Billion Bushels



November 1, 2014 Corn Yield

Bushels and Change From Previous Month

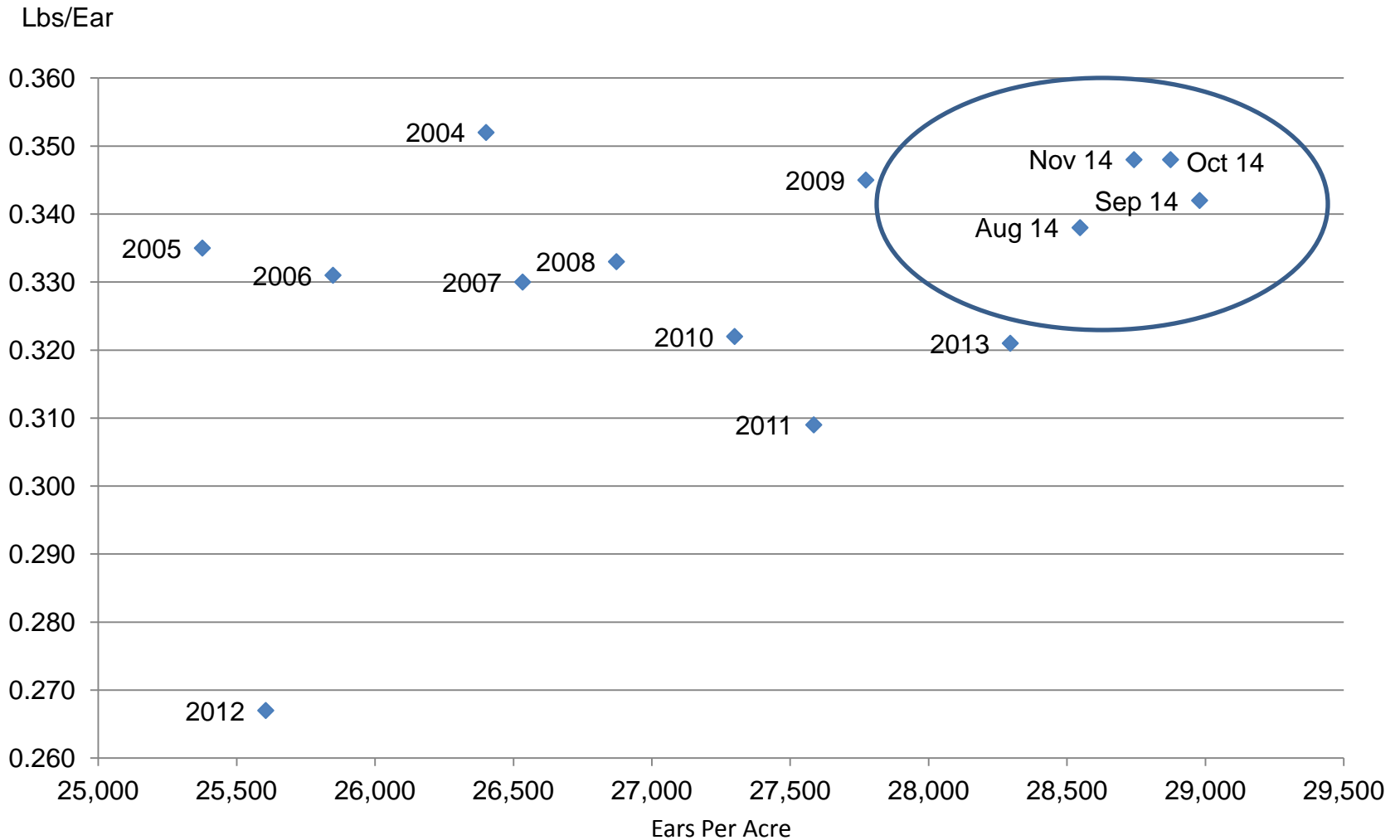


U.S. 173.4 #
 -0.8
 # Record High
 NC = No Change



Corn Objective Yield Region

Ears Per Acre vs. Implied Ear Weight



Implied Ear Weight = (Published Yield * 56) / Ears



Corn Objective Yield - November

Percent of Samples Processed in the Lab

Year	Dent Stage	Mature
	<i>Percent</i>	
2010	< 0.5	96
2011	< 0.5	94
2012	< 0.5	95
2013	< 0.5	86
2014	< 0.5	96



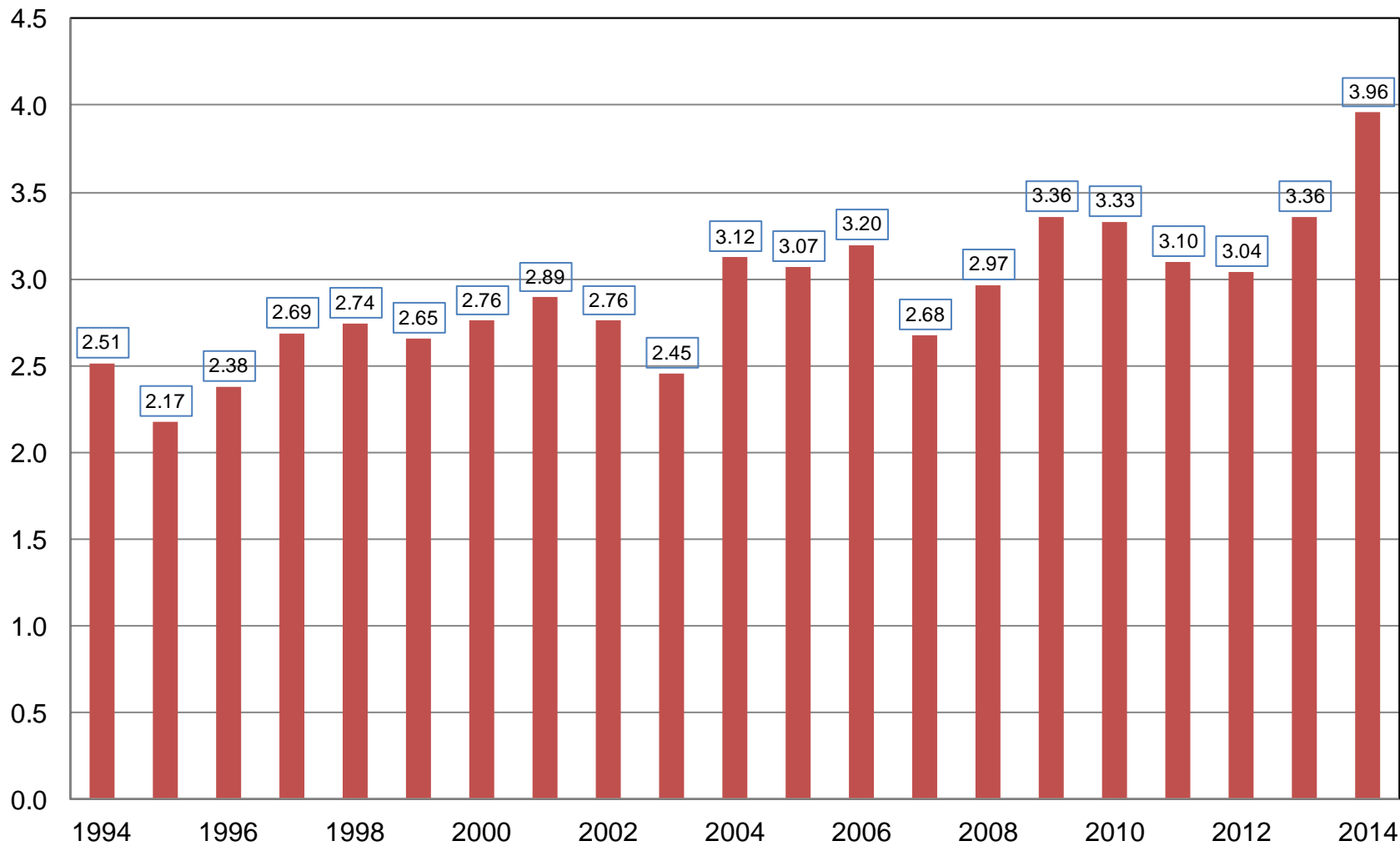
November 2014 Crop Production

Crop	Unit	November 2014	% Change From Previous Forecast	% Change From Previous Season
Soybeans				
Harvested	Mil Ac	83.4	NC	+9.4
Yield	Bu/Ac	47.5	+0.8	+8.0
Production	Bil Bu	3.96	+0.8	+17.9



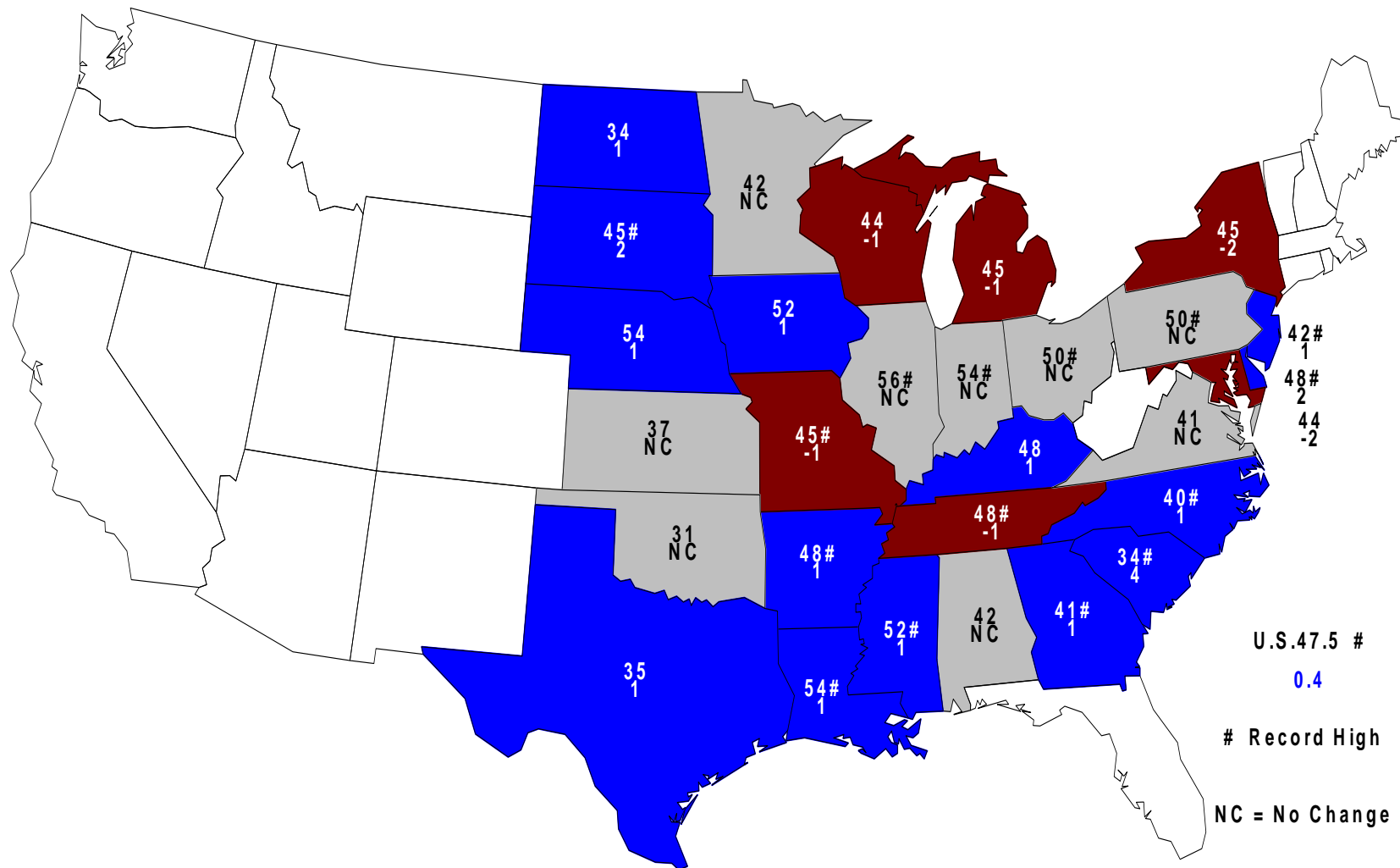
Soybean Production United States

Billion Bushels



November 1, 2014 Soybean Yield

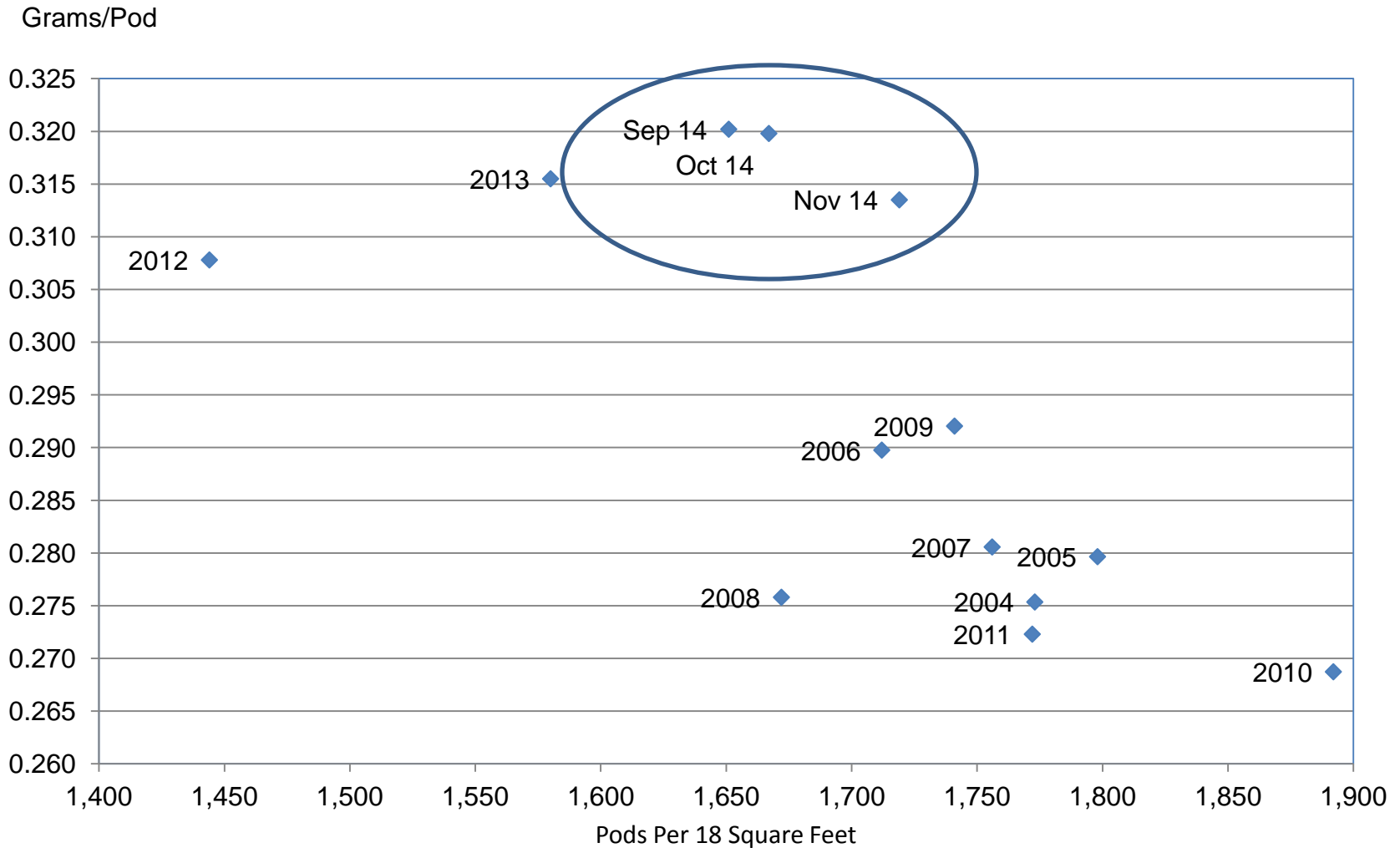
Bushels and Change From Previous Month





Soybean Objective Yield Region

Pods Per 18 Square Feet vs. Implied Pod Weight



Implied Pod Weight = (Published Yield / Pods) / 0.0889



Soybean Objective Yield - November

Percent of Samples Processed in the Lab

Year	Mature
	<i>Percent</i>
2010	94
2011	95
2012	94
2013	73
2014	92



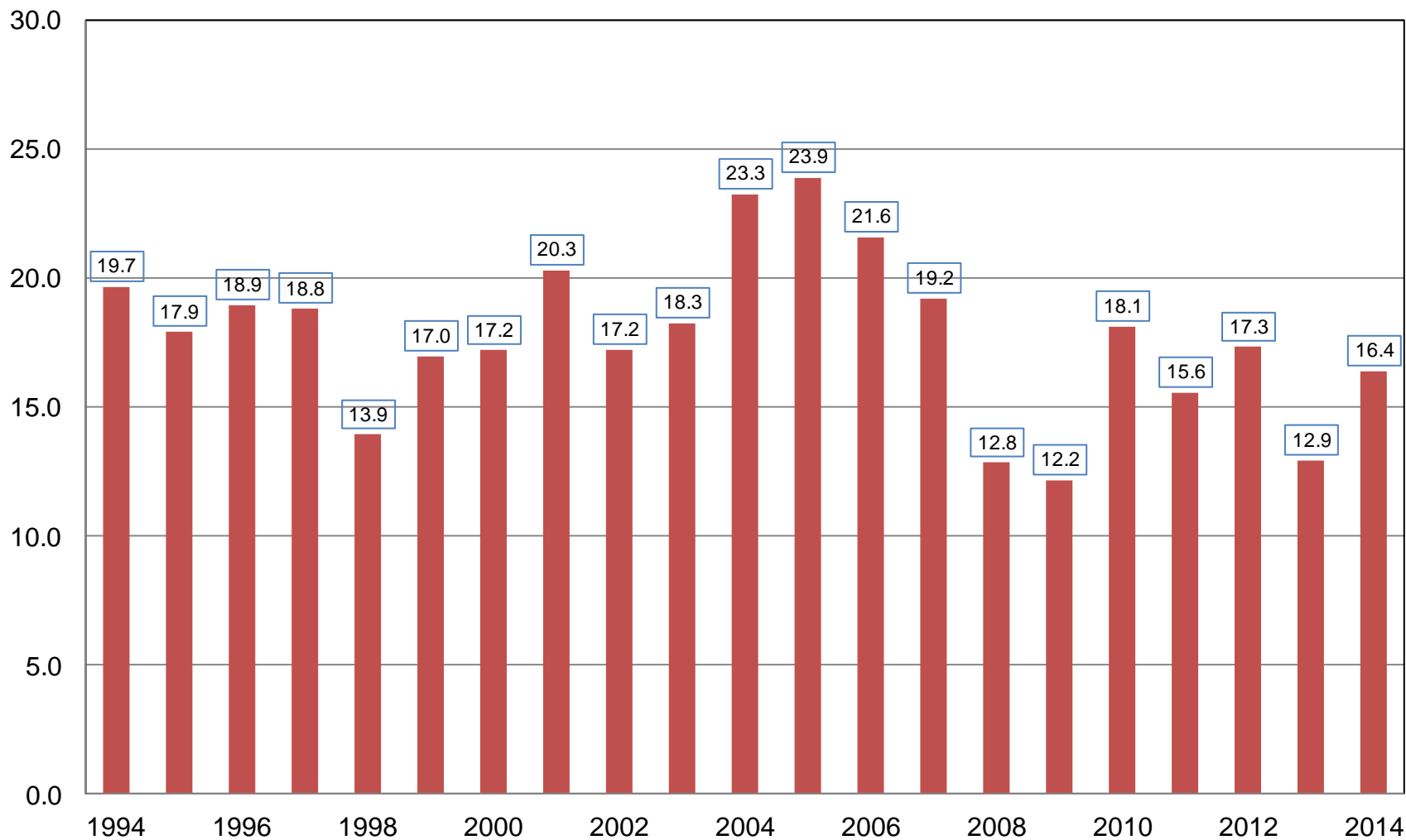
November 2014 Crop Production

Crop	Unit	November 2014	% Change From Previous Forecast	% Change From Previous Season
All Cotton				
Harvested	Mil Ac	9.88	NC	+31.0
Yield	Lb/Ac	797	+0.9	-2.9
Production	Mil Bls	16.4	+0.9	+27.0



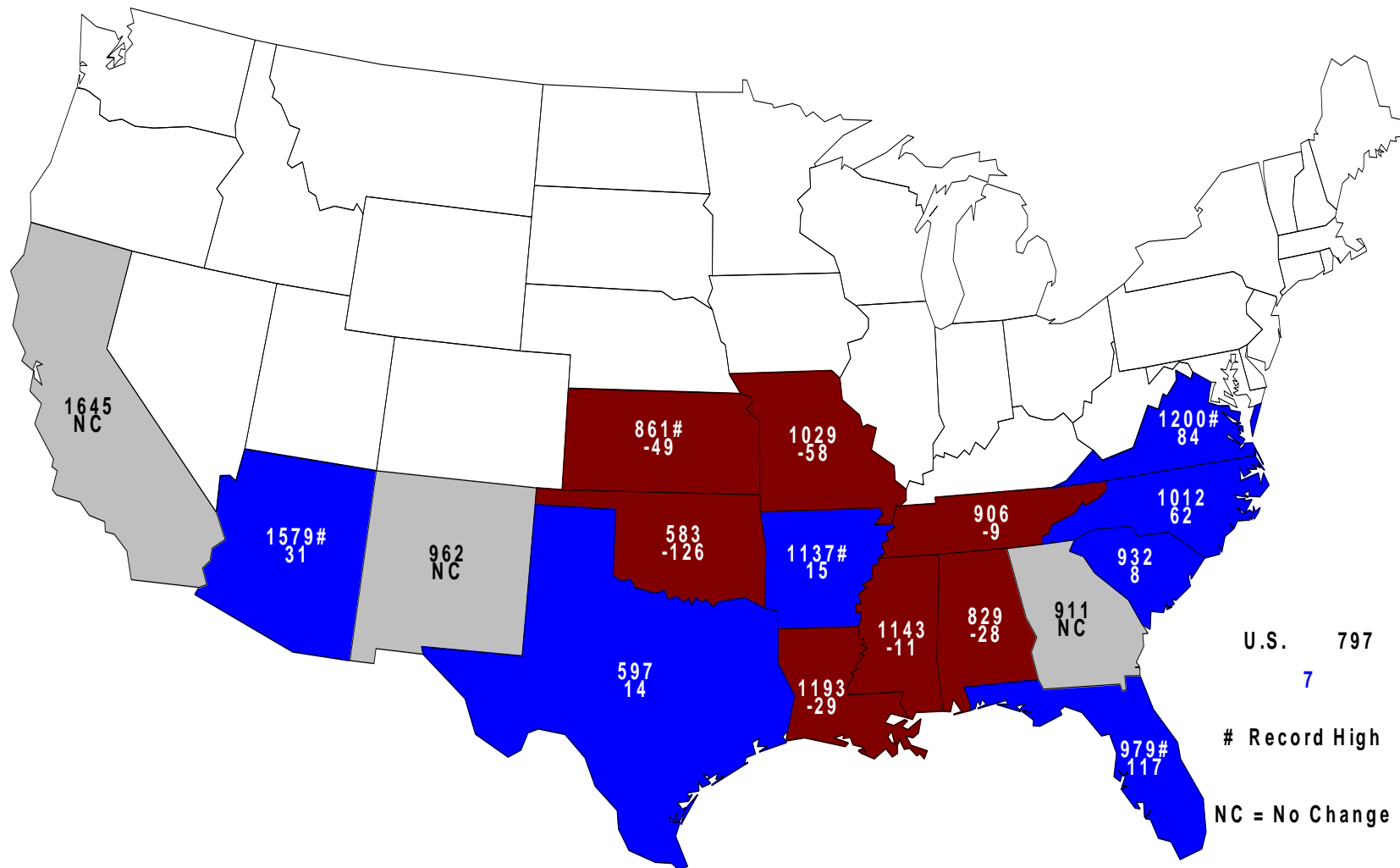
All Cotton Production United States

Million Bales



November 1, 2014 All Cotton Yield

Pounds and Change From Previous Month



U.S. 797
7
Record High
NC = No Change



November 2014 Crop Production

Crop	Unit	November 2014	% Change From Previous Forecast	% Change From Previous Season
Rice				
Harvested	Mil Ac	2.91	NC	+17.9
Yield	Lbs/Ac	7,597	+0.2	-1.3
Production	Mil Cwt	221	+0.2	+16.4



November 2014 Crop Production

Crop	Unit	November 2014	% Change From Previous Forecast	% Change From Previous Season
Peanuts				
Harvested	Mil Ac	1.31	NC	+25.3
Yield	Lbs/Ac	3,860	+1.3	-3.5
Production	Bil Lbs	5.04	+1.3	+20.9



November 2014 Crop Production

Crop	Unit	November 2014	% Change From Previous Forecast	% Change From Previous Season
Sorghum				
Harvested	Mil Ac	6.17	NC	-5.5
Yield	Bu/Ac	66.1	+1.1	+10.9
Production	Mil Bu	408	+1.1	+4.9



November 2014 Crop Production

Crop	Unit	November 2014	% Change From Previous Forecast	% Change From Previous Season
Production				
Sugarcane	Mil Tons	29.8	+1.6	-3.1
Sugarbeets	Mil Tons	31.4	-2.1	-4.3



November 2014 Crop Production

Crop	Unit	November 2014	% Change From Previous Forecast	% Change From Previous Season
Production				
Cottonseed	Mil Tons	5.41	+0.8	+28.8
Fall Potatoes	Mil Cwt	406	NA	+2.8



November 2014 Crop Production

Crop	Unit	November 2014	% Change From Previous Forecast	% Change From Previous Season
Production				
A. Winter Peas	Thou Cwt	253	NA	+11.0
Dry Edible Peas	Mil Cwt	16.7	NA	+6.8
Lentils	Mil Cwt	3.26	NA	-35.1



Small Grain Annual Summary 2014

Crop	Unit	November 2014	% Change From Previous Estimate	% Change From Previous Season
Wheat, Spring				
Harvested	Mil Ac	12.7	-0.5	+12.3
Yield	Bu/Ac	46.7	-0.4	-0.8
Production	Mil Bu	595	-1.0	+11.4



Small Grain Annual Summary 2014

Crop	Unit	November 2014	% Change From Previous Estimate	% Change From Previous Season
Wheat, Durum				
Harvested	Mil Ac	1.34	-2.6	-0.1
Yield	Bu/Ac	39.7	-4.6	-8.3
Production	Mil Bu	53.1	-7.0	-8.4
Stocks	Mil Bu	57.2	-5.0	-13.8



Small Grain Annual Summary 2014

Crop	Unit	November 2014	% Change From Previous Estimate	% Change From Previous Season
Wheat, All				
Harvested	Mil Ac	46.4	-0.2	+2.3
Yield	Bu/Ac	43.7	-0.2	-7.2
Production	Bil Bu	2.03	-0.5	-5.1
Stocks	Bil Bu	1.91	-0.5	+1.9



Small Grain Annual Summary 2014

Crop	Unit	November 2014	% Change From Previous Estimate	% Change From Previous Season
Barley				
Harvested	Mil Ac	2.44	-0.6	-19.6
Yield	Bu/Ac	72.4	-1.4	+1.5
Production	Mil Bu	177	-2.0	-18.4
Stocks	Mil Bu	175	-2.1	-10.7



Small Grain Annual Summary 2014

Crop	Unit	November 2014	% Change From Previous Estimate	% Change From Previous Season
Oats				
Harvested	Mil Ac	1.03	-1.0	+2.0
Yield	Bu/Ac	67.7	-0.1	+5.6
Production	Mil Bu	69.7	-1.1	+7.8
Stocks	Mil Bu	72.4	-1.0	+14.1



Upcoming Reports

Release Date	Report Title
November 13	Farm and Ranch Irrigation Survey
November 21	Cattle on Feed
November 26	Agricultural Prices
December 10	Crop Production



United States Department of Agriculture
National Agricultural Statistics Service

All Reports Available At
www.nass.usda.gov

For Questions
202-720-2127
800-727-9540
nass@nass.usda.gov