



United States Department of Agriculture  
**National Agricultural Statistics Service**

---

---

**December Crop Production**  
Executive Summary

Chris Hawthorn, Acting Head  
Field Crops Section



# Contents

Field Crops	Fruit & Nuts
Cotton	Citrus
Cottonseed	
Sugarcane	



# Survey Overview

## Florida Citrus

	<b>Objective Measurement</b>
Survey Type	Field Measurement
Crops Included	Oranges, Grapefruit, Tangerines
Sample Size	1,962 groves
Collection Period	November 7-21

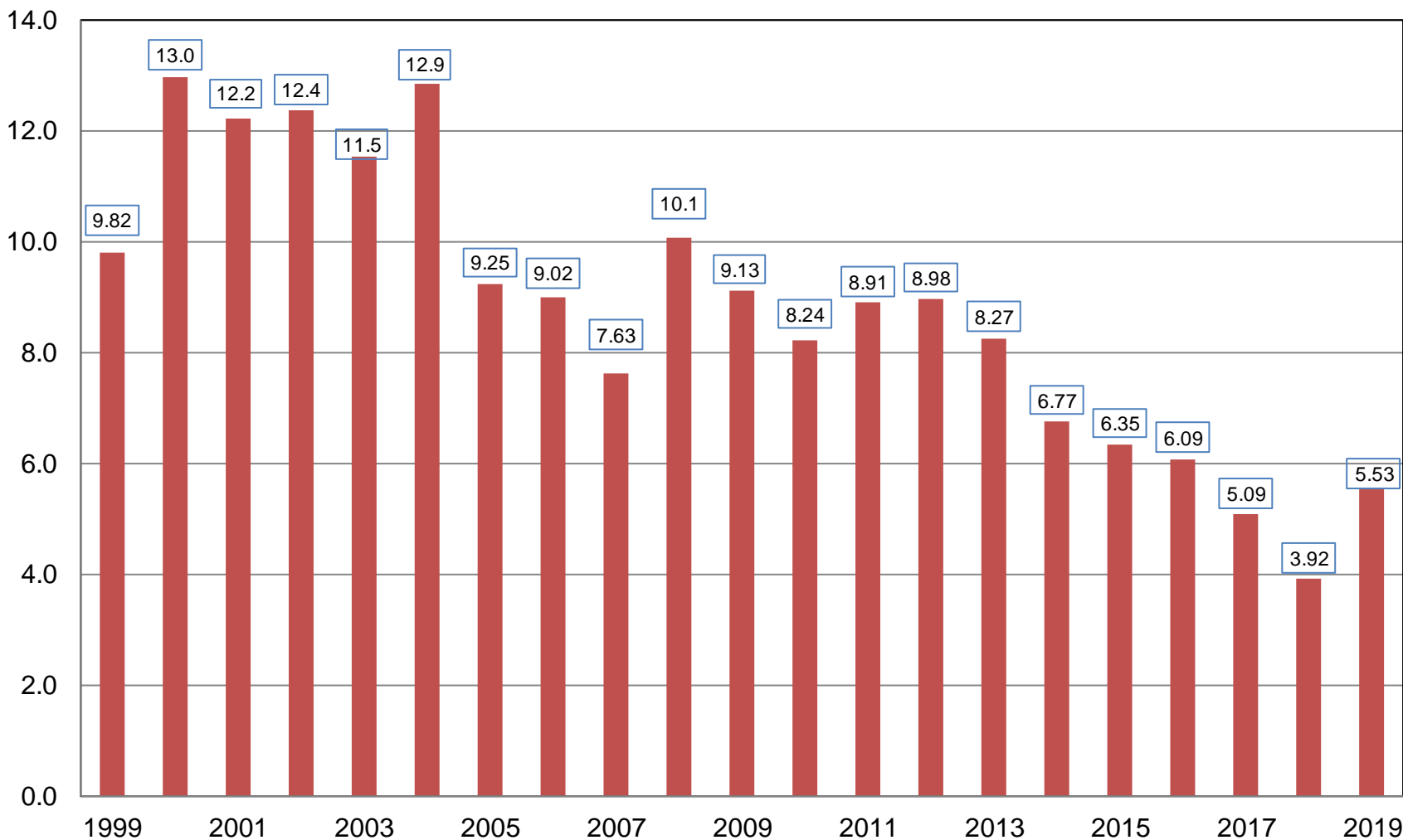


# December 2018 Crop Production

Crop	Unit	December 2018	% Change From Previous Forecast	% Change From Previous Season
Production				
Oranges	Mil Tons	5.53	NC	+41.1
Grapefruit	Thou Tons	676	NC	+30.8
Tangerines & Mandarins	Thou Tons	977	NC	+21.5

# Orange Production United States

Million Tons





# Survey Overview

	<b>Ginnings</b>	<b>Objective Yield</b>
Crops Included	Cotton	Cotton
Sample Size	~600	1,197
Collection Period	First Week of Dec	Nov 24 – Dec 1

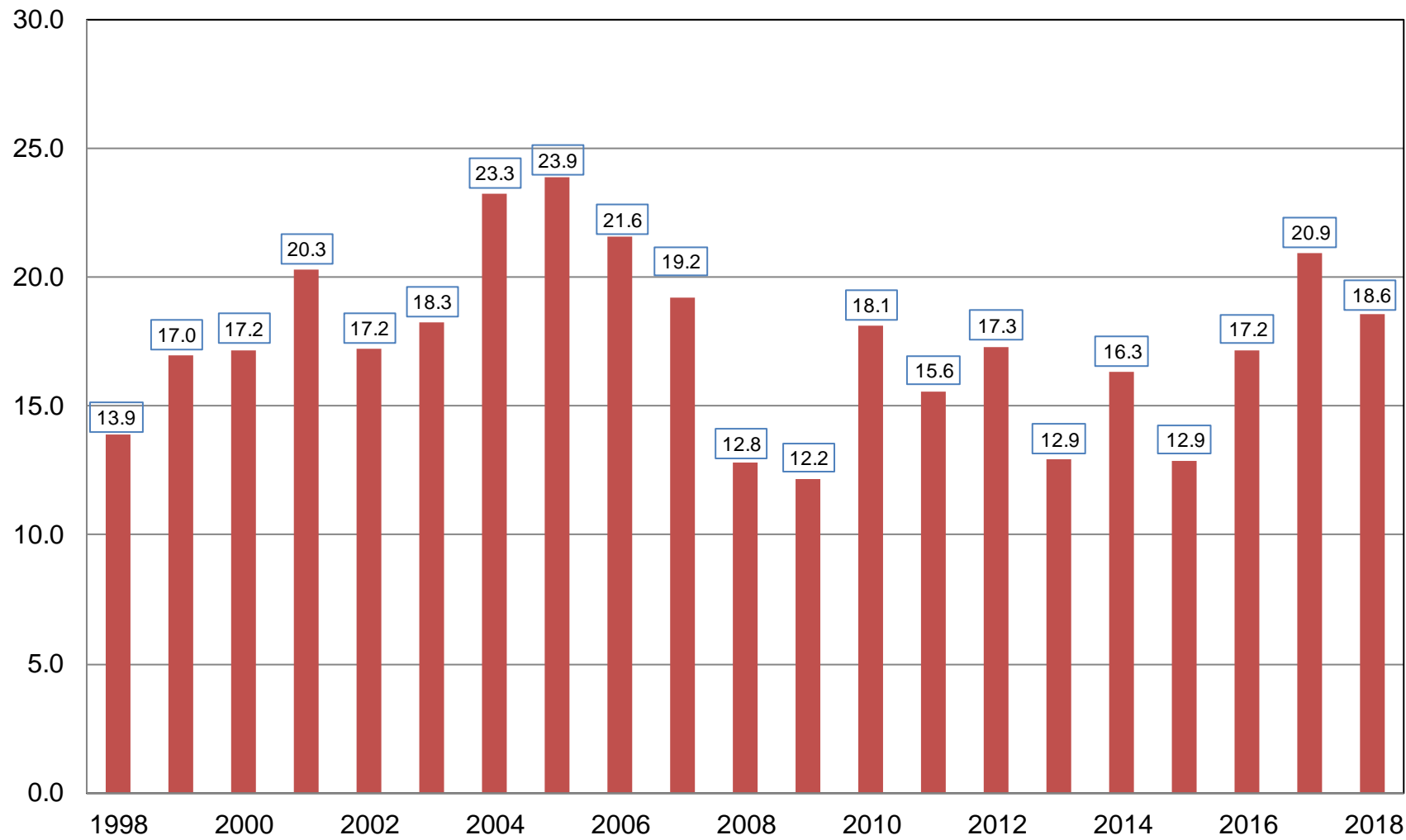


# December 2018 Crop Production

Crop	Unit	December 2018	% Change From Previous Forecast	% Change From Previous Season
All Cotton				
Harvested	Mil Ac	10.4	NC	-6.5
Yield	Lb/Ac	860	+0.9	-5.0
Production	Mil Bls	18.6	+1.0	-11.2

# All Cotton Production United States

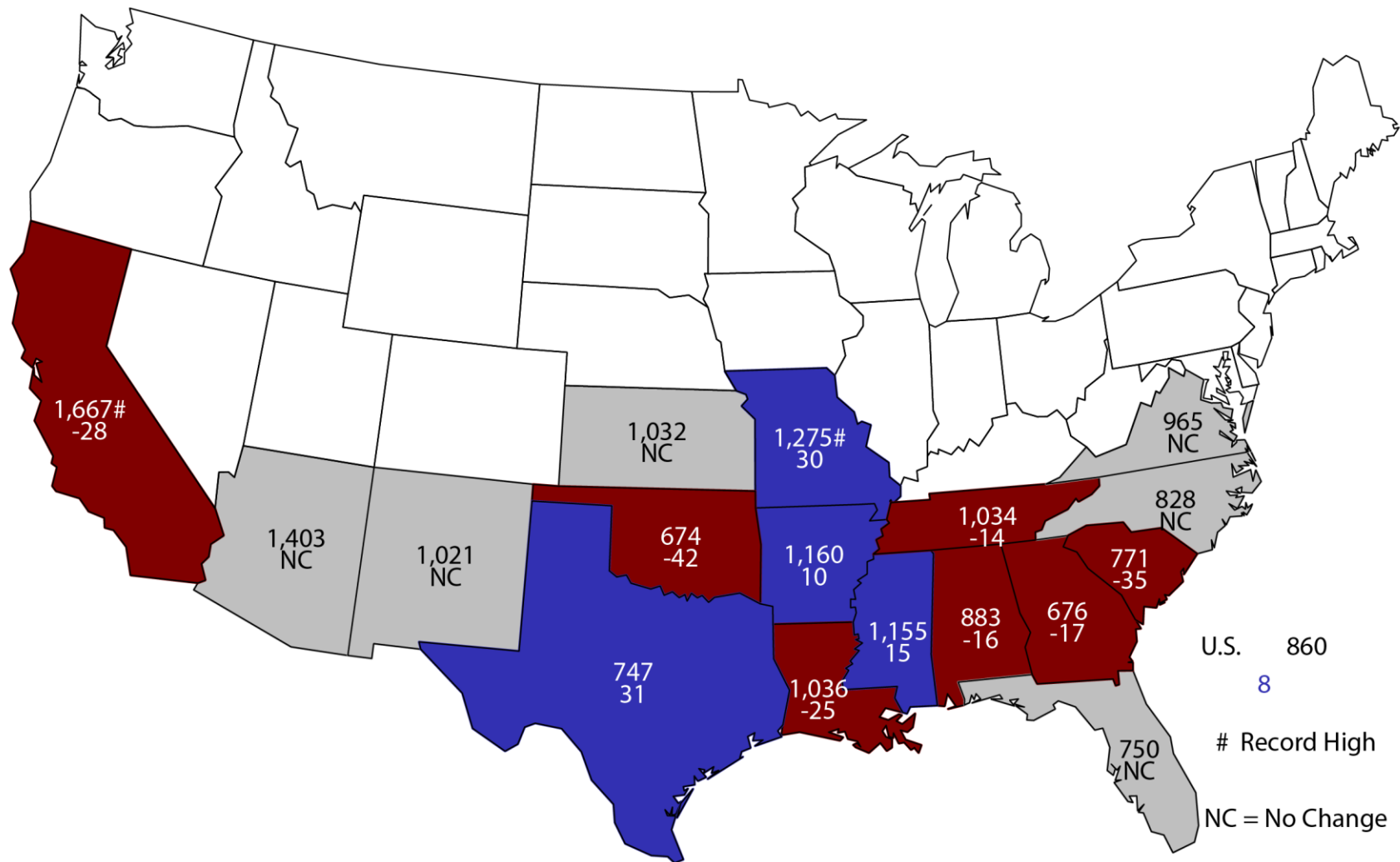
Million Bales





# December 1, 2018 All Cotton Yield

## Pounds and Change From Previous Forecast



U.S. 860  
8  
# Record High  
NC = No Change



# December 2018 Crop Production

Crop	Unit	December 2018	% Change From Previous Forecast	% Change From Previous Season
Production				
Sugarcane	Mil Tons	33.8	+0.5	+1.7
Cottonseed	Mil Tons	5.86	+1.0	-8.8



# Upcoming Reports

Release Date	Report Title
December 13	County Estimates: Small Grains
December 20	Cattle on Feed Hogs and Pigs
December 27	Agricultural Prices
January 2	CAIR: Cotton, Fats & Oils, and Grain Crushings
January 11	Crop Production Crop Production – Annual Grain Stocks Rice Stocks Cotton Ginnings Winter Wheat and Canola Seedings

# STAT CHAT SERIES


Join @usda\_nass on Twitter using #StatChat on Tuesday, December 11 at 1pm ET for our monthly chat with Crops Branch Chief Lance Honig.

We will discuss the *Crop Production* report data. If you can't make it, you can DM or tweet your questions in advance to @usda\_nass.

**TUE, DEC 11 @ 1PM ET**

@usda\_nass #STATCHAT



The background of the entire page is a composite image. In the foreground, a green combine harvester is shown from a low angle, moving through a field of golden corn. In the background, several tall, modern skyscrapers of a city skyline are visible against a blue sky with light clouds. The text is overlaid on this background.

**USDA's  
95th Annual**

# **Agricultural Outlook Forum**

**Growing Locally,  
Selling Globally**

**February 21-22, 2019**

**Crystal Gateway Marriott Hotel, Arlington, Virginia**



United States Department of Agriculture  
**National Agricultural Statistics Service**

---

---

**All Reports Available At**  
[www.nass.usda.gov](http://www.nass.usda.gov)

**For Questions**  
202-720-2127  
800-727-9540  
[nass@nass.usda.gov](mailto:nass@nass.usda.gov)