



Lesson plan: Moonlight Serenade. Cut along dotted lines and make a small hole in the center of both wheels. Attach wheels together using a brass fastener. Record earth and moon view observations onto observation form. Complete lesson plan and PDF versions of wheels/forms are located at...

noaa.gov/ocean/ll-moonphase

This is part of one of the over 35 lesson plans in the National Weather Service education website JetStream - An Online School for Weather, a free resource at noaa.gov/jetstream.



Waxing
Gibbous

Waxing
Gibbous

First
Quarter

Waxing
Crescent

Waxing
Crescent

New
Moon

Waning
Crescent

Waning
Crescent

Last
Quarter

Waning
Gibbous

Waning
Gibbous

Waxing
Gibbous

Waxing
Gibbous

First
Quarter

Waxing
Crescent

Waxing
Crescent

New
Moon

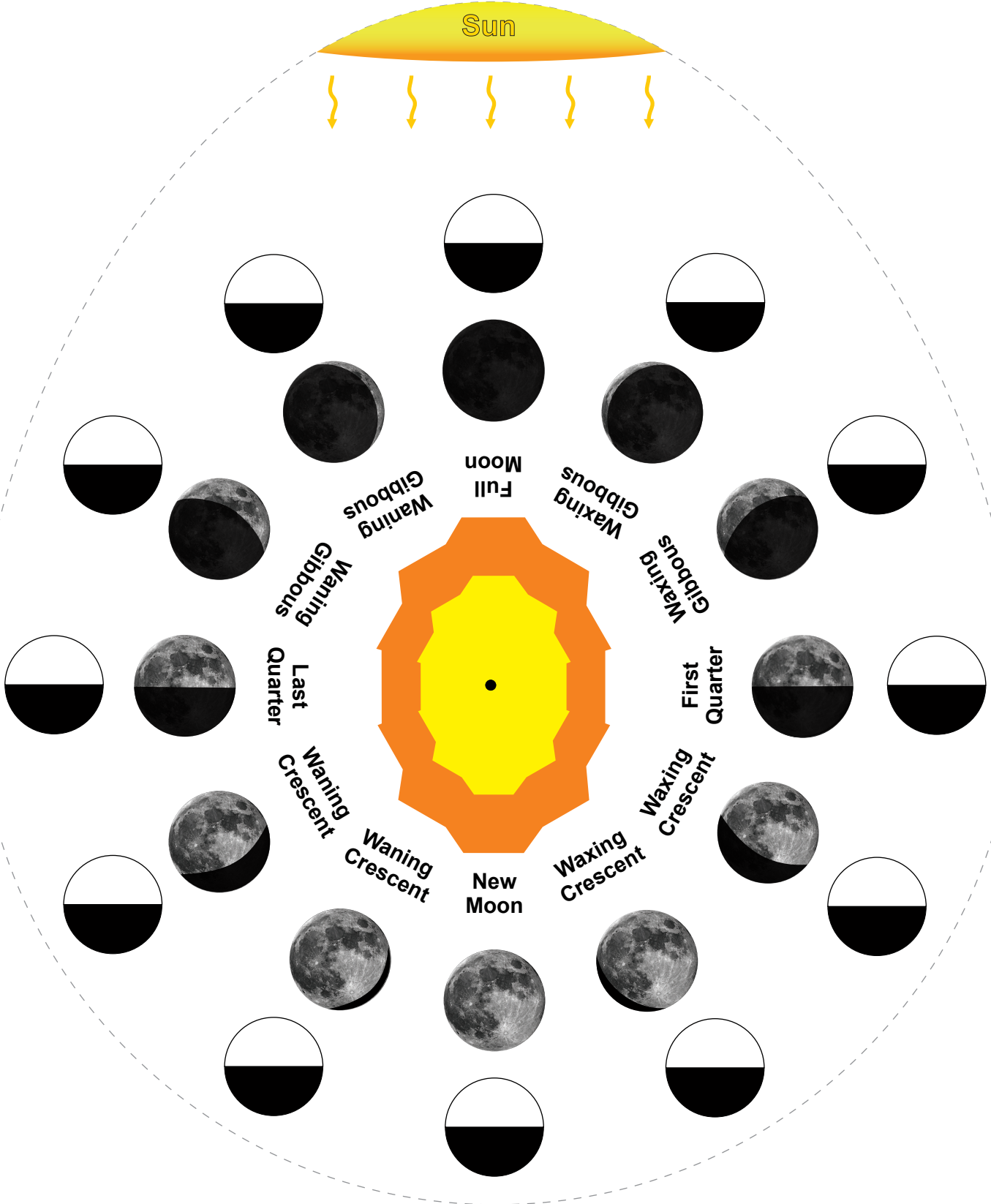
Waning
Crescent

Waning
Crescent

Last
Quarter

Waning
Gibbous

Waning
Gibbous



**Lesson plan:
Moonlight Serenade**

Divide the students into pairs and distribute one observation form to each student.

Place a lamp on a table or desk and remove the shade.
Turn the lamp on.

Stick a 2" styrofoam ball on the pencil. Darken the room.

Have one student from each pair hold the pencil with the ball at arms length, blocking out the light from the lamp. Explain they represent the Earth, the ball is the Moon, and the lamp is the Sun.

On the observation form, under the "View from Earth" column, have that student draw/shade what their "moon" looks like, Comparing the light and dark side of the ball. Have the student label this as "New Moon".

Have the other student mark the location of the Moon relative to the Earth and Sun on the dotted line (representing the Moon's orbit) under the "Position in Space" column.

Have the student holding the "Moon" rotate 45° counter-clockwise. Repeat steps 6 and 7. Label this as "Waxing Crescent". Rotate another 45°. Repeat steps 6 and 7. Label this as "First Quarter".

Repeat steps 6 and 7 for each additional 45°, labeling them as "Waxing Gibbous", "Full Moon", "Waning Gibbous", "Last Quarter", and "Waning Crescent" respectfully. Have the students switch positions and repeat the process again.

noaa.gov/ocean/ll-moonphase

