

## **Supplementary Material**

### **Age and physical activity status of Australian volunteer firefighters: a cross-sectional study**

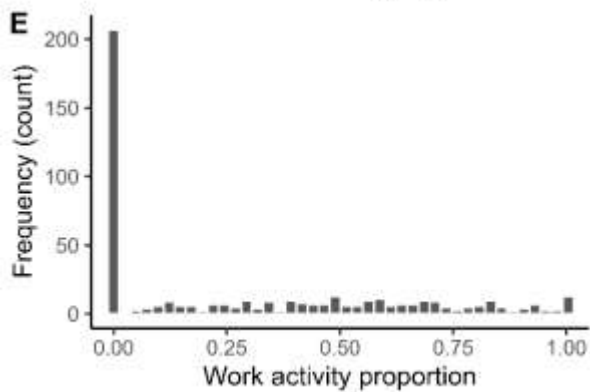
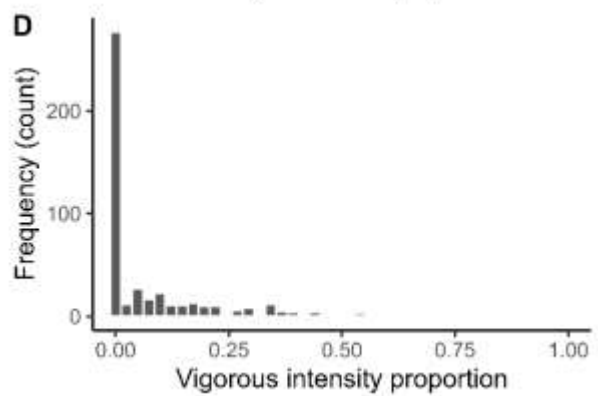
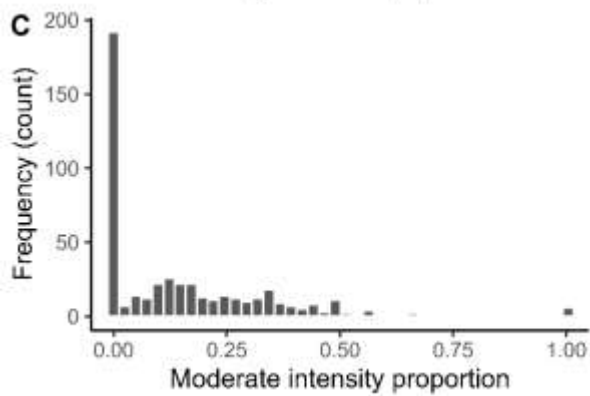
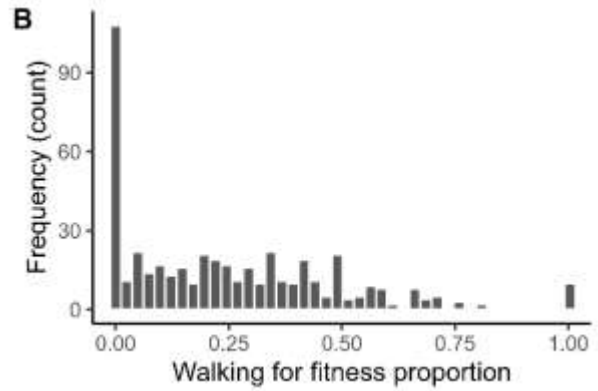
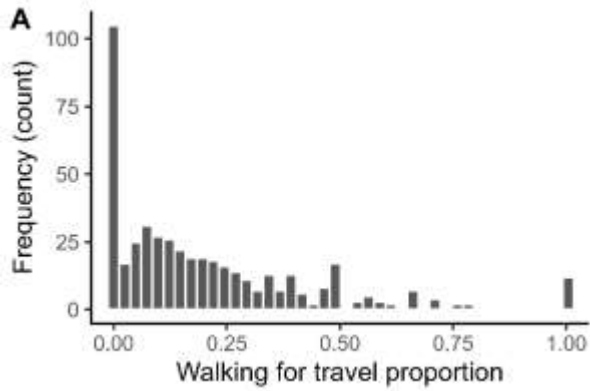
*David N. Borg<sup>A,\*</sup>, Daniel Moore<sup>B</sup> and Ian B. Stewart<sup>A</sup>*

<sup>A</sup>School of Exercise and Nutrition Sciences, Faculty of Health, Queensland University of Technology, Brisbane, Qld, Australia

<sup>B</sup>Institute for Physical Activity and Nutrition (IPAN), School of Exercise and Nutrition Sciences, Deakin University, Geelong, Vic., Australia

\*Correspondence to: Email: [dn.borg@qut.edu.au](mailto:dn.borg@qut.edu.au)

**Appendix A.** Histogram plots of the contribution of walking for travel (A), walking for fitness (B), moderate intensity exercise (C), vigorous intensity exercise (D) and workplace activity (E) to total weekly physical activity minutes, expressed as proportions. Histograms were generated using bin widths of 0.02.



**Appendix B.** Prior specifications for Bayesian models.

For negative binomial models, a Normal(mean 0, SD 5) prior distribution was specified for the regression coefficients and a Gamma(shape 0.01, scale 0.01) prior distribution was specified for the shape parameter. For all beta regression models, uninformative (flat) prior distributions were specified for the regression coefficients and a Gamma(shape 0.01, scale 0.01) prior distribution was specified for the precision parameter.