

WorkInTexas.com - Retrieve Username or Password

Contents

Retrieve Username or Password.....	2
Option 1 – Forgot Password	3
Contact Us Directly	6
Send Email to Us	7
Option 2 – Forgot User Name	8
Option 3 – Forgot User Name and Password.....	10

WorkInTexas.com - Retrieve Username or Password

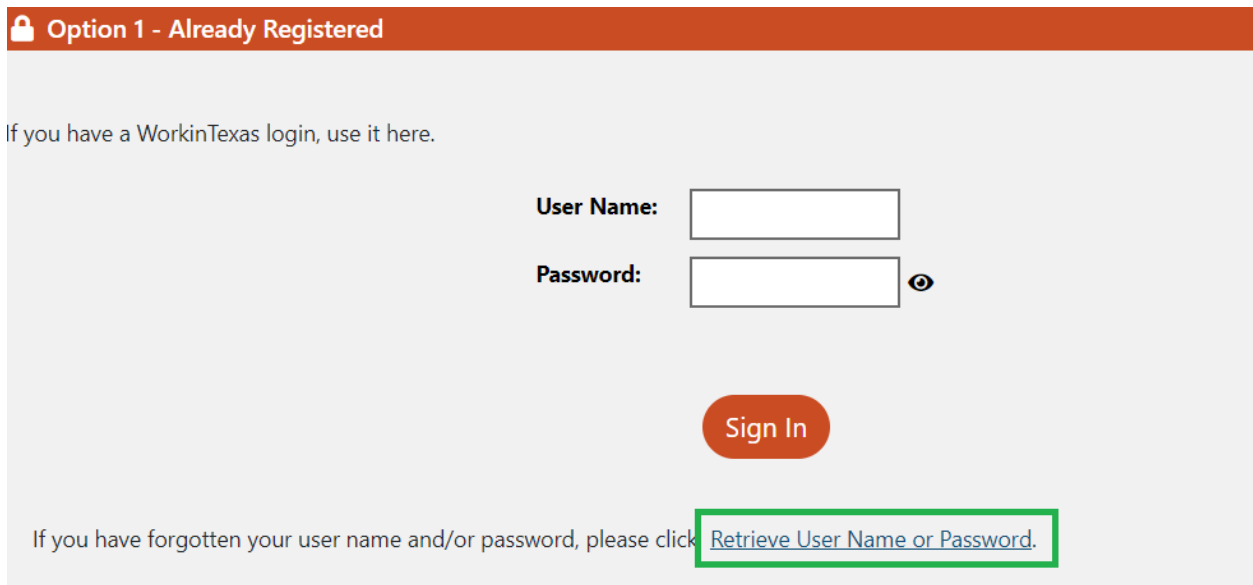
Retrieve Username or Password

Go to WorkInTexas.com

Click on the 'Sign In/Register' button



On the **Option 1 – Already Registered** section, click on the 'Retrieve Username or Password' link .

A screenshot of a web interface for the "Option 1 - Already Registered" section. The section title is in a dark orange bar at the top. Below the title, the text "If you have a WorkinTexas login, use it here." is displayed. There are two input fields: "User Name:" followed by a white text box, and "Password:" followed by a white text box with a small eye icon to its right. Below the password field is a red "Sign In" button. At the bottom, there is a line of text: "If you have forgotten your user name and/or password, please click [Retrieve User Name or Password.](#)", where the link text is highlighted with a green border.

WorkInTexas.com - Retrieve Username or Password

Option 1 – Forgot Password

On the **Option 1 – Forgot Password** section, click on the ‘retrieve password’ link.

Option 1 - Forgot Password

If you have forgotten your password, please click [retrieve password](#) You will be prompted for information about your account,

Enter the username on the ‘*User Name’ data field

Complete the required fields and then click the next button to begin the retrieval process.

* Indicates required fields.


* **User Name**

Select a radio button for the ‘*Did you register as’ entry

Select a radio button for the ‘*How would you like to reset your account’ entry

Click on the ‘Next’ button.

* **Did you register as**

 Individual

 Employer

* **How would you like to reset your account**

send to my email address

answer verification questions on this site and display it

<< Back

Next >>

WorkInTexas.com - Retrieve Username or Password

On the **Your Information** section, enter a value for the '*First Name', '* Last Name', and '*Date of Birth' data fields.

Your Information

* **First Name:**

* **Last Name:**

* **Date of Birth:**

(mm/dd/yyyy)



User Name:

ROBERTODOWNEYJR

On the **Security Question Response** section, enter an entry for the '*Security Question Response' data field.

Click on the 'Submit' button.

Security Question Response

Security Question:

Who is your favorite author?

* **Security Question Response:**




Submit

WorkInTexas.com - Retrieve Username or Password

On the **Reset Password** section, enter a value for the ‘*Enter New Password’ and ‘*Confirm New Password’ data fields.
Click on the ‘Save’ button.

← → ↻ workintexas.com/vosnet/Retrieval/VerifyInfoIndividual.aspx?enc=4egzv9zODC9bimCyx4gROoLZnlyvWpSWIZRSu1qM1s8=


 **To ensure the highest level of security, please enter the needed information into the form, so that we can verify this information against what is in our database.**
If you can't provide the needed information, you will be redirected to the contact staff page.

★ Indicates required fields.


Reset Password

Your information has been verified. We recommend you reset your password to complete the retrieval process. Enter your new password below and then click *Save*.

Username: ROBERTODOWNEYJR

***Enter New Password:** 

Enter Password (8 - 20 characters, and must include at least one uppercase letter, one lowercase letter, one number and one special character. Allowable characters are # @ \$ % ^ . ! * _ +).

***Confirm New Password:** 

WorkInTexas.com - Retrieve Username or Password

Contact Us Directly

If the Verifying Information is incorrect, the system will send you to the **Contact Us Directly** page.

On the **Contact Us Directly** section, you can click on the 'Find the office closest to you' link.

Contact Us Directly

You have the option of contacting us directly via means other than this email form. Use the contact information below to initiate contact with us.

[Find the office closest to you.](#)

WorkInTexas.com - Retrieve Username or Password

Send Email to Us

On the **Send Email to Us** section, enter a value for the ‘*First Name’, ‘*Last Name’, ‘*Zip Code’, ‘*Date of Birth’, ‘*Contact Phone’, ‘Email’, and ‘* Message’ data fields.

Send Email to Us

Please help us help you - provide a short description of your problem in the description box. It is important to provide accurate information so w

Subject:

*** First Name:**

*** Last Name:**

*** Zip Code:** (99999-9999)

*** Date of Birth:** (MM/DD/YYYY)

*** Contact Phone:** - - Ext:

Your Email:

Providing your email address will ensure a prompt response to your request.
[Create Email Account](#) [Read our Email Security Policy](#)

*** Message:** Some HTML tags such as embedded videos are not allowed in this text box and will not be saved.

Please Contact this user regarding their account.

(2000 characters max)
Current Characters: 49

Click on the ‘Send’ button, and the system will return below notification.

Contact Us Message

[Find the office closest to you.](#)

Thank you for providing your contact information. We have been notified by email and we will contact you regarding this request.

WorkInTexas.com - Retrieve Username or Password

Option 2 – Forgot User Name

On the **Option 2 – Forgot User Name** section, click on the ‘retrieve user name’ link.

Option 2 - Forgot User Name

If you have forgotten your User Name, please click [retrieve User Name](#) You will be prompted for information about your account, and when matched, you

Select a radio button for the ‘*Did you register as’ entry

Select a radio button for the ‘*How would you like to receive your username’ entry

Click on the ‘Next’ button.

Complete the required fields and then click the next button to begin the retrieval process.

* Indicates required fields.

* **Did you register as**

 Individual

 Employer

* **How would you like to receive your username**

send to my email address

answer verification questions on this site and display it

<< Back

Next >>

WorkInTexas.com - Retrieve Username or Password

On the **Your Information** section, enter a value for the '*First Name', '* Last Name', and '*Email' data fields.

Click on the 'Submit' button.

Your Information

* First Name:

* Last Name:

* Email:

Submit

On the **Security Question Response** section, enter a value on the '*Security Question Response' data field.

Click on the 'Next' button.

Security Question Response

Security Question: Who is your favorite actor?

* Security Question Response: 

Next

The system sends the username to the email address that is registered in the job seeker's WIT account.

Your Forgot Username Email has been sent

[Return to the Home page](#)

Option 3 – Forgot User Name and Password

On the **Option 3 – Forgot User Name and Password** section, click on the ‘retrieve both’ link.

Option 3 - Forgot User Name and Password

If you have forgotten your User Name and password, please click [retrieve both](#). You will be prompted for information about your account,

Select a radio button for the ‘*Did you register as’ entry


Select a radio button for the ‘*How would you like to receive your username’ entry

Click on the ‘Next’ button.

Complete the required fields and then click the next button to begin the retrieval process.

* Indicates required fields.

* Did you register as

 Individual

 Employer

* How would you like to receive your username

send to my email address

answer verification questions on this site and display it

<< Back

Next >>

On the **Your Information** section, enter a value for the ‘*First Name’, ‘* Last Name’, and ‘*Email’ data fields.

Click on the ‘Submit’ button.

Your Information

* First Name:

* Last Name:

* Email:

Submit

WorkInTexas.com - Retrieve Username or Password

On the **Security Question Response** section, enter a value on the '*Security Question Response' data field.

Click on the 'Next' button.

Security Question Response

Security Question: Who is your favorite actor?

***Security Question Response:** 

Next

On the Reset Password section, enter a value on the '*Enter New Password' and '*Confirm New Password' data fields'.

Click on the 'Save' button.

Reset Password

Username: ROBERTODOWNEYJR

***Enter New Password:** 

Enter Password (8 - 20 characters, and must include at least one uppercase letter, one lowercase letter, one number and one special character. Allowable characters are # @ \$ % ^ . ! * _ +).

***Confirm New Password:** 

Save