

UNITED STATES  
PATENT AND TRADEMARK OFFICE



# Transitioning from TEAS to Trademark Center

Matt Schwab, Staff Attorney, Electronic Filing and Public Web Services

Kyle Ingram, Attorney, Trademarks Customer Outreach

September 24, 2024



UNITED STATES  
PATENT AND TRADEMARK OFFICE ®

# Transitioning from TEAS to Trademark Center

- Reminders:
  - This session is being recorded.
  - The slides will be emailed after the presentation.
  - Captioning is available.
  - Post your questions to the Q&A box.

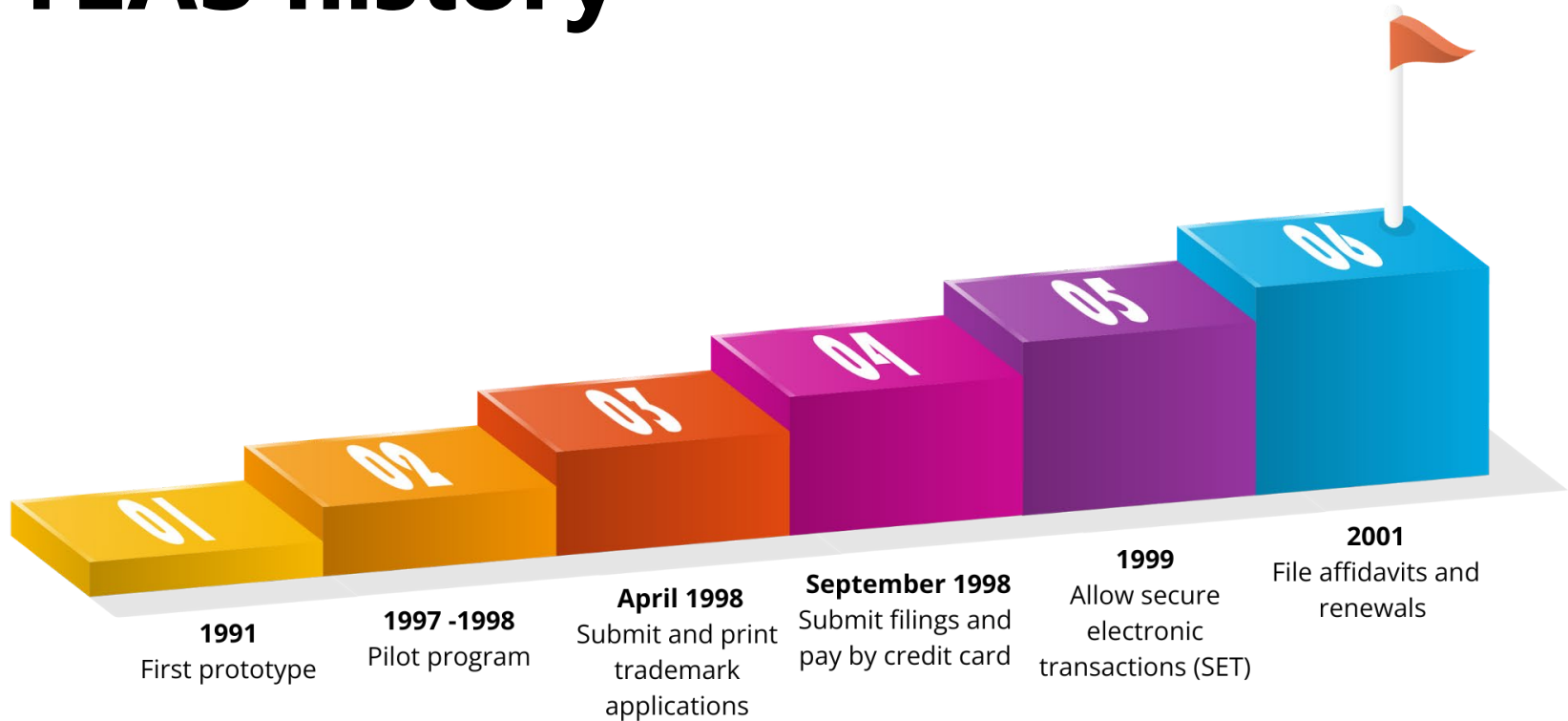
# Discussion topics

- Trademark Electronic Application System (TEAS) history
- Trademark Center development
- Trademark Center demonstration
- Q&A session

Discussion topic

# **TEAS history**

# TEAS history





# TEAS history (cont'd. 2)

- TEAS challenges
  - Technology now outdated and difficult to maintain
  - Lack of modern features
    - Difficult to read, edit, and navigate
    - No autosave capability
    - No continuous fee calculation or summary



Discussion topic

# Trademark Center development





# Trademark Center development

- Stakeholders influence development
  - Filing system designed with valuable feedback from attorneys, paralegals, entrepreneurs, and business owners
    - TEAS surveys
    - One-on-one interviews
    - Trademark Center feedback



# Trademark Center feedback

- Ways to provide feedback
  - Complete the survey
  - Feedback link on Trademark Center webpage
  - Feedback button embedded in Trademark Center
  - Sign up to be a customer experience volunteer





# Trademark Center improvements

- Trademark Center updates
  - Application preview feature
  - Increased character limits
  - Easy-to-read filing receipts
  - Continuous fee calculation and summary

Discussion topic

# **Trademark Center demonstration**

# Trademark Center demonstration (1 of 8)

The screenshot shows the MyUSPTO website interface. At the top, there is a navigation bar with the USPTO logo on the left and links for Patents, Trademarks, Fees and payment, Contact Us, MyUSPTO, and Sign in on the right. Below the navigation bar, the text "MyUSPTO" is displayed in a large, blue font. Underneath, a paragraph explains that MyUSPTO is a single place to manage intellectual property portfolios, track patent applications, check trademark registrations, and access services. Two buttons are provided: "Log in with your USPTO.gov account" (a dark blue button) and "Create a USPTO.gov account" (a light blue button). The footer contains the USPTO logo and the text "UNITED STATES PATENT AND TRADEMARK OFFICE" on the left, and a circular seal on the right.

An official website of the United States government [Here's how you know](#) ▾

uspto Patents ▾ Trademarks ▾ Fees and payment ▾ Contact Us ▾ MyUSPTO Sign in

## MyUSPTO

MyUSPTO is a single place for you to actively manage your intellectual property portfolio. Track patent applications and grants, check trademark registrations and statuses, and access our services in your personalized USPTO gateway.

I have an account

I need an account

uspto UNITED STATES PATENT AND TRADEMARK OFFICE ®

# Trademark Center demonstration (2 of 8)

The screenshot shows the USPTO website's Trademark Center. The header includes the USPTO logo and navigation links for Patents, Trademarks, IP Policy, and Learning and Resources. A search bar is present in the top right. The main content area is titled 'Identity verification for trademark filers' and contains a paragraph explaining the verification process, a link to 'read our instructions for submitting documents by fax', and a list of common questions. A sidebar on the left contains a 'Main menu' with various navigation options, and a 'Verify your identity' section with two buttons: 'Verify your identity' and 'Trademark sponsorship tool', the latter of which is highlighted with a red box.

uspto UNITED STATES PATENT AND TRADEMARK OFFICE

About Us Jobs Contact Us MyUSPTO

Search uspto.gov

Patents Trademarks IP Policy Learning and Resources Find It Fast

Home > Trademarks > Apply > Identity verification for trademark filers

**Main menu**

- Patents
- Trademarks
- IP Policy
- Learning and Resources
- About Us
- Jobs
- Contact Us
- MyUSPTO

**Verify your identity**

- Trademark sponsorship tool**
- Trademark user roles
- Trademark sponsorship tool guide

## Identity verification for trademark filers

To protect our customers from scams and fraudulent activities, the United States Patent and Trademark Office (USPTO) requires identity verification for USPTO.gov account holders who use our trademark filing systems. To complete this one-time process, customers can choose to verify their identities through a [paper identity verification](#) process or online via ID.me. In addition to verifying their identity, legal professional support staff, such as paralegals, must be [sponsored](#) by a verified attorney before they can access trademark filing systems.

If you have a filing deadline today and can't verify your identity in time, [read our instructions for submitting documents by fax](#).

[Expand all](#) | [Collapse all](#)

- > Who needs to verify their identity?
- > Selecting your user role
- > Paper verification
- > Online verification
- > ID.me and your privacy
- > Sponsoring legal support staff

### Common questions

# Trademark Center demonstration (3 of 8)

[Home](#) > [Trademarks](#) > [Apply](#) > Trademark user roles

## Main menu

[Patents](#)

[Trademarks](#)

[IP Policy](#)

[Learning and Resources](#)

[About Us](#)

[Jobs](#)

[Contact Us](#)

[MyUSPTO](#)

[Identity verification for trademark filers](#)

[Trademark Verified USPTO.gov Account Agreement](#)

## Trademark user roles

User roles determine how you'll use the Trademark Electronic Application System (TEAS) and what verification options you need.

It's important that you select the correct user role to associate with your USPTO.gov account, as making submissions under an improper user role violates the [Trademark Verified USPTO.gov Account Agreement](#).

The following user roles are available for customers using the Trademark Electronic Application (TEAS), Trademark Center beta, or TTAB Center beta:

- A **trademark owner** can file anything they need to on their own applications and registrations if they are unrepresented, or they can appoint an attorney to handle these matters for them.
- A **U.S.-licensed attorney** can file all documents for their clients and can also sponsor support staff and paralegals to work under their supervision.
- A **Canadian attorney/agent** can file certain permitted documents for their clients and can also sponsor support staff and paralegals to work under their supervision.
- **Attorney support staff** can assist with filing documents for clients, but must be sponsored by a verified attorney to do so.
- An **interested party** can access the TTAB Center beta if they aren't otherwise eligible for the role of trademark owner, U.S.-licensed attorney, Canadian attorney/agent, or attorney support staff. Currently, this role is a beta feature and can't be used in TEAS or Trademark Center beta.

# Trademark Center demonstration (4 of 8)

**uspto** Patents Trademarks Fees and payment Contact Us MyUSPTO KYLE INGRAM

## MyUSPTO

Home + Home actions Help

### TRADEMARK FORM FINDER BETA

Search

- File an application
- Respond to correspondence from the USPTO
- Respond to a Notice of Allowance
- Make changes to your application
- File documents after your mark is registered to maintain or change your registration
- Change an address
- Change attorney or domestic representative information
- Respond to a Notice of Abandonment
- File a petition
- File forms related to the Madrid Protocol
- File an appeal, opposition, or cancellation with the TTAB
- Record an assignment for ownership transfers or changes in name, entity type, or citizenship

[All trademark forms](#)

### ANNOUNCEMENTS

### PATENT ALERTS

**USPTO extends deadline for comments on patent subject matter eligibility guidance update**  
September 16, 2024, 12:02 PM ET

**Learn how to file DOCX documents in your patent applications**  
September 9, 2024, 9:17 AM ET

**Celebrating 25 years of USPTO's Public Advisory Committees**  
September 5, 2024, 5:30 PM ET

[Get alerts via email](#)

### PATENT TRIAL AND APPEAL BOARD ALERTS

**Join our next Boardside Chat to learn about discovery in AIA proceedings**  
September 12, 2024, 2:06 PM ET

**USPTO Patent Trial and Appeal Board launches Education Clinic to answer questions about PTAB proceedings**  
September 3, 2024, 11:31 AM ET

**Learn about new one-on-one educational meetings with former PTAB judges**  
August 10, 2024, 10:37 AM ET

### TRADEMARK ALERTS

**Get ready for the transition from TEAS to Trademark Center**  
September 9, 2024, 1:45 PM ET

**Celebrating 25 years of USPTO's Public Advisory Committees**  
September 5, 2024, 5:30 PM ET

**Announcing a new filing functionality for Trademark Trial and Appeal Board customers**  
August 29, 2024, 12:13 PM ET

[Get alerts via email](#)

### TRADEMARK DOCKET

[Manage docket](#)

Each collection allows you to store and monitor up to 1000 applications and registrations. You can create as many collections as you need.

[Create a new collection](#)

### TRADEMARK OFFICIAL GAZETTE WATCH BETA

You can save the searches you routinely perform in the Trademark Official Gazette as **watches**.



# Trademark Center demonstration (5 of 8)

The screenshot displays the MyUSPTO Trademark Center interface. A modal window titled "Create a collection" is open, showing the following details:

- Title:** Create a collection
- Step:** Step 1 of 2
- Text:** Enter a name for the collection. Collections will allow you to organize, manage, and group your trademark items.
- Form Fields:**
  - Collection name \***: A text input field containing "Application List 1".
  - Notes**: An empty text area.
- Text:** Only letters and numbers are allowed. Examples: Owner, company, law firm, or attorney.
- Buttons:** "Cancel" and "Next".

The background interface includes a sidebar with "TRADEMARK FORM FINDER BETA" and a list of actions such as "File an application", "Respond to correspondence from the USPTO", and "File documents after your mark is registered to maintain or change your registration". The main content area shows "PATENT TRIAL AND APPEAL BOARD ALERTS" and "TRADEMARK DOCKET".

# Trademark Center demonstration (6 of 8)

The screenshot displays the USPTO MyUSPTO Trademark Center interface. A modal window titled "Create a collection" is open, showing the process of adding trademark items to the "Application List 1" collection. The modal includes a search input field with the example text "e.g. 78787878; 72131351;" and a "Search" button. Below the input field, a note states: "A U.S. serial number consists of 8 or less numerical digits with no alphabetical characters and separated by a space or semicolon." The modal also features "Back" and "Complete" buttons. The background interface shows a navigation menu on the left with options like "File an application" and "Respond to a Notice of Allowance". The main content area displays several announcements, including "Celebrating 25 years of USPTO's Public Advisory Committees" and "PATENT TRIAL AND APPEAL BOARD ALERTS".

# Trademark Center demonstration (7 of 8)

The screenshot shows the USPTO website header with the logo and navigation links. The main navigation bar includes 'Patents', 'Trademarks', 'IP Policy', and 'Learning and Resources'. A search bar is located in the top right. The breadcrumb trail reads 'Home > Trademarks > Apply > Apply online'. The main heading is 'Trademark Center beta is here', followed by a green button labeled 'Trademark Center beta'. The text below explains the launch of the beta system and provides a link for more information. A sidebar on the left lists application process steps, with 'Apply online' selected. A yellow callout box highlights the current examination period from January 30, 2024, to February 13, 2024. The 'Log in to access forms' section provides instructions on how to access the application forms.

uspto UNITED STATES PATENT AND TRADEMARK OFFICE

About Us | Jobs | Contact Us | MyUSPTO

Search uspto.gov

Patents Trademarks IP Policy Learning and Resources Find It Fast

Home > Trademarks > Apply > Apply online

## Trademark Center beta is here

[Trademark Center beta](#)

We launched Trademark Center beta, a new system designed to improve your filing experience. You can use the beta version of Trademark Center to apply to register your trademark. You have the option to apply to register your trademark in either Trademark Center beta or the Trademark Electronic Application System (TEAS) until early January 2025. The cost to file remains the same in both systems.

For more information, visit our [Trademark Center page](#).

### Application process

- Search our trademark database
- Apply online**
- Disclosure of public information
- Checking application status & viewing documents
- Responding to office actions
- Abandoned applications

## Apply online

We are currently examining **new applications** submitted between:  
**January 30, 2024 - February 13, 2024**  
For average Trademark filing wait times, visit the [Current wait times webpage](#).

### Log in to access forms

Select the type of form listed below for direct links to TEAS and TEASi forms. You will need to [create a USPTO.gov account](#) with two-step authentication and [verify your identity](#) before you can log in to access the forms. You can preview the

# Trademark Center demonstration (8 of 8)

The screenshot shows the USPTO Trademark Center Beta website. At the top, there is a navigation bar with the USPTO logo on the left and links for Patents, Trademarks, Fees and payment, Contact Us, MyUSPTO, and Sign in on the right. Below this is a secondary navigation bar with links for Home, Start application, Drafts and docket, Find resources, and Help. The main content area features a section titled "Search the trademark database" with a link to search the USPTO's trademark database. Below this is an "Actions" section with two cards: "New application" (Start a new trademark application) and "View trademarks docket" (View and manage all your applications and registrations in one place). The "Helpful trademark webpages and resources" section contains three cards: "Forms (TEAS)" (Find all TEAS and TEASi forms to make specific filings in one convenient listing), "Trademark basics" (Learn about the application requirements and registration process in this easy-to-understand guide for beginners), and "Trademark fee information" (Determine the different costs associated with filing a new application and maintaining registrations).

**uspto** Patents Trademarks Fees and payment Contact Us MyUSPTO Sign in


**Trademark Center** Beta


Home Start application Drafts and docket Find resources Help

### Search the trademark database


[Search the USPTO's trademark database](#) to see if any trademark has already been registered or applied for that is similar to your trademark, used on related products or related services or is live.


### Actions


 **New application**  
Start a new trademark application

 **View trademarks docket**  
View and manage all your applications and registrations in one place

### Helpful trademark webpages and resources

 **Forms (TEAS)**  
Find all TEAS and TEASi forms to make specific filings in one convenient listing.

 **Trademark basics**  
Learn about the application requirements and registration process in this easy-to-understand guide for beginners

 **Trademark fee information**  
Determine the different costs associated with filing a new application and maintaining registrations

# TEAS

## Current webpage to begin application

Checking application status & viewing documents

Responding to Office actions

Abandoned applications

Ordering certified documents

Trademark Trial and Appeal Board

### Apply online

We are currently examining **new applications** submitted between:  
**October 20, 2022 - November 03, 2022**  
For average Trademark filing wait times, visit the [Current wait times webpage](#).

#### Log in to access forms

Select the type of form listed below for direct link to TEAS and TEASi forms. You will need to [create a USPTO.gov account](#) with two-step authentication and [verify your identity](#) before you can log in to access the forms. You can preview the forms without logging in on our [form previews](#) page.

For the latest information or to create a USPTO.gov account, review the [Log in to TEAS and TEASi page](#).

#### Identity verification

In January 2022, USPTO.gov account holders who use TEAS and TEASi were able to begin verifying their identity through a secure, online system. **As of August 6, 2022, identity verification is mandatory** for USPTO.gov account holders to file through TEAS and TEASi. For more information, see [Identity verification for trademark filers](#).

#### First time?

[Get basic information before filing](#) to avoid mistakes that cost you time, money, and potentially your legal rights.

#### Already know which forms you need?

Go to the [index of all TEAS forms](#).

#### Processing wait times

Check the [current processing wait times](#) to find out how long your trademark filing could take. Filing your initial application, response form, and post-registration accurately can speed up the process. You can help by reading these tips on [avoiding processing delays](#).

#### 1. Initial application forms

- Apply for a trademark/service mark on the Principal Register or a trademark/service mark on the Supplemental Register.

#### USPTO rule makes electronic filing mandatory for trademark submissions

Explanation of the mandatory electronic filing rule change for Trademarks.

## Trademark Center



# Trademark Center

## Easier to know where to start

### Trademark Center beta landing page

Unofficial website of the United States government. Here's how you know.

uspto UNITED STATES PATENT AND TRADEMARK OFFICE

Patents • Trademarks • Fees and payment • Contact us • MyUSPTO • Brian Hunt

### Trademark Center Beta

Home Start Application Manage applications and registrations Find resources TM Center help

#### Search the trademark database

Search the [USPTO's trademark database](#) to see if any trademark has already been registered or applied for that is similar to your trademark, used on related products or related services or is live.

#### Actions

- New application**  
Start a new initial trademark application
- My trademarks docket**  
View and manage all your applications and registrations in one place

#### Helpful trademark webpages and resources

- Forms (TEAS)**  
Find all TEAS and TEASi forms to make specific filings in one convenient listing
- Trademark basics**  
Learn about the application requirements and registration process in this easy-to-understand guide for beginners
- Trademark fee information**  
Determine the different costs associated with filing a new application and maintaining registrations

uspto UNITED STATES PATENT AND TRADEMARK OFFICE

BROWSE BY TOPIC ABOUT THIS SITE USPTO BACKGROUND FEDERAL GOVERNMENT

# TEAS

## First page of TEAS initial application

uspto

### Trademark Electronic Application System

Trademark/Service Mark Application, Principal Register  
Version 3.1

When the "BROWSE FOR" button is the only way to select the most important issues to the agency of which filing a trademark application with the USPTO.

**TO DO: the application electronically, please complete the following steps:**

1. Answer the five questions below to create an application from scratch, edit, or continue/return to your specific filing.
2. Fee help at any point, click on any sublabel word on any page.
3. After answering the first optional question, click on the CONTINUE button at bottom of the page.
4. Once in the actual form, complete all fields with a "\*" outside the form area, except for the mandatory fields for TEAS filing purposes.
5. Validatable data, using the "Validate" button at the end of the form. If there are errors, return to the form to make the correction. A "Warning" may be generated or by-passed.
6. Double-check all entries through the links displayed on the Validation page.
7. You may save your work by submission as a later time by clicking on the Save Form button at the bottom of the Validation page.
8. When ready to file, use the Pay button located at the bottom of the Validation page. This will allow you to choose from three (3) different payment methods: credit card, automatic deposit account, or electronic funds transfer.
9. After answering the program control questions and making the appropriate entries, you will receive a confirmation screen if your transmission is successful. This screen will say SUCCESS! and will provide you assigned serial number.
10. An email acknowledgment message of the submission (a filing receipt) will be sent to the correspondence email address of record.

Once you submit this application, the USPTO will not send the filing or refund over the fee to a processing fee, which we do not refund even if we cannot issue a registration after our substantive review.

**IMPORTANT:** After this application is submitted, the USPTO will send a filing receipt to the email address of either (A) the applicant/owner, if any, or otherwise (B) the trademark applicant owner listed.

**CONTACT:**  
For general trademark information or help navigating the form, email [TrademarkAccountCenter@uspto.gov](mailto:TrademarkAccountCenter@uspto.gov), or telephone 1-800-785-9199 (toll-free).

If you need help resolving trademark issues, email [TEAS@uspto.gov](mailto:TEAS@uspto.gov). Please include in your email your phone number, serial or registration number, and a screenshot of any error message. Uspto will respond.

**STATUS CHECKS:** The status of the filing is available in the [Trademark Status & Document Retrieval System \(TSDB\)](#) 7-14 days after filing.

**TIMEOUT WARNING:** You're required to log back in after 20 minutes of inactivity. This occurs for USPTO computers with [security, federal information security, standards and privacy](#) user information. After 20 minutes of inactivity, you will be prompted to continue your session. If you do not continue within 5 minutes, the session will end, you will be logged out of your USPTO account, and you will lose any entered data in the form. Please save all of your information every before you start.

# Trademark Center (cont'd.)

## Improved design and navigation First page of Trademark Center initial application

An official website of the United States government. [Here's how you know.](#)

uspto

Patents + Trademarks + Fees and payment + Contact us MyUSPTO

### Trademark Center Beta

Home Start Application Manage applications and registrations Find resources - TM Center help -

**Initial Application** | Contact information | Trademark details | Goods and services | Filing basis | Review and sign | Pay and submit

**Attorney information** \* indicates required

**Your total cost**  
\$0  
Show summary

**Contact information**

**Attorney information**

Owner information

Correspondence information

Trademark details

Goods and services

Filing basis

Review and sign

Pay and submit

Import my info from MyUSPTO account Clear form

First name \* Last name \*

Law firm

Country/region/jurisdiction/U.S. territory \*

- Select a Country/region/jurisdiction/U.S. territory -

Address line 1 \*

Address line 2

City \*

Zip code

## Trademark Center



# TEAS

Multi-step save only available from Validation page

uspto

## Trademark Electronic Application System

Navigation History: Instruction > Applicant > Plus > Goods/Services/Filing Basis > Attorney/Con. Rec./Correspondence > Electronic Signatures

PRO-1478  
Approved for use through 10/31/2020. (986.662)-0038  
U.S. Patent and Trademark Office, U.S. DEPARTMENT OF COMMERCE  
Under the Paperwork Reduction Act of 1995, no device are required to respond to a collection of information unless it carries a valid OMB control number.

### Trademark/Service Mark Application, Principal Register TEAS Plus Application (Version 8.1) Validation Page

■ **STEP 3:** To download and save the form file, click on the "Save Form" button at the bottom of this page. The information will be saved to your local drive. To begin the submission process with our data, you must open a new form and click on the "Browse/Choose File" button displayed on the initial form created page at "[OPTIONAL] To access previously saved data, use the "Browse/Choose File" button before accessing the file from your local drive." **REMEMBER:** Do NOT try to open the saved obj.xml from directly. You must return to the very first page of the form, as if starting a brand new form, and then use the specific "Browse/Choose File" button on that page to import the saved file. Clicking on the "Continue" button at the bottom of that first page will then properly open the saved version of your form.

■ **STEP 4:** If you are ready to file electronically:  
Click on the **File Submit/Online** button, to access the site where you will select one of three possible payment methods. After successful entry of payment information, you can complete the submission to the USPTO. A valid transaction will result in a screen that says **SUCCESS!** Also, we will send an email acknowledgment within 24 hours.  
**WARNING:** Click on the **File Submit/Online** button ONLY if you are **sure** entirely prepared to complete the Pay/Submit process. After clicking the button, you see **NOE** return to the form, since you will have left the TEAS site entirely. Once in the separate payment site, you must complete the Pay/Submit process within 30 minutes. If you are not prepared to complete the process now, you should select the "Save Form" option to save your form, and then complete the Pay/Submit process later. Or, if you have discovered new errors, use the "Go Back to This Step" button to make a correction.  
**WARNING:** Fee payments by credit card **must** be made from 2 a.m. to 6 a.m. (Pacific) Eastern Time. If you are attempting to file during that specific period, you must use option (1) the deposit account or electronic funds transfer payment method, or (2) the "save form" option to save your form, and then complete the Pay/Submit process later for a credit card payment.

GO BACK TO MODIFY Save Form! Pay/Submit

■ **[OPTIONAL]** To upload a previously saved form file, first review the **USPTO's TEAS Help/Instructions for accessing previously saved data** and then use the "Browse..." button below to access the form file saved on your computer.  
**WARNING:** Failure to follow the TEAS Help/Instructions will result in the inability to edit your data.  
**Important:** Do NOT use the button below to upload an image file (for example, a specimen). You must use the button that will be presented for that purpose within the proper section of the actual form.

CHOOSE FILE No file chosen

COSEFILE

Open

File name: TEAS\_001.pdf

# Trademark Center (cont'd. 2)

Save drafts at any time in the platform  
Draft autosave and manual save on each page

Class 030 Goods

Description	Actions
Ginseng candy (IDM)	Remove
Candy (IDM)	Remove
Energy candy (IDM)	Remove
Example of a free-form ID entry	Edit

10 per page Previous 1 Next

Your goods and services  
Class 030 \$350

Applied bases  
1(a)  
Goods and services  
Ginseng candy Candy  
Energy candy  
Example of a free-form ID entry

Edit Goods and Services

Total Cost  
\$350

Previous Exit

Autosaved to drafts at 9:45 am Save draft Continue

## Trademark Center



Home Start application Drafts and docket Find resources Help

### Drafts and docket

My drafts My trademarks

Showing 1 to 25 of 43 entries

Search my drafts

Mark	Owner name	Docket number	Last modified date	Actions
>	T Markey	TD-229888	09/04/2024	Remove View
>	Example trademark	Mark Owner	09/03/2024	Remove View

Discussion topic

**Q&A session**





DISCLAIMER: References to particular trademarks, service marks, certification marks, products, services, companies, or organizations are for illustrative and educational purposes only and do not constitute or imply endorsement by the U.S. government, the U.S. Department of Commerce, the U.S. Patent and Trademark Office, or any other federal agency.