

Climate of Riverton, Wyoming

Narrative Summary

1. History

Observations taken by dedicated cooperative weather observers in Riverton date back to 1907, even though the National Weather Service (NWS) office on the northwest edge of town did not come into existence until 1995. Until that time, NWS observations were taken in Lander, which date back to the late 19th century. Official NWS observations are now taken by an automated surface observing system (ASOS) at the Riverton Regional Airport. The airport is located on the northwest side of town and sits nearly 600 feet higher than downtown Riverton. However, a cooperative weather observer in Riverton is currently taking daily weather observations to keep the record database intact back to 1907. These records are archived at the National Climatic Data Center (NCDC). Since these cooperative weather observers are volunteers, the record database has some missing data due to observers going on vacation or their unavailability during transition from one observer to another. However, the available data is impressive and was interrogated to create this published climate volume. Cooperative weather observations were used exclusively for this work and all observations were taken in the town of Riverton.

2. Topography

Riverton is located in the center of the Wind River Basin at an elevation of 4956 feet msl. The impressive peaks of the Wind River Mountains (elevations over 13,000 feet msl) sit approximately 40 miles southwest of town but the range extends from southwest to west-northwest. The southern extent of the Absaroka Range (elevations over 13,000 feet msl) sits about 75 miles northwest of Riverton with the Owl Creek Mountains (rising above 9,000 feet msl) extending from the Absaroka Range to about 30 miles north of town. The Bridger Mountains (rising above 8,000 feet msl) are another smaller range that starts just east of the Owl Creek Mountains and eventually connect to the Bighorn Mountains (rising above 9,000 feet msl on the southern end of the range) about 75 miles northeast of Riverton. The slightest climb is to the east where elevations gradually rise to a little over 6,000 feet msl in approximately 50 miles. Beaver Rim provides another terrain feature rising above 7,000 feet msl to the south and southeast. The combination of these features provides a protected climate from the regular strong winds that hinder many other areas in Wyoming, but the complex terrain also adds to the unique climate of the basin.

3. General Climatic Summary

Riverton has four distinct seasons, but at times, spring and fall can be rather abbreviated. Summers are rather long and actually quite warm with normal highs in the mid to upper 80s and lows around 50. However, the mercury frequently tops 90 degrees, about 36 times on average per year, with readings near the century mark occasionally occurring. Summers are generally quite dry except during periods when the “monsoon flow” develops and draws moisture up from the desert southwest. During this period, intense thunderstorms can develop producing flash flooding along with damaging wind, hail, and isolated tornadoes. Winds are generally light but can become quite

strong in the afternoon and early evening with thunderstorms in the area. Often, thunderstorms are high based and produce strong winds but little rainfall.

Fall is a variable length transition period before the relatively harsh winter sets in. Snow can fall as early as September or on rare occasion as late as November. Temperatures at the beginning of the season are typically in the 70s but decrease rapidly to near 30 degrees by the average first day of winter. Snowfall amounts are generally light but one or two heavy storms are possible. Winds become more noticeable at times as more frequent weather systems move through the state. Stronger winds generally blow from the southwest in advance of a storm and from the north to northwest behind a storm.

Winter can set in earlier than the calendar indicates, especially if a relatively deep snow cover develops from early fall storms, allowing an early start to the infamous basin temperature inversion. Overall, the winter storms produce light snowfall and generally light wind in town. The frequency of winter storms is erratic with several consecutive weeks without any snow, then a period of more active weather where light snow falls off and on for a week or two. Snowstorms over a foot are rare with less than 24 cases in recorded history. Areas closer to the Wind River Mountains, such as Lander, receive significantly more snow than the town of Riverton. During most winters the snow cover in the basin results in strong temperature inversions with very cold overnight lows and chilly afternoon highs. During extreme cases, the nearby mountains can be 30 to 40 degrees warmer than the basin floor or nearby cities in the state where the wind is blowing; the positive side is the absence of any wind during these periods. Once or twice a year on average, bitter arctic air slides south out of Canada providing the coldest temperatures of the season. These intrusions of arctic air are most prevalent during January and early February. Overnight lows of 20 to 30 below zero are common during this period in the normally colder low lying areas, especially near the Wind River. In extreme cases readings of 40 below zero can occur; thankfully, these periods only occur every few decades. The last episode with these extreme readings was observed during the winter of 1983-84.

Spring usually comes quickly in March. The spring period is a transition period of frequent change and can produce some record breaking snowstorms due to the availability of more moisture and frequent favorable weather patterns. However, temperatures are moderating throughout the period and the snow melts much more rapidly than the winter season. Cold snaps can still persist early in the period but are usually confined to a few days rather than a few weeks, which is more common during the winter. Windy conditions are most noticeable during this period with frequent storms moving through the region. Winds react similar to fall systems.

Climate of Riverton, Wyoming

TABLE OF CONTENTS

	Page
ABSTRACT AND NARRATIVE SUMMARY	i
TABLE OF CONTENTS	1
MONTHLY NORMALS	4
MONTHLY TEMPERATURE RECORDS	5
MONTHLY SNOWFALL RECORDS	6
MONTHLY RAINFALL RECORDS	7
DAILY NORMALS	8
DAILY TEMPERATURE/PRECIPIATION/SNOWFALL RECORDS	
JANUARY	10
FEBRUARY	12
MARCH	14
APRIL	16
MAY	18
JUNE	20
JULY	22
AUGUST	24
SEPTEMBER	26
OCTOBER	28
NOVEMBER	30
DECEMBER	32
SNOW RECORDS	
TOP 10 SNOWIEST MONTHS BY MONTH	34
TOP 10 SNOWIEST SEASONS	35
ALL-TIME BIGGEST SNOWSTORMS	36
ALL-TIME SNOWIEST DAYS	37
ADDITIONAL SNOWFALL DATA	38

TABLE OF CONTENTS

(CONTINUED)

	Page
TEMPERATURE RECORDS	
TOP 10 COLDEST AND HOTTEST YEARS AND MONTHS	39
TOP 10 COLDEST AND HOTTEST MONTHS BY MONTH	40
TOP 10 COLDEST AND WARMEST WINTERS AND SUMMERS	46
HEAT STATISTICS	47
COLD STATISTICS	48
HEATING AND COOLING DEGREE DAYS	49
PRECIPITATION RECORDS	
TOP 10 WETTEST AND DRIEST YEARS AND MONTHS	50
TOP 10 WETTEST AND DRIEST MONTHS BY MONTH	51
CONSECUTIVE WET AND DRY DAYS	57
MEASURABLE PRECIPITATION DAYS AND EXTREMES	58
HOLIDAY WEATHER	59

TABLE OF CONTENTS

(CONTINUED)

Page

FIGURES:

1. Record Max/Min Temperatures in Riverton	63
2. Riverton's Biggest Snowstorms	64
3. Normal Monthly Snowfall	65
4. Normal Monthly Precipitation	66
5. Heating/Cooling Degree Days	67

MONTHLY NORMALS

RIVERTON, WYOMING

PERIOD OF RECORD: 1971-2000

Month	Max	Min	Avg	HDD	CDD	PCPN	SNOW
JAN	30.0	-0.3	14.9	1557	0	0.28	4.1
FEB	37.6	6.5	22.1	1202	0	0.25	3.7
MAR	50.2	19.5	34.9	935	0	0.48	3.9
APR	59.8	28.4	44.1	626	0	1.01	3.8
MAY	69.5	38.1	53.8	352	5	1.78	0.4
JUN	81.1	46.2	63.7	126	86	1.14	0.0#
JUL	89.0	51.5	70.3	22	184	0.73	0
AUG	87.5	48.8	68.2	40	138	0.49	0
SEP	75.8	38.7	57.3	253	20	0.88	0.7
OCT	62.0	27.6	44.8	626	0	0.81	2.4
NOV	43.0	13.3	28.2	1104	0	0.47	4.8
DEC	30.7	1.1	15.9	1522	0	0.36	4.6
ANN	59.7	26.6	43.2	8365	433	8.68	28.4

All units of measurement in this document are defined as follows:

TEMPERATURES are in degrees Fahrenheit

PRECIPITATION and SNOWFALL are in inches

EXTREMES and RECORDS are considered the same thing

HEATING and COOLING DEGREE DAYS are based on a 65 degree standard (e.g. a mean temperature of 75 degrees would equate to 10 cooling degree days or a mean temperature of 50 degrees would equate to 15 heating degree days)

#16.5 inches fell in the entire period of record during this month (1907-2006)

MONTHLY TEMPERATURE RECORDS

Period of Record 1907-2006

MONTH	HIGH MAX	LAST RECORD	LOW MIN	LAST RECORD	LOW MAX	LAST RECORD	HIGH MIN	LAST RECORD
JAN	63	01/10/53	-46	01/17/30	-18	01/01/79	42	01/31/71
FEB	71	02/11/51	-45	02/08/36	-13	02/04/89	35	02/19/07
MAR	78	03/29/86	-24	03/06/20	10	03/18/65	46	03/21/07
APR	87	04/29/87	-18	04/02/36	17	04/01/36	56	04/19/08
MAY	96	05/31/84	15	05/06/09	30	05/01/67	59	05/31/66
JUN	102	06/28/70	26	06/03/51	38	06/02/51	67	06/25/88
JUL	104	07/14/05*	30	07/07/86	53	07/03/72	72	07/20/06
AUG	103	08/01/88	29	08/31/08	57	08/15/78	68	08/10/22
SEP	98	09/08/90	9	09/25/26	31	09/18/65	69	09/19/09
OCT	90	10/01/80	-7	10/30/71	17	10/31/71	60	10/2/05
NOV	73	11/02/31	-28	11/23/85	-3	11/16/78	47	11/26/09
DEC	65	12/10/33	-46	12/31/78	-23	12/22/90	42	12/23/64

BOLD ARE EXTREMES FOR ENTIRE PERIOD OF RECORD (1907-2006)

* All-time record also occurred on 7/12/54, 7/22/82 and 7/1/90

MONTHLY SNOWFALL RECORDS

Period of Record 1907-2006

Month	Max Snowfall/Year		Min Snowfall/Year	
January	16.5"	1962	Trace	1988
February	22.5"	1987	No Snow	1957
March	21.7"	1998	No Snow	1960
April	31.7"	1999	No Snow	1992
May	11.0"	1950	No Snow	1998
June	9.5"	1951	No snow many times	
July	None ever reported			
August	None ever reported			
September	13.0"	1982	No snow many times	
October	23.5"	1919	No Snow	1992
November	19.0"	1942	No Snow	1949
December	19.0"	1985	No Snow	1950

MONTHLY PRECIPITATION RECORDS

Period of Record 1907-2006

Month	Max Precipitation/Year		Min Precipitation/Year	
January	1.44"	1962	Trace	1988
February	1.15"	2003	0.00"	1957
March	2.95"	1998	0.00"	1960
April	3.69"	1999	Trace	1954
May	6.22"	1921	0.08"	1936
June	5.95"	1993	0.00"	1973
July	3.32"	1923	0.00"	1953
August	9.12"	1912	0.00"	1969
September	5.72"	1923	0.00"	1979
October	5.06"	1912	0.00"	1958
November	2.13"	1996	0.00"	1939
December	3.59"	1997	0.00"	1950

DAILY AVERAGES

Period of Record 1907-2006

DAY	JAN	FEB	MAR	APR	MAY	JUN	JUL	AUG	SEP	OCT	NOV	DEC
1	28/-1	32/2	43/12	55/24	64/33	75/42	85/49	89/51	82/44	69/34	52/21	35/7
2	28/-1	32/2	43/13	55/25	64/33	75/43	85/49	89/51	81/44	69/33	51/20	34/6
3	28/-1	32/2	43/13	55/25	64/34	76/43	86/50	89/51	81/44	68/33	50/20	34/6
4	28/-1	33/2	44/14	56/25	65/34	76/43	86/50	89/51	80/43	68/32	50/19	33/5
5	28/-1	33/3	44/14	56/25	65/34	76/43	86/50	89/51	80/43	67/32	49/19	33/5
6	28/-1	33/3	45/15	56/26	65/35	77/44	86/50	89/51	80/42	67/32	48/18	33/5
7	28/-1	34/3	45/15	56/26	65/35	77/44	87/50	89/51	79/42	66/31	48/18	32/4
8	28/-1	34/4	46/16	57/26	66/35	78/44	87/50	89/51	79/42	66/31	47/17	32/4
9	28/-1	34/4	46/16	57/26	66/36	78/44	87/51	89/51	78/41	65/31	46/17	32/4
10	28/-1	35/4	46/16	57/27	66/36	78/45	87/51	88/50	78/41	65/30	46/16	31/3
11	28/-1	35/5	47/17	58/27	67/36	79/45	87/51	88/50	77/41	64/30	45/16	31/3
12	28/-1	35/5	47/17	58/27	67/37	79/45	88/51	88/50	77/40	64/30	44/15	31/3
13	28/-1	36/5	48/18	58/28	67/37	79/45	88/51	88/50	76/40	63/29	44/15	31/2
14	28/-1	36/6	48/18	59/28	68/37	80/46	88/51	88/50	76/39	63/29	43/14	30/2
15	28/-1	37/6	49/19	59/28	68/38	80/46	88/51	87/49	76/39	62/28	43/14	30/2

Daily Normals are listed with max temperatures first, followed by the min temperature

DAILY AVERAGES

(CONTINUED)

DAY	JAN	FEB	MAR	APR	MAY	JUN	JUL	AUG	SEP	OCT	NOV	DEC
16	28/-1	37/7	49/19	59/28	69/38	81/46	88/51	87/49	75/39	62/28	42/13	30/1
17	29/-1	37/7	49/19	59/29	69/38	81/46	88/51	87/49	75/38	61/28	41/13	30/1
18	29/-1	38/7	50/20	60/29	69/38	81/47	89/51	87/49	74/38	61/27	41/12	29/1
19	29/-1	38/8	50/20	60/29	70/39	82/47	89/52	86/48	74/38	60/27	40/12	29/1
20	29/-1	39/8	51/21	60/30	70/39	82/47	89/52	86/48	73/37	60/26	40/11	29/0
21	29/0	39/9	51/21	61/30	70/39	82/47	89/52	86/48	73/37	59/26	39/11	29/0
22	29/0	39/9	51/21	61/30	71/40	83/47	89/52	86/48	73/37	58/25	39/10	29/0
23	30/0	40/10	52/22	61/30	71/40	83/48	89/52	85/47	72/36	58/25	38/10	29/0
24	30/0	40/10	52/22	61/31	72/40	83/48	89/52	85/47	72/36	57/24	38/10	28/0
25	30/0	41/10	52/22	62/31	72/40	83/48	89/52	84/47	71/36	56/24	37/9	28/0
26	30/0	41/11	53/23	62/31	72/41	84/48	89/52	84/46	71/35	56/24	37/9	28/-1
27	30/1	42/11	53/23	62/32	73/41	84/49	89/52	84/46	71/35	55/23	36/8	28/-1
28	31/1	42/12	53/23	63/32	73/41	84/49	89/52	83/46	70/35	54/23	36/8	28/-1
29	31/1		54/23	63/32	74/42	85/49	89/52	83/45	70/34	54/22	35/7	28/-1
30	31/1		54/24	63/33	74/42	85/49	89/52	83/45	69/34	53/22	35/7	28/-1
31	32/1		54/24		74/42		89/52	82/45		52/21		28/-1

DAILY RECORDS 1907-2006

(All-Time Monthly Records in **BOLD**)

JANUARY

DAY	Record High/Yr	Record Low/Yr	Record Low-Max/Yr	Record High-Min/Yr	Record Precip	Record Snowfall
1	52 (2000)	-46 (1979)	-18 (1979)	27 (2006)	0.08" (1976)	1.0" (1977)
2	59 (1997)	-43 (1979)	-15 (1979)	25 (1997)	0.08" (1975)	1.2" (2001)
3	52 (1997)	-31 (1959)	-5 (1979)	31 (1997)	0.16" (1993)	4.0" (1993)
4	55 (1927)	-40 (1959)	-5 (1942)	28 (1997)	0.80" (1996)	3.0" (1963)
5	56 (1953)	-38 (1942)	-8 (1942)	29 (2003)	0.34" (1940)	4.0" (1940)
6	61 (1919)	-31 (1942)	-3 (1937)	20 (1946)	0.28" (1987)	4.0" (1987)
7	55 (1966)	-38 (1910)	-12 (1979)	30 (1965)	0.14" (1937)	2.0" (1912)
8	57 (1966)	-40 (1910)	-16 (1979)	33 (1923)	0.21" (1985)	4.0" (1962)
9	59 (1966)	-36 (1979)	-12 (1979)	30 (1909)	0.31" (1993)	4.0" (2006)
10	63 (1953)	-38 (1962)	-2 (1979)	22 (1953)	0.05" (1932)	1.0" (1963)
11	58 (1953)	-38 (1962)	-8 (1962)	23 (1990)	0.18" (1938)	5.5" (2005)
12	60 (1928)	-46 (1963)	-12 (1963)	34 (1928)	0.21" (1932)	4.0" (1993)
13	59 (1953)	-38 (1963)	-14 (1963)	24 (1928)	0.09" (1997)	6.0" (1972)
14	56 (1953)	-35 (1932)	-7 (1932)	39 (1943)	0.32" (1984)	10.0" (1984)
15	55 (1995)	-33 (1932)	-7(1930)	28 (2006)	0.30" (1953)	5.0" (1953)

JANUARY

(Continued)

DAY	Record High/Yr	Record Low/Yr	Record Low-Max/Yr	Record High-Min/Yr	Record Precip	Record Snowfall
16	55 (1965)	-29 (1987)	-7 (1930)	26 (1995)	0.85" (1995)	5.0" (1995)
17	55 (2000)	-46 (1930)	-12 (1930)	19 (1971)	0.26" (1995)	6.0" (1995)
18	54 (2000)	-45 (1984)	-11 (1943)	23 (1919)	0.08" (1948)	1.0" (1996)
19	55 (1994)	-41 (1984)	-8 (1984)	32 (1909)	0.11" (1945)	4.0" (1980)
20	56 (1994)	-42 (1984)	-10 (1984)	34 (2005)	0.11" (2001)	2.5" (1991)
21	58 (1909)	-38 (1930)	-6 (1930)	37 (1969)	0.23" (1962)	7.0" (1962)
22	56 (1950)	-45 (1962)	-2 (1930)	37 (1967)	0.13" (1943)	4.0" (1949)
23	60 (1934)	-40 (1962)	-13 (1962)	30 (1943)	0.13" (1978)	2.0" (1909)
24	61 (1970)	-43 (1949)	-4 (1962)	25 (1934)	0.22" (1948)	3.0" (1948)
25	55 (1970)	-42 (1949)	-12 (1949)	24 (1990)	0.27" (1954)	1.5" (1979)
26	61 (1951)	-35 (1949)	-7 (1949)	25 (1947)	0.12" (1979)	4.0" (1980)
27	60 (1982)	-33 (1948)	-7 (1948)	23 (2003)	0.21" (1949)	3.5" (1949)
28	57 (1971)	-33 (1980)	-1 (1980)	28 (1971)	0.32" (1995)	4.5" (1995)
29	57 (1971)	-35 (1949)	-10 (1980)	33 (1971)	0.12" (1959)	2.0" (1991)
30	59 (1971)	-34 (1979)	-5 (1951)	42 (1971)	0.03" (1996)	0.5" (1996)
31	61 (1971)	-38 (1979)	-10 (1979)	42 (1971)	0.18" (1981)	1.5" (1939)

FEBRUARY

DAY	Record High/Yr	Record Low/Yr	Record Low-Max/Yr	Record High-Min/Yr	Record Precip	Record Snowfall
1	65 (1971)	-37 (1979)	-10 (1979)	31 (1907)	0.50" (1960)	4.0" (1965)
2	62 (1934)	-33 (1949)	-4 (1985)	27 (1953)	0.45" (2003)	4.7" (2003)
3	62 (1925)	-37 (1949)	-11 (1989)	30 (1920)	0.38" (1955)	5.5" (1955)
4	61 (1925)	-34 (1949)	-13 (1989)	29 (1953)	0.34" (1986)	4.0" (1986)
5	63 (1963)	-29 (1989)	-12 (1989)	33 (1925)	0.15" (1976)	2.8" (1997)
6	65 (1963)	-32 (1976)	7 (1982)	26 (1925)	0.15" (1989)	2.0" (1989)
7	57 (1996)	-35 (1933)	-3 (1976)	29 (1935)	0.29" (2001)	4.2" (2001)
8	63 (1996)	-45 (1936)	-12 (1933)	29 (1935)	0.24" (1923)	4.0" (1923)
9	61 (2000)	-44 (1933)	-10 (1933)	31 (2006)	0.16" (1953)	4.0" (1959)
10	64 (1996)	-37 (1933)	4 (2001)	27 (1934)	0.26" (1998)	8.0" (1959)
11	71 (1951)	-24 (1923)	8 (2001)	35 (1938)	0.09" (1958)	2.0" (1958)
12	59 (1990)	-28 (1948)	5 (1986)	35 (1962)	0.24" (1978)	5.5" (1978)
13	59 (1954)	-35 (1949)	-1 (1949)	31 (1962)	0.12" (1936)	2.0" (1952)
14	60 (1967)	-31 (1936)	-1 (1949)	29 (1934)	0.19" (1983)	2.0" (1972)
15	62 (1982)	-23 (1936)	3 (1936)	23 (1940)	0.42" (1975)	6.0" (1975)

FEBRUARY

(Continued)

DAY	Record High/Yr	Record Low/Yr	Record Low-Max/Yr	Record High-Min/Yr	Record Precip	Record Snowfall
16	60 (1982)	-22 (1993)	8 (1936)	30 (1930)	0.15" (2006)	3.6" (2006)
17	62 (1982)	-34 (1993)	3 (1936)	29 (1930)	0.10" (1992)	3.0" (1992)
18	62 (1930)	-34 (1942)	-4 (2006)	33 (1986)	0.25" (1955)	3.5" (1955)
19	64 (1958)	-25 (1942)	6 (1993)	35 (1907)	0.24" (1939)	4.0" (1939)
20	61 (1981)	-22 (1939)	10 (1939)	31 (1931)	0.42" (1986)	3.0" (1971)
21	64 (1982)	-21 (1939)	15 (1939)	31 (1930)	0.17" (1931)	2.0" (1931)
22	70 (1982)	-16 (1939)	21 (1957)	29 (1961)	0.12" (1922)	2.0" (1922)
23	64 (2002)	-18 (1993)	18 (1955)	30 (1992)	0.28" (1920)	4.0" (1959)
24	65 (2002)	-27 (2003)	6 (2003)	28 (1954)	0.59" (1935)	10.0"(1987)
25	65 (1986)	-24 (1935)	3 (2003)	32 (1946)	0.20" (2000)	3.0"(2000)
26	68 (1986)	-26 (1935)	5 (1962)	29 (1986)	0.25" (1987)	5.0"(1987)
27	66 (1950)	-22 (1960)	9 (1962)	31 (1976)	0.27" (1996)	4.5"(1996)
28	63 (1992)	-25 (1996)	9 (1996)	33 (1976)	0.45" (2004)	4.8"(2004)
29	61 (1988)	-24 (1996)	3 (1996)	31 (1972)	0.15" (1928)	3.0"(1928)

MARCH

DAY	Record High/Yr	Record Low/Yr	Record Low-Max/Yr	Record High-Min/Yr	Record Precip	Record Snowfall
1	62 (1992)	-20 (1947)	18 (1960)	30 (1940)	0.30" (1954)	3.0" (1954)
2	63 (1982)	-17 (1960)	15 (1960)	37 (1974)	0.25" (1951)	5.0" (1951)
3	70 (1921)	-17 (1943)	14 (1960)	34 (1934)	0.89" (1941)	9.0" (1941)
4	67 (1921)	-13 (1912)	17 (1966)	36 (1934)	0.91" (1938)	10.0"(1938)
5	66 (1994)	-17 (1966)	12 (1943)	33 (1992)	0.20" (1926)	3.5"(1908)
6	64 (1950)	-24 (1920)	10 (1920)	34 (1992)	0.30" (1992)	2.0"(1942)
7	64 (2005)	-20 (1920)	17 (1932)	39 (2006)	1.08" (1998)	3.0" (1998)
8	66 (1910)	-12 (1912)	10 (1932)	38 (1986)	0.18" (1987)	2.0" (1987)
9	66 (1986)	-16 (1932)	18 (1932)	37 (1986)	0.26" (1992)	3.0" (1992)
10	70 (1989)	-10 (1932)	14 (1948)	38 (2005)	0.36" (1958)	6.0" (1968)
11	76 (1989)	-11 (1932)	18 (1932)	40 (1995)	0.36" (1968)	6.0" (1968)
12	72 (1989)	-14 (1956)	14 (1956)	38 (2005)	0.46" (1995)	5.0" (1963)
13	77 (1989)	-12 (1963)	20 (1912)	35 (1935)	0.16" (2005)	3.7" (1944)
14	66 (2003)	-11 (1963)	20 (1944)	35 (1972)	0.20" (1956)	4.0" (1973)
15	69 (2003)	-16 (1912)	27 (1949)	39 (1972)	0.33" (1943)	6.0" (1943)

MARCH

(Continued)

DAY	Record High/Yr	Record Low/Yr	Record Low-Max/Yr	Record High-Min/Yr	Record Precip	Record Snowfall
16	70 (1999)	-17 (1943)	27 (1924)	35 (2004)	0.25" (1946)	3.0" (1924)
17	73 (1994)	-4 (1943)	24 (1943)	39 (2004)	0.61" (1987)	3.0" (1930)
18	69 (1907)	-16 (1965)	10 (1965)	46 (1907)	0.63" (1998)	4.5" (1998)
19	71 (1972)	-14 (1965)	11 (1965)	46 (2004)	0.25" (2003)	5.0" (1968)
20	76 (1997)	-13 (1965)	17 (1965)	41 (1907)	0.28" (1944)	3.2" (1944)
21	75 (1997)	-20 (1912)	21 (1955)	46 (1907)	0.55" (1924)	11.0"(1924)
22	74 (1928)	-15 (1912)	28 (2002)	38 (1999)	0.27" (1946)	4.0" (1992)
23	72 (1972)	-3 (1965)	23 (1974)	40 (1945)	0.59" (1949)	6.0" (1949)
24	74 (2004)	-11 (1965)	15 (1965)	35 (1948)	0.30" (2005)	3.7" (1944)
25	72 (1993)	-17 (1965)	14 (1965)	45 (1908)	0.49" (1977)	3.0" (1937)
26	75 (1910)	-10 (1965)	16 (1955)	40 (2006)	0.25" (1958)	4.0" (1952)
27	74 (1946)	-4 (1931)	19 (1931)	38 (1940)	0.54" (1945)	5.0" (1945)
28	72 (1960)	0 (1931)	16 (1975)	45 (1960)	0.27" (2003)	3.0" (1990)
29	78 (1986)	-3 (1987)	20 (1975)	39 (2006)	0.53" (1998)	4.2" (1998)
30	76 (1986)	-2 (1936)	27 (1977)	39 (1943)	0.53" (1998)	4.5" (1948)
31	76 (1978)	-4 (1977)	25 (1926)	40 (1939)	0.20" (1957)	3.0" (1936)

APRIL

DAY	Record High/Yr	Record Low/Yr	Record Low-Max/Yr	Record High-Min/Yr	Record Precip	Record Snowfall
1	76 (2004)	1 (1936)	17 (1936)	40 (1923)	0.72" (1979)	17.0"(1979)
2	76 (1921)	-18 (1936)	20 (1936)	45 (1954)	0.78" (1940)	9.0" (1977)
3	74 (1943)	-9 (1945)	29 (1920)	43 (1991)	0.26" (1970)	6.0" (1972)
4	77 (1992)	2 (1936)	30 (1968)	38 (1907)	0.46" (1934)	7.0" (1934)
5	76 (2000)	6 (1936)	31 (1983)	44 (1954)	0.77" (1934)	8.0" (1934)
6	77 (1991)	6 (1939)	33 (1983)	40 (1969)	0.48" (1922)	5.0" (1938)
7	78 (1991)	4 (1929)	34 (1928)	46 (1989)	0.72" (1937)	6.0" (1957)
8	79 (1988)	-7 (1973)	28 (1973)	43 (2005)	0.59" (1969)	1.0" (1975)
9	77 (1907)	-1 (1973)	32 (1975)	46 (1930)	1.20" (1944)	4.4" (1944)
10	80 (1996)	8 (1989)	29 (1997)	45 (1930)	0.59" (2004)	6.0" (2004)
11	77 (1996)	5 (1945)	26 (1997)	43 (1996)	1.52" (1943)	10.0"(1927)
12	77 (2003)	9 (1997)	24 (1997)	44 (1925)	0.46" (1991)	6.0" (1991)
13	78 (1988)	4 (1933)	32 (1945)	45 (1931)	1.12" (1919)	4.3" (1945)
14	79 (1992)	6 (1986)	26 (1986)	48 (2002)	0.54" (1938)	2.5" (1945)
15	82 (1985)	-2 (1945)	35 (1945)	45 (2006)	0.43" (1977)	2.0" (1998)

APRIL

(Continued)

DAY	Record High/Yr	Record Low/Yr	Record Low-Max/Yr	Record High-Min/Yr	Record Precip	Record Snowfall
16	82 (1962)	13 (1951)	37 (1924)	46 (1908)	0.86" (1952)	3.0" (1945)
17	86 (1985)	0 (1945)	34 (1920)	48 (1932)	0.55" (1976)	4.5" (1968)
18	83 (1994)	5 (1945)	31 (1968)	48 (1958)	0.70" (1975)	7.0" (1966)
19	82 (1946)	13 (1966)	30 (1966)	56 (1908)	0.58" (1933)	8.0" (1966)
20	85 (1962)	-2 (1966)	29 (1966)	45 (1943)	0.76" (1920)	10.0"(1920)
21	84 (1962)	8 (1966)	35 (2002)	42 (1943)	0.75" (2001)	6.0" (1963)
22	85 (1994)	10 (1920)	33 (1963)	49 (1980)	0.68" (1923)	12.0"(1923)
23	82 (1994)	13 (1963)	35 (1931)	51 (1950)	1.38" (1929)	10.0"(1999)
24	85 (1989)	21 (1992)	34 (1999)	46 (1949)	0.50" (1951)	5.0" (1920)
25	84 (1946)	15 (1907)	34 (1924)	49 (1981)	0.72" (1969)	1.0" (1969)
26	84 (1987)	19 (1988)	33 (1984)	48 (1974)	1.53" (1971)	3.0" (1991)
27	85 (1910)	20 (1991)	32 (1984)	44 (1978)	0.39" (1991)	1.0" (1932)
28	85 (1992)	12 (1984)	32 (1994)	52 (2004)	0.71" (1932)	6.0" (1935)
29	87 (1987)	16 (1907)	33 (1950)	52 (1949)	0.71" (1953)	1.5" (1967)
30	85 (1992)	17 (1907)	36 (1967)	50 (1981)	0.69" (1997)	T (1999)

MAY

DAY	Record High/Yr	Record Low/Yr	Record Low-Max/Yr	Record High-Min/Yr	Record Precip	Record Snowfall
1	85 (1987)	15 (1909)	30 (1967)	54 (1928)	0.64" (1954)	7.0" (1954)
2	87 (1947)	20 (1972)	32 (1954)	53 (1959)	1.02" (1942)	1.8" (2002)
3	88 (1947)	19 (1948)	36 (1912)	51 (1930)	1.27" (1912)	4.0" (1950)
4	89 (1947)	22 (1984)	35 (1950)	51 (2000)	0.31" (1931)	2.0" (1950)
5	86 (2000)	20 (1950)	39 (1967)	49 (1962)	1.03" (1971)	3.0" (1929)
6	88 (1934)	15 (1909)	41 (1978)	50 (2000)	0.92" (1973)	1.0" (1929)
7	88 (1992)	23 (1924)	38 (1978)	49 (1934)	0.91" (1950)	5.0" (1950)
8	86 (1992)	24 (1984)	39 (1950)	50 (1963)	3.53" (1921)	4.0" (1965)
9	85 (1987)	20 (2002)	37 (1979)	53 (1963)	1.00" (1979)	5.5" (1946)
10	85 (1987)	22 (1927)	40 (1946)	49 (1989)	0.89" (1972)	3.0" (1933)
11	87 (1940)	20 (1946)	40 (1933)	55 (1907)	1.46" (1980)	5.0" (1933)
12	89 (1962)	21 (1953)	36 (1983)	49 (1989)	0.85" (1935)	2.0" (1933)
13	88 (1960)	25 (1933)	39 (1953)	58 (1960)	1.28" (1908)	2.0" (1942)
14	91 (1936)	23 (1974)	43 (1995)	52 (1955)	0.77" (1958)	T (1967)
15	88 (1987)	26 (1970)	46 (1958)	54 (2001)	1.00" (1957)	1.0" (1943)

MAY

(Continued)

DAY	Record High/Yr	Record Low/Yr	Record Low-Max/Yr	Record High-Min/Yr	Record Precip	Record Snowfall
16	90 (1987)	25 (1974)	46 (1943)	52 (2005)	1.31" (1952)	6.0" (1942)
17	90 (1988)	24 (1910)	44 (1983)	53 (1975)	1.00" (1944)	T (1999)
18	88 (1937)	27 (1942)	42 (1978)	54 (1941)	1.62" (1978)	0.0"
19	89 (1992)	25 (1950)	47 (1935)	53 (1948)	0.66" (1935)	T (2003)
20	92 (1954)	25 (1946)	48 (1931)	53 (1992)	0.68" (1972)	5.0" (1975)
21	94 (1954)	28 (2001)	36 (1975)	57 (1954)	1.17" (1975)	0.8" (2001)
22	88 (1958)	29 (1910)	39 (1975)	54 (1958)	0.90" (1962)	T (1975)
23	88 (1980)	27 (1975)	44 (1995)	53 (2006)	0.90" (1908)	0.0"
24	89 (1967)	29 (1964)	45 (1995)	51 (2000)	1.48" (1921)	T (1939)
25	89 (1988)	29 (1953)	43 (1907)	54 (1967)	0.61" (1996)	0.3" (1975)
26	89 (2006)	26 (1950)	47 (1996)	54 (1942)	1.08" (1929)	1.0" (1932)
27	90 (1969)	29 (1965)	50 (1965)	57 (1934)	0.45" (1962)	0.0"
28	90 (1969)	28 (1973)	47 (1947)	55 (1934)	0.67" (1997)	0.0"
29	93 (2003)	25 (1947)	46 (1975)	57 (2003)	1.26" (1924)	0.0"
30	94 (2003)	30 (1982)	46 (1937)	54 (2003)	2.47" (1924)	4.0" (1919)
31	96 (1984)	29 (1924)	47 (1919)	59 (1966)	1.03" (1971)	T (1919)

JUNE

DAY	Record High/Yr	Record Low/Yr	Record Low-Max/Yr	Record High-Min/Yr	Record Precip	Record Snowfall
1	90 (2002)	30 (1922)	50 (1919)	54 (2003)	1.63" (1951)	8.0" (1951)
2	92 (1977)	29 (1984)	38 (1951)	62 (1960)	0.55" (1991)	1.5" (1951)
3	92 (1977)	26 (1951)	46 (1951)	59 (1912)	2.20" (1993)	0.0"
4	92 (1988)	30 (1973)	41 (1943)	54 (1962)	0.92" (1923)	3.0" (1943)
5	97 (1988)	30 (1983)	41 (1998)	59 (1956)	1.89" (1972)	1.0" (1943)
6	98 (1988)	31 (1937)	55 (1935)	62 (1988)	0.72" (1923)	0.0"
7	94 (1987)	31 (1954)	59 (1954)	60 (1977)	0.78" (1932)	0.0"
8	97 (1985)	31 (1982)	54 (1974)	57 (2002)	1.38" (1995)	0.0"
9	91 (2000)	28 (1982)	42 (1995)	58 (1972)	1.38" (1995)	0.0"
10	95 (1973)	33 (1940)	51 (1995)	58 (1948)	0.65" (2003)	T (2003)
11	94 (1956)	31 (1975)	45 (1947)	55 (1973)	1.10" (1928)	0.0"
12	94 (1953)	33 (1947)	49 (1970)	57 (2001)	2.01" (1947)	0.0"
13	96 (2006)	31 (1969)	49 (1970)	60 (1991)	0.45" (1958)	0.0"
14	94 (1936)	31 (1976)	47 (1969)	62 (1963)	0.67" (1920)	3.0" (1976)
15	94 (2006)	31 (1976)	46 (1976)	58 (1935)	0.40" (1992)	0.0"

JUNE

(Continued)

DAY	Record High/Yr	Record Low/Yr	Record Low-Max/Yr	Record High-Min/Yr	Record Precip	Record Snowfall
16	95 (1989)	30 (1945)	53 (1957)	60 (1910)	1.52" (1963)	0.0"
17	97 (1940)	36 (2000)	57 (1957)	60 (1909)	1.86" (1993)	T (1950)
18	95 (1988)	33 (1973)	49 (1993)	60 (1909)	1.15" (1946)	0.0"
19	97 (1940)	34 (1976)	56 (1975)	59 (1959)	0.40" (1928)	0.0"
20	98 (1989)	33 (1929)	64 (1947)	59 (1959)	1.10" (1947)	0.0"
21	99 (1988)	34 (1926)	56 (1947)	58 (1925)	0.92" (1967)	0.0"
22	99 (1988)	30 (1989)	59 (1948)	63 (1988)	1.88" (1964)	0.0"
23	100 (1988)	36 (1908)	66 (1957)	65 (1937)	0.55" (1967)	0.0"
24	101 (1988)	36 (1993)	49 (1967)	65 (1954)	1.00" (2003)	0.0"
25	101 (1990)	36 (1953)	46 (2003)	67 (1988)	0.86" (1958)	0.0"
26	100 (1988)	34 (1950)	50 (1985)	65 (1927)	1.04" (1985)	0.0"
27	99 (1990)	30 (1985)	58 (1985)	65 (2001)	0.48" (1952)	0.0"
28	102 (1970)	36 (1985)	68 (1951)	62 (1933)	0.74" (1927)	0.0"
29	98 (1990)	36 (1945)	60 (1995)	60 (1938)	0.39" (1947)	0.0"
30	100 (1990)	33 (1947)	59 (1959)	63 (1961)	0.18" (1925)	0.0"

JULY

DAY	Record High/Yr	Record Low/Yr	Record Low-Max/Yr	Record High-Min/Yr	Record Precip	Record Snowfall
1	104 (1990)	34 (1968)	64 (1945)	65 (1953)	0.58" (1940)	0.0"
2	103 (1990)	38 (1968)	67 (1992)	67 (1919)	0.70" (1992)	0.0"
3	101 (1990)	39 (1952)	53 (1972)	68 (1909)	0.85" (1944)	0.0"
4	99 (1996)	38 (1956)	63 (1972)	69 (1909)	0.95" (1926)	0.0"
5	101 (1988)	38 (1972)	64 (1958)	66 (1954)	0.26" (1960)	0.0"
6	99 (1989)	39 (1993)	69 (1931)	64 (2001)	0.45" (1937)	0.0"
7	101 (1981)	30 (1986)	71 (1928)	66 (1947)	0.28" (1994)	0.0"
8	100 (1966)	35 (1986)	70 (1929)	65 (1966)	1.35" (1963)	0.0"
9	101 (2002)	37 (1959)	62 (1922)	65 (2001)	0.59" (1926)	0.0"
10	103 (1939)	42 (1983)	68 (1922)	64 (1966)	0.66" (2001)	0.0"
11	101 (1976)	38 (1951)	57 (1951)	65 (1932)	0.54" (1937)	0.0"
12	104 (1954)	38 (1951)	61 (1951)	70 (1981)	1.09" (1936)	0.0"
13	100 (1954)	38 (1950)	64 (1992)	67 (1929)	0.40" (1960)	0.0"
14	104 (2005)	40 (1943)	63 (1952)	65 (2005)	0.51" (1973)	0.0"
15	102 (2002)	41 (1952)	67 (1958)	70 (2000)	0.58" (1923)	0.0"

JULY

(Continued)

DAY	Record High/Yr	Record Low/Yr	Record Low-Max/Yr	Record High-Min/Yr	Record Precip	Record Snowfall
16	103 (2006)	35 (1983)	71 (1983)	63 (2000)	0.26" (1959)	0.0"
17	101 (2005)	40 (1983)	73 (1983)	68 (2003)	0.21" (1978)	0.0"
18	100 (1991)	44 (1992)	72 (1972)	64 (1957)	1.40" (1911)	0.0"
19	101 (2006)	42 (1987)	76 (1944)	66 (1970)	0.60" (1912)	0.0"
20	102 (1951)	42 (1952)	72 (2006)	72 (2006)	0.39" (1973)	0.0"
21	102 (1960)	38 (1949)	59 (1973)	62 (1998)	0.58" (1935)	0.0"
22	104 (1982)	41 (1978)	64 (1978)	65 (1920)	0.66" (1955)	0.0"
23	103 (1964)	40 (1972)	69 (1984)	71 (2005)	0.58" (1983)	0.0"
24	100 (2000)	41 (1924)	71 (1993)	67 (1994)	1.90" (1923)	0.0"
25	102 (2003)	38 (1924)	69 (1991)	65 (2003)	1.90" (1977)	0.0"
26	99 (1959)	35 (1986)	74 (1971)	64 (1908)	0.65" (1992)	0.0"
27	101 (1931)	42 (1993)	69 (1958)	62 (1931)	0.24" (1941)	0.0"
28	101 (1978)	40 (1909)	72 (1981)	64 (1952)	0.55" (1962)	0.0"
29	97 (1980)	40 (1909)	72 (1936)	68 (1919)	1.33" (1927)	0.0"
30	102 (2006)	36 (1950)	73 (1971)	67 (1964)	1.66" (1956)	0.0"
31	103 (1988)	37 (1950)	73 (1985)	68 (1964)	0.53" (1985)	0.0"

AUGUST

DAY	Record High/Yr	Record Low/Yr	Record Low-Max/Yr	Record High-Min/Yr	Record Precip	Record Snowfall
1	103 (1988)	37 (1950)	70 (1927)	62 (1991)	3.05" (1912)	0.0"
2	98 (1982)	39 (1935)	70 (1927)	61 (1930)	0.41" (1994)	0.0"
3	98 (2001)	43 (1938)	67 (1953)	63 (2003)	0.29" (1948)	0.0"
4	99 (1955)	40 (1944)	74 (1993)	67 (2001)	0.22" (1977)	0.0"
5	98 (1983)	39 (1980)	78 (1999)	64 (2001)	0.26" (1925)	0.0"
6	102 (1979)	42 (1932)	66 (1997)	64 (1957)	0.52" (1997)	0.0"
7	101 (1979)	31 (1912)	70 (1912)	64 (2001)	0.12" (1942)	0.0"
8	100 (1949)	38 (1939)	72 (1939)	67 (1949)	0.57" (1930)	0.0"
9	98 (1992)	38 (1946)	69 (1939)	66 (1934)	0.41" (1964)	0.0"
10	98 (1992)	37 (1985)	58 (1974)	68 (1922)	0.92" (1968)	0.0"
11	101 (1969)	38 (1907)	65 (1968)	66 (1963)	0.97" (1983)	0.0"
12	98 (1969)	40 (1907)	71 (1997)	64 (1942)	0.32" (1945)	0.0"
13	100 (2003)	39 (1988)	65 (1930)	63 (2003)	1.20" (1930)	0.0"
14	98 (2003)	37 (1985)	63 (2005)	63 (2003)	0.52" (1908)	0.0"
15	98 (2003)	35 (1951)	57 (1978)	63 (2003)	0.32" (1978)	0.0"

AUGUST

(Continued)

DAY	Record High/Yr	Record Low/Yr	Record Low-Max/Yr	Record High-Min/Yr	Record Precip	Record Snowfall
16	98 (2000)	35 (1925)	70 (1968)	64 (2000)	0.36" (1911)	0.0"
17	98 (1948)	33 (1987)	70 (1980)	66 (2003)	4.05" (1912)	0.0"
18	96 (1986)	35 (1987)	69 (1978)	61 (1907)	2.00" (1912)	0.0"
19	101 (1986)	35 (1978)	69 (1968)	66 (1948)	0.44" (1933)	0.0"
20	96 (1973)	37 (1978)	62 (1945)	65 (1932)	0.46" (1965)	0.0"
21	97 (2003)	35 (1974)	68 (1979)	59 (2003)	0.58" (1989)	0.0"
22	98 (1960)	36 (1966)	65 (1966)	64 (2003)	0.25" (1926)	0.0"
23	97 (1949)	34 (1954)	66 (1957)	61 (1995)	0.80" (1958)	0.0"
24	95 (2006)	35 (1962)	61 (1972)	58 (2003)	0.40" (1972)	0.0"
25	101 (1919)	34 (1989)	66 (1992)	57 (1922)	0.18" (1907)	0.0"
26	98 (1991)	33 (1992)	61 (1933)	62 (1991)	1.54" (1933)	0.0"
27	98 (1994)	31 (1992)	61 (1977)	60 (1939)	0.55" (1933)	0.0"
28	95 (1969)	36 (1962)	68 (1933)	61 (1958)	0.28" (1933)	0.0"
29	97 (1948)	32 (1989)	70 (1946)	61 (1971)	0.06" (1982)	0.0"
30	93 (1966)	32 (1964)	62 (1962)	60 (1941)	0.42" (1971)	0.0"
31	97 (1948)	29 (1908)	60 (2003)	60 (1966)	0.20" (1938)	0.0"

SEPTEMBER

DAY	Record High/Yr	Record Low/Yr	Record Low-Max/Yr	Record High-Min/Yr	Record Precip	Record Snowfall
1	96 (1991)	33 (1980)	65 (1980)	58 (1911)	0.31" (1963)	0.0"
2	94 (1991)	33 (1959)	52 (1973)	58 (1960)	1.50" (1973)	0.0"
3	95 (1987)	30 (1974)	52 (1973)	59 (1995)	0.35" (1943)	0.0"
4	97 (1950)	31 (1984)	54 (1949)	57 (1960)	1.18" (1999)	0.0"
5	95 (1950)	33 (1987)	55 (1929)	57 (1933)	0.23" (1929)	0.0"
6	95 (1908)	29 (1943)	47 (1929)	59 (1998)	1.04" (1981)	3.0" (1929)
7	95 (1908)	30 (1989)	50 (1929)	61 (1963)	0.48" (1946)	0.0"
8	98 (1990)	30 (1992)	55 (1941)	57 (1998)	0.46" (1973)	T (1962)
9	95 (1979)	24 (1962)	42 (1962)	63 (2005)	0.94" (1912)	T (1962)
10	93 (1979)	29 (1992)	52 (1912)	59 (1952)	0.62" (1912)	0.0"
11	90 (1997)	29 (1983)	48 (1950)	55 (1958)	1.16" (1973)	0.0"
12	91 (1948)	28 (1951)	49 (1988)	55 (1996)	0.76" (1942)	0.0"
13	96 (1990)	25 (1974)	47 (1970)	57 (1939)	0.89" (1998)	T (1912)
14	91 (1948)	22 (1993)	41 (1970)	51 (1981)	1.50" (1982)	10.0"(1982)
15	96 (1948)	27 (1993)	40 (1982)	58 (1959)	0.60" (1966)	0.0"

SEPTEMBER

(Continued)

DAY	Record High/Yr	Record Low/Yr	Record Low-Max/Yr	Record High-Min/Yr	Record Precip	Record Snowfall
16	93 (2000)	23 (1936)	44 (1982)	57 (1990)	0.53" (1923)	1.0" (1965)
17	93 (2000)	23 (1965)	35 (1965)	52 (2000)	0.34" (1923)	3.0" (1965)
18	88 (1952)	10 (1965)	31 (1965)	55 (1940)	0.95" (1978)	2.0" (1942)
19	95 (1981)	15 (1965)	39 (1965)	69 (1909)	0.68" (1961)	1.3" (1957)
20	91 (1981)	23 (1965)	40 (1983)	52 (1952)	1.54" (1950)	T (1965)
21	90 (1956)	19 (1983)	40 (1995)	52 (2005)	1.08" (1989)	4.0" (1946)
22	87 (1936)	23 (1983)	39 (1931)	48 (1909)	0.45" (1960)	1.0" (1931)
23	87 (1958)	23 (1984)	33 (2000)	57 (1954)	0.30" (2000)	3.3" (2000)
24	90 (1992)	19 (1984)	32 (2000)	49 (1908)	1.04" (1912)	4.0" (1912)
25	87 (1949)	9 (1926)	33 (1984)	58 (1911)	0.85" (1955)	1.0" (1934)
26	88 (1947)	16 (1926)	45 (1955)	53 (1982)	0.43" (1936)	0.0"
27	87 (1956)	19 (1996)	34 (1945)	50 (1909)	2.14" (1923)	2.0" (1945)
28	88 (2001)	14 (1984)	32 (1984)	49 (1940)	1.79" (1923)	2.3" (1999)
29	88 (1994)	13 (1984)	42 (1984)	50 (1931)	0.34" (1940)	0.0"
30	85 (1938)	17 (1984)	38 (1985)	49 (1911)	0.97" (1944)	4.0" (1944)

OCTOBER

DAY	Record High/Yr	Record Low/Yr	Record Low-Max/Yr	Record High-Min/Yr	Record Precip	Record Snowfall
1	90 (1980)	20 (1985)	35 (1982)	52 (1953)	0.56" (1944)	6.0" (1944)
2	85 (2005)	19 (1985)	34 (1950)	60 (2005)	1.10" (1919)	7.9" (2002)
3	84 (1922)	21 (1964)	39 (2002)	52 (1957)	0.79" (1908)	2.0" (1919)
4	84 (1943)	21 (1964)	34 (1994)	45 (1922)	0.81" (1994)	7.0" (1994)
5	85 (1963)	18 (1991)	38 (1946)	51 (1949)	0.84" (1912)	7.0" (1941)
6	83 (1993)	20 (1952)	38 (1946)	46 (2006)	2.00" (1912)	2.0" (1912)
7	86 (1975)	19 (1974)	42 (1990)	47 (2006)	0.52" (1946)	5.0" (1946)
8	83 (1991)	15 (1970)	35 (1970)	52 (1947)	0.62" (1961)	7.0" (1961)
9	82 (1954)	16 (1968)	28 (1985)	52 (1954)	0.55" (1912)	6.0" (1961)
10	84 (2003)	13 (1932)	37 (1961)	47 (2003)	1.05" (1912)	5.3" (1977)
11	83 (1996)	13 (1987)	40 (1973)	50 (1943)	1.20" (1928)	12.0" (1928)
12	83 (1991)	14 (1987)	32 (1969)	50 (1962)	0.86" (1919)	3.0" (1928)
13	82 (1991)	11 (1969)	22 (1969)	54 (1962)	1.05" (1942)	4.0" (1954)
14	81 (1984)	12 (1969)	30 (1969)	56 (1962)	0.64" (1987)	2.0" (1966)
15	82 (1950)	10 (1966)	39 (1966)	44 (1957)	0.85" (1980)	0.5" (1908)

OCTOBER

(Continued)

DAY	Record High/Yr	Record Low/Yr	Record Low-Max/Yr	Record High-Min/Yr	Record Precip	Record Snowfall
16	81 (1991)	10 (1984)	35 (1966)	43 (2006)	0.86" (1942)	4.0" (1999)
17	85 (1991)	11 (1930)	32 (1994)	43 (1926)	0.96" (1998)	4.0" (1938)
18	78 (2003)	12 (1908)	34 (2006)	43 (1924)	0.65" (1932)	8.0" (1932)
19	80 (2003)	13 (1976)	37 (1969)	43 (1936)	1.65" (1924)	T (1983)
20	79 (1947)	3 (1932)	29 (1949)	42 (2003)	0.79" (1936)	4.0" (1949)
21	79 (2003)	6 (1984)	27 (1949)	51 (1947)	0.58" (1953)	2.3" (1996)
22	81 (2003)	8 (1949)	32 (1949)	40 (1940)	0.49" (1986)	2.5" (1947)
23	78 (1954)	7 (1935)	30 (1919)	43 (1986)	0.39" (1947)	4.0" (1919)
24	75 (1927)	8 (1935)	30 (1975)	38 (1973)	0.63" (1923)	6.0" (1923)
25	73 (1989)	-2 (1919)	25 (1919)	40 (1926)	0.29" (1954)	3.0" (1954)
26	76 (1926)	-3 (1919)	29 (1919)	39 (1941)	0.73" (1976)	2.9" (2006)
27	76 (1990)	0 (1919)	33 (1996)	39 (2003)	0.24" (1982)	1.0" (1955)
28	76 (1937)	7 (1925)	27 (1923)	37 (1994)	0.45" (1971)	10.0" (1971)
29	74 (1933)	2 (1923)	18 (1971)	44 (2003)	0.63" (1941)	4.0" (2002)
30	76 (1933)	-7 (1971)	22 (1971)	40 (1950)	0.43" (1920)	12.0" (1971)
31	77 (1950)	-6 (1971)	17 (1971)	47 (1933)	0.59" (1928)	7.0" (1928)

NOVEMBER

DAY	Record High/Yr	Record Low/Yr	Record Low-Max/Yr	Record High-Min/Yr	Record Precip	Record Snowfall
1	73 (1999)	-7 (1971)	19 (1923)	38 (1944)	0.28" (2000)	3.0" (1991)
2	73 (1931)	-13 (1991)	18 (1991)	46 (2005)	0.47" (1990)	8.0" (1967)
3	67 (1980)	-19 (1991)	20 (1936)	38 (2005)	0.56" (1957)	5.5" (1994)
4	71 (1945)	-12 (1991)	13 (1991)	37 (1927)	0.52" (1960)	4.5" (1961)
5	72 (1999)	-5 (1967)	24 (1991)	33 (1983)	0.35" (1920)	8.0" (1920)
6	69 (1931)	-4 (1971)	20 (1967)	36 (1945)	0.30" (1990)	3.0" (1990)
7	70 (1931)	-7 (1990)	21 (1967)	40 (2006)	0.66" (1945)	6.0" (1919)
8	71 (1980)	-1 (1948)	20 (1919)	41 (2006)	0.61" (1983)	6.0" (1983)
9	69 (2006)	-13 (1966)	19 (1919)	35 (2006)	0.34" (2004)	3.5" (1950)
10	66 (1989)	-20 (1950)	10 (1920)	40 (1989)	0.25" (2000)	6.0" (1978)
11	65 (1955)	-14 (1920)	8 (1950)	33 (1912)	0.65" (1955)	8.0" (1938)
12	67 (1953)	-20 (1911)	11 (1919)	35 (1933)	0.27" (1978)	4.0" (1978)
13	69 (1989)	-20 (1919)	10 (2000)	39 (1954)	0.60" (1959)	7.0" (1944)
14	72 (1909)	-17 (1959)	8 (2000)	32 (2006)	0.43" (1985)	6.0" (1985)
15	69 (1941)	-15 (1959)	1 (1978)	35 (1931)	0.42" (1991)	3.5" (1991)

NOVEMBER

(Continued)

DAY	Record High/Yr	Record Low/Yr	Record Low-Max/Yr	Record High-Min/Yr	Record Precip	Record Snowfall
16	67 (1963)	-18 (1978)	-3 (1978)	34 (1954)	0.22" (1958)	4.2" (1996)
17	64 (1908)	-15 (1978)	0 (1978)	31 (1941)	0.25" (1928)	5.0" (1928)
18	62 (1908)	-12 (1958)	8 (1978)	28 (2002)	0.50" (1907)	4.0" (1907)
19	62 (1995)	-10 (1985)	13 (1980)	28 (2002)	0.40" (1973)	3.5" (1977)
20	68 (1949)	-24 (1985)	11 (1985)	33 (1990)	0.46" (1942)	8.0" (1942)
21	66 (1962)	-24 (1977)	6 (1977)	36 (1955)	0.38" (1934)	4.0" (1983)
22	63 (2006)	-21 (1985)	6 (1985)	33 (2006)	0.35" (1983)	8.0" (1983)
23	64 (2006)	-28 (1985)	3 (1985)	34 (1954)	0.32" (1992)	4.0" (1992)
24	60 (1990)	-24 (1985)	-1 (1985)	30 (1990)	0.41" (2002)	5.4" (2002)
25	65 (1995)	-18 (1993)	6 (1993)	36 (1926)	0.13" (1967)	3.0" (1943)
26	66 (1990)	-16 (1992)	9 (1918)	47 (1909)	0.26" (1983)	4.0" (1983)
27	64 (1949)	-16 (1952)	5 (1919)	29 (1995)	0.50" (1972)	8.0" (1972)
28	65 (1949)	-18 (1952)	9 (1992)	37 (1949)	0.50" (1928)	6.0" (1928)
29	58 (1940)	-15 (1972)	10 (1972)	32 (1998)	1.20" (1996)	2.0" (1927)
30	59 (1998)	-25 (1975)	7 (1972)	29 (1946)	0.50" (1996)	2.0" (1945)

DECEMBER

DAY	Record High/Yr	Record Low/Yr	Record Low-Max/Yr	Record High-Min/Yr	Record Precip	Record Snowfall
1	60 (1995)	-22 (1985)	0 (1909)	28 (1995)	0.18" (1934)	3.0" (1934)
2	65 (1995)	-24 (1909)	-3 (1909)	31 (1973)	0.64" (1982)	11.0" (1955)
3	58 (1941)	-30 (1909)	5 (1985)	32 (1958)	0.21" (1924)	2.0" (1992)
4	57 (1958)	-25 (1909)	-5 (1909)	29 (1958)	0.19" (1972)	5.0" (1972)
5	61 (1940)	-34 (1972)	0 (1972)	30 (1989)	0.30" (1978)	1.5" (1983)
6	63 (1939)	-41 (1972)	-5 (1972)	27 (1979)	0.17" (1956)	2.0" (1932)
7	63 (1981)	-41 (1972)	-11 (1972)	29 (1925)	0.15" (1924)	4.0" (1971)
8	57 (1981)	-38 (1978)	-4 (1972)	27 (1946)	0.31" (1919)	6.0" (1919)
9	63 (1939)	-40 (1919)	-17 (1909)	30 (1929)	1.09" (1997)	15.0" (1985)
10	65 (1933)	-38 (1919)	-5 (1978)	41 (1929)	0.23" (1985)	6.0" (1963)
11	60 (1933)	-37 (1972)	-10 (1972)	32 (2004)	0.09" (1938)	2.2" (1907)
12	61 (1995)	-35 (1932)	-6 (1972)	30 (2004)	0.30" (1958)	3.0" (1968)
13	60 (1924)	-32 (1932)	-2 (1932)	34 (1924)	0.21" (1935)	3.0" (1935)
14	59 (1924)	-31 (1926)	-3 (1926)	34 (1924)	0.21" (1975)	4.5" (1974)
15	60 (1924)	-30 (1972)	1 (1931)	25 (2004)	0.18" (1918)	2.0" (1918)

DECEMBER

(Continued)

DAY	Record High/Yr	Record Low/Yr	Record Low-Max/Yr	Record High-Min/Yr	Record Precip	Record Snowfall
16	59 (2006)	-29 (1972)	0 (1972)	23 (2006)	0.19" (1908)	5.5" (1908)
17	62 (1939)	-31 (1964)	-5 (1924)	30 (1999)	0.41" (1968)	8.0" (1968)
18	64 (1980)	-41 (1924)	-12 (1924)	33 (1936)	0.20" (1911)	4.0" (1911)
19	52 (1933)	-45 (1924)	-15 (1924)	24 (1925)	2.05" (1997)	4.0" (1925)
20	54 (1933)	-44 (1924)	-12 (1924)	19 (1950)	0.21" (1968)	3.0" (1968)
21	57 (1981)	-40 (1990)	-18 (1990)	23 (1950)	0.14" (1967)	4.0" (1967)
22	58 (1933)	-44 (1983)	-23 (1990)	26 (1957)	0.12" (1944)	3.0" (1979)
23	57 (1933)	-46 (1983)	-17 (1990)	42 (1964)	0.70" (1979)	12.0" (1979)
24	60 (1969)	-43 (1983)	-14 (1983)	32 (1955)	0.12" (1955)	4.0" (1987)
25	56 (1946)	-33 (1944)	-7 (1983)	27 (1955)	0.19" (1949)	4.0" (1949)
26	57 (1980)	-30 (1944)	1 (1948)	28 (1959)	0.07" (1943)	1.5" (1951)
27	59 (1980)	-29 (1948)	1 (1948)	28 (1955)	0.16" (1966)	2.0" (1988)
28	53 (1980)	-26 (1944)	4 (1978)	27 (1980)	0.12" (1935)	2.0" (1935)
29	54 (1965)	-32 (1983)	0 (1943)	22 (1996)	0.17" (1972)	4.5" (1972)
30	55 (1929)	-42 (1978)	-11 (1990)	27 (1965)	0.12" (1947)	1.5" (1947)
31	59 (1980)	-46 (1978)	-11 (1978)	26 (1980)	0.36" (1972)	9.5" (1972)

TOP 10 SNOWIEST MONTHS BY MONTH

Period of Record 1907-2006 - (No snowfall ever recorded in July or August)

JANUARY	FEBRUARY	MARCH	APRIL	MAY
16.5/1962	22.5/1987	21.7/1998	31.7/1999	11.0/1950
15.9/1995	15.3/2003	19.5/1968	29.0/1920	10.0/1933
12.5/1949	13.5/1965	18.5/1924	22.1/1945	10.0/1942
12.5/1993	13.0/1920	15.0/1941	21.0/1922	7.0/1954
12.0/1980	13.0/1935	14.0/1973	18.0/1927	5.5/1946
11.5/1984	12.5/1955	11.0/1938	17.0/1934	5.3/1975
10.4/1972	11.4/2004	11.0/2003	16.0/1923	4.0/1919
10.3/2005	9.7/2001	10.9/1996	15.0/1933	4.0/1929
10.0/1944	8.5/1986	10.6/1944	15.0/1966	4.0/1943
9.5/1932	8.5/2006	10.5/1912	12.0/1931	4.0/1965&85

JUNE	SEPTEMBER	OCTOBER	NOVEMBER	DECEMBER
9.5/1951	13.0/1982	23.5/1919	19.0/1942	19.0/1972
4.0/1943	5.7/2000	23.0/1971	17.0/1920	19.0/1985
3.0/1937	5.0/1965	22.0/1928	15.2/1985	15.0/1967
3.0/1976	4.9/1984	17.1/1961	14.8/1978	15.0/1979
	4.0/1912	15.0/1920	14.0/1919	14.5/1968
	4.0/1944	13.6/2002	14.0/1938	12.5/1955
	4.0/1946	12.6/2003	13.5/1967	11.9/1982
	3.0/1929	12.0/1923	13.0/1928	11.7/1924
	2.6/1999	11.0/1941	11.5/1991	9.8/1997
	2.0/1934&42	10.0/1994	11.0/1931	9.5/1919

SNOWFALL AMOUNT IN INCHES

TOP 10 SNOWIEST SEASONS

Period of Record 1907-2006

Snowfall by Season	Snowfall amount in inches
1919-20	92.0
1967-68	60.5
1944-45	59.0
2003-04	55.7
2002-03	54.1
1942-43	53.5
1971-72	53.2
1932-33	53.0
1972-73	53.0
1985-86	52.9

ALL-TIME BIGGEST SNOWSTORMS

Period of Record 1907-2006

Snowstorm date	Snowfall amount in inches
2/23-27/1987	22.0
10/27-30/1971	22.0
12/8-10/1985	19.0
4/10-15/1927	18.0
4/21-24/1999	17.5
3/31-4/1/1979	17.0
4/21-23/1923	16.0
4/3-5/1934	16.0
10/29-31/1920	15.0
10/10-12/1928	15.0
4/17-19/1966	15.0
12/22-23/1979	15.0
11/10-12/1978	14.5
11/4-7/1920	13.0
3/20-22/1924	13.0
2/23-24/1935	13.0
10/8-9/1961	13.0
10/29-31/2003	12.6
12/1-3/1955	12.5
3/9-11/1968	12.5
11/12-14/1985	12.5
3/31-4/1/1999	12.2

ALL-TIME SNOWIEST DAYS

Period of Record 1907-2006

Snowfall day	Snowfall amount in inches
4/01/1979	17.0
12/09/1985	15.0
4/22/1923	12.0
10/11/1928	12.0
10/30/1971	12.0
12/23/1979	12.0
3/21/1924	11.0
12/02/1955	11.0

Snowfall day is actually a 24 hour period ending around 7:00 a.m. local time on the day indicated.

ADDITIONAL SNOWFALL DATA

Period of Record 1907-2006

EARLIEST/LATEST SNOWFALL RECORDS

Earliest seasonal snowfall.....9/6/1929..... 3.0"

Latest seasonal snowfall.....6/14/1976..... 3.0"

Latest first snow ever.....12/10/1963..... 6.0"

Earliest last snow ever.....3/11/1962..... 0.5"

AVERAGE DATE OF FIRST AND LAST SNOW

Average date of first snow.....10/22

Average date of last snow.....4/22

ALL-TIME GREATEST SNOW DEPTH

18 inches..... 10/30-31/1971

CONSECUTIVE SNOW DAYS

(0.1" or greater)

6 days.4/10-15/1927

TOP 10 COLDEST AND HOTTEST YEARS AND MONTHS

Period of Record 1907-2006

10 Coldest Years	
39.0	1993
39.6	1924
39.7	1944
39.7	1984
40.5	1968
40.7	1929
41.0	1932
41.5	1923
41.5	1983
41.6	1942

10 Hottest Years	
47.1	2006
47.0	1934
46.4	2005
46.2	1954
45.9	1953
45.8	2003
45.6	1946
45.5	1994
45.4	1939
45.2	2000

10 Coldest Overall Months	
-7.3	JAN 1979
-3.0	JAN 1937
-2.2	DEC 1983
-1.4	JAN 1930
-0.4	JAN 1949
2.0	JAN 1962
2.8	JAN 1963
3.1	JAN 1924
4.1	JAN 1932
4.1	JAN 1993

10 Hottest Overall Months	
76.2	JUL 2006
74.9	JUL 2002
74.8	JUL 2001
74.2	JUL 1954
74.1	JUL 2005
73.8	AUG 2003
73.5	JUL 1998
73.4	JUL 1976
73.3	JUL 1919
73.3	JUL 1966/2000

TOP 10 COLDEST AND HOTTEST MONTHS BY MONTH

Period of Record 1907-2006

COLDEST

JANUARY	
-7.3	1979
-3.0	1937
-1.4	1930
-0.4	1949
2.0	1962
2.8	1963
3.2	1924
4.1	1932
4.1	1993
4.3	1929

HOTTEST

JANUARY	
27.5	2006
27.3	1934
27.1	1953
25.8	2000
25.0	1981
24.8	2003
24.6	1994
24.4	1965
24.1	1923
23.9	1954

FEBRUARY

FEBRUARY	
5.1	1993
6.8	1989
7.6	1936
7.6	1973
9.3	1929
11.4	1939
12.0	1979
12.2	1942
12.2	1984
12.5	1956

FEBRUARY

FEBRUARY	
34.1	1925
32.6	1954
32.4	1963
31.9	1930
31.8	1958
30.8	1943
30.4	1950
30.4	2000
30.3	1991
30.3	2005

TOP 10 COLDEST AND HOTTEST MONTHS BY MONTH

(Continued)

COLDEST

MARCH	
17.1	1912
21.8	1965
23.5	1973
24.0	1924
26.5	1943
27.1	1964
27.7	1954
28.0	1952
28.2	1920
28.4	1993

APRIL	
34.9	1945
35.6	1973
36.1	1920
36.6	1975
38.8	1970
39.3	1968
39.4	1983
39.7	1933
39.8	1957
40.0	1997

HOTTEST

MARCH	
43.2	1986
40.8	1992
40.5	1934
39.9	1972
39.6	1907
39.2	1940
38.9	1946
38.7	2000
38.4	2004
38.3	2005

APRIL	
51.4	1943
51.3	1930
50.5	1946
49.5	1949
49.5	2003
49.0	1987
49.0	1992
48.3	1939
48.1	1962
48.0	1942

TOP 10 COLDEST AND HOTTEST MONTHS BY MONTH

(Continued)

COLDEST

MAY	
47.3	1950
48.3	1935
48.7	1983
48.8	1975
49.2	1953
49.5	1995
50.0	1933
50.0	1946
50.2	1979
50.3	1907/1959

JUNE

56.1	1951
57.3	1998
57.5	1928
57.8	1947
58.5	1945
58.5	1975
58.7	1908
58.7	1969
58.7	1993
59.1	1907&67

HOTTEST

MAY	
62.2	1988
60.0	1994
58.8	1958
58.5	1936
58.5	1939
58.2	2000
57.7	1987
57.7	2001
57.5	1941
57.5	1992

JUNE

72.2	1988
69.3	1977
68.8	2006
68.2	1933
66.9	1961
66.8	1956
66.8	2002
66.6	1919
66.4	1936
66.2	1994&96

TOP 10 COLDEST AND HOTTEST MONTHS BY MONTH

(Continued)

COLDEST

JULY	
64.4	1993
65.1	1992
66.2	1950
66.4	1958
66.5	1972
66.7	1924
67.2	1944
67.2	1986
67.4	1912
67.6	1971&83

AUGUST	
63.3	1927
63.3	1968
64.0	1974
64.4	1912
64.5	1950
64.5	1987
64.8	1993
65.0	1933
65.1	1924
65.1	1928

HOTTEST

JULY	
76.2	2006
75.3	2003
74.9	2002
74.8	2001
74.2	1954
74.1	2005
73.4	1976
73.4	1998
73.3	1919
73.3	1953

AUGUST	
73.7	2003
73.0	2000
72.9	2001
71.3	1922
71.0	1999
70.9	1983
70.7	1929
70.7	1969
70.7	1971
70.6	1970

TOP 10 COLDEST AND HOTTEST MONTHS BY MONTH

(Continued)

COLDEST

SEPTEMBER	
48.2	1965
49.5	1912
51.7	1984
52.6	1926
52.7	1970
53.1	1941
53.2	1973
53.3	1961
53.4	1971
53.5	1934&74

OCTOBER	
32.7	1919
38.2	1969
39.1	1923
39.6	1970
40.2	1984
40.5	1971
40.5	2002
40.9	1932
40.9	1949
41.1	1976

HOTTEST

SEPTEMBER	
63.5	1998
63.4	1990
62.3	2001
62.2	1938
62.1	1948
62.0	1940
61.8	1963
61.3	1979
61.0	1952
60.8	1966

OCTOBER	
52.0	1963
50.6	2003
50.0	1988
49.6	1934
49.4	1933
49.4	1947
49.1	1945
49.1	1950
49.0	1962
48.9	1938

TOP 10 COLDEST AND HOTTEST MONTHS BY MONTH

(Continued)

COLDEST

NOVEMBER	
14.1	2000
14.9	1920
14.9	1985
16.1	1978
17.9	1919
18.3	1929
20.9	1961
22.2	1947
22.3	1971
22.3	1993

DECEMBER	
-2.2	1983
4.5	1928
5.2	1985
5.7	1919
5.7	1944
6.3	1972
6.6	1931
6.8	1932
7.5	1990
8.7	1992

HOTTEST

NOVEMBER	
40.0	1949
38.6	1954
37.7	1999
37.0	1927
36.0	1926
35.8	1995
35.3	2006
35.2	1953
35.1	1933
35.1	1998

DECEMBER	
31.8	1933
29.2	1950
29.0	1980
27.8	1946
27.7	1957
27.3	1999
27.2	1939
26.5	1929
24.6	1994
24.3	2004

TOP 10 COLDEST AND WARMEST WINTERS AND SUMMERS

Period of Record 1907-2006

DEC-FEB

COLDEST WINTERS	
5.4	1983
5.9	1928
6.0	1992
9.5	1948
9.8	1931
12.6	2000
12.9	1923
12.9	1943
13.0	1936
13.2	1932

DEC-FEB

WARMEST WINTERS	
29.6	1933
27.8	1999
26.5	1953
26.3	1957
25.8	2004
24.1	1950
24.1	1952
23.7	1942
23.3	1969
22.7	1946

JUN-AUG

COLDEST SUMMERS	
62.7	1993
63.6	1950
63.7	1928
63.7	1951
64.2	1924
64.4	1944
64.6	1908
64.6	1912
64.8	1992
64.9	1927

JUN-AUG

WARMEST SUMMERS	
71.7	2006
71.4	1988
71.3	2001
70.3	2003
70.1	2000
69.6	2002
69.3	1919
69.1	1940
69.0	1961
69.0	1991

HEAT STATISTICS

Period of Record 1907-2006

90 Degree Days 1971-2000 Normals		Most Ever		Least Ever	
MAY	0.0*	2	Several Times	0	Many Times
JUN	5.8	21	1988	0	Many Times
JUL	14.8	27	1964&2003	4	1958
AUG	13.0	23	1969&71	0	1927
SEP	2.1	9	1948	0	Many Times

AVG # of 90 Degree Days per year.....35.7

* Only occurred 4 times

Maximum 90 Degree Days in a Year		Minimum 90 Degree Days in a Year	
71	1988	12	1923&30
53	1994	12	1993
Maximum 100 degree Days in a Year 9.....1988			
Record Consecutive 90 Degree Days 20.....7/16/1945-8/4/1945 19.....7/13-31/1974 18.....7/10-28/2003 18.....7/27/1983-8/13/1983		Record Consecutive 100 Degree Days 4.....7/11-14/1954 4.....6/23-26/1988 4.....6/30-7/3/1990	
Average Date of First Temperature of 80 or Higher.....May 8 th 90 or Higher.....June 15 th		Average Date of Last Temperature of 80 or Higher.....October 1 st 90 or Higher.....September 3 rd	
Earliest Date Ever for First Temperature of 80 or Higher.....4/10/1996 90 or Higher.....5/14/1936 100 or Higher.....6/23/1988		Latest Date Ever for First Temperature of 80 or Higher.....6/8/1935 90 or Higher.....7/8/2004	
Latest Date Ever for Last Temperature of 80 or Higher.....10/22/2003 90 or Higher.....10/1/1980		Earliest Date of Last Temperature of 80 or Higher.....9/14/1971 90 or Higher.....8/1/1930	

COLD STATISTICS

Period of Record 1907-2006

Normal Date of First Freeze (1971-2000) September 13th	Normal Date of Last Freeze (1971-2000) May 24 th
Latest First Freeze Ever (1907-2006): October 11 th , 1963	
Normal Date of First Sub-Zero (1971-2000) November 21 st	Normal Date of Last Sub-Zero (1971-2000) March 1st
Consecutive Days with Low at or Below 32 196.....10/15/1981-4/29/1982 193..... 9/22/1984-4/3/1985 186.....10/5/1976-4/9/1977	Consecutive Days with High at or Below 32 51.....12/22/1948-2/10/1949 50.....12/23/1978-2/10/1979 42.....1/24/1993-3/6/1993
Consecutive Days with Low at or Below 0 38.....12/29/1936-2/4/1937 29.....12/27/1941-1/24/1942 28.....12/2-29/1919	Consecutive Days with High Below 0 9.....12/5-13/1972 7.....12/19-25/1983
Consecutive Days with Low at or Below -10 23.....1/7-29/1930 18.....1/9-26/1962	Consecutive Days with High -10 or Colder 3.....12/21-23/1990 and 5 previous times
Consecutive Days with Low at or Below -20 12.....12/5-16/1972 10.....1/27/1979-2/5/1979 9.....2/2-10/1989	Coldest High Temperature Ever -23.....12/22/1990 -18.....1/1/1979 -18.....12/21/1990
Consecutive Days with Low at or Below -30 6.....1/30-2/4/1979	Coldest Low Temperature Ever -46.....12/23/1983 -46.....12/31/1978+1/1/1979 -46.....1/12/1963 -46.....1/17/1930
Consecutive Days with Low at or Below -40 4.....12/30/1978-1/2/1979	

TOP 10 WETTEST AND DRIEST YEARS... MONTHS AND DAYS

Period of Record 1907-2006

Precipitation in inches

10 WETTEST YEARS		10 DRIEST YEARS	
24.63	1912	3.75	1988
18.43	1923	4.12	1974
14.74	1941	4.85	1954
13.49	1993	5.07	2001
13.41	1995	5.07	2006
13.39	1998	5.66	1966
13.11	1971	5.91	1922
12.67	1997	6.05	1932
12.45	1947	6.06	1961
12.19	1944	6.20	1981

10 WETTEST OVERALL MONTHS		10 DRIEST OVERALL MONTHS	10 WETTEST DAYS	
9.12	8/1912	0.00 Many Times	4.05	8/17/1992
6.22	5/1921		3.53	5/8/1921
5.95	6/1993		3.05	8/1/1912
5.72	9/1923		2.47	5/30/1924
5.06	10/1912		2.20	6/3/1993
4.59	5/1924		2.14	9/27/1923
4.57	6/1947		2.05	12/19/1997
4.45	9/1973		2.01	6/12/1947
4.44	5/1978		2.00	10/6/1912
4.42	5/1971		2.00	8/19/1912

TOP 10 WETTEST AND DRIEST MONTHS BY MONTH

Period of Record 1907-2006

WETTEST

JANUARY	
1.44	1995
0.96	1996
0.60	1993
0.56	1953
0.53	1962
0.51	1932
0.49	1940
0.49	1949
0.47	1948
0.47	1984&97

FEBRUARY	
1.28	2004
1.15	2003
0.97	1986
0.90	1955
0.86	1935
0.80	1920
0.68	1987
0.56	1927
0.55	1960
0.52	2000&2001

DRIEST

JANUARY	
Trace	1925
Trace	1929
Trace	1946
Trace	1957
Trace	1958
Trace	1966
Trace	1983
Trace	1988
Trace	1989
Trace	1992

FEBRUARY	
0.00	1956
0.00	1957
Trace	1946
Trace	1950
Trace	1970
Trace	1985
Trace	1991
0.02	1963
0.02	2005
0.03	1977/82&90

TOP 10 WETTEST AND DRIEST MONTHS BY MONTH

(Continued)

WETTEST

MARCH	
2.95	1998
1.52	1941
1.21	1992
1.20	1977
1.05	1968
1.03	1924
1.03	1958
0.98	1938
0.97	2003
0.95	1987

APRIL	
3.69	1999
3.47	1944
3.32	1971
2.96	1941
2.94	1957
2.80	2004
2.71	1934
2.32	1945
2.22	1920
2.17	1938

DRIEST

MARCH	
0.00	1960
Trace	2004
0.01	1999
0.04	1962
0.04	1989
0.06	1925
0.07	1976
0.08	1921
0.10	1961
0.10	1974

APRIL	
Trace	1954
0.05	1930
0.06	1992
0.15	1987
0.19	1961
0.19	1982
0.23	1939
0.28	1996
0.31	1994
0.37	1907

TOP 10 WETTEST AND DRIEST MONTHS BY MONTH

(Continued)

WETTEST

MAY	
6.22	1921
4.59	1924
4.44	1978
4.42	1971
4.28	1908
4.19	1957
3.98	1942
3.94	1935
3.76	1952
3.72	1980

JUNE	
5.95	1993
4.57	1947
3.95	1963
3.58	1995
3.44	1967
3.34	1928
2.88	1921
2.59	2003
2.56	1964
2.54	1969

DRIEST

MAY	
0.08	1936
0.11	1963
0.17	1994
0.18	1984
0.20	1974
0.26	2006
0.31	2001
0.34	1969
0.35	1948
0.36	1934&60&66

JUNE	
0.00	1973
Trace	1942
0.04	1974
0.05	1922
0.05	1956
0.06	1971
0.11	1924
0.11	2006
0.12	1981
0.15	1929

TOP 10 WETTEST AND DRIEST MONTHS BY MONTH

(Continued)

WETTEST

JULY	
3.32	1923
2.91	1977
2.76	1992
2.41	1937
2.07	1912
2.00	1926
1.97	1927
1.84	1997
1.77	1963
1.76	1941

AUGUST	
9.12	1912
3.06	1933
2.90	1930
1.56	1976
1.52	1908
1.28	1941
1.24	1968
1.21	2004
1.10	1983
1.08	1938

DRIEST

JULY	
0.00	1953
Trace	1921
Trace	1957
0.03	2006
0.04	1943
0.04	1999
0.05	1945
0.07	1920
0.07	1932
0.08	1924

AUGUST	
0.00	1944
0.00	1949
0.00	1969
Trace	1929
Trace	1985
0.01	1937
0.01	1967
0.02	1924
0.02	1956
0.02	1960&61

TOP 10 WETTEST AND DRIEST MONTHS BY MONTH

(Continued)

WETTEST

SEPTEMBER	
5.72	1923
4.45	1973
3.32	1912
3.19	1950
2.89	1982
2.47	1999
2.15	1989
1.74	1925
1.49	1946
1.46	1940

OCTOBER	
5.06	1912
3.84	1919
3.60	1994
3.10	1971
2.83	1942
2.72	1998
2.21	1928
2.17	1924
2.12	1941
2.04	1949

DRIEST

SEPTEMBER	
0.00	1979
Trace	1928
Trace	1932
Trace	1953
Trace	1969
Trace	1992
0.02	1922
0.03	1952
0.04	1972
0.06	1980

OCTOBER	
0.00	1933
0.00	1958
Trace	1921
Trace	1985
0.03	1988
0.03	2001
0.07	1963
0.09	1990
0.10	1955
0.13	1992

TOP 10 WETTEST AND DRIEST MONTHS BY MONTH

(Continued)

WETTEST	
NOVEMBER	
2.13	1996
1.57	1983
1.36	1942
1.06	1985
1.04	1945
0.99	1919
0.97	1972
0.93	1928
0.93	1938
0.92	1960&90

DECEMBER	
3.59	1997
0.96	1955
0.85	1968
0.79	1982
0.75	1924
0.72	1972
0.70	1979
0.68	1985
0.63	1967
0.57	1978

DRIEST	
NOVEMBER	
0.00	1912
0.00	1939
Trace	1949
Trace	1976
Trace	1989
0.01	1981
0.01	1982
0.03	1954
0.04	1988
0.05	1926&62

DECEMBER	
0.00	1933
Trace	1945
Trace	1950
Trace	1957
Trace	1961
Trace	1969
Trace	1981
Trace	1984
0.01	1929
0.01	1959

CONSECUTIVE WET AND DRY DAYS

Period of Record 1907-2006

Consecutive Wet Days (0.01" or greater) 12.....4/27-5/8/1978 9.....5/22-30/1995
Consecutive Wet Days (0.10" or greater) 6.....5/12-17/1957
Consecutive Dry Days (No Precipitation) 61.....11/5/1933-1/4/1934 61.....11/10/1950-1/9/1951 58.....9/14/1958-11/10/1958 54.....10/30/1939-12/22/1939 54.....7/11/1949-9/2/1949
Consecutive Days Without Measurable Precipitation (Trace or Less) 93.....12/1/1945-3/3/1946 87.....12/7/1956-3/3/1957 85.....11/18/1957-2/10/1958 80.....11/5/1933-1/23/1934 74.....11/10/1950-1/22/1951

MEASURABLE PRECIPITATION DAYS AND EXTREMES

Period of Record 1907-2006

	NORMAL WET DAYS (1971-2000)		MOST EVER (1907-2006)			
	(0.01" or >)	(0.10" or >)		(0.01" or >)		(0.10 or >)
JAN	3.3	1.4	8	1997	3	1949/53/ 93/95
FEB	2.7	1.6	8	2003	3	Numerous Yrs
MAR	3.5	1.9	8	1926/41/77/92/ 2002	5	1937/54/ 68
APR	5.8	3.7	12	1999	10	1999
MAY	7.6	4.7	20	1995	10	1935/57/ 78/95
JUN	5.3	3.2	16	1967	8	1928/47
JUL	4.7	2.3	11	1923/37	6	1937/92
AUG	4.3	1.8	12	1941	6	1930
SEP	4.9	2.6	12	1965	6	1923/50/ 65/99
OCT	4.1	2.7	11	1923	9	1971
NOV	3.1	2.0	8	1929	5	1919/20/4 2/83
DEC	2.7	1.5	10	1997	4	1907
ANN	52.0	29.4				

HOLIDAY WEATHER

Period of Record 1907-2006

NEW YEAR'S DAY	
Average High/Low	26/-2
Record High	52(2000)
Record Low	-46 (1979)
Coldest High	-18 (1979)
Warmest Low	27 (2006)
Most Snow Ever	1.0" (1977)
Greatest Snow Depth	7.0" (1969/88)
Most Precipitation Ever	0.08" (1976)
Days with Measurable Precipitation	6
Days with Any Precipitation	12

MEMORIAL DAY WEEKEND	
Average High/Low	73/42

HOLIDAY WEATHER

(Continued)

4th of JULY	
Average High/Low	87/50
Record High	99 (1996)
Record Low	38 (1956)
Coldest High	63 (1972)
Warmest Low	69 (1909)
Most Precipitation Ever	0.95" (1926)
Days with Measurable Precipitation	16
Days with Any Precipitation	18

LABOR DAY WEEKEND	
Average High/Low	82/44

HOLIDAY WEATHER

(Continued)

HALLOWEEN	
Average High/Low	51/22
Record High	77 (1950)
Record Low	-6 (1971)
Coldest High	17 (1971)
Warmest Low	47 (1933)
Most Snow Ever	7.6" (2003)
Greatest Snow Depth	18" (1971)
Most Precipitation	0.59" (1928)
Days with Measurable Precipitation	15
Days with Any Precipitation	19

THANKSGIVING	
Average High/Low	39/11

HOLIDAY WEATHER

(Continued)

CHRISTMAS	
Average High/Low	29/1
Record High	56 (1946)
Record Low	-33 (1944)
Coldest High	-7 (1983)
Warmest Low	27 (1955)
Most Snow Ever	4.0" (1943/49)
Greatest Snow Depth	12.0" (1987)
Probability of Snow on the Ground	35 percent
Days with Measurable Snow	8
Most Precipitation Ever	0.19" (1943/49)
Days with Measurable Precipitation	9
Days with any Precipitation	12

HEATING AND COOLING DEGREE DAYS

Period of Record 1907-2006

MONTH	HDD/CDD	HDD/CDD	HDD/CDD
	NORMALS (1971-2000)	MOST EVER (1907-2006)	LEAST EVER (1907-2006)
JAN	1557/0	2236/0	1158/0
FEB	1202/0	1672/0	859/0
MAR	935/0	1478/0	669/0
APR	626/0	896/3	403/0
MAY	325/5	538/46	115/0
JUN	126/86	271/241	17/1
JUL	22/184	80/355	0/67
AUG	40/138	113/294	0/19
SEP	253/20	498/67	92/0
OCT	626/0	992/8	393/0
NOV	1104/0	1495/0	746/0
DEC	1522/0	2075/0	1020/0
ANN	8338/433	9530/748	6893/152

Record High/Low Temperatures

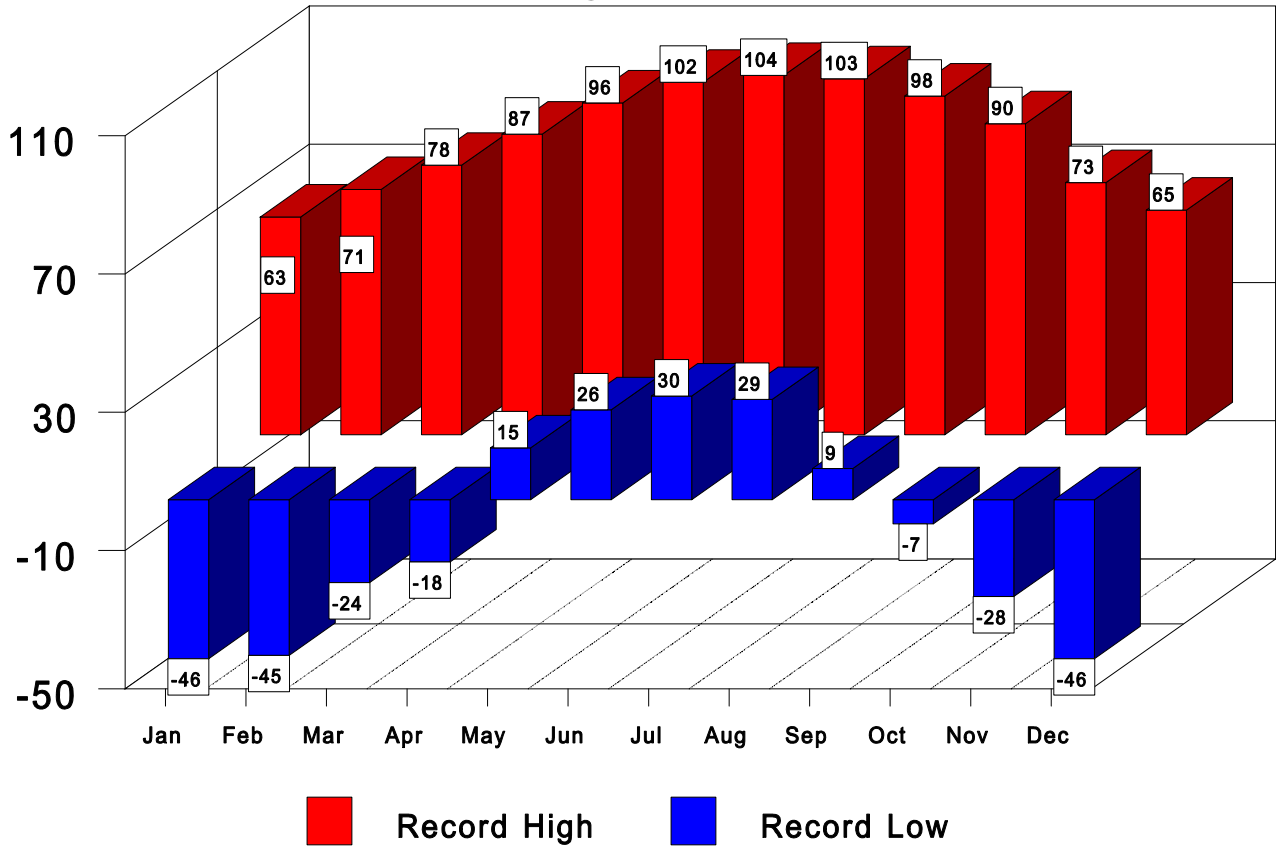


Figure 1. Record High/Low Monthly Temperatures in Riverton (Period of Record 1907-2006)

Riverton's Biggest Snowstorms

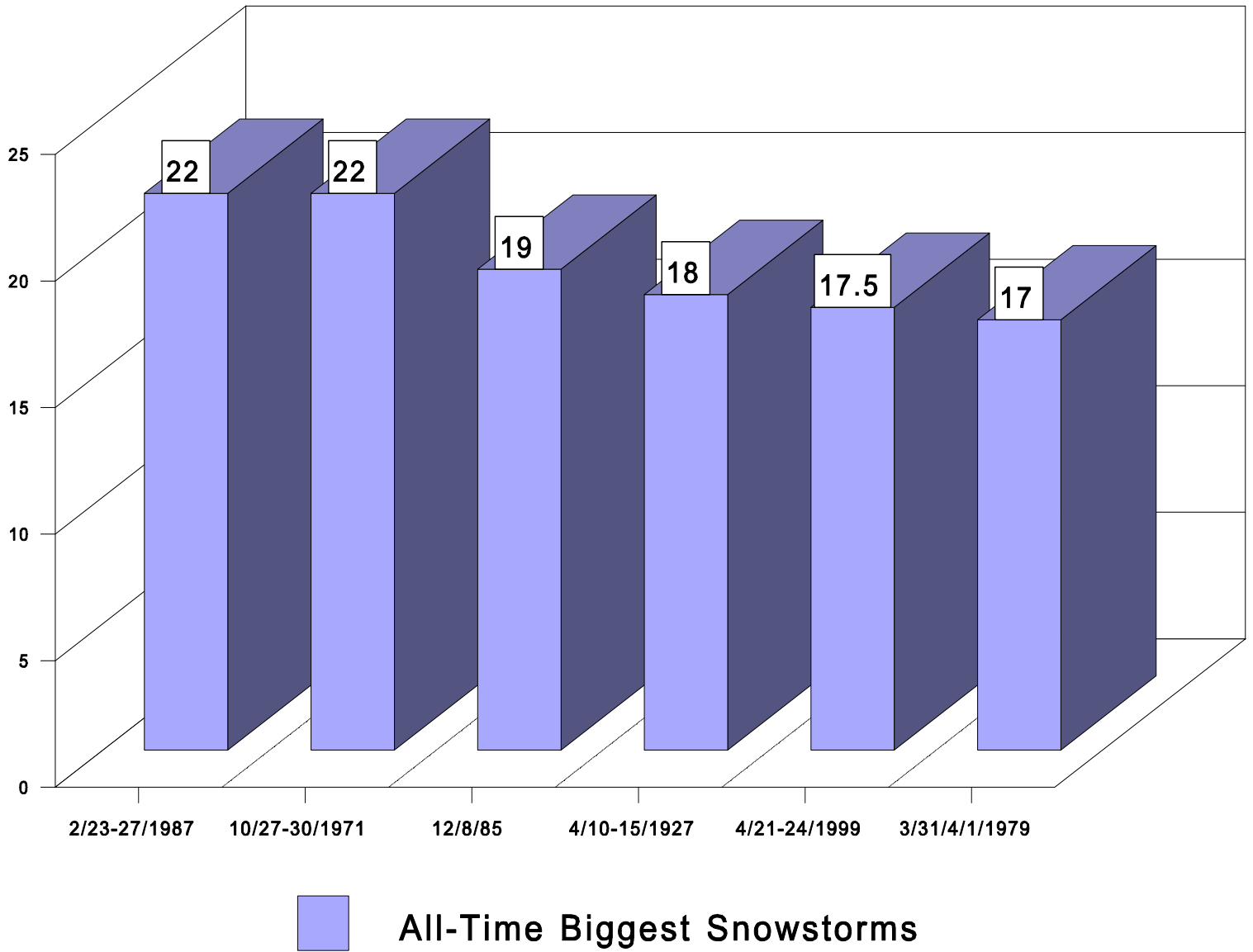


Figure 2. Riverton's All-Time Biggest Snowstorms (in inches) 1907-2006.

Normal Monthly Snowfall

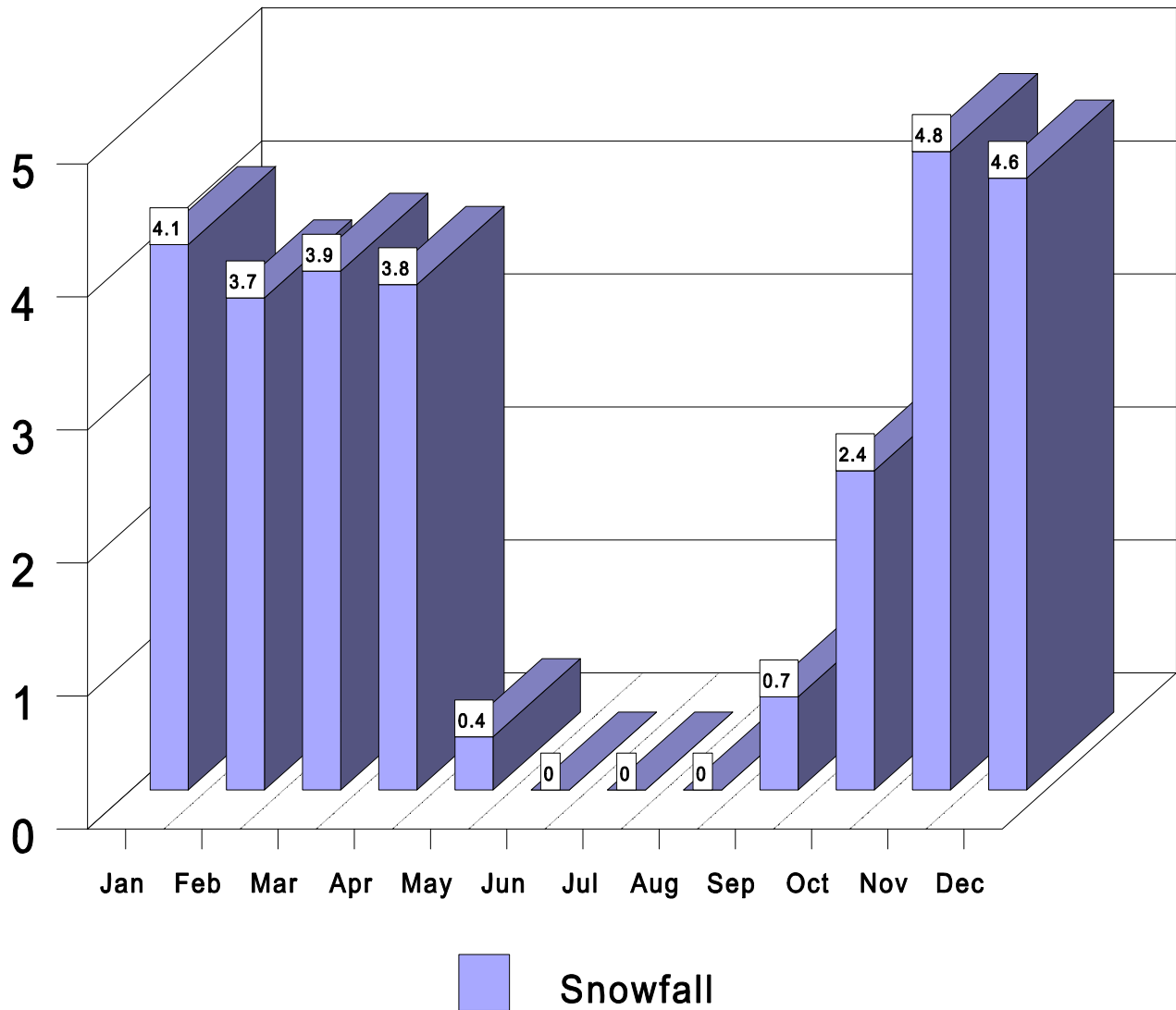


Figure 3. Monthly Snowfall Normal in Inches (1971-2000)

Normal Monthly Precipitation

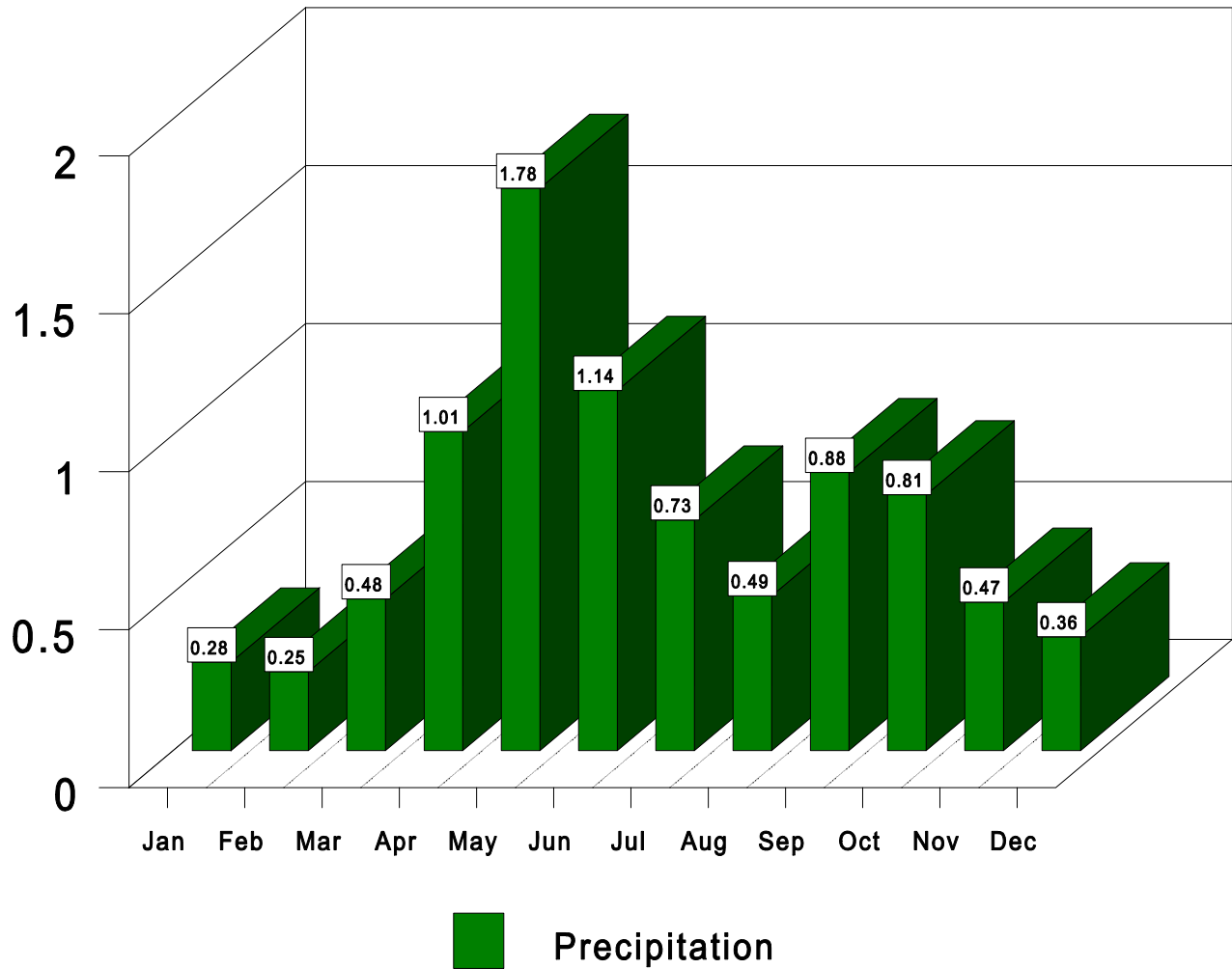


Figure 4. Monthly Precipitation Normals in Inches (1971-2000).

Heating/Cooling Degree Days

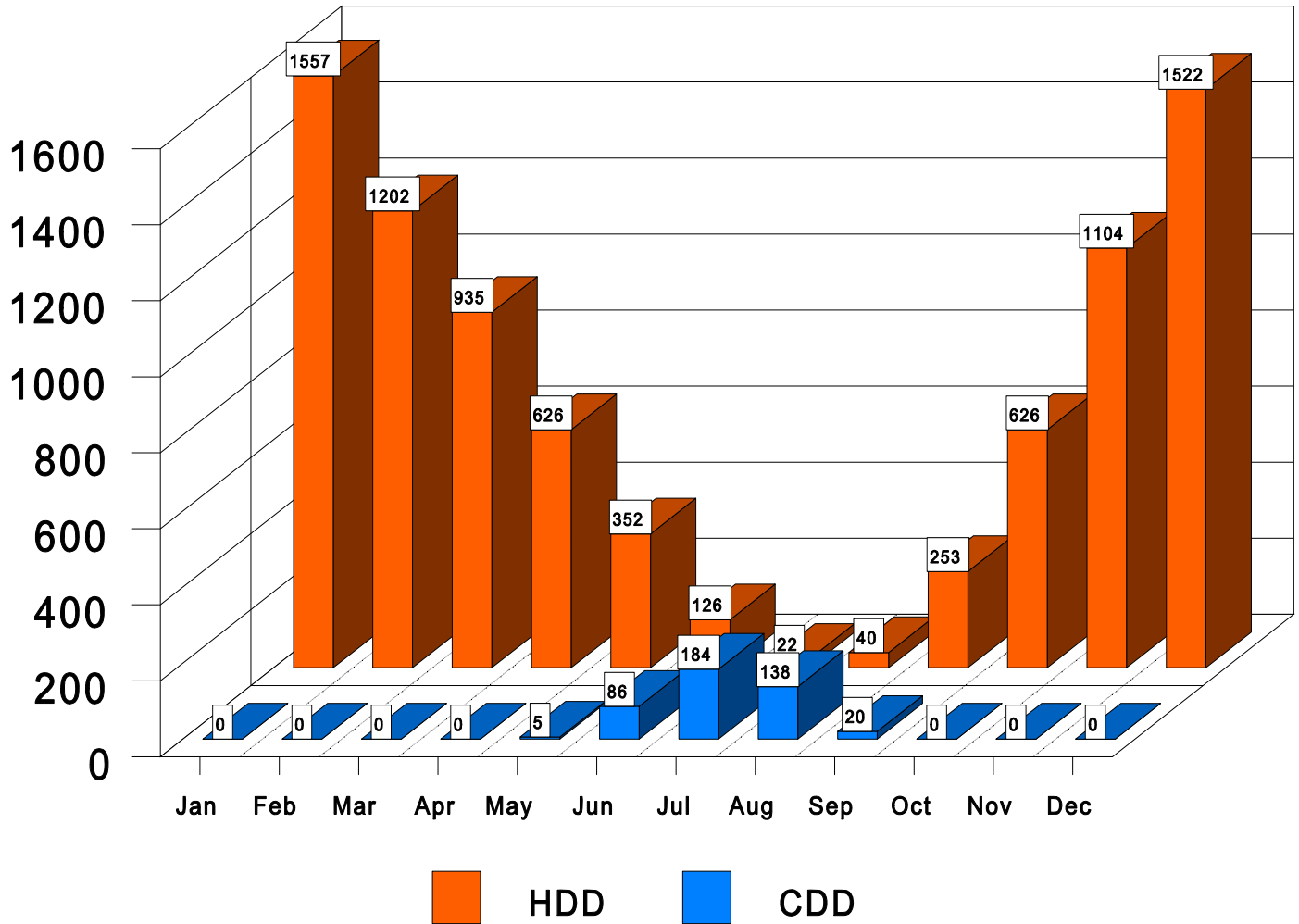


Figure 5. Heating and Cooling Degree Days (based on 65 degree average temperature using 1971-2000 Normals).