

Getting Started with CareAR[®] Assist

An Augmented Reality Support Experience

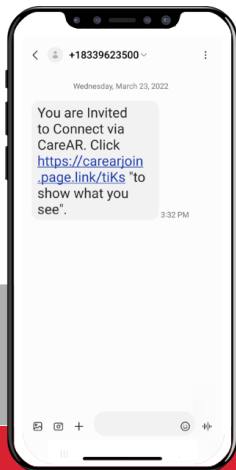
YOUR BENEFITS

With the help of CareAR[®] Assist Software, the Xerox Support Expert can see what you see and visually guide you through the solution while you are in control of the live stream. And we will get you back to your work faster.

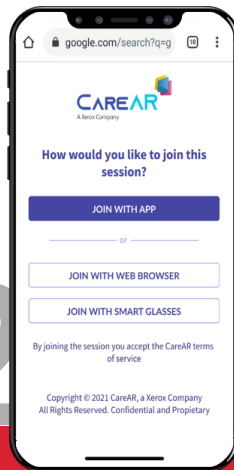
SEE CAREAR ASSIST IN ACTION:

youtu.be/OxmWOeyV3nw

EASILY START A SESSION IN JUST FOUR STEPS




1 Invitation by text or code to join an augmented reality real-time support session.



2 Choose how to join the session: app, browser or smart glasses.



3 Click the icon to start your rear-facing camera.



4 Experience real-time graphical guidance within your field of view.



BEFORE YOUR NEXT CONTACT WITH XEROX

Download the CareAR Assist App on your supported Android or iOS device to enjoy a full-featured augmented reality session. You can also join via your mobile browser.



CareAR Assist
Android



CareAR Assist
iOS

KEY TIPS

- Contact us from your mobile device.
- Use earphones, if available.
- Stay close to the device when adding annotations for readability.
- Upon the completion of a CareAR Assist session, close the application to ensure the mobile camera is switched off immediately.

ADDITIONAL RESOURCES

For technical tips and privacy questions, please visit: help.CareAR.com.